

ELENCO APPLICAZIONI / APPLICATION GUIDE

ALFA ROMEO	pag. 2	IVECO	pag. 250	RENAULT	pag. 421
ARO	21	JAGUAR	251	RENAULT LCV	461
AUDI	22	JEEP	252	ROVER	472
AUTOBIANCHI	76	KIA	254	SAAB	486
BMW	78	LADA	257	SEAT	492
CHEVROLET	93	LANCIA	258	SEAT LCV	505
CHRYSLER	94	LAND ROVER	276	SKODA	506
CITROËN	97	MARUTI	279	SUBARU	510
CITROËN LCV	120	MAZDA	280	SUZUKI	515
DACIA	126	MERCEDES	281	TALBOT	520
DAEWOO	129	MERCEDES LCV	311	TOYOTA	530
DAIHATSU	134	MINI	313	TRIUMPH	546
FIAT	140	MITSUBISHI	315	VAUXHALL	548
FIAT LCV	175	MOSKVICH	335	VAUXHALL LCV	564
FORD	187	NISSAN-DATSUN	336	VOLKSWAGEN	567
FORD LCV	212	NISSAN-DATSUN LCV	358	VOLKSWAGEN LCV	611
HONDA	215	OPEL	359	VOLVO	617
HONDA - ACURA	239	OPEL LCV	383	ZASTAVA	627
HYUNDAI	240	PEUGEOT	386	ZAZ	628
INNOCENTI	244	PEUGEOT LCV	409		
ISUZU	247	PORSCHE	415		

GIUNTI OMOCINETICI - C.V. JOINTS - JOINTS HOMOCINETIQUES - RADGELENKE - JUNTAS HOMOCINETICAS

Lato ruota / Wheel side

Lato cambio / Gearbox side

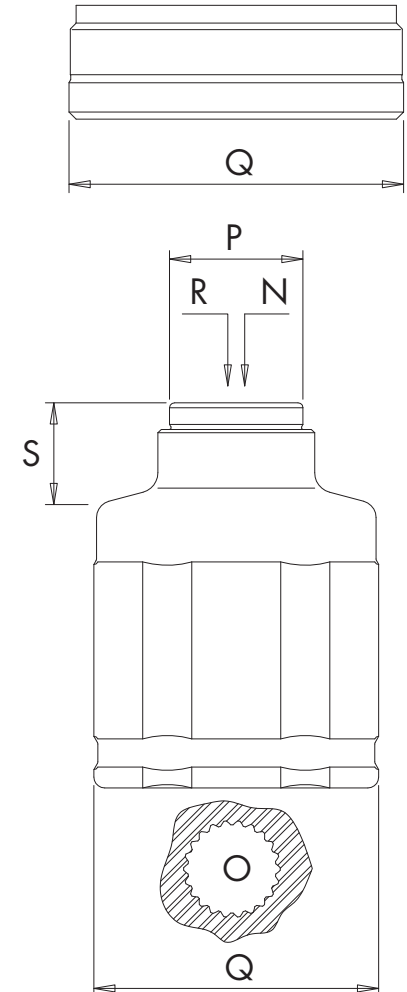

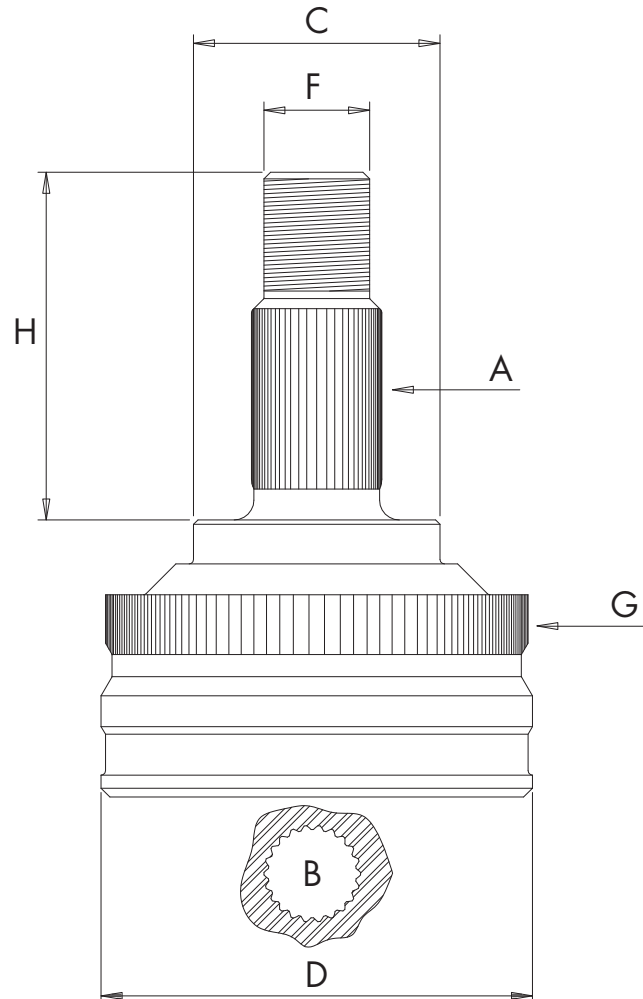


Fig.1

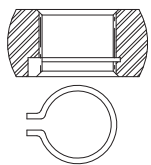


Fig.2

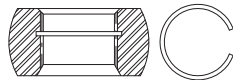


Fig.3

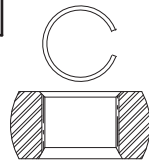


Fig.4

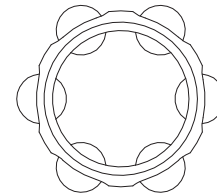
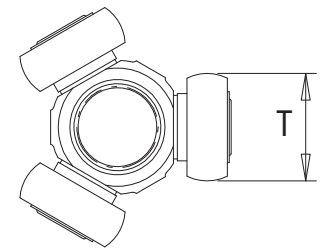


Fig.5



GIUNTI OMOCINETICI - C.V. JOINTS - JOINTS HOMOCINETIQUES - RADGELENKE - JUNTAS HOMOCINETICAS

GIUNTI OMOCINETICI - C.V. JOINTS - JOINTS HOMOCINETIQUES - RADGELENKE - JUNTAS HOMOCINETICAS											
Lato ruota / Wheel side					Lato cambio / Gearbox side						
A	Denti perno	Splined pin teeth	Cannelures fusée	Zähne der nutwelle	Estrías mangueta	N	Denti perno	Splined pin teeth	Cannelures fusée	Zähne der nutwelle	Estrías mangueta
B	Denti nucleo	Inner race teeth	Cannelures noyau	Zähne / innerer nockenring	Estrías interiores	O	Denti nucleo	Inner race teeth	Cannelures noyau	Zähne / innerer nockenring	Estrías interiores
C	Diametro battuta	Seal diameter	Diamètre siège pare-poussière	Dichtungsdurchmesser	Diametro base mangueta	P	Diametro battuta	Seal diameter	Diamètre siège pare-poussière	Dichtungsdurchmesser	Diametro base mangueta
D	Diametro campana	Housing diameter	Diamètre carter	Gehäusedurchmesser	Diametro copa	Q	Diametro campana	Housing diameter	Diamètre carter	Gehäusedurchmesser	Diametro copa
F	Filetto	Thread	Filet	Gewinde	Paso rosca	R	Lunghezza scanalatura perno	Pin spline length	Longueur cannelures fusée	Nutwellenlänge	Longitud estrías mangueta
H	Lunghezza perno	Pin length	Longueur fusée	Zapfenlänge	Longitud mangueta	S	Lunghezza perno	Pin length	Longueur fusée	Zapfenlänge	Longitud mangueta
Fig. 1	Anello Seeger lato anteriore del nucleo	Snap ring in front of the race	Anneau de retenue côté avant du noyau	Seegerring in Vorder Seite des Kerns	Anillo de retención Seeger al lado anterior del núcleo	T	Diametro rullo	Roller diameter	Diamètre galet	Rollendurchmesser	Diametro rodillo
Fig. 2	Anello elastico all'interno del nucleo	Circlip inside the race	Circlip à l'intérieur du noyau	Sicherungsring im Innern des Kerns	Anillo elástico en el interior del núcleo	Fig. 4	Omocinetico	Constant velocity joint	Homocynétique	Konstante geschwindigkeit	Junta homocinética
Fig. 3	Anello elastico lato posteriore del nucleo	Circlip at the base of the race	Circlip au fond du noyau	Sicherungsring in der hinteren Seite des Kerns	Anillo elástico al lado posterior del núcleo	Fig. 5	Tripoidale	Tripod	Tripode	Tripodegelenke	Triceta

ISTRUZIONI - INSTRUCTIONS

Modello (Serie - Trazione)
Model (Serie - Traction)

Dati tecnici - Semiasse sinistro
Technical Data - Left Driveshaft

Produttore
Manufacturer

Alfa Romeo

Dati tecnici - Semiasse destro
Technical Data - Right Driveshaft

Sinistra / Left

Alfa Romeo

Destra / Right

145/146 (Serie 930 - Front)

													kW	da: from:	a: to:	Cambio Gearbox	Telaio Chassis																			
A	B	C	D	F	H	Fig	N	O	P	Q	R	S	T	Fig						A	B	C	D	F	H	Fig	N	O	P	Q	R	S	T	Fig		
25	25	52	90	M24x1.5	85	3	-	24	-	94	-	-	-	4	1.3 ie 8V	66	10.94	12.96	-	-	25	25	52	90	M24x1.5	85	3	-	24	-	94	-	-	-	4	
															1.6 ie 8V	76	10.94	12.96	-	-																
															1.7 ie 8V	95	10.94	12.96	-	-																

Outer Joint		Driveshaft	Inner Joint	
AR1014		AR3041		AR2004
AR1025	abs 44	AR3051	abs 44	AR2004

Note : -

Inner Joint		Driveshaft	Outer Joint	
AR2004		AR3041		AR1014
AR2004		AR3051	abs 44	AR1025
				abs 44

Codice Kit Giunto Lato Ruota
Ref. No. Kit Outer CV Joint

Codice Semiasse Sinistro
Ref. No. Left Driveshaft

Codice Kit Giunto Lato Differenziale
Ref. No. Kit Inner CV Joint

Note Generali
Notes

Codice Semiasse Destro
Ref. No. Right Driveshaft

Codice Kit Giunto Lato Ruota
Ref. No. Kit Outer CV Joint

Codice Giunto Lato Ruota
Ref. No. Outer CV Joint

Codice Semiasse Sinistro
Ref. No. Left Driveshaft

Codice Kit Giunto Lato Differenziale
Ref. No. Kit Inner CV Joint

Codice Semiasse Destro
Ref. No. Right Driveshaft

Codice Kit Giunto Lato Ruota
Ref. No. Kit Outer CV Joint



Sinistra / Left

Alfa Romeo

Destra / Right



145/146 (Serie 930 - Front)

													kW	da: from:	a: to:	Cambio Gearbox	Telaio Chassis																							
A	B	C	D	F	H	Fig	N	O	P	Q	R	S	T	Fig	1.3 ie 8V	66	10.94	12.96	-	-	A	B	C	D	F	H	Fig	N	O	P	Q	R	S	T	Fig					
25	25	52	90	M24x1.5	85	3	-	24	-	94	-	-	-	4	1.6 ie 8V	76	10.94	12.96	-	-	25	25	52	90	M24x1.5	85	3	-	24	-	94	-	-	-	4					
Outer Joint				Driveshaft					Inner Joint				Inner Joint				Driveshaft					Outer Joint																		
AR1014 AR1025 abs 44				AR3041 AR3051 abs 44					AR2004				AR2004				AR3041 AR3051 abs 44					AR1014 AR1025 abs 44																		
Note : -																																								
A	B	C	D	F	H	Fig	N	O	P	Q	R	S	T	Fig	1.4 ie 16V T.S.	76	02.97	10.98	C510	->3161888	A	B	C	D	F	H	Fig	N	O	P	Q	R	S	T	Fig					
25	25	52	90	M24x1.5	85	3	-	25	-	100	-	-	-	4	1.6 ie 16V T.S.	88	02.97	10.98	-	-	25	25	52	90	M24x1.5	85	3	-	25	-	100	-	-	-	4					
Outer Joint				Driveshaft					Inner Joint				Inner Joint				Driveshaft					Outer Joint																		
AR1054 AR1025 abs 44				AR3052 AR3053 abs 44					AR2025				AR2025				AR3052 AR3053 abs 44					AR1054 AR1025 abs 44																		
Note : -																																								
A	B	C	D	F	H	Fig	N	O	P	Q	R	S	T	Fig	1.4 ie 16V T.S.	76	02.97	10.98	C513	3161889->	A	B	C	D	F	H	Fig	N	O	P	Q	R	S	T	Fig					
25	22	52	81	M24x1.5	90	1	-	-	-	-	-	-	-	-																										
Outer Joint				Driveshaft					Inner Joint				Inner Joint				Driveshaft					Outer Joint																		
AR1044 AR1046 abs 44				AR3113 AR3076 abs 44					AR7023				AR7023				AR3114 AR3077 abs 44					AR1044 AR1046 abs 44																		
Note : -																																								
A	B	C	D	F	H	Fig	N	O	P	Q	R	S	T	Fig	1.4 ie 16V T.S.	76	11.98	--	-	-	A	B	C	D	F	H	Fig	N	O	P	Q	R	S	T	Fig					
25	22	51	83	M24x1.5	85	1	-	-	-	-	-	-	-	-																										
Outer Joint				Driveshaft					Inner Joint				Inner Joint				Driveshaft					Outer Joint																		
AR1047				AR3092					AR7023				AR7023				AR3093					AR1047																		
Note : Active Sensor ABS																																								



Sinistra / Left

Alfa Romeo

Destra / Right

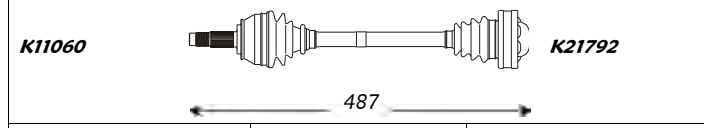


145/146 (Serie 930 - Front)

A	B	C	D	F	H	Fig	N	O	P	Q	R	S	T	Fig
25	25	51	90	M24x1.5	85	1	-	25	-	100	-	-	-	4

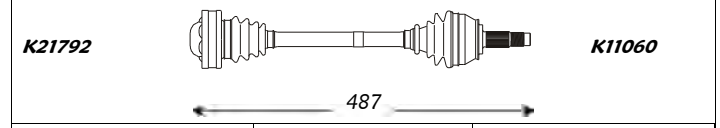
kW	da: from:	a: to:	Cambio Gearbox	Telaio Chassis
88	11.98	--	-	-
103	11.98	--	-	-
66	11.98	--	-	-
110	11.98	--	-	-

A	B	C	D	F	H	Fig	N	O	P	Q	R	S	T	Fig
25	25	51	90	M24x1.5	85	1	-	25	-	100	-	-	-	4



Outer Joint	Driveshaft	Inner Joint
AR1043	AR3063	AR2025

Note : Active Sensor ABS

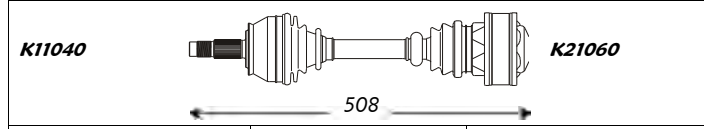


Inner Joint	Driveshaft	Outer Joint
AR2025	AR3063	AR1043

A	B	C	D	F	H	Fig	N	O	P	Q	R	S	T	Fig
25	28	59	98	M24x1.5	84	1	-	-	-	108	-	-	-	5

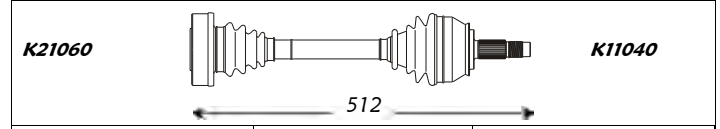
kW	da: from:	a: to:	Cambio Gearbox	Telaio Chassis
77	01.99	--	-	-

A	B	C	D	F	H	Fig	N	O	P	Q	R	S	T	Fig
25	28	59	98	M24x1.5	84	1	-	28	-	108	-	-	-	-



Outer Joint	Driveshaft	Inner Joint
AR1036	AR3090	AR2029

Note : -



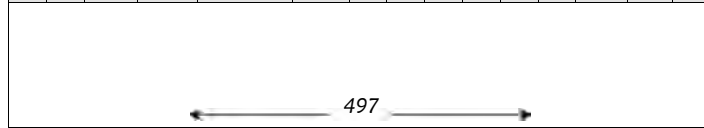
Inner Joint	Driveshaft	Outer Joint
AR2019	AR3091	AR1036

147 (Serie 937 - Front)

A	B	C	D	F	H	Fig	N	O	P	Q	R	S	T	Fig
25	25	51	90	M24x1.5	85	1	-	25	-	100	-	-	-	-

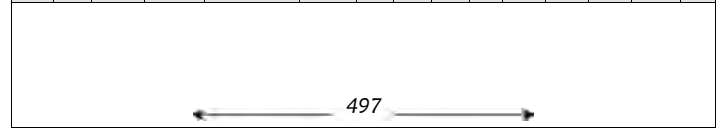
kW	da: from:	a: to:	Cambio Gearbox	Telaio Chassis
76/88	01.01	--	-	-
74	06.03	----	-	-
110	01.01	--	-	-
110	01.01	--	-	-

A	B	C	D	F	H	Fig	N	O	P	Q	R	S	T	Fig
25	25	51	90	M24x1.5	85	1	-	25	-	100	-	-	-	-



Outer Joint	Driveshaft	Inner Joint
AR1043	AR3095	AR2025

Note : Active Sensor ABS

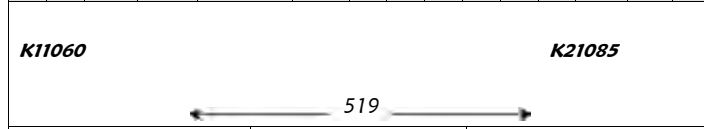


Inner Joint	Driveshaft	Outer Joint
AR2025	AR3096	AR1043

A	B	C	D	F	H	Fig	N	O	P	Q	R	S	T	Fig
25	28	51	98	M24x1.5	-	1	-	-	-	108	-	-	-	-

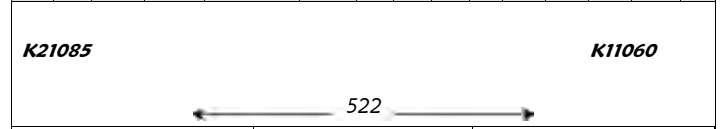
kW	da: from:	a: to:	Cambio Gearbox	Telaio Chassis
85	04.01	--	-	-> 5080089
103	11.02	--	-	-> 3145308

A	B	C	D	F	H	Fig	N	O	P	Q	R	S	T	Fig
25	28	51	98	M24x1.5	-	1	-	28	-	108	-	-	-	4



Outer Joint	Driveshaft	Inner Joint
AR1055	AR3094	AR2029

Note : Active Sensor ABS



Inner Joint	Driveshaft	Outer Joint
AR2019	AR3098	AR1055



Sinistra / Left

Alfa Romeo

Destra / Right




147 (Serie 937 - Front)

A	B	C	D	F	H	Fig	N	O	P	Q	R	S	T	Fig
25	26	51	91	M24x1.5	-	2	25		32	86	-	75	43	5


kW	da: from:	a: to:	Cambio Gearbox	Telaio Chassis
85	04.01	----	-	5080090 ->
88	07.05	----	-	-
103	11.02	----	-	3145309 ->
110	07.05	----	-	-

A	B	C	D	F	H	Fig	N	O	P	Q	R	S	T	Fig
25	26	51	91	M24x1.5	-	2	25		-	86	-	377	43	5



Outer Joint	Driveshaft	Inner Joint
AR1056	AR3117	

Note : Active Sensor ABS



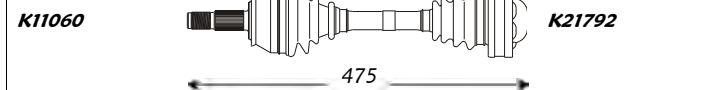
Inner Joint	Driveshaft	Outer Joint
	AR3118	AR1056

155 (Serie 167 - Front)

A	B	C	D	F	H	Fig	N	O	P	Q	R	S	T	Fig
25	25	52	90	M24x1.5	85	3	-	25	-	100	-	-	-	-

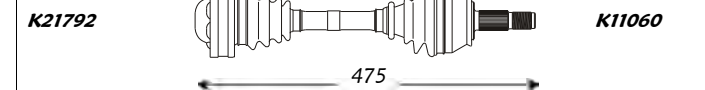
kW	da: from:	a: to:	Cambio Gearbox	Telaio Chassis
88	01.96	--..	-	-->0166649
103	01.96	12.97	-	-
66	01.96	--..	-	-
110	01.96	--..	-	-

A	B	C	D	F	H	Fig	N	O	P	Q	R	S	T	Fig
25	25	52	90	M24x1.5	85	3	-	25	-	100	-	-	-	-



Outer Joint	Driveshaft	Inner Joint
AR1014 AR1026 abs 44	AR3054 AR3055 abs 44	AR2025

Note : -

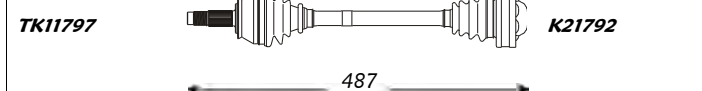


Inner Joint	Driveshaft	Outer Joint
AR2025	AR3054 AR3055 abs 44	AR1014 AR1026 abs 44

A	B	C	D	F	H	Fig	N	O	P	Q	R	S	T	Fig
25	25	52	90	M24x1.5	85	1	-	25	-	100	-	-	-	4

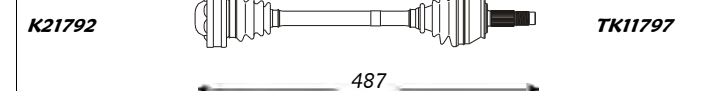
kW	da: from:	a: to:	Cambio Gearbox	Telaio Chassis
88	01.96	--..	-	0166650-->

A	B	C	D	F	H	Fig	N	O	P	Q	R	S	T	Fig
25	25	52	90	M24x1.5	85	1	-	25	-	100	-	-	-	4



Outer Joint	Driveshaft	Inner Joint
AR1052 AR1053 abs 44	AR3115 AR3116 abs 44	AR2025

Note : -

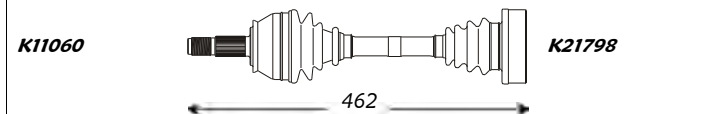


Inner Joint	Driveshaft	Outer Joint
AR2025	AR3115 AR3116 abs 44	AR1052 AR1053 abs 44

A	B	C	D	F	H	Fig	N	O	P	Q	R	S	T	Fig
25	25	52	90	M24x1.5	85	3	-	25	-	100	-	-	-	4

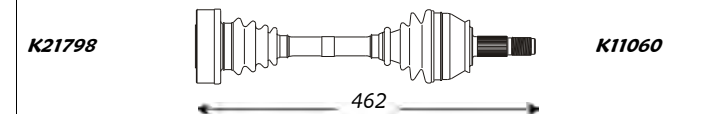
kW	da: from:	a: to:	Cambio Gearbox	Telaio Chassis
85/83	02.92	12.95	-	-
77	01.92	--..	-	-
104/110	01.92	--..	-	-

A	B	C	D	F	H	Fig	N	O	P	Q	R	S	T	Fig
25	25	52	90	M24x1.5	85	3	-	25	-	100	-	-	-	4



Outer Joint	Driveshaft	Inner Joint
AR1014 AR1025 abs 44	AR3039 AR3042 abs 44	AR2018

Note : -



Inner Joint	Driveshaft	Outer Joint
AR2018	AR3039 AR3042 abs 44	AR1014 AR1025 abs 44



Sinistra / Left

Alfa Romeo

Destra / Right



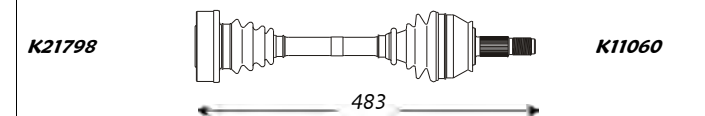
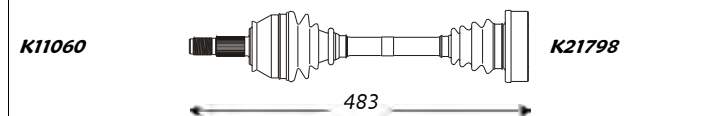
155 (Serie 167 - Front)

<i>kW</i>	<i>da:</i>	<i>a:</i>	<i>Cambio</i>	<i>Telaio</i>
	<i>from:</i>	<i>to:</i>	<i>Gearbox</i>	<i>Chassis</i>

A	B	C	D	F	H	Fig	N	O	P	Q	R	S	T	Fig
25	25	52	90	M24x1.5	85	3	-	25	-	100	-	-	-	4

1.9 TD	66	04.93	12.95	-	-
2.0 16V T.S.	110	01.95	12.95	-	-

A	B	C	D	F	H	Fig	N	O	P	Q	R	S	T	Fig
25	25	52	90	M24x1.5	85	3	-	25	-	100	-	-	-	4



Outer Joint		Driveshaft	Inner Joint	
AR1014		AR3056		AR2018
AR1025	abs 44	AR3057	abs 44	

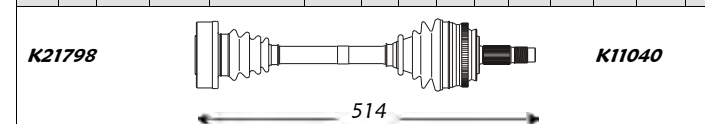
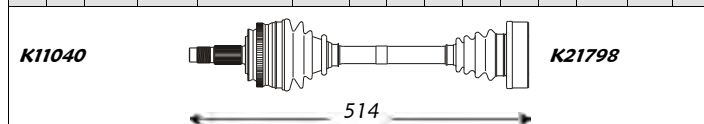
Inner Joint		Driveshaft	Outer Joint	
AR2018		AR3056		AR1014
		AR3057	abs 44	AR1025 abs 44

Note : -

A	B	C	D	F	H	Fig	N	O	P	Q	R	S	T	Fig
25	28	56	98	M24x1.5	84	1	-	25	-	100	-	-	-	4

2.0 T. 16V 4X4	137	01.92	---	-	-
----------------	-----	-------	-----	---	---

A	B	C	D	F	H	Fig	N	O	P	Q	R	S	T	Fig
25	28	56	98	M24x1.5	84	1	-	25	-	100	-	-	-	4



Outer Joint		Driveshaft	Inner Joint	
AR1022	abs 44	AR3046	abs 44	AR2018

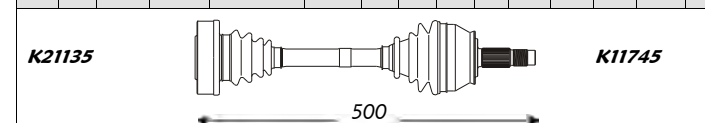
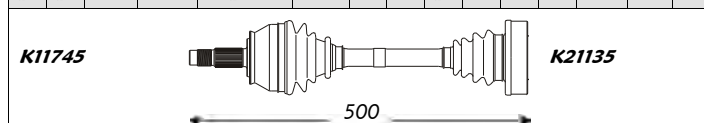
Inner Joint		Driveshaft	Outer Joint	
AR2018		AR3046	abs 44	AR1022 abs 44

Note : -

A	B	C	D	F	H	Fig	N	O	P	Q	R	S	T	Fig
25	28	56	98	M24x1.5	84	1	-	28	-	108	-	-	-	4

2.5 TD	92	01.93	12.97	-	-
--------	----	-------	-------	---	---

A	B	C	D	F	H	Fig	N	O	P	Q	R	S	T	Fig
25	28	56	98	M24x1.5	84	1	-	28	-	108	-	-	-	4



Outer Joint		Driveshaft	Inner Joint	
AR1021		AR3058		AR2019
AR1022	abs 44	AR3059	abs 44	

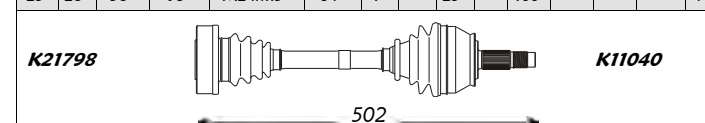
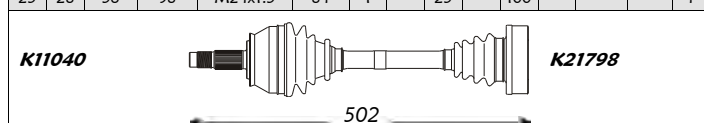
Inner Joint		Driveshaft	Outer Joint	
AR2019		AR3058		AR1021
		AR3059	abs 44	AR1022 abs 44

Note : -

A	B	C	D	F	H	Fig	N	O	P	Q	R	S	T	Fig
25	28	56	98	M24x1.5	84	1	-	25	-	100	-	-	-	4

2.5 V6	120	06.92	09.96	-	-
--------	-----	-------	-------	---	---

A	B	C	D	F	H	Fig	N	O	P	Q	R	S	T	Fig
25	28	56	98	M24x1.5	84	1	-	25	-	100	-	-	-	4



Outer Joint		Driveshaft	Inner Joint	
AR1021		AR3043		AR2018
AR1022	abs 44	AR3044	abs 44	

Inner Joint		Driveshaft	Outer Joint	
AR2018		AR3043		AR1021
		AR3044	abs 44	AR1022 abs 44

Note : -



Sinistra / Left

Alfa Romeo

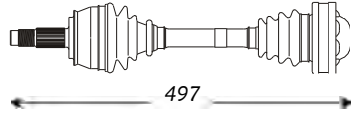
Destra / Right



156 (Serie 932 - Front)

<i>kW</i>	<i>da:</i>	<i>a:</i>	<i>Cambio</i>	<i>Telaio</i>
	<i>from:</i>	<i>to:</i>	<i>Gearbox</i>	<i>Chassis</i>

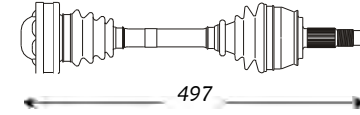
A	B	C	D	F	H	Fig	N	O	P	Q	R	S	T	Fig
25	25	59	89	M24x1.5	84	1	-	25	-	100	-	-	-	4



Outer Joint	Driveshaft	Inner Joint
AR1034	AR3064	AR2025

1.6 16V T.S.	88	09.97	---	-	-
1.8 16V T.S.	103/106	09.97	---	-	-
2.0 16V T.S.	110/114	09.97	---	-	-
2.0 JTS	122	05.02	---	-	-

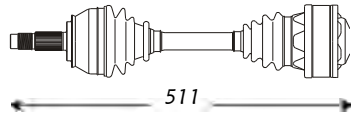
A	B	C	D	F	H	Fig	N	O	P	Q	R	S	T	Fig
25	25	59	89	M24x1.5	84	1	-	25	-	100	-	-	-	4



Inner Joint	Driveshaft	Outer Joint
AR2025	AR3064	AR1034

Note : Active Sensor ABS

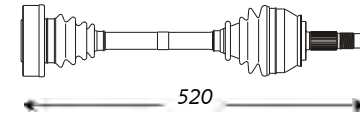
A	B	C	D	F	H	Fig	N	O	P	Q	R	S	T	Fig
25	28	59	98	M24x1.5	84	1	-	-	-	108	-	-	-	5



Outer Joint	Driveshaft	Inner Joint
AR1036	AR3081	AR2029

1.9 JTD	77/81	09.97	05.01	-	-
1.9 JTD	85/103	05.01	----	-	->0525924

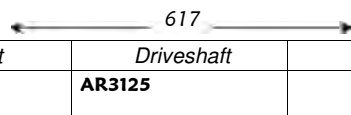
A	B	C	D	F	H	Fig	N	O	P	Q	R	S	T	Fig
25	28	59	98	M24x1.5	84	1	-	28	-	108	-	-	-	4



Inner Joint	Driveshaft	Outer Joint
AR2019	AR3102	AR1036

Note : Active Sensor ABS

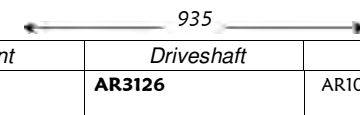
A	B	C	D	F	H	Fig	N	O	P	Q	R	S	T	Fig
25	26	59	91	M24x1.5	84	2	25	-	32	86	-	75	43	5



Outer Joint	Driveshaft	Inner Joint
AR1057	AR3125	

1.9 JTD	85/103	05.01	----	-	0525925->
---------	--------	-------	------	---	-----------

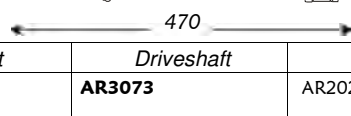
A	B	C	D	F	H	Fig	N	O	P	Q	R	S	T	Fig
25	26	59	91	M24x1.5	84	2	25	-	-	86	-	377	43	5



Inner Joint	Driveshaft	Outer Joint
	AR3126	AR1057

Note : Active Sensor ABS

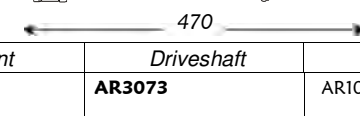
A	B	C	D	F	H	Fig	N	O	P	Q	R	S	T	Fig
25	28	59	98	M24x1.5	84	1	-	-	-	108	-	-	-	5



Outer Joint	Driveshaft	Inner Joint
AR1036	AR3073	AR2029

2.4 JTD	100/103	09.97	12.01	-	-
2.4 JTD	110	03.02	----	-	-

A	B	C	D	F	H	Fig	N	O	P	Q	R	S	T	Fig
25	28	59	98	M24x1.5	84	1	-	-	-	108	-	-	-	5



Inner Joint	Driveshaft	Outer Joint
AR2029	AR3073	AR1036

Note : Active Sensor ABS



Sinistra / Left

Alfa Romeo

Destra / Right




156 (Serie 932 - Front)

<i>kW</i>	<i>da:</i>	<i>a:</i>	<i>Cambio</i>	<i>Telaio</i>
	<i>from:</i>	<i>to:</i>	<i>Gearbox</i>	<i>Chassis</i>

A	B	C	D	F	H	Fig	N	O	P	Q	R	S	T	Fig
25	26	59	91	M24x1.5	84	2	27		35	86	-	76.7	-	5

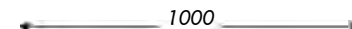
2.4 JTD	129	10.03	----	-	-
---------	-----	-------	------	---	---

A	B	C	D	F	H	Fig	N	O	P	Q	R	S	T	Fig
25	26	59	91	M24x1.5	84	2	27		35	86	-	488	-	-



Outer Joint	Driveshaft	Inner Joint
AR1057	AR3119	

Note : Active Sensor ABS

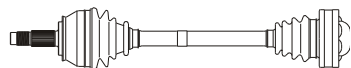


Inner Joint	Driveshaft	Outer Joint
	AR3120	AR1057

A	B	C	D	F	H	Fig	N	O	P	Q	R	S	T	Fig
25	28	59	98	M24x1.5	84	1	-	25	-	100	-	-	-	4

2.5 V6 24V	140	09.97	10.00	-	->0105287
------------	-----	-------	-------	---	-----------

A	B	C	D	F	H	Fig	N	O	P	Q	R	S	T	Fig
25	28	59	98	M24x1.5	84	1	-		-	-	-	-	-	4



Outer Joint	Driveshaft	Inner Joint
AR1036	AR3066	AR2025

Note : Active Sensor ABS

Inner Joint	Driveshaft	Outer Joint
	AR3103	AR1036

A	B	C	D	F	H	Fig	N	O	P	Q	R	S	T	Fig
25	28	59	98	M24x1.5	84	1	-		-	-	-	-	-	-

2.5 V6 24V	141	10.00	--	-	0105288->
------------	-----	-------	----	---	-----------

A	B	C	D	F	H	Fig	N	O	P	Q	R	S	T	Fig
25	28	59	98	M24x1.5	84	1	-		-	-	-	-	-	-



Outer Joint	Driveshaft	Inner Joint
AR1036	AR3104	

Note : Active Sensor ABS

Inner Joint	Driveshaft	Outer Joint
	AR3105	AR1036

A	B	C	D	F	H	Fig	N	O	P	Q	R	S	T	Fig
25	28	59	98	M24x1.5	84	1	-		-	-	-	-	-	-

2.5 V6 24V Aut.	140	09.97	--	-	-
-----------------	-----	-------	----	---	---

A	B	C	D	F	H	Fig	N	O	P	Q	R	S	T	Fig
25	28	59	98	M24x1.5	84	1	-		-	-	-	-	-	-



Outer Joint	Driveshaft	Inner Joint
AR1036	AR3106	

Note : Active Sensor ABS

Inner Joint	Driveshaft	Outer Joint
	AR3105	AR1036





Sinistra / Left

Alfa Romeo

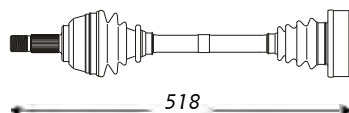
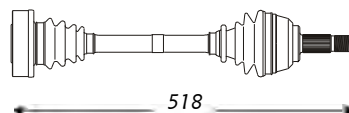
Destra / Right

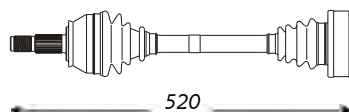
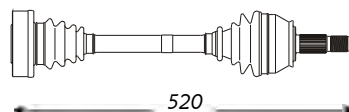


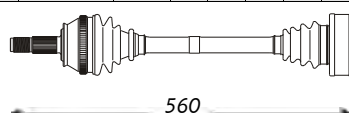
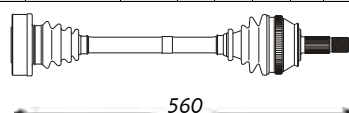
159 (Front)

													kW	da:	a:	Cambio	Telaio																		
													from:	to:	Gearbox	Chassis																			
A	B	C	D	F	H	Fig	N	O	P	Q	R	S	T	Fig						A	B	C	D	F	H	Fig	N	O	P	Q	R	S	T	Fig	
30	26	61	94	M24x1.5	-	2	25		35	-	-	57.5	-	-	1.9 JTD 16v	100/110	09.05	----	-	-	30	26	61	94	M24x1.5	-	2	25		35	-	-	439	-	-
															1.9 JTD 8v	88	09.05	----	-	-															
															2.2 JTS	136	09.05	----	-	-															
																																			
Outer Joint				Driveshaft					Inner Joint				Inner Joint				Driveshaft					Outer Joint													
AR1059				AR3127													AR3128					AR1059													
Note : -																																			

164 (Serie 164 - Front)

													kW	da:	a:	Cambio	Telaio																		
													from:	to:	Gearbox	Chassis																			
A	B	C	D	F	H	Fig	N	O	P	Q	R	S	T	Fig						A	B	C	D	F	H	Fig	N	O	P	Q	R	S	T	Fig	
25	25	54	90	M24x1.5	78	3	-	25	-	100	-	-	-	4	2.0 ie T.S.	105/109	07.87	09.92	-	->T6104158	25	25	54	90	M24x1.5	78	3	-	25	-	100	-	-	-	4
															2.0 ie Turbo	128	07.87	09.98	-	->T6104158															
																																			
Outer Joint				Driveshaft					Inner Joint				Inner Joint				Driveshaft					Outer Joint													
AR1027 AR1015 abs 90				AR3032 AR3033 abs 90					AR2018				AR2018				AR3032 AR3033 abs 90					AR1027 AR1015 abs 90													
Note : -																																			

A	B	C	D	F	H	Fig	N	O	P	Q	R	S	T	Fig						A	B	C	D	F	H	Fig	N	O	P	Q	R	S	T	Fig	
25	25	52	90	M24x1.5	85	3	-	25	-	100	-	-	-	4	2.0 ie T.S.	105/109	07.87	09.92	-	T6104159->	25	25	52	90	M24x1.5	85	3	-	25	-	100	-	-	-	4
															2.0 ie Turbo	128	07.87	09.98	-	T6104159->															
																																			
Outer Joint				Driveshaft					Inner Joint				Inner Joint				Driveshaft					Outer Joint													
AR1014 AR1049 abs 90				AR3047 AR3048 abs 90					AR2018				AR2018				AR3047 AR3048 abs 90					AR1014 AR1049 abs 90													
Note : -																																			

A	B	C	D	F	H	Fig	N	O	P	Q	R	S	T	Fig						A	B	C	D	F	H	Fig	N	O	P	Q	R	S	T	Fig	
25	25	52	90	M24x1.5	84	3	-	25	-	100	-	-	-	4	2.0 ie T.S.	106	09.92	09.98	-	-	25	25	52	90	M24x1.5	84	3	-	25	-	100	-	-	-	4
																																			
Outer Joint				Driveshaft					Inner Joint				Inner Joint				Driveshaft					Outer Joint													
AR1026 abs 44				AR3060 abs 44					AR2018				AR2018				AR3060 abs 44					AR1026 abs 44													
Note : -																																			



Sinistra / Left

Alfa Romeo

Destra / Right



164 (Serie 164 - Front)

														<i>kW</i>	<i>da:</i>	<i>a:</i>	<i>Cambio</i>	<i>Telaio</i>																		
														<i>from:</i>	<i>to:</i>	<i>Gearbox</i>	<i>Chassis</i>																			
A	B	C	D	F	H	Fig	N	O	P	Q	R	S	T	Fig																						
27	28	56	98	M24x1.5	84	1	-	28	-	108	-	-	-	4	2.0 V6 Turbo	150	03.91	09.98	-	-	A	B	C	D	F	H	Fig	N	O	P	Q	R	S	T	Fig	
														2.5 TD	84	07.87	09.98	-	-	27	28	56	98	M24x1.5	84	1	-	28	-	108	-	-	-	-	4	
														2.5 TD	84	07.87	09.98	-	-																	
														3.0 V6	135/141	10.92	09.98	-	-																	
														3.0 V6 4X4	169/171	09.93	09.98	-	-																	
														<i>Note</i> : -																						
A	B	C	D	F	H	Fig	N	O	P	Q	R	S	T	Fig	2.5 TD	84	07.87	12.89	-	->T6103325	A	B	C	D	F	H	Fig	N	O	P	Q	R	S	T	Fig	
27	28	70	98	M24x1.5	78	1	-	28	-	108	-	-	-	4	3.0 V6	135/141	07.87	12.89	-	->T6103325	27	28	70	98	M24x1.5	78	1	-	28	-	108	-	-	-	-	4
														<i>Note</i> : -																						
A	B	C	D	F	H	Fig	N	O	P	Q	R	S	T	Fig	2.5 TD	84	07.87	09.98	-	-	A	B	C	D	F	H	Fig	N	O	P	Q	R	S	T	Fig	
27	28	56	98	M24x1.5	78	1	-	28	-	108	-	-	-	4	2.5 TD	84	07.87	09.98	-	-	27	28	56	98	M24x1.5	78	1	-	28	-	108	-	-	-	-	4
														3.0 V6	135/141	07.87	09.98	-	-																	
														<i>Note</i> : -																						
A	B	C	D	F	H	Fig	N	O	P	Q	R	S	T	Fig	2.5 TD	92	01.90	09.92	-	T6103326->	A	B	C	D	F	H	Fig	N	O	P	Q	R	S	T	Fig	
27	28	56	98	M24x1.5	79	1	-	28	-	108	-	-	-	4	3.0 V6	135/141	01.90	09.92	-	T6103326->	27	28	56	98	M24x1.5	79	1	-	28	-	108	-	-	-	-	4
														<i>Note</i> : -																						



Sinistra / Left

Alfa Romeo

Destra / Right

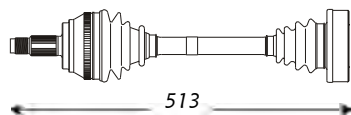


164 (Serie 164 - Front)

A	B	C	D	F	H	Fig	N	O	P	Q	R	S	T	Fig
27	28	70	98	M24x1.5	78	1	-	28	-	108	-	-	-	4

2.5 TD kW 84 da: 10.92 a: 09.98 Cambio - Telaio -
 from: to: Gearbox Chassis

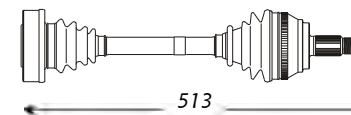
A	B	C	D	F	H	Fig	N	O	P	Q	R	S	T	Fig
27	28	70	98	M24x1.5	78	1	-	28	-	108	-	-	-	4



513

Outer Joint	Driveshaft	Inner Joint
AR1017 abs 90	AR3085 abs 90	AR2019

Note: -



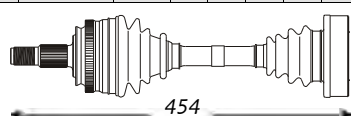
513

Inner Joint	Driveshaft	Outer Joint
AR2019	AR3085 abs 90	AR1017 abs 90

A	B	C	D	F	H	Fig	N	O	P	Q	R	S	T	Fig
27	28	56	98	M24x1.5	84	1	-	28	-	108	-	-	-	4

2.5 TD Aut. kW 84 da: 09.92 a: 09.98 Cambio - Telaio -
 3.0 V6 Aut. kW 132 da: 09.92 a: 09.98 Cambio - Telaio -

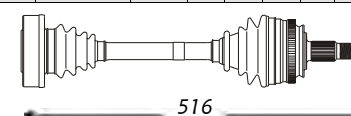
A	B	C	D	F	H	Fig	N	O	P	Q	R	S	T	Fig
27	28	56	98	M24x1.5	84	1	-	28	-	108	-	-	-	4



454

Outer Joint	Driveshaft	Inner Joint
AR1023 abs 44	AR3071 abs 44	AR2019

Note: -



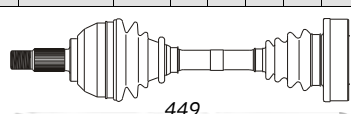
516

Inner Joint	Driveshaft	Outer Joint
AR2019	AR3050 abs 44	AR1023 abs 44

A	B	C	D	F	H	Fig	N	O	P	Q	R	S	T	Fig
27	28	56	98	M24x1.5	78	1	-	28	-	108	-	-	-	4

3.0 V6 Aut. kW 136/141 da: 03.89 a: 08.92 Cambio - Telaio -

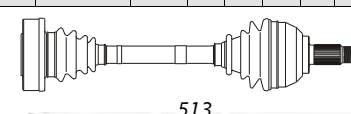
A	B	C	D	F	H	Fig	N	O	P	Q	R	S	T	Fig
27	28	56	98	M24x1.5	78	1	-	28	-	108	-	-	-	4



449

Outer Joint	Driveshaft	Inner Joint
AR1016 AR1017 abs 90	AR3067 AR3069 abs 90	AR2019

Note: -



513

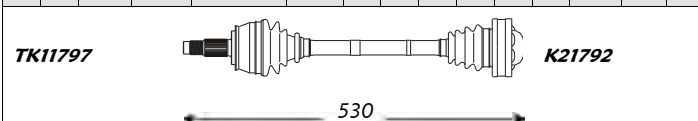
Inner Joint	Driveshaft	Outer Joint
AR2019	AR3034 AR3085 abs 90	AR1016 AR1017 abs 90

166 (Serie 936 - Front)

A	B	C	D	F	H	Fig	N	O	P	Q	R	S	T	Fig
27	25	59	90	M24x1.5	84	1	-	25	-	100	-	-	-	-

2.0 16V T.S. kW 110/114 da: 10.98 a: --- Cambio - Telaio -

A	B	C	D	F	H	Fig	N	O	P	Q	R	S	T	Fig
27	25	59	90	M24x1.5	84	1	-	25	-	100	-	-	-	-



Outer Joint	Driveshaft	Inner Joint
AR1042	AR3109	AR2025

Note: Active Sensor ABS



Inner Joint	Driveshaft	Outer Joint
AR2025	AR3109	AR1042



Sinistra / Left

Alfa Romeo

Destra / Right



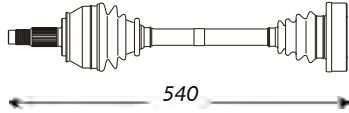
166 (Serie 936 - Front)

A	B	C	D	F	H	Fig	N	O	P	Q	R	S	T	Fig
27	28	59	98	M24x1.5	84	1	-	28	-	108	-	-	-	-

	kW	da: from:	a: to:	Cambio Gearbox	Telaio Chassis
2.0 V6 Turbo	151	09.98	--	-	-
2.5 V6 24V	140	10.98	--	-	-
2.5 V6 24V Aut.	140	10.98	--	-	-
3.0 V6 24V	166	10.98	--	-	-
3.0 V6 24V Aut.	166	10.98	--	-	-

A	B	C	D	F	H	Fig	N	O	P	Q	R	S	T	Fig
27	28	59	98	M24x1.5	84	1	-	28	-	108	-	-	-	-

K11070



540

Outer Joint

Driveshaft

Inner Joint

AR1041

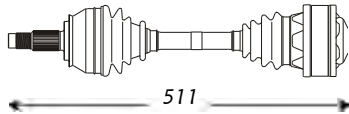
AR3079

AR2019

Note : Active Sensor ABS

A	B	C	D	F	H	Fig	N	O	P	Q	R	S	T	Fig
27	28	59	98	M24x1.5	84	1	-	-	-	108	-	-	-	-

K11070



511

Outer Joint

Driveshaft

Inner Joint

AR1041

AR3080

AR2029

Note : Active Sensor ABS

A	B	C	D	F	H	Fig	N	O	P	Q	R	S	T	Fig
27	26	59	91	M24x1.5	83	2	27	-	35	86	-	77	-	5

607

Outer Joint

Driveshaft

Inner Joint

AR1058

AR3121

Note : Active Sensor ABS

A	B	C	D	F	H	Fig	N	O	P	Q	R	S	T	Fig
27	26	59	91	M24x1.5	83	2	26	-	31	86	-	68	-	5

578

Outer Joint

Driveshaft

Inner Joint

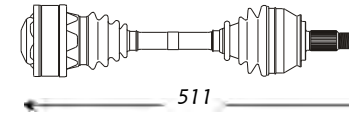
AR1058

AR3123

Note : Active Sensor ABS

A	B	C	D	F	H	Fig	N	O	P	Q	R	S	T	Fig
27	28	59	98	M24x1.5	84	1	-	-	-	108	-	-	-	-

K21135



511

Inner Joint

Driveshaft

Outer Joint

AR2029

AR3080

AR1041

K11070

Note : Active Sensor ABS

A	B	C	D	F	H	Fig	N	O	P	Q	R	S	T	Fig
27	26	59	91	M24x1.5	83	2	27	-	35	86	-	428	-	5

982

Inner Joint

Driveshaft

Outer Joint

AR3122

AR1058

Note : Active Sensor ABS

A	B	C	D	F	H	Fig	N	O	P	Q	R	S	T	Fig
27	26	59	91	M24x1.5	83	2	26	-	31	86	-	420	-	5

971

Inner Joint

Driveshaft

Outer Joint

AR3124

AR1058

Note : Active Sensor ABS



Sinistra / Left

Alfa Romeo

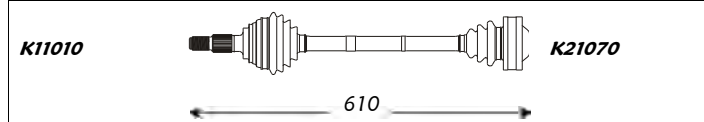
Destra / Right



33 (Serie 907A/B - Front)

<i>kW</i>	<i>da:</i>	<i>a:</i>	<i>Cambio</i>	<i>Telaio</i>
	<i>from:</i>	<i>to:</i>	<i>Gearbox</i>	<i>Chassis</i>

A	B	C	D	F	H	Fig	N	O	P	Q	R	S	T	Fig
28	24	55	90	M24x1	96	1	-	24	-	94	-	-	-	4

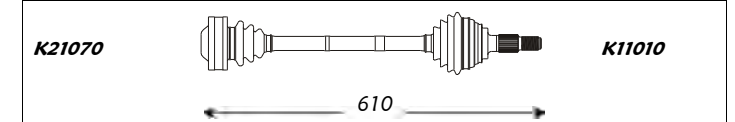


Outer Joint	Driveshaft	Inner Joint
AR1004	AR3004	AR2004

1.3	63	06.83	04.88	-	->5261499
1.5	71/72	06.83	07.86	-	->5261499
1.5	66	11.83	07.86	-	->5261499
1.5 4X4	66	11.83	07.86	-	->5261499
1.8 TD	54	10.86	12.89	-	-

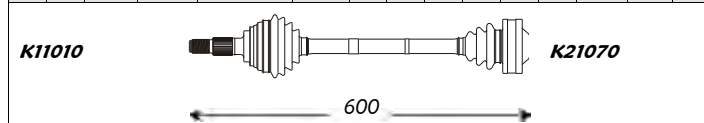
Note : -

A	B	C	D	F	H	Fig	N	O	P	Q	R	S	T	Fig
28	24	55	90	M24x1	96	1	-	24	-	94	-	-	-	4



Inner Joint	Driveshaft	Outer Joint
AR2004	AR3004	AR1004

A	B	C	D	F	H	Fig	N	O	P	Q	R	S	T	Fig
28	24	55	90	M24x1	96	1	-	24	-	94	-	-	-	4

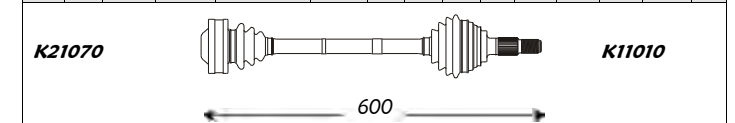


Outer Joint	Driveshaft	Inner Joint
AR1004	AR3021	AR2004

1.3	55/63	04.88	12.89	-	5261500->
1.5	66/77	07.86	12.89	-	5261500->
1.5 4X4	66	07.86	12.89	-	5261500->
1.7	77/87	10.86	12.89	-	5261500->
1.7 ie 4X4	79	10.86	12.89	-	5261500->

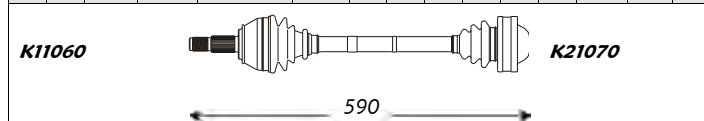
Note : -

A	B	C	D	F	H	Fig	N	O	P	Q	R	S	T	Fig
28	24	55	90	M24x1	96	1	-	24	-	94	-	-	-	4



Inner Joint	Driveshaft	Outer Joint
AR2004	AR3021	AR1004

A	B	C	D	F	H	Fig	N	O	P	Q	R	S	T	Fig
25	25	52	90	M24x1.5	85	3	-	24	-	94	-	-	-	4

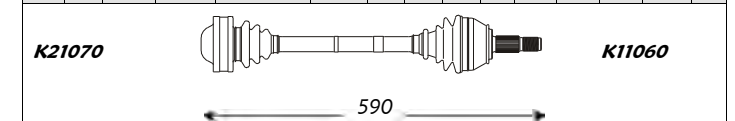


Outer Joint	Driveshaft	Inner Joint
AR1019 AR1018 abs 44	AR3040 AR3036 abs 44	AR2004

1.3	58	01.90	11.91	-	-
1.4 ie	65/66	06.91	11.91	-	-
1.5	71/74	01.90	11.91	-	-
1.7 ie	79	01.90	11.91	-	-
1.7 ie 16V	101	01.90	11.91	-	-
1.7 ie 16V QV4	101	01.90	11.91	-	-
1.7 ie 4X4	101	01.90	11.91	-	-
1.8 TD	62	01.90	11.91	-	-

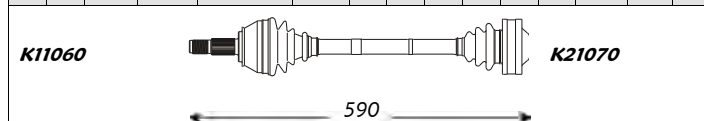
Note : -

A	B	C	D	F	H	Fig	N	O	P	Q	R	S	T	Fig
25	25	52	90	M24x1.5	85	3	-	24	-	94	-	-	-	4



Inner Joint	Driveshaft	Outer Joint
AR2004	AR3040 AR3036 abs 44	AR1019 AR1018 abs 44

A	B	C	D	F	H	Fig	N	O	P	Q	R	S	T	Fig
25	24	52	90	M24x1.5	85	1	-	24	-	94	-	-	-	4

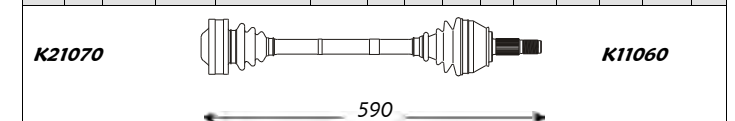


Outer Joint	Driveshaft	Inner Joint
AR1051 AR1050 abs 44	AR3112 AR3111 abs 44	AR2004

1.3	58	12.91	--	-	-
1.4 ie	65/66	12.91	09.94	-	-
1.5	71/74	12.91	--	-	-
1.7 ie	79/101	12.91	--	-	-
1.7 ie 4X4	101	12.91	09.94	-	-
1.8 TD	62	12.91	--	-	-

Note : -

A	B	C	D	F	H	Fig	N	O	P	Q	R	S	T	Fig
25	24	52	90	M24x1.5	85	1	-	24	-	94	-	-	-	4



Inner Joint	Driveshaft	Outer Joint
AR2004	AR3112 AR3111 abs 44	AR1051 AR1050 abs 44



Sinistra / Left

Alfa Romeo

Destra / Right



33 (Serie 907A/B - Front)

A	B	C	D	F	H	Fig	N	O	P	Q	R	S	T	Fig	kW	da: from:	a: to:	Cambio Gearbox	Telaio Chassis	A	B	C	D	F	H	Fig	N	O	P	Q	R	S	T	Fig
25	24	52	90	M24x1.5	85	1	-	24	-	94	-	-	-	4	101	12.91	09.94	-	-	25	24	52	90	M24x1.5	85	1	-	24	-	94	-	-	-	4
Outer Joint					Driveshaft					Inner Joint					Inner Joint					Driveshaft					Outer Joint									
AR1050 abs 44					AR3111 abs 44					AR2004					AR2004					AR3111 abs 44					AR1050 abs 44									
Note : -																																		

75 (Serie 162B - Rear)

A	B	C	D	F	H	Fig	N	O	P	Q	R	S	T	Fig	kW	da: from:	a: to:	Cambio Gearbox	Telaio Chassis	A	B	C	D	F	H	Fig	N	O	P	Q	R	S	T	Fig
-	24	-	94	-	-	-	-	24	-	94	-	-	-	4	76/81	05.85	--	-	-	-	24	-	94	-	-	-	-	24	-	94	-	-	-	4
Outer Joint					Driveshaft					Inner Joint					Inner Joint					Driveshaft					Outer Joint									
AR2004					AR3012					AR2004					AR2004					AR3012					AR2004									
Note : -																																		
-	28	-	108	-	-	-	-	28	-	108	-	-	-	4	110/114	02.86	01.90	-	-	-	28	-	108	-	-	-	28	-	108	-	-	-	4	
Outer Joint					Driveshaft					Inner Joint					Inner Joint					Driveshaft					Outer Joint									
AR2008					AR3013					AR2008					AR2008					AR3013					AR2008									
Note : -																																		



Sinistra / Left

Alfa Romeo

Destra / Right



90 (Serie 162 - Rear)

A	B	C	D	F	H	Fig	N	O	P	Q	R	S	T	Fig	kW	da: from:	a: to:	Cambio Gearbox	Telaio Chassis	A	B	C	D	F	H	Fig	N	O	P	Q	R	S	T	Fig
-	24	-	94	-	-	-	-	24	-	94	-	-	-	4	1.8	85/89	10.84	07.87	-	-	-	24	-	-	-	-	24	-	94	-	-	-	4	
Outer Joint			Driveshaft						Inner Joint						Outer Joint			Inner Joint						Outer Joint										
AR2004			AR3012						AR2004						AR2004			AR3012						AR2004										
Note : -																																		

A	B	C	D	F	H	Fig	N	O	P	Q	R	S	T	Fig	kW	da: from:	a: to:	Cambio Gearbox	Telaio Chassis	A	B	C	D	F	H	Fig	N	O	P	Q	R	S	T	Fig
-	28	-	108	-	-	-	-	28	-	108	-	-	-	4	2.4 TD	81	10.84	07.87	-	-	-	28	-	-	-	-	28	-	108	-	-	-	4	
Outer Joint			Driveshaft						Inner Joint						Outer Joint			Inner Joint						Outer Joint										
AR2008			AR3013						AR2008						AR2008			AR3013						AR2008										
Note : -																																		

Alfa 6 (Serie 119 - Rear)

A	B	C	D	F	H	Fig	N	O	P	Q	R	S	T	Fig	kW	da: from:	a: to:	Cambio Gearbox	Telaio Chassis	A	B	C	D	F	H	Fig	N	O	P	Q	R	S	T	Fig
-	28	-	108	-	-	-	-	28	-	108	-	-	-	4	2.0	99	01.83	12.87	-	-	-	28	-	-	-	-	28	-	108	-	-	-	4	
Outer Joint			Driveshaft						Inner Joint						Outer Joint			Inner Joint						Outer Joint										
AR2008			AR3013						AR2008						AR2008			AR3013						AR2008										
Note : -																																		



Sinistra / Left

Alfa Romeo

Destra / Right




Alfasud (Serie 901 - Front)

A	B	C	D	F	H	Fig	N	O	P	Q	R	S	T	Fig
23	22	55	81	M8x1.25	65	1	-	24	-	94	-	-	-	4

kW	da: from:	a: to:	Cambio Gearbox	Telaio Chassis
1.2	46	01.72 12.78	-	-
1.3	50/55	01.72 12.78	-	-
1.5	61	01.72 12.78	-	-

A	B	C	D	F	H	Fig	N	O	P	Q	R	S	T	Fig
23	22	55	81	M8x1.25	65	1	-	24	-	94	-	-	-	4

K11000  **K21000**

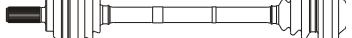
575

Outer Joint Driveshaft Inner Joint

AR1007 **AR3007** AR2004

Note: -

A	B	C	D	F	H	Fig	N	O	P	Q	R	S	T	Fig
23	22	55	81	M10x1.25	65	1	-	24	-	94	-	-	-	4

K11000  **K21000**


568

Outer Joint Driveshaft Inner Joint

AR1008 **AR3008** AR2004

Note: -

A	B	C	D	F	H	Fig	N	O	P	Q	R	S	T	Fig
23	24	55	90	M12x1.25	65	1	-	24	-	94	-	-	-	4

K11000  **K21000**

567


Outer Joint Driveshaft Inner Joint

AR1013 **AR3023** AR2004

Note: -

kW	da: from:	a: to:	Cambio Gearbox	Telaio Chassis
1.2 Nuova	44	01.79 09.84	-	-
1.2 T1	50	11.73 09.84	-	-
1.3	51	01.79 05.84	-	-
1.5	70	01.79 12.84	-	-

A	B	C	D	F	H	Fig	N	O	P	Q	R	S	T	Fig
23	24	55	90	M12x1.25	65	1	-	24	-	94	-	-	-	4

K21000  **K11000**

568

Inner Joint Driveshaft Outer Joint

AR2004 **AR3008** AR1008

Alfasud Sprint (Serie 902.A - Front)

A	B	C	D	F	H	Fig	N	O	P	Q	R	S	T	Fig
23	24	55	90	M12x1.25	65	1	-	24	-	94	-	-	-	4

kW	da: from:	a: to:	Cambio Gearbox	Telaio Chassis
1.3	55	07.79 12.89	-	-
1.5	61/64	07.79 12.89	-	-
1.7	84/87	07.79 12.89	-	-

A	B	C	D	F	H	Fig	N	O	P	Q	R	S	T	Fig
23	24	55	90	M12x1.25	65	1	-	24	-	94	-	-	-	4

K11000  **K21000**

567

Outer Joint Driveshaft Inner Joint

AR1013 **AR3023** AR2004

Note: -

K21000  **K11000**

567

Inner Joint Driveshaft Outer Joint

AR2004 **AR3023** AR1013



Sinistra / Left

Alfa Romeo

Destra / Right



Alfetta (Serie 116 - Rear)

													<i>kW</i>	<i>da:</i>	<i>a:</i>	<i>Cambio</i>	<i>Telaio</i>																		
													<i>from:</i>	<i>to:</i>	<i>Gearbox</i>	<i>Chassis</i>																			
A	B	C	D	F	H	Fig	N	O	P	Q	R	S	T	Fig						A	B	C	D	F	H	Fig	N	O	P	Q	R	S	T	Fig	
-	24	-	94	-	-	-	-	24	-	94	-	-	-	4	1.6	79	01.75	12.84	-	-	-	24	-	94	-	-	-	-	24	-	94	-	-	-	4
Outer Joint				Driveshaft					Inner Joint				Inner Joint				Driveshaft					Outer Joint													
AR2004				AR3009					AR2004				AR2004				AR3009					AR2004													
Note : -																	Note : -																		
-	24	-	94	-	-	-	-	24	-	94	-	-	-	4	1.8	85/90	10.79	12.84	-	-															
-	24	-	94	-	-	-	-	24	-	94	-	-	-	4	2.0	89	03.77	02.86	-	-															
Outer Joint				Driveshaft					Inner Joint				Inner Joint				Driveshaft					Outer Joint													
AR2004				AR3009					AR2004				AR2004				AR3009					AR2004													
Note : -																	Note : -																		
-	24	-	94	-	-	-	-	24	-	94	-	-	-	4	2.0 Americana	96	01.78	01.84	-	-															
-	24	-	94	-	-	-	-	24	-	94	-	-	-	4	2.0 TD	60	10.79	03.83	-	-															
-	24	-	94	-	-	-	-	24	-	94	-	-	-	4	2.4 TD	70	03.83	12.84	-	-															
-	24	-	94	-	-	-	-	24	-	94	-	-	-	4	Nuova GTV 2.0	94/96	01.78	05.86	-	-															
Outer Joint				Driveshaft					Inner Joint				Inner Joint				Driveshaft					Outer Joint													
AR2004				AR3012					AR2004				AR2004				AR3012					AR2004													
Note : -																	Note : -																		
-	28	-	108	-	-	-	-	28	-	108	-	-	-	4	2.5 V6 GTV	116	05.80	01.84	-	-															
-	28	-	108	-	-	-	-	28	-	108	-	-	-	4																					
Outer Joint				Driveshaft					Inner Joint				Inner Joint				Driveshaft					Outer Joint													
AR2008				AR3011					AR2008				AR2008				AR3011					AR2008													
Note : -																	Note : -																		
-	28	-	108	-	-	-	-	28	-	108	-	-	-	4	6 2.5	116	01.80	12.87	-	-															
-	28	-	108	-	-	-	-	28	-	108	-	-	-	4																					
Outer Joint				Driveshaft					Inner Joint				Inner Joint				Driveshaft					Outer Joint													
AR2008				AR3013					AR2008				AR2008				AR3013					AR2008													
Note : -																	Note : -																		



Sinistra / Left

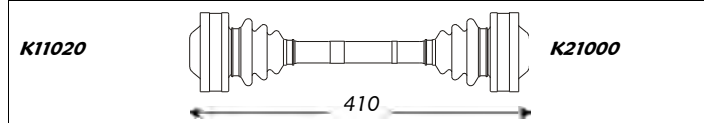
Alfa Romeo

Destra / Right



Alfetta GT (Serie 116 - Rear)

A	B	C	D	F	H	Fig	N	O	P	Q	R	S	T	Fig
-	24	-	94	-	-	-	-	24	-	94	-	-	-	4



Outer Joint	Driveshaft	Inner Joint
AR2004	AR3009	AR2004

kW	da:	a:	Cambio	Telaio
	from:	to:	Gearbox	Chassis
1.6	79	01.76	09.82	-
1.8	85/89	01.74	12.76	-
2.0	89/96	06.77	12.84	-

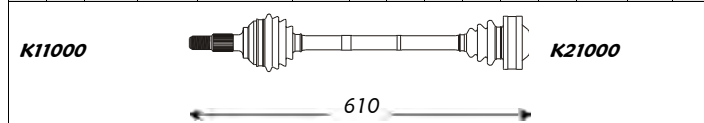


Inner Joint	Driveshaft	Outer Joint
AR2004	AR3009	AR2004

Note : -

Arna (Serie 920 - Front)

A	B	C	D	F	H	Fig	N	O	P	Q	R	S	T	Fig
28	22	55	81	M24x1	96	1	-	24	-	94	-	-	-	-



Outer Joint	Driveshaft	Inner Joint
AR1003	AR3001	AR2004

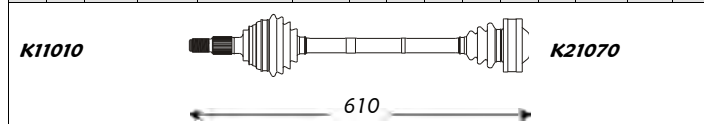
kW	da:	a:	Cambio	Telaio
	from:	to:	Gearbox	Chassis
1.2	44/46/50	03.83	12.86	-
1.3	63	06.83	12.86	-



Inner Joint	Driveshaft	Outer Joint
AR2004	AR3001	AR1003


Note : -

A	B	C	D	F	H	Fig	N	O	P	Q	R	S	T	Fig
28	24	55	90	M24x1	96	1	-	24	-	94	-	-	-	4



Outer Joint	Driveshaft	Inner Joint
AR1004	AR3004	AR2004

kW	da:	a:	Cambio	Telaio
	from:	to:	Gearbox	Chassis
1.3 TI	63	03.83	12.86	-
1.5	70	01.85	12.86	-



Inner Joint	Driveshaft	Outer Joint
AR2004	AR3004	AR1004

Note : -



Sinistra / Left

Alfa Romeo

Destra / Right



Brera (Front)

														kW	da:	a:	Cambio	Telaio																	
														from:	to:	Gearbox	Chassis																		
A	B	C	D	F	H	Fig	N	O	P	Q	R	S	T	Fig						A	B	C	D	F	H	Fig	N	O	P	Q	R	S	T	Fig	
30	26	61	94	M24x1.5	-	2	25		35	-	-	57.5	-	-	2.2 JTS	136	01.06	----	-	-	30	26	61	94	M24x1.5	-	2	25		35	-	-	439	-	-
Outer Joint				Driveshaft				Inner Joint						Inner Joint				Driveshaft				Outer Joint													
AR1059				AR3127														AR3128				AR1059													
														Note : -																					

Giulietta (Serie 116 - Rear)

														kW	da:	a:	Cambio	Telaio																
														from:	to:	Gearbox	Chassis																	
A	B	C	D	F	H	Fig	N	O	P	Q	R	S	T	Fig						A	B	C	D	F	H	Fig	N	O	P	Q	R	S	T	Fig
-	24	-	94	-	-	-	-	24	-	94	-	-	-	4	1.3	66	10.77	06.83	-	-	-	24	-	94	-	-	-	24	-	94	-	-	-	4
Outer Joint				Driveshaft				Inner Joint						Inner Joint				Driveshaft				Outer Joint												
AR2004				AR3012				AR2004						AR2004				AR3012				AR2004												
														Note : -																				

GT (Front)

														kW	da:	a:	Cambio	Telaio																
														from:	to:	Gearbox	Chassis																	
A	B	C	D	F	H	Fig	N	O	P	Q	R	S	T	Fig						A	B	C	D	F	H	Fig	N	O	P	Q	R	S	T	Fig
25	26	51	91	M24x1.5	-	2	25		32	86	-	75	43	5	1.9 JTD	110	11.03	----	-	-	25	26	51	91	M24x1.5	-	2	25		86	-	377	43	5
Outer Joint				Driveshaft				Inner Joint						Inner Joint				Driveshaft				Outer Joint												
AR1056				AR3117														AR3118				AR1056												
														Note : Active Sensor ABS																				



Sinistra / Left

Alfa Romeo

Destra / Right



GTV/Spider (Serie 916/916S_ - Front)

														kW	da: from:	a: to:	Cambio Gearbox	Telaio Chassis																	
A	B	C	D	F	H	Fig	N	O	P	Q	R	S	T	Fig						A	B	C	D	F	H	Fig	N	O	P	Q	R	S	T	Fig	
25	25	52	90	M24x1.5	85	3	-	25	-	100	-	-	-	4	1.8 16V T.S.	106	05.98	--	-	->6063041	25	25	52	90	M24x1.5	85	3	-	25	-	100	-	-	-	4
Outer Joint				Driveshaft				Inner Joint						Inner Joint				Driveshaft				Outer Joint													
AR1025 abs 44				AR3053 abs 44				AR2025						AR2025				AR3053 abs 44				AR1025 abs 44													
Note : -																																			
25	25	51	90	M24x1.5	85	1	-	25	-	100	-	-	-	4	1.8 16V T.S.	106	05.98	--	-	6063042->	25	25	51	90	M24x1.5	85	1	-	25	-	100	-	-	-	4
Outer Joint				Driveshaft				Inner Joint						Inner Joint				Driveshaft				Outer Joint													
AR1043				AR3063				AR2025						AR2025				AR3063 abs 44				AR1043													
Note : Active Sensor ABS																																			
25	28	56	98	M24x1.5	84	1	-	28	-	108	-	-	-	4	2.0 V6 Turbo	148	06.95	12.97	-	-	25	28	56	98	M24x1.5	84	1	-	28	-	108	-	-	-	4
Outer Joint				Driveshaft				Inner Joint						Inner Joint				Driveshaft				Outer Joint													
AR1022 abs 44				AR3059 abs 44				AR2019						AR2019				AR3059 abs 44				AR1022 abs 44													
Note : -																																			
25	28	56	98	M24x1.5	84	1	-	28	-	108	-	-	-	-	2.0 V6 Turbo	148	05.98	--	-	->6063041	25	28	56	98	M24x1.5	84	1	-	28	-	108	-	-	-	-
Outer Joint				Driveshaft				Inner Joint						Inner Joint				Driveshaft				Outer Joint													
AR1022 abs 44				AR3089 abs 44				AR2019						AR2019				AR3089 abs 44				AR1022 abs 44													
Note : -																																			



Sinistra / Left

Alfa Romeo

Destra / Right



GTV/Spider (Serie 916/916S_ - Front)

A	B	C	D	F	H	Fig	N	O	P	Q	R	S	T	Fig	kW	da: from:	a: to:	Cambio Gearbox	Telaio Chassis	A	B	C	D	F	H	Fig	N	O	P	Q	R	S	T	Fig	
25	28	59	98	M24x1.5	84	1	-	28	-	108	-	-	-	-	2.0 V6 Turbo	148	05.98	---	-	6063042->	25	28	59	98	M24x1.5	84	1	-	28	-	108	-	-	-	-
															3.0 V6 12V	141	05.98	---	-	6063042->															
															3.0 V6 24V	162	05.98	---	-	6063042->															
Outer Joint					Driveshaft					Inner Joint					Inner Joint					Driveshaft					Outer Joint										
AR1036					AR3110					AR2019					AR2019					AR3110					AR1036										
Note : Active Sensor ABS																																			

Mito (Front)

A	B	C	D	F	H	Fig	N	O	P	Q	R	S	T	Fig	kW	da: from:	a: to:	Cambio Gearbox	Telaio Chassis	A	B	C	D	F	H	Fig	N	O	P	Q	R	S	T	Fig	
22	21	51	75	M22x1.5	90	2	22	20	36	72	-	61	-	-	1.4 16v	57	09.08	----	-	-	22	21	51	75	M22x1.5	90	2	22	20	36	72	-	61	-	-
Outer Joint					Driveshaft					Inner Joint					Inner Joint					Driveshaft					Outer Joint										
AR1062					AR3129					AR2043					AR2043					AR3130					AR1062										
Note : Active Sensor ABS																																			

Spider (Front)

A	B	C	D	F	H	Fig	N	O	P	Q	R	S	T	Fig	kW	da: from:	a: to:	Cambio Gearbox	Telaio Chassis	A	B	C	D	F	H	Fig	N	O	P	Q	R	S	T	Fig	
30	26	61	94	M24x1.5	-	2	25	-	35	-	-	57.5	-	-	2.2 JTS	136	09.06	----	-	-	30	26	61	94	M24x1.5	-	2	25	-	35	-	-	439	-	-
Outer Joint					Driveshaft					Inner Joint					Inner Joint					Driveshaft					Outer Joint										
AR1059					AR3127															AR3128					AR1059										
Note : -																																			



Sinistra / Left

Aro

Destra / Right



10 (Front)

<i>kW</i>	<i>da:</i>	<i>a:</i>	<i>Cambio</i>	<i>Telaio</i>
	<i>from:</i>	<i>to:</i>	<i>Gearbox</i>	<i>Chassis</i>

A	B	C	D	F	H	Fig	N	O	P	Q	R	S	T	Fig
22		54	83.6	-	-		23		-	76	-	-	-	5

1.9 4X4 - 08.87 --- - -

A	B	C	D	F	H	Fig	N	O	P	Q	R	S	T	Fig
22		54	83.6	-	-		23		-	76	-	-	-	5

← 700 →

<i>Outer Joint</i>	<i>Driveshaft</i>	<i>Inner Joint</i>
	AO3001	

Note : -

← 700 →

<i>Inner Joint</i>	<i>Driveshaft</i>	<i>Outer Joint</i>
	AO3001	

A	B	C	D	F	H	Fig	N	O	P	Q	R	S	T	Fig

1.9 D 4X4 48 02.97 --- - -

A	B	C	D	F	H	Fig	N	O	P	Q	R	S	T	Fig

← 690 →

<i>Outer Joint</i>	<i>Driveshaft</i>	<i>Inner Joint</i>
	AO3002	

Note : -

← 690 →

<i>Inner Joint</i>	<i>Driveshaft</i>	<i>Outer Joint</i>
	AO3002	



Sinistra / Left

Audi

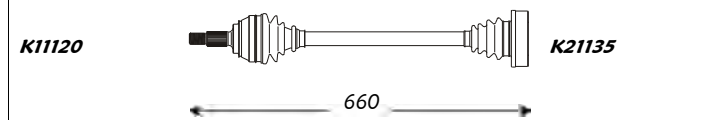
Destra / Right



100 /Avant - Quattro (Serie 44Q,C3 - Front)

kW	da: from:	a: to:	Cambio Gearbox	Telaio Chassis
1.8	66	10.84	12.87	- -
2.2	101	10.84	12.87	- -
2.2	85	08.85	07.86	- -
2.2 Turbo	121	03.86	12.87	- -
2.3	98/101	10.84	12.87	- -

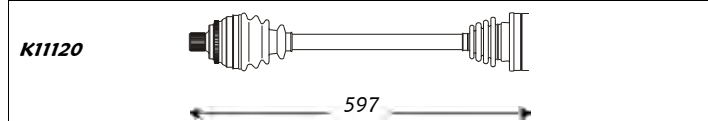
A	B	C	D	F	H	Fig	N	O	P	Q	R	S	T	Fig
26	25	56.5	90	M22x1.5	85	1	-	28	-	108	-	-	-	4



Outer Joint		Driveshaft	Inner Joint	
AU1008		AU3144		AU2012
AU1092	abs 96	AU3184	abs 96	

Note : -


A	B	C	D	F	H	Fig	N	O	P	Q	R	S	T	Fig
38	30	59.6	88	M16x1.5	34	3	-	28	-	108	-	-	-	4



Outer Joint		Driveshaft	Inner Joint	
AU1011	abs 45	AU3253	abs 45	AU2012

Note : -

A	B	C	D	F	H	Fig	N	O	P	Q	R	S	T	Fig
38	25	59.6	90	M16x1.5	34	1	-	28	-	108	-	-	-	4



Outer Joint		Driveshaft	Inner Joint	
AU1012	abs 45	AU3179	abs 45	AU2012

Note : -

A	B	C	D	F	H	Fig	N	O	P	Q	R	S	T	Fig
26	25	56.5	90	M22x1.5	85	1	-	28	-	108	-	-	-	4



Outer Joint		Driveshaft	Inner Joint	
AU1008		AU3231		AU2012

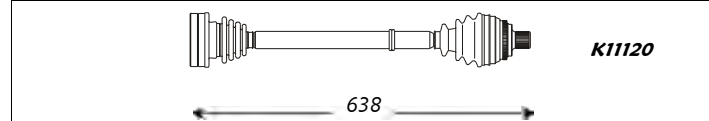
Note : -

A	B	C	D	F	H	Fig	N	O	P	Q	R	S	T	Fig
26	25	56.5	90	M22x1.5	85	1	-	28	-	108	-	-	-	4



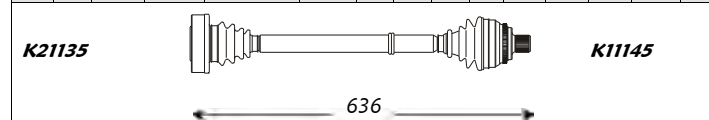
Inner Joint		Driveshaft	Outer Joint	
AU2012		AU3144		AU1008
		AU3184	abs 96	AU1092
			abs 96	

A	B	C	D	F	H	Fig	N	O	P	Q	R	S	T	Fig
38	30	59.6	88	M16x1.5	34	3	-	28	-	108	-	-	-	4



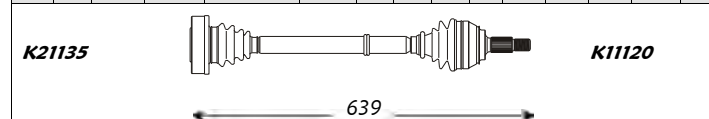
Inner Joint		Driveshaft	Outer Joint	
AU2012		AU3254	abs 45	AU1011
			abs 45	

A	B	C	D	F	H	Fig	N	O	P	Q	R	S	T	Fig
38	25	59.6	90	M16x1.5	34	1	-	28	-	108	-	-	-	4



Inner Joint		Driveshaft	Outer Joint	
AU2012		AU3180	abs 45	AU1012
			abs 45	

A	B	C	D	F	H	Fig	N	O	P	Q	R	S	T	Fig
26	25	56.5	90	M22x1.5	85	1	-	28	-	108	-	-	-	4



Inner Joint		Driveshaft	Outer Joint	
AU2012		AU3232		AU1008



Sinistra / Left

Audi

Destra / Right

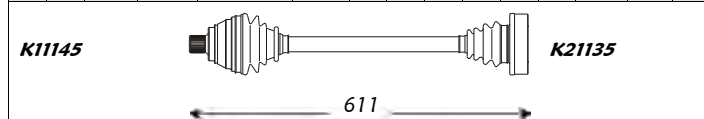


100 /Avant - Quattro (Serie 44Q,C3 - Front)

A	B	C	D	F	H	Fig	N	O	P	Q	R	S	T	Fig
38	28	59.5	98	M16x1.5	34	1	-	28	-	108	-	-	-	4

2.2 Turbo kW da: a: Cambio Telaio
 from: to: Gearbox Chassis

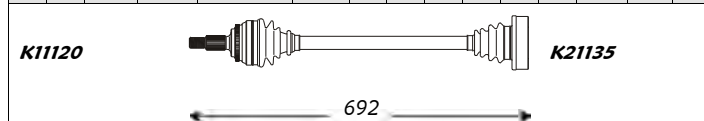
121 01.88 12.90 - -



Outer Joint	Driveshaft	Inner Joint
AU1106 AU1012 abs 45	AU3192 AU3003 abs 45	AU2012

Note : -

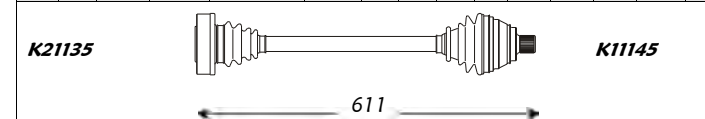
A	B	C	D	F	H	Fig	N	O	P	Q	R	S	T	Fig
26	25	56.5	90	M22x1.5	85	1	-	28	-	108	-	-	-	4



Outer Joint	Driveshaft	Inner Joint
AU1092 abs 96	AU3233 abs 96	AU2012

Note : -

A	B	C	D	F	H	Fig	N	O	P	Q	R	S	T	Fig
38	28	59.5	98	M16x1.5	34	1	-	28	-	108	-	-	-	4



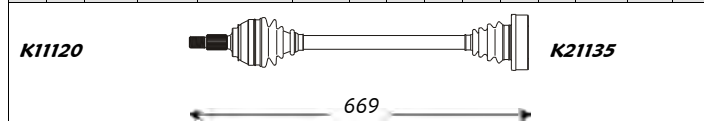
Inner Joint	Driveshaft	Outer Joint
AU2012	AU3192 AU3003 abs 45	AU1106 AU1012 abs 45

100 /Avant - Quattro (Serie 44Q,C3 - Rear)

A	B	C	D	F	H	Fig	N	O	P	Q	R	S	T	Fig
26	25	56.5	90	M22x1.5	85	1	-	28	-	108	-	-	-	4

1.8 kW da: a: Cambio Telaio
 from: to: Gearbox Chassis

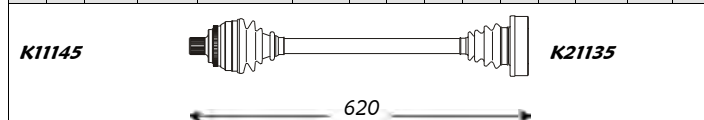
66 10.84 12.87 - -



Outer Joint	Driveshaft	Inner Joint
AU1008 AU1092 abs 96	AU3148 AU3149 abs 96	AU2012

Note : -


A	B	C	D	F	H	Fig	N	O	P	Q	R	S	T	Fig
38	25	59.6	90	M16x1.5	34	1	-	28	-	108	-	-	-	4



Outer Joint	Driveshaft	Inner Joint
AU1012 abs 45	AU3114 abs 45	AU2012

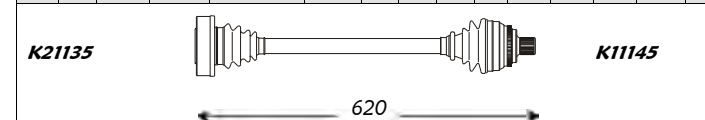
Note : -

A	B	C	D	F	H	Fig	N	O	P	Q	R	S	T	Fig
26	25	56.5	90	M22x1.5	85	1	-	28	-	108	-	-	-	4



Inner Joint	Driveshaft	Outer Joint
AU2012	AU3148 AU3149 abs 96	AU1008 AU1092 abs 96

A	B	C	D	F	H	Fig	N	O	P	Q	R	S	T	Fig
38	25	59.6	90	M16x1.5	34	1	-	28	-	108	-	-	-	4



Inner Joint	Driveshaft	Outer Joint
AU2012	AU3114 abs 45	AU1012 abs 45



Sinistra / Left

Audi

Destra / Right



100 /Avant - Quattro (Serie 4A/C4 - Front)

A	B	C	D	F	H	Fig	N	O	P	Q	R	S	T	Fig
38	30	59.6	88	M16x1.5	34	3	-	28	-	108	-	-	-	4

K11120



K21192




Outer Joint		Driveshaft		Inner Joint	
AU1011	abs 45	AU3124	abs 45	AU2012	

Note : -

A	B	C	D	F	H	Fig	N	O	P	Q	R	S	T	Fig
38	30	59.6	88	M16x1.5	34	3	-	-	90	130	-	-	41	5

K11120




565

Outer Joint		Driveshaft		Inner Joint	
AU1014		AU3300			
AU1010	abs 45	AU3302	abs 45		

Note : -

A	B	C	D	F	H	Fig	N	O	P	Q	R	S	T	Fig
38	30	59.6	88	M16x1.5	34	3	-	-	90	130	-	-	41	5

K11125




507

Outer Joint		Driveshaft		Inner Joint	
AU1011	abs 45	AU3299	abs 45		

Note : -

A	B	C	D	F	H	Fig	N	O	P	Q	R	S	T	Fig
38	27	59.6	98	M16x1.5	34	3	-	-	90	130	-	-	41	5

K11120



565


Outer Joint		Driveshaft		Inner Joint	
AU1010	abs 45	AU3302	abs 45		

Note : -

kW	da: from:	a: to:	Cambio Gearbox	Telaio Chassis
2.0	85/103	12.90 07.94	- -	
2.3 E	98/101	01.91 07.94	- -	
2.6 E	110	03.92 07.94	- -	
2.8 I	128	12.90 07.94	- -	
4.2 V8 S4	206	10.92 07.94	- -	

A	B	C	D	F	H	Fig	N	O	P	Q	R	S	T	Fig
38	30	59.6	88	M16x1.5	34	3	-	28	-	108	-	-	-	4

K21192



K11120



Inner Joint		Driveshaft		Outer Joint	
AU2012		AU3125	abs 45	AU1011 abs 45	

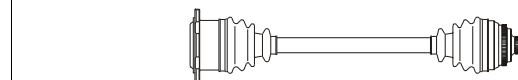
A	B	C	D	F	H	Fig	N	O	P	Q	R	S	T	Fig
38	30	59.6	88	M16x1.5	34	3	-	-	90	130	-	-	41	5



493

Inner Joint		Driveshaft		Outer Joint	
		AU3301		AU1014	
		AU3303	abs 45	AU1010 abs 45	

A	B	C	D	F	H	Fig	N	O	P	Q	R	S	T	Fig
38	30	59.6	88	M16x1.5	34	3	-	-	90	130	-	-	41	5



614

Inner Joint		Driveshaft		Outer Joint	
		AU3196	abs 45	AU1011 abs 45	

A	B	C	D	F	H	Fig	N	O	P	Q	R	S	T	Fig
38	27	59.6	98	M16x1.5	34	3	-	-	90	130	-	-	41	5



493

Inner Joint		Driveshaft		Outer Joint	
		AU3303	abs 45	AU1010 abs 45	



Sinistra / Left

Audi

Destra / Right



100 /Avant - Quattro (Serie 4A/C4 - Rear)

kW	da:	a:	Cambio	Telaio
	from:	to:	Gearbox	Chassis

A	B	C	D	F	H	Fig	N	O	P	Q	R	S	T	Fig
38	25	59.6	90	M16x1.5	34	1	-	28	-	108	-	-	-	4

2.0	85	01.91	07.92	-	-
-----	----	-------	-------	---	---

A	B	C	D	F	H	Fig	N	O	P	Q	R	S	T	Fig
38	25	59.6	90	M16x1.5	34	1	-	28	-	108	-	-	-	4

2.0	85	01.91	07.92	-	-
-----	----	-------	-------	---	---



Outer Joint	Driveshaft	Inner Joint
AU1012 abs 45	AU3304 abs 45	AU2012

Note : -



Inner Joint	Driveshaft	Outer Joint
AU2012	AU3304 abs 45	AU1012 abs 45

A	B	C	D	F	H	Fig	N	O	P	Q	R	S	T	Fig
38	25	59.6	90	M16x1.5	34	1	-	28	-	108	-	-	-	4

2.0	103	08.92	07.94	-	-
2.3 E	98/101	01.91	07.94	-	-
2.6 E	110	03.92	07.94	-	-

A	B	C	D	F	H	Fig	N	O	P	Q	R	S	T	Fig
38	25	59.6	90	M16x1.5	34	1	-	28	-	108	-	-	-	4



Outer Joint	Driveshaft	Inner Joint
AU1012 abs 45	AU3115 abs 45	AU2012

Note : -




Inner Joint	Driveshaft	Outer Joint
AU2012	AU3115 abs 45	AU1012 abs 45

A	B	C	D	F	H	Fig	N	O	P	Q	R	S	T	Fig
38	25	59.6	90	M16x1.5	34	1	-	28	-	108	-	-	-	4


1.8	66	01.88	12.90	-	-
2.2	101	01.88	07.94	-	-
2.2 Turbo	121	01.88	12.90	-	-
2.3	98/101	01.88	12.90	-	-
2.8 I	128	12.90	07.94	-	-
2.8 I Aut.	128	12.90	07.94	-	-
4.2 V8 S4	206	10.92	07.94	-	-

A	B	C	D	F	H	Fig	N	O	P	Q	R	S	T	Fig
38	25	59.6	90	M16x1.5	34	1	-	28	-	108	-	-	-	4



Outer Joint	Driveshaft	Inner Joint
AU1012 abs 45	AU3114 abs 45	AU2012

Note : -



Inner Joint	Driveshaft	Outer Joint
AU2012	AU3114 abs 45	AU1012 abs 45

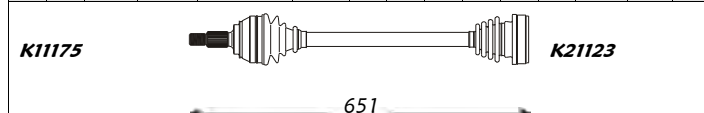
100/Avant (Serie 43,C2 - Front)

kW	da:	a:	Cambio	Telaio
	from:	to:	Gearbox	Chassis

A	B	C	D	F	H	Fig	N	O	P	Q	R	S	T	Fig
26	25	56.5	90	M22x1.5	85	1	-	33	-	94	-	-	-	4

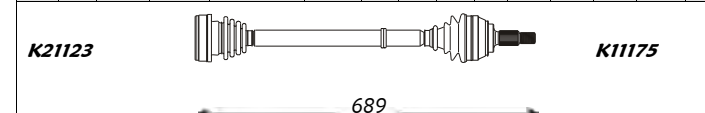
1.6	62	09.76	07.82	-	-
1.8	55/74	08.82	12.87	-	-

A	B	C	D	F	H	Fig	N	O	P	Q	R	S	T	Fig
26	25	56.5	90	M22x1.5	85	1	-	33	-	94	-	-	-	4



Outer Joint	Driveshaft	Inner Joint
AU1008	AU3041	AU2003

Note : -



Inner Joint	Driveshaft	Outer Joint
AU2003	AU3042	AU1008



Sinistra / Left

Audi

Destra / Right




100/Avant (Serie 43,C2 - Front)

kW	da:	a:	Cambio	Telaio
	from:	to:	Gearbox	Chassis

A	B	C	D	F	H	Fig	N	O	P	Q	R	S	T	Fig
26	25	56.5	90	M22x1.5	85	1	-	33	-	94	-	-	-	4

1.6 Aut.	62	09.76	07.82	-	-
1.8 Aut.	55/74	08.82	07.86	-	-

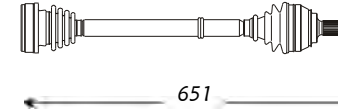
A	B	C	D	F	H	Fig	N	O	P	Q	R	S	T	Fig
26	25	56.5	90	M22x1.5	85	1	-	33	-	94	-	-	-	4

K11175  **K21123**

712

Outer Joint	Driveshaft	Inner Joint
AU1008	AU3282	AU2003

Note : -

K21123  **K11175**

651

Inner Joint	Driveshaft	Outer Joint
AU2003	AU3283	AU1008

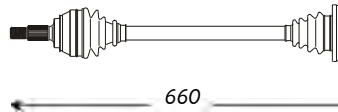
Note : -

A	B	C	D	F	H	Fig	N	O	P	Q	R	S	T	Fig
26	25	56.5	90	M22x1.5	85	1	-	28	-	108	-	-	-	4

1.9	74	08.80	07.84	-	-
2.0	83/85	08.86	12.87	-	-
2.0 D	51	10.79	12.87	-	-
2.0 TD	64	11.81	12.87	-	-
2.1	85/100	11.79	07.84	-	-
2.2	85/101	11.79	12.87	-	-
2.2 Turbo	121	08.86	12.87	-	-
2.3	100	10.83	12.87	-	-

Note : -

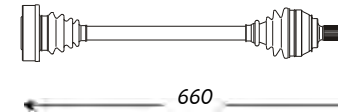
A	B	C	D	F	H	Fig	N	O	P	Q	R	S	T	Fig
26	25	56.5	90	M22x1.5	85	1	-	28	-	108	-	-	-	4

K11120  **K21135**

660

Outer Joint	Driveshaft	Inner Joint
AU1008 AU1092 abs 96	AU3144 AU3184 abs 96	AU2012

Note : -

K21135  **K11120**

660

Inner Joint	Driveshaft	Outer Joint
AU2012	AU3144 AU3184 abs 96	AU1008 AU1092 abs 96

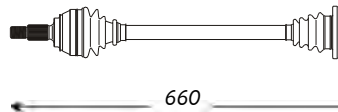
Note : -

A	B	C	D	F	H	Fig	N	O	P	Q	R	S	T	Fig
26	25	56.5	90	M22x1.5	85	1	-	25	-	100	-	-	-	4

2.0	77/85	06.76	07.78	-	-
2.0 D	51	10.78	10.79	-	-
2.1	83/85	06.76	10.79	-	-
2.1 E	100	06.76	10.79	-	-
2.2	85	06.76	10.79	-	-

Note : -

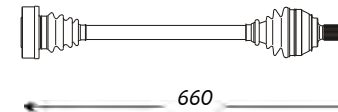
A	B	C	D	F	H	Fig	N	O	P	Q	R	S	T	Fig
26	25	56.5	90	M22x1.5	85	1	-	25	-	100	-	-	-	4

K11120  **K21192**

660

Outer Joint	Driveshaft	Inner Joint
AU1008	AU3040	AU2027

Note : -

K21192  **K11120**

660

Inner Joint	Driveshaft	Outer Joint
AU2027	AU3040	AU1008

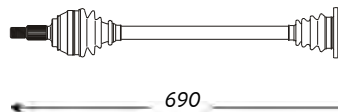
Note : -

A	B	C	D	F	H	Fig	N	O	P	Q	R	S	T	Fig
26	25	56.5	90	M22x1.5	85	1	-	25	-	100	-	-	-	4

2.0 Aut.	77/85	06.76	07.78	-	-
2.2 Aut.	85	06.76	10.79	-	-

Note : -

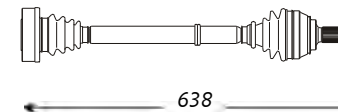
A	B	C	D	F	H	Fig	N	O	P	Q	R	S	T	Fig
26	25	56.5	90	M22x1.5	85	1	-	25	-	100	-	-	-	4

K11120  **K21192**

690

Outer Joint	Driveshaft	Inner Joint
AU1008	AU3292	AU2027

Note : -

K21192  **K11120**

638

Inner Joint	Driveshaft	Outer Joint
AU2027	AU3293	AU1008

Note : -



Sinistra / Left

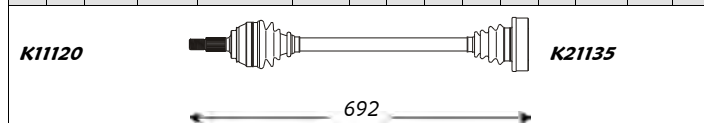
Audi

Destra / Right



100/Avant (Serie 43/44 - Front)

A	B	C	D	F	H	Fig	N	O	P	Q	R	S	T	Fig
26	25	56.5	90	M22x1.5	85	1	-	28	-	108	-	-	-	4

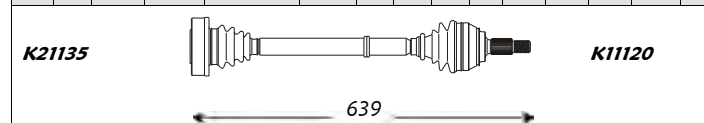


Outer Joint	Driveshaft	Inner Joint
AU1008	AU3231	AU2012
AU1112 abs 45	AU3294 abs 45	
AU1092 abs 96	AU3233 abs 96	

kW	da: from:	a: to:	Cambio Gearbox	Telaio Chassis
2.0 Aut.	81/85	08.86	12.90	- -
2.0 D Aut.	51	08.81	07.89	- -
2.0 E Aut.	83/85	08.86	12.90	- -
2.0 TD Aut.	64	11.81	12.87	- -
2.2 Aut.	85/101	11.79	07.89	- -
2.2 Turbo Aut.	121	08.86	07.89	- -

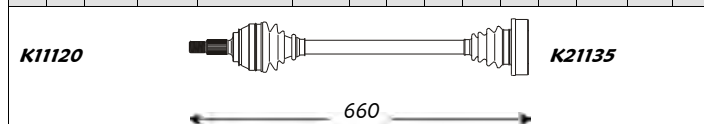
Note : -

A	B	C	D	F	H	Fig	N	O	P	Q	R	S	T	Fig
26	25	56.5	90	M22x1.5	85	1	-	28	-	108	-	-	-	4



Inner Joint	Driveshaft	Outer Joint
AU2012	AU3232	AU1008
	AU3295 abs 45	AU1112 abs 45
	AU3234 abs 96	AU1092 abs 96

A	B	C	D	F	H	Fig	N	O	P	Q	R	S	T	Fig
26	25	56.5	90	M22x1.5	85	1	-	28	-	108	-	-	-	4




Outer Joint	Driveshaft	Inner Joint
AU1008	AU3144	AU2012
AU1092 abs 96	AU3184 abs 96	

kW	da: from:	a: to:	Cambio Gearbox	Telaio Chassis
1.9	74	08.80	07.84	- -
2.0	83/85	08.86	12.87	- -
2.0 D	51	10.79	12.87	- -
2.0 TD	64	11.81	12.87	- -
2.1	85/100	11.79	07.84	- -
2.2	85/101	11.79	12.87	- -
2.2 Turbo	121	08.86	12.87	- -
2.3	100	10.83	12.87	- -

Note : -

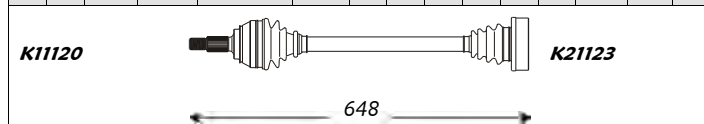
A	B	C	D	F	H	Fig	N	O	P	Q	R	S	T	Fig
26	25	56.5	90	M22x1.5	85	1	-	28	-	108	-	-	-	4



Inner Joint	Driveshaft	Outer Joint
AU2012	AU3144	AU1008
	AU3184 abs 96	AU1092 abs 96

100/Avant (Serie 44,C3 - Front)

A	B	C	D	F	H	Fig	N	O	P	Q	R	S	T	Fig
26	25	56.5	90	M22x1.5	85	1	-	33	-	100	-	-	-	4

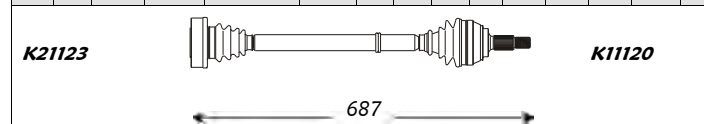


Outer Joint	Driveshaft	Inner Joint
AU1008	AU3038	AU2055
AU1092 abs 96	AU3142 abs 96	

kW	da: from:	a: to:	Cambio Gearbox	Telaio Chassis
1.8	66	03.83	12.87	- -

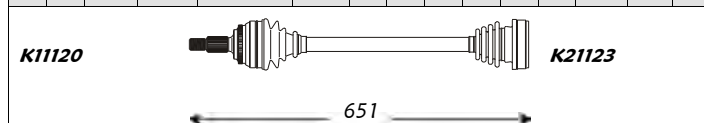
Note : -

A	B	C	D	F	H	Fig	N	O	P	Q	R	S	T	Fig
26	25	56.5	90	M22x1.5	85	1	-	33	-	100	-	-	-	4



Inner Joint	Driveshaft	Outer Joint
AU2055	AU3039	AU1008
	AU3143 abs 96	AU1092 abs 96

A	B	C	D	F	H	Fig	N	O	P	Q	R	S	T	Fig
26	25	56.5	90	M22x1.5	85	1	-	33	-	94	-	-	-	4

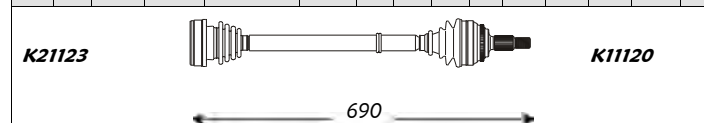


Outer Joint	Driveshaft	Inner Joint
AU1092 abs 96	AU3032 abs 96	AU2003

kW	da: from:	a: to:	Cambio Gearbox	Telaio Chassis
1.8	55/74	08.84	12.87	- -

Note : -

A	B	C	D	F	H	Fig	N	O	P	Q	R	S	T	Fig
26	25	56.5	90	M22x1.5	85	1	-	33	-	94	-	-	-	4



Inner Joint	Driveshaft	Outer Joint
AU2003	AU3033 abs 96	AU1092 abs 96



Sinistra / Left

Audi

Destra / Right



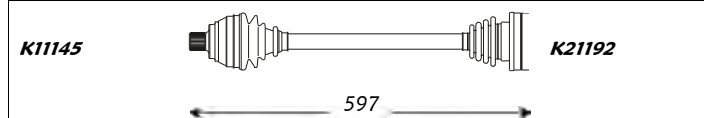
100/Avant (Serie 44,C3 - Front)

kW	da:	a:	Cambio	Telaio
	from:	to:	Gearbox	Chassis

A	B	C	D	F	H	Fig	N	O	P	Q	R	S	T	Fig
38	25	59.5	90	M16x1.5	34	1	-	28	-	108	-	-	-	4

1.8

66 01.88 12.90 - -



Outer Joint	Driveshaft	Inner Joint
AU1016 AU1012 abs 45	AU3169 AU3171 abs 45	AU2012

Note : -

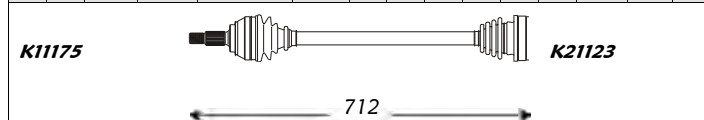
A	B	C	D	F	H	Fig	N	O	P	Q	R	S	T	Fig
26	25	56.5	90	M22x1.5	85	1	-	33	-	94	-	-	-	4

1.6 Aut.

62 09.76 07.82 - -

1.8 Aut.

55/74 08.82 07.86 - -



Outer Joint	Driveshaft	Inner Joint
AU1008	AU3282	AU2003

Note : -

A	B	C	D	F	H	Fig	N	O	P	Q	R	S	T	Fig
26	25	56.5	90	M22x1.5	85	1	-	28	-	108	-	-	-	4

1.8 Aut.

66 03.83 12.90 - -



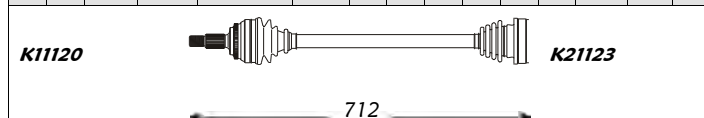
Outer Joint	Driveshaft	Inner Joint
AU1008 AU1112 abs 45 AU1092 abs 96	AU3286 AU3288 abs 45 AU3290 abs 96	AU2012

Note : -

A	B	C	D	F	H	Fig	N	O	P	Q	R	S	T	Fig
26	25	56.5	90	M22x1.5	85	1	-	33	-	94	-	-	-	4

1.8 Aut.

55/74 08.84 07.86 - -



Outer Joint	Driveshaft	Inner Joint
AU1092 abs 96	AU3284 abs 96	AU2003

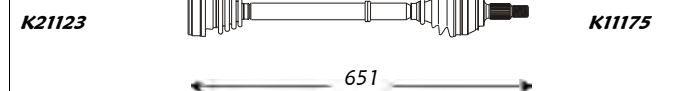
Note : -

A	B	C	D	F	H	Fig	N	O	P	Q	R	S	T	Fig
38	25	59.5	90	M16x1.5	34	1	-	28	-	108	-	-	-	4



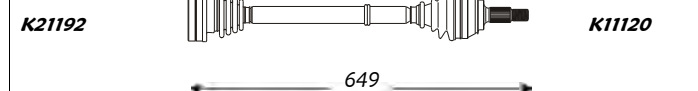
Inner Joint	Driveshaft	Outer Joint
AU2012	AU3170 AU3172 abs 45	AU1016 AU1012 abs 45

A	B	C	D	F	H	Fig	N	O	P	Q	R	S	T	Fig
26	25	56.5	90	M22x1.5	85	1	-	33	-	94	-	-	-	4



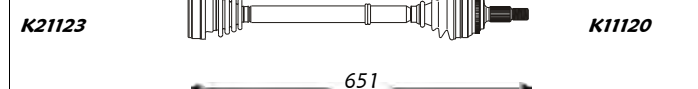
Inner Joint	Driveshaft	Outer Joint
AU2003	AU3283	AU1008

A	B	C	D	F	H	Fig	N	O	P	Q	R	S	T	Fig
26	25	56.5	90	M22x1.5	85	1	-	28	-	108	-	-	-	4



Inner Joint	Driveshaft	Outer Joint
AU2012	AU3287 AU3289 abs 45 AU3291 abs 96	AU1008 AU1112 abs 45 AU1092 abs 96

A	B	C	D	F	H	Fig	N	O	P	Q	R	S	T	Fig
26	25	56.5	90	M22x1.5	85	1	-	33	-	94	-	-	-	4



Inner Joint	Driveshaft	Outer Joint
AU2003	AU3285 abs 96	AU1092 abs 96



Sinistra / Left

Audi


Destra / Right



100/Avant (Serie 44,C3 - Front)

kW	da:	a:	Cambio	Telaio
	from:	to:	Gearbox	Chassis

A	B	C	D	F	H	Fig	N	O	P	Q	R	S	T	Fig
26	25	56.5	90	M22x1.5	85	1	-	28	-	108	-	-	-	4


K11120  **K21135**

← 660 →

Outer Joint	Driveshaft	Inner Joint
AU1092 abs 96	AU3184 abs 96	AU2012

Note : -

A	B	C	D	F	H	Fig	N	O	P	Q	R	S	T	Fig
26	25	56.5	90	M22x1.5	85	1	-	28	-	108	-	-	-	4


K11120  **K21135**

← 660 →

Outer Joint	Driveshaft	Inner Joint
AU1008 AU1092 abs 96	AU3144 AU3184 abs 96	AU2012

Note : -

A	B	C	D	F	H	Fig	N	O	P	Q	R	S	T	Fig
38	25	59.5	90	M16x1.5	34	1	-	28	-	108	-	-	-	4


K11145  **K21135**

← 598 →

Outer Joint	Driveshaft	Inner Joint
AU1016 AU1012 abs 45	AU3175 AU3179 abs 45	AU2012

Note : -

A	B	C	D	F	H	Fig	N	O	P	Q	R	S	T	Fig
26	25	56.5	90	M22x1.5	85	1	-	28	-	108	-	-	-	4

K11120  **K21135**

← 692 →

Outer Joint	Driveshaft	Inner Joint
AU1008 AU1112 abs 45 AU1092 abs 96	AU3231 AU3294 abs 45 AU3233 abs 96	AU2012

Note : -

1.9	74	08.80	07.84	-	-
2.1	85/100	11.79	07.84	-	-
2.2	85/101	11.79	12.87	-	-

Note : -

1.9	74	08.80	07.84	-	-
2.0	83/85	08.86	12.87	-	-
2.0 D	51	10.79	12.87	-	-
2.0 TD	64	11.81	12.87	-	-
2.1	85/100	11.79	07.84	-	-
2.2	85/101	11.79	12.87	-	-
2.2 Turbo	121	08.86	12.87	-	-
2.3	100	10.83	12.87	-	-

Note : -


2.0	83/85	01.88	12.90	-	-
2.2	101	01.88	12.90	-	-
2.3	100	01.88	12.90	-	-

Note : -

2.0 Aut.	81/85	08.86	12.90	-	-
2.0 D Aut.	51	08.81	07.89	-	-
2.0 E Aut.	83/85	08.86	12.90	-	-
2.0 TD Aut.	64	11.81	12.87	-	-
2.2 Aut.	85/101	11.79	07.89	-	-
2.2 Turbo Aut.	121	08.86	07.89	-	-

Note : -


A	B	C	D	F	H	Fig	N	O	P	Q	R	S	T	Fig
26	25	56.5	90	M22x1.5	85	1	-	28	-	108	-	-	-	4

K21135  **K11120**

← 660 →

Inner Joint	Driveshaft	Outer Joint
AU2012	AU3184 abs 96	AU1092 abs 96


A	B	C	D	F	H	Fig	N	O	P	Q	R	S	T	Fig
26	25	56.5	90	M22x1.5	85	1	-	28	-	108	-	-	-	4

K21135  **K11120**

← 660 →

Inner Joint	Driveshaft	Outer Joint
AU2012	AU3144 AU3184 abs 96	AU1008 AU1092 abs 96

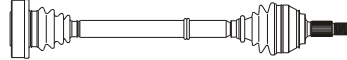
A	B	C	D	F	H	Fig	N	O	P	Q	R	S	T	Fig
38	25	59.5	90	M16x1.5	34	1	-	28	-	108	-	-	-	4

K21135  **K11145**

← 636 →

Inner Joint	Driveshaft	Outer Joint
AU2012	AU3176 AU3180 abs 45	AU1016 AU1012 abs 45

A	B	C	D	F	H	Fig	N	O	P	Q	R	S	T	Fig
26	25	56.5	90	M22x1.5	85	1	-	28	-	108	-	-	-	4

K21135  **K11120**

← 639 →

Inner Joint	Driveshaft	Outer Joint
AU2012	AU3232 AU3295 abs 45 AU3234 abs 96	AU1008 AU1112 abs 45 AU1092 abs 96



Sinistra / Left

Audi

Destra / Right




100/Avant (Serie 44,C3 - Front)

kW	da: from:	a: to:	Cambio Gearbox	Telaio Chassis
51	01.88	07.89	-	-
74	03.88	10.90	-	-

A	B	C	D	F	H	Fig	N	O	P	Q	R	S	T	Fig
38	25	59.5	90	M16x1.5	34	1	-	28	-	108	-	-	-	4

2.0 D	51	01.88	07.89	-	-
2.0 TD	74	03.88	10.90	-	-

A	B	C	D	F	H	Fig	N	O	P	Q	R	S	T	Fig
38	25	59.5	90	M16x1.5	34	1	-	28	-	108	-	-	-	4



Outer Joint	Driveshaft	Inner Joint
AU1016 AU1012 abs 45	AU3173 AU3003 abs 45	AU2012

Note : -




Inner Joint	Driveshaft	Outer Joint
AU2012	AU3173 AU3003 abs 45	AU1016 AU1012 abs 45

A	B	C	D	F	H	Fig	N	O	P	Q	R	S	T	Fig
38	25	59.6	90	M16x1.5	34	1	-	28	-	108	-	-	-	4

2.0 TD	74	03.88	12.90	-	-
2.2 Turbo	121	01.88	12.90	-	-

A	B	C	D	F	H	Fig	N	O	P	Q	R	S	T	Fig
38	25	59.6	90	M16x1.5	34	1	-	28	-	108	-	-	-	4



Outer Joint	Driveshaft	Inner Joint
AU1012 abs 45	AU3003 abs 45	AU2012

Note : -




Inner Joint	Driveshaft	Outer Joint
AU2012	AU3003 abs 45	AU1012 abs 45

A	B	C	D	F	H	Fig	N	O	P	Q	R	S	T	Fig
38	25	59.6	90	M16x1.5	34	1	-	89	130	-	-	-	41	5


2.2 Aut.	101	08.89	12.90	-	-
2.3 E Aut.	85/101	08.89	12.90	-	-

A	B	C	D	F	H	Fig	N	O	P	Q	R	S	T	Fig
38	25	59.6	90	M16x1.5	34	1	-	90	130	-	-	-	41	5



Outer Joint	Driveshaft	Inner Joint
AU1012 abs 45	AU3296 abs 45	

Note : -




Inner Joint	Driveshaft	Outer Joint
	AU3297 abs 45	AU1012 abs 45

A	B	C	D	F	H	Fig	N	O	P	Q	R	S	T	Fig
38	28	59.5	98	M16x1.5	34	1	-	28	-	108	-	-	-	4


2.2 Turbo	121	01.88	07.89	-	-
-----------	-----	-------	-------	---	---

A	B	C	D	F	H	Fig	N	O	P	Q	R	S	T	Fig
38	28	59.5	98	M16x1.5	34	1	-	28	-	108	-	-	-	4



Outer Joint	Driveshaft	Inner Joint
AU1106	AU3192	AU2012

Note : -



Inner Joint	Driveshaft	Outer Joint
AU2012	AU3192	AU1106



Sinistra / Left

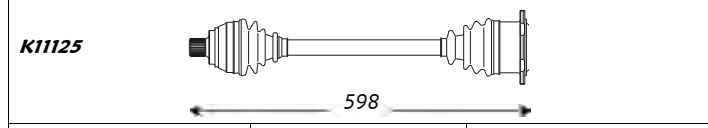
Audi

Destra / Right



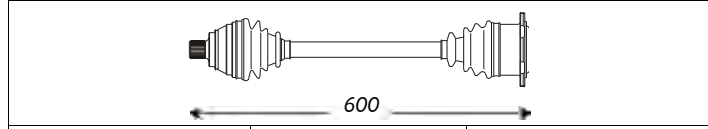
100/Avant (Serie 44,C3 - Front)

A	B	C	D	F	H	Fig	N	O	P	Q	R	S	T	Fig
38	25	59.5	90	M16x1.5	34	1	-	-	90	130	-	-	41	5



Outer Joint	Driveshaft	Inner Joint
AU1016 AU1012 abs 45	AU3134 AU3135 abs 45	

A	B	C	D	F	H	Fig	N	O	P	Q	R	S	T	Fig
38	28	59.5	98	M16x1.5	34	1	-	-	90	130	-	-	41	5

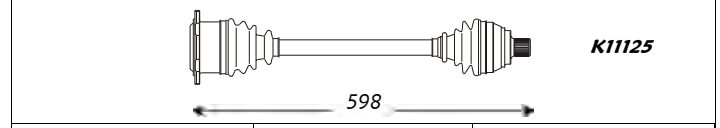


Outer Joint	Driveshaft	Inner Joint
AU1106 AU1107 abs 45	AU3128 AU3129 abs 45	

Note : -

kW	da:	a:	Cambio	Telaio
	from:	to:	Gearbox	Chassis
60	08.89	12.90	-	-

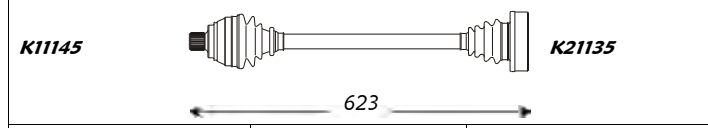
A	B	C	D	F	H	Fig	N	O	P	Q	R	S	T	Fig
38	25	59.5	90	M16x1.5	34	1	-	-	90	130	-	-	41	5



Inner Joint	Driveshaft	Outer Joint
	AU3134 AU3135 abs 45	AU1016 AU1012 abs 45

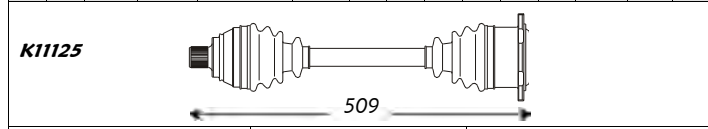
100/Avant (Serie 4A/C4 - Front)

A	B	C	D	F	H	Fig	N	O	P	Q	R	S	T	Fig
38	25	59.5	90	M16x1.5	34	1	-	28	-	108	-	-	-	4



Outer Joint	Driveshaft	Inner Joint
AU1016 AU1011 abs 45	AU3342 AU3167 abs 45	AU2012

A	B	C	D	F	H	Fig	N	O	P	Q	R	S	T	Fig
38	30	59.6	88	M16x1.5	34	3	-	-	90	130	-	-	41	5

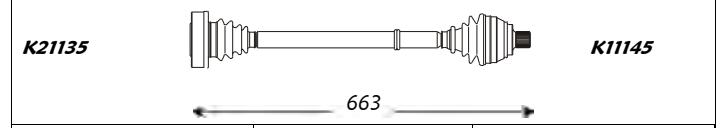


Outer Joint	Driveshaft	Inner Joint
AU1014 AU1011 abs 45	AU3298 AU3299 abs 45	

Note : -

kW	da:	a:	Cambio	Telaio
	from:	to:	Gearbox	Chassis
103	01.91	07.94	-	-
74/85	01.91	07.94	-	-
100	01.91	07.94	-	-

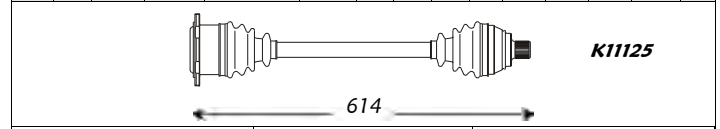
A	B	C	D	F	H	Fig	N	O	P	Q	R	S	T	Fig
38	25	59.5	90	M16x1.5	34	1	-	28	-	108	-	-	-	4



Inner Joint	Driveshaft	Outer Joint
AU2012	AU3343 AU3168 abs 45	AU1016 AU1011 abs 45

kW	da:	a:	Cambio	Telaio
	from:	to:	Gearbox	Chassis
85	01.91	07.94	-	-
85/101	01.91	07.94	-	-
60	01.91	07.94	-	-

A	B	C	D	F	H	Fig	N	O	P	Q	R	S	T	Fig
38	30	59.6	88	M16x1.5	34	3	-	-	90	130	-	-	41	5



Inner Joint	Driveshaft	Outer Joint
	AU3194 AU3196 abs 45	AU1014 AU1011 abs 45

Note : -



Sinistra / Left

Audi

Destra / Right



100/Avant (Serie 4A/C4 - Front)

kW	da:	a:	Cambio	Telaio
	from:	to:	Gearbox	Chassis

A	B	C	D	F	H	Fig	N	O	P	Q	R	S	T	Fig
38	30	59.6	88	M16x1.5	34	3	-	-	90	130	-	-	41	5

2.4 D
2.6 E

60	01.91	07.94	-	-
110	04.92	07.94	-	-

K11125



614

Outer Joint

Driveshaft

Inner Joint


AU1014
AU1011 abs 45

AU3194
AU3196 abs 45

A	B	C	D	F	H	Fig	N	O	P	Q	R	S	T	Fig
38	27	59.6	98	M16x1.5	34	3	-	-	-	-	-	-	-	5

2.5 TDI
2.8 E

85	01.91	07.94	-	-
128	01.91	07.94	-	-



614

Outer Joint

Driveshaft

Inner Joint

AU1108
AU1010 abs 45


AU3349
AU3198 abs 45

A	B	C	D	F	H	Fig	N	O	P	Q	R	S	T	Fig
38	30	59.6	88	M16x1.5	34	3	-	-	90	130	-	-	41	5

2.6 E Aut.

110	04.92	07.94	-	-
-----	-------	-------	---	---

K11120



565

Outer Joint

Driveshaft

Inner Joint

AU1014
AU1010 abs 45

AU3300
AU3302 abs 45

A	B	C	D	F	H	Fig	N	O	P	Q	R	S	T	Fig
38	30	59.6	88	M16x1.5	34	3	-	-	90	130	-	-	41	5

2.8 E Aut.

128	01.91	07.94	AEM	-
-----	-------	-------	-----	---

K11125



507

Outer Joint

Driveshaft

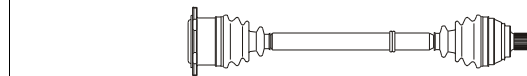
Inner Joint

AU1011 abs 45

AU3299 abs 45

Note : -

A	B	C	D	F	H	Fig	N	O	P	Q	R	S	T	Fig
38	30	59.6	88	M16x1.5	34	3	-	-	90	130	-	-	41	4



650

Inner Joint

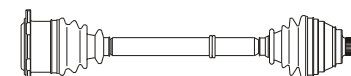
Driveshaft

Outer Joint

AU3195
AU3197 abs 45

AU1014
AU1011 abs 45

A	B	C	D	F	H	Fig	N	O	P	Q	R	S	T	Fig
38	27	59.6	98	M16x1.5	34	3	-	-	-	-	-	-	-	5



650

Inner Joint

Driveshaft

Outer Joint

AU3350
AU3199 abs 45

AU1108
AU1010 abs 45

A	B	C	D	F	H	Fig	N	O	P	Q	R	S	T	Fig
38	30	59.6	88	M16x1.5	34	3	-	-	90	130	-	-	41	5



493

Inner Joint

Driveshaft

Outer Joint

AU3301
AU3303 abs 45

AU1014
AU1010 abs 45

A	B	C	D	F	H	Fig	N	O	P	Q	R	S	T	Fig
38	27	59.6	98	M16x1.5	34	3	-	-	-	-	-	-	-	5

Inner Joint

Driveshaft

Outer Joint

AU3351 abs 45

AU1010 abs 45

Note : -



Sinistra / Left

Audi

Destra / Right



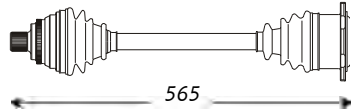
100/Avant (Serie 4A/C4 - Front)

A	B	C	D	F	H	Fig	N	O	P	Q	R	S	T	Fig
38	27	59.6	98	M16x1.5	34	3	-	-	90	130	-	-	41	5

2.8 E Aut. kW 128 da: 03.93 a: 07.94 Cambio CDT Telaio -
 from: to: Gearbox Chassis

A	B	C	D	F	H	Fig	N	O	P	Q	R	S	T	Fig
38	27	59.6	98	M16x1.5	34	3	-	-	90	130	-	-	41	5

K11120



565

Outer Joint

Driveshaft

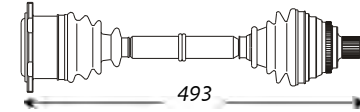
Inner Joint

AU1010 abs 45

AU3302 abs 45

Note : -

K11120



493

Inner Joint

Driveshaft

Outer Joint

AU3303 abs 45

AU1010 abs 45

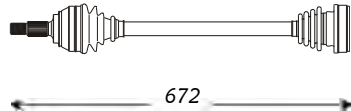
100/Avant (Serie C1 - Front)

A	B	C	D	F	H	Fig	N	O	P	Q	R	S	T	Fig
26	25	56.5	90	M22x1.5	85	1	-	33	-	94	-	-	-	4

1.6 kW 62 da: 08.74 a: 08.76 Cambio - Telaio -
 from: to: Gearbox Chassis

A	B	C	D	F	H	Fig	N	O	P	Q	R	S	T	Fig
26	25	56.5	90	M22x1.5	85	1	-	33	-	94	-	-	-	4

K11120



672

Outer Joint

Driveshaft

Inner Joint

AU1008

AU3034

AU2003

Note : -

K21123



652

Inner Joint

Driveshaft

Outer Joint

AU2003

AU3035

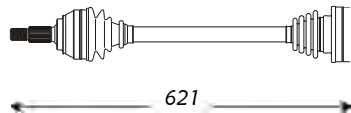
AU1008

A	B	C	D	F	H	Fig	N	O	P	Q	R	S	T	Fig
26	25	56.5	90	M22x1.5	85	1	-	28	-	108	-	-	-	4

1.8 kW 62/74 da: 01.68 a: 07.74 Cambio - Telaio -
 1.9 kW 82 from: 01.68 to: 07.74 Gearbox - Chassis -

A	B	C	D	F	H	Fig	N	O	P	Q	R	S	T	Fig
26	25	56.5	90	M22x1.5	85	1	-	28	-	108	-	-	-	4

K11120



621

Outer Joint

Driveshaft

Inner Joint

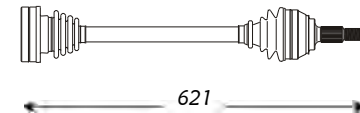
AU1008

AU3305

AU2012

Note : -

K21192



621

Inner Joint

Driveshaft

Outer Joint

AU2012

AU3305

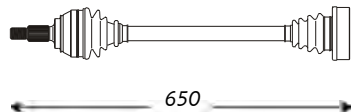
AU1008

A	B	C	D	F	H	Fig	N	O	P	Q	R	S	T	Fig
26	25	56.5	90	M22x1.5	85	1	-	25	-	100	-	-	-	4

1.8 kW 62/74 da: 08.74 a: 08.76 Cambio - Telaio -
 1.9 kW 82 from: 08.74 to: 08.76 Gearbox - Chassis -

A	B	C	D	F	H	Fig	N	O	P	Q	R	S	T	Fig
26	25	56.5	90	M22x1.5	85	1	-	25	-	100	-	-	-	4

K11120



650

Outer Joint

Driveshaft

Inner Joint

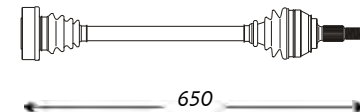
AU1008

AU3029

AU2027

Note : -

K21192



650

Inner Joint

Driveshaft

Outer Joint

AU2027

AU3029

AU1008



Sinistra / Left

Audi

Destra / Right



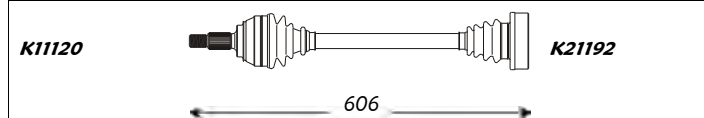
100/Avant (Serie C1 - Front)

A	B	C	D	F	H	Fig	N	O	P	Q	R	S	T	Fig
26	25	56.5	90	M22x1.5	85	1	-	25	-	100	-	-	-	4

1.8 Aut.
1.9 Aut.

kW da: a: Cambio Telaio
from: to: Gearbox Chassis

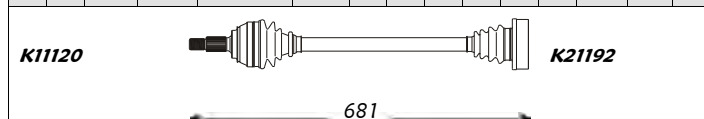
62/74 08.74 08.75 - -
82 08.74 08.75 - -



Outer Joint	Driveshaft	Inner Joint
AU1008	AU3278	AU2027

Note: -

A	B	C	D	F	H	Fig	N	O	P	Q	R	S	T	Fig
26	25	56.5	90	M22x1.5	85	1	-	25	-	100	-	-	-	4



Outer Joint	Driveshaft	Inner Joint
AU1008	AU3280	AU2027

Note: -

A	B	C	D	F	H	Fig	N	O	P	Q	R	S	T	Fig
26	25	56.5	90	M22x1.5	85	1	-	25	-	100	-	-	-	4



Inner Joint	Driveshaft	Outer Joint
AU2027	AU3279	AU1008

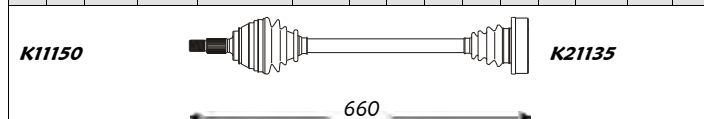
200/Avant - Quattro (Serie 44Q - Front)

A	B	C	D	F	H	Fig	N	O	P	Q	R	S	T	Fig
26	28	56.6	98	M22x1.5	84	1	-	28	-	108	-	-	-	4

2.2

kW da: a: Cambio Telaio
from: to: Gearbox Chassis


134 08.83 01.88 - -



Outer Joint	Driveshaft	Inner Joint
AU1013 AU1084 abs 96	AU3153 AU3183 abs 96	AU2012

Note: -


A	B	C	D	F	H	Fig	N	O	P	Q	R	S	T	Fig
38	28	59.5	98	M16x1.5	34	1	-	28	-	108	-	-	-	4



Outer Joint	Driveshaft	Inner Joint
AU1107 abs 45	AU3193 abs 45	AU2012


Note: -

A	B	C	D	F	H	Fig	N	O	P	Q	R	S	T	Fig
26	28	56.6	98	M22x1.5	84	1	-	28	-	108	-	-	-	4



Inner Joint	Driveshaft	Outer Joint
AU2012	AU3153 AU3183 abs 96	AU1013 AU1084 abs 96

A	B	C	D	F	H	Fig	N	O	P	Q	R	S	T	Fig
38	28	59.5	98	M16x1.5	34	1	-	28	-	108	-	-	-	4



Inner Joint	Driveshaft	Outer Joint
AU2012	AU3193 abs 45	AU1107 abs 45



Sinistra / Left

Audi

Destra / Right



200/Avant - Quattro (Serie 44Q - Rear)

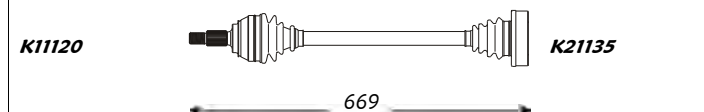
A	B	C	D	F	H	Fig	N	O	P	Q	R	S	T	Fig
26	25	56.5	90	M22x1.5	85	1	-	28	-	108	-	-	-	4

2.2

kW da: a: Cambio Telaio
from: to: Gearbox Chassis


134 08.83 01.88 - -

A	B	C	D	F	H	Fig	N	O	P	Q	R	S	T	Fig
26	25	56.5	90	M22x1.5	85	1	-	28	-	108	-	-	-	4



Outer Joint	Driveshaft	Inner Joint
AU1008 AU1092 abs 96	AU3148 AU3149 abs 96	AU2012

Note : -



Inner Joint	Driveshaft	Outer Joint
AU2012	AU3148 AU3149 abs 96	AU1008 AU1092 abs 96

A	B	C	D	F	H	Fig	N	O	P	Q	R	S	T	Fig
38	25	59.6	90	M16x1.5	34	1	-	28	-	108	-	-	-	4

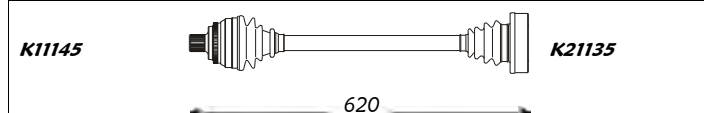
2.2 20V

162 02.88 12.90 - -

2.23

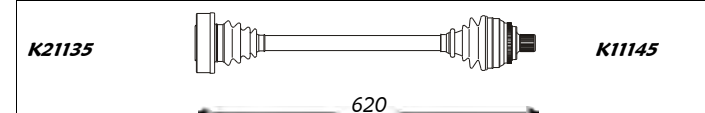
121/147 01.88 11.90 - -

A	B	C	D	F	H	Fig	N	O	P	Q	R	S	T	Fig
38	25	59.6	90	M16x1.5	34	1	-	28	-	108	-	-	-	4



Outer Joint	Driveshaft	Inner Joint
AU1012 abs 45	AU3114 abs 45	AU2012

Note : -



Inner Joint	Driveshaft	Outer Joint
AU2012	AU3114 abs 45	AU1012 abs 45

200/Avant (Serie 43/44 - Front)

A	B	C	D	F	H	Fig	N	O	P	Q	R	S	T	Fig
26	28	56.6	98	M22x1.5	84	1	-	28	-	108	-	-	-	4

2.1 5E

kW da: a: Cambio Telaio
from: to: Gearbox Chassis

100 10.79 07.85 - -

2.1 5T Turbo

125 10.79 01.88 - -

2.1 Turbo

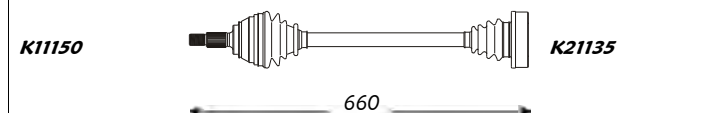
134 10.79 01.88 - -

2.23

101 08.84 07.85 - -

2.23

121 08.85 12.87 - -



Outer Joint	Driveshaft	Inner Joint
AU1013 AU1084 abs 96	AU3153 AU3183 abs 96	AU2012

Note : -

A	B	C	D	F	H	Fig	N	O	P	Q	R	S	T	Fig
26	28	56.6	98	M22x1.5	84	1	-	28	-	108	-	-	-	4



Inner Joint	Driveshaft	Outer Joint
AU2012	AU3153 AU3183 abs 96	AU1013 AU1084 abs 96

A	B	C	D	F	H	Fig	N	O	P	Q	R	S	T	Fig
26	25	56.5	90	M22x1.5	85	1	-	28	-	108	-	-	-	4

2.1 5E Aut.

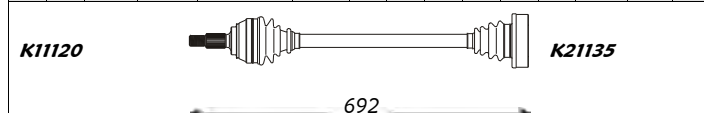
100 10.79 07.85 - -

2.1 Turbo Aut.

134 10.79 01.88 - -

2.23 Aut.

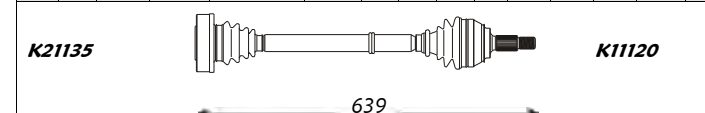
101 08.84 07.85 - -



Outer Joint	Driveshaft	Inner Joint
AU1008 AU1092 abs 96	AU3231 AU3233 abs 96	AU2012

Note : -

A	B	C	D	F	H	Fig	N	O	P	Q	R	S	T	Fig
26	25	56.5	90	M22x1.5	85	1	-	28	-	108	-	-	-	4



Inner Joint	Driveshaft	Outer Joint
AU2012	AU3232 AU3234 abs 96	AU1008 AU1092 abs 96



Sinistra / Left

Audi

Destra / Right



200/Avant (Serie 43/44 - Front)

A	B	C	D	F	H	Fig	N	O	P	Q	R	S	T	Fig
26	28	56.6	98	M22x1.5	84	1	-	28	-	108	-	-	-	4

kW	da:	a:	Cambio	Telaio
	from:	to:	Gearbox	Chassis
125	10.79	01.88	-	-
121	08.85	12.87	-	-

A	B	C	D	F	H	Fig	N	O	P	Q	R	S	T	Fig
26	28	56.6	98	M22x1.5	84	1	-	28	-	108	-	-	-	4

K11120



K21135



Outer Joint

Driveshaft

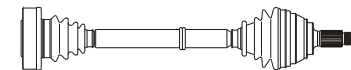
Inner Joint

AU1013														
AU1112	abs 45													
AU1084	abs 96													

AU2012

Note : -

K21135



K11120



Inner Joint

Driveshaft

Outer Joint

AU2012														

AU3354

AU3295 abs 45

AU3356 abs 96

AU1013

AU1112 abs 45

AU1084 abs 96


200/Avant (Serie 44 - Front)

A	B	C	D	F	H	Fig	N	O	P	Q	R	S	T	Fig
26	28	56.6	98	M22x1.5	84	1	-	28	-	108	-	-	-	4


kW	da:	a:	Cambio	Telaio
	from:	to:	Gearbox	Chassis
100	10.79	07.85	-	-
125	10.79	01.88	-	-
134	10.79	01.88	-	-
101	08.84	07.85	-	-
121	08.85	12.87	-	-

A	B	C	D	F	H	Fig	N	O	P	Q	R	S	T	Fig
26	28	56.6	98	M22x1.5	84	1	-	28	-	108	-	-	-	4

K11150



K21135



Outer Joint

Driveshaft


Inner Joint

AU1013														
AU1084	abs 96													


AU2012

Note : -

K21135



K11150



Inner Joint

Driveshaft

Outer Joint

AU2012														

AU3153

AU3183 abs 96

AU1013


AU1084 abs 96

A	B	C	D	F	H	Fig	N	O	P	Q	R	S	T	Fig
38	28	59.5	98	M16x1.5	34	1	-	28	-	108	-	-	-	4


121	01.88	11.90	-	-
-----	-------	-------	---	---

A	B	C	D	F	H	Fig	N	O	P	Q	R	S	T	Fig
38	28	59.5	98	M16x1.5	34	1	-	28	-	108	-	-	-	4

K11145



K21135



Outer Joint

Driveshaft

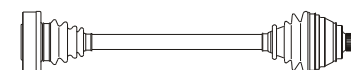
Inner Joint

AU1106														
AU1107	abs 45													

AU2012

Note : -

K21135



K11145



Inner Joint

Driveshaft

Outer Joint

AU2012														

AU3192

AU3193 abs 45

AU1106


AU1107 abs 45

A	B	C	D	F	H	Fig	N	O	P	Q	R	S	T	Fig
26	25	56.5	90	M22x1.5	85	1	-	28	-	108	-	-	-	4


100	10.79	07.85	-	-
134	10.79	01.88	-	-
101	08.84	07.85	-	-

A	B	C	D	F	H	Fig	N	O	P	Q	R	S	T	Fig
26	25	56.5	90	M22x1.5	85	1	-	28	-	108	-	-	-	4

K11120



K21135



Outer Joint

Driveshaft

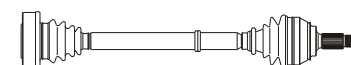
Inner Joint

AU1008														
AU1092	abs 96													


AU2012

Note : -

K21135



K11120



Inner Joint

Driveshaft

Outer Joint

AU2012														

AU3232

AU3234 abs 96

AU1008

AU1092 abs 96



Sinistra / Left

Audi

Destra / Right



200/Avant (Serie 44 - Front)

A	B	C	D	F	H	Fig	N	O	P	Q	R	S	T	Fig
26	28	56.6	98	M22x1.5	84	1	-	28	-	108	-	-	-	4

kW	da: from:	a: to:	Cambio Gearbox	Telaio Chassis
125	10.79	01.88	-	-
121	08.85	12.87	-	-

A	B	C	D	F	H	Fig	N	O	P	Q	R	S	T	Fig
26	28	56.6	98	M22x1.5	84	1	-	28	-	108	-	-	-	4

K11120



K21135



Outer Joint

Driveshaft

Inner Joint

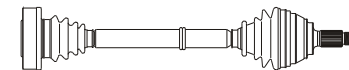
AU1013
AU1112 abs 45
AU1084 abs 96

AU3353
AU3294 abs 45
AU3355 abs 96

AU2012

Note: -

K21135



K11120



Inner Joint

Driveshaft

Outer Joint

AU2012

AU3354
AU3295 abs 45
AU3356 abs 96

AU1013
AU1112 abs 45
AU1084 abs 96

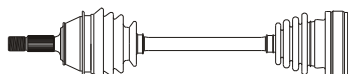
50 (Serie 86 - Front)

A	B	C	D	F	H	Fig	N	O	P	Q	R	S	T	Fig
20	25	45.5	77	M20x1.5	74	3	-	33	-	92	-	-	-	4

kW	da: from:	a: to:	Cambio Gearbox	Telaio Chassis
37/44	08.74	04.78	-	-
44	08.74	04.78	-	-

A	B	C	D	F	H	Fig	N	O	P	Q	R	S	T	Fig
20	25	45.5	77	M20x1.5	74	3	-	33	-	92	-	-	-	4

K11100



K21103



Outer Joint

Driveshaft

Inner Joint

AU1001

AU3001

AU2002

Note: -

K21103



K11100



Inner Joint

Driveshaft

Outer Joint

AU2002

AU3002

AU1001


80/Avant - Quattro (Serie 81,85,B2 - Front)

A	B	C	D	F	H	Fig	N	O	P	Q	R	S	T	Fig
22	30	51	90	M20x1.5	78	3	-	33	-	100	-	-	-	4

kW	da: from:	a: to:	Cambio Gearbox	Telaio Chassis
66/82	08.82	07.86	-	-

A	B	C	D	F	H	Fig	N	O	P	Q	R	S	T	Fig
22	30	51	90	M20x1.5	78	3	-	33	-	100	-	-	-	4

K12935



K21137



Outer Joint

Driveshaft

Inner Joint

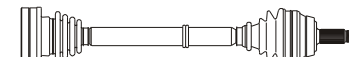
AU1005
AU1081 abs 96

AU3017
AU3019 abs 96


AU2005

Note: -

K21137



K12935



Inner Joint

Driveshaft

Outer Joint

AU2005

AU3018
AU3020 abs 96

AU1005
AU1081 abs 96



Sinistra / Left

Audi

Destra / Right



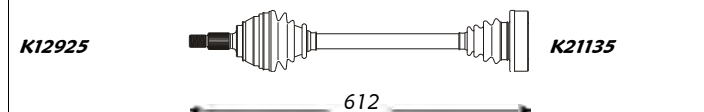
80/Avant - Quattro (Serie 81,85,B2 - Rear)

<i>kW</i>	<i>da:</i>	<i>a:</i>	<i>Cambio</i>	<i>Telaio</i>
	<i>from:</i>	<i>to:</i>	<i>Gearbox</i>	<i>Chassis</i>

A	B	C	D	F	H	Fig	N	O	P	Q	R	S	T	Fig
26	28	56.6	98	M22x1.5	84	1	-	28	-	108	-	-	-	4

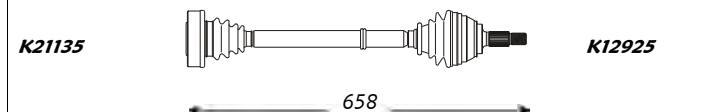
1.8	66/82	08.82	03.85	-	-
-----	-------	-------	-------	---	---

A	B	C	D	F	H	Fig	N	O	P	Q	R	S	T	Fig
26	28	56.6	98	M22x1.5	84	1	-	28	-	108	-	-	-	4



Outer Joint	Driveshaft	Inner Joint
AU1013 AU1084 abs 96	AU3104 AU3110 abs 96	AU2012

Note : -



Inner Joint	Driveshaft	Outer Joint
AU2012	AU3105 AU3111 abs 96	AU1013 AU1084 abs 96

A	B	C	D	F	H	Fig	N	O	P	Q	R	S	T	Fig
38	25	59.6	90	M16x1.5	34	1	-	28	-	108	-	-	-	4


2.2 S2	169	02.93	12.94	-	-
--------	-----	-------	-------	---	---

A	B	C	D	F	H	Fig	N	O	P	Q	R	S	T	Fig
38	25	59.6	90	M16x1.5	34	1	-	28	-	108	-	-	-	4



Outer Joint	Driveshaft	Inner Joint
AU1012 abs 45	AU3133 abs 45	AU2012

Note : -



Inner Joint	Driveshaft	Outer Joint
AU2012	AU3133 abs 45	AU1012 abs 45

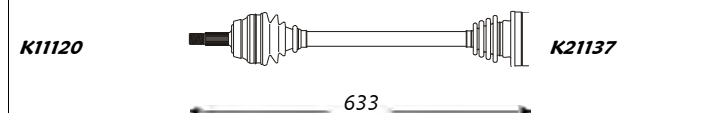
80/Avant - Quattro (Serie 89Q,8A - Front)

<i>kW</i>	<i>da:</i>	<i>a:</i>	<i>Cambio</i>	<i>Telaio</i>
	<i>from:</i>	<i>to:</i>	<i>Gearbox</i>	<i>Chassis</i>

A	B	C	D	F	H	Fig	N	O	P	Q	R	S	T	Fig
22	30	51	90	M20x1.5	78	3	-	33	-	100	-	-	-	4

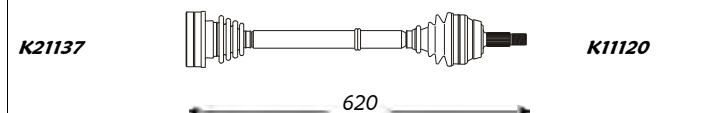
1.8	65/66	08.86	03.88	-	-
2.3 E	98	09.86	03.88	-	-

A	B	C	D	F	H	Fig	N	O	P	Q	R	S	T	Fig
22	30	51	90	M20x1.5	78	3	-	33	-	100	-	-	-	4



Outer Joint	Driveshaft	Inner Joint
AU1005 AU1081 abs 96	AU3069 AU3071 abs 96	AU2005

Note : -




Inner Joint	Driveshaft	Outer Joint
AU2005	AU3070 AU3072 abs 96	AU1005 AU1081 abs 96

A	B	C	D	F	H	Fig	N	O	P	Q	R	S	T	Fig
33	30	53	88	M14x1.5	30	3	-	33	-	100	-	-	-	4

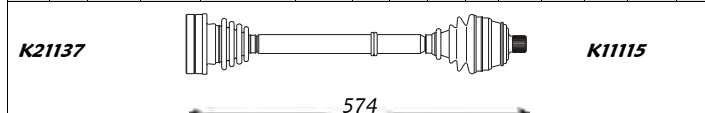
1.8	65/66	04.88	09.91	-	-
-----	-------	-------	-------	---	---

A	B	C	D	F	H	Fig	N	O	P	Q	R	S	T	Fig
33	30	53	88	M14x1.5	30	3	-	33	-	100	-	-	-	4



Outer Joint	Driveshaft	Inner Joint
AU1074 AU1068 abs 45	AU3120 AU3122 abs 45	AU2005

Note : -



Inner Joint	Driveshaft	Outer Joint
AU2005	AU3121 AU3123 abs 45	AU1074 AU1068 abs 45



Sinistra / Left

Audi

Destra / Right




80/Avant - Quattro (Serie 89Q,8A - Front)

A	B	C	D	F	H	Fig	N	O	P	Q	R	S	T	Fig
33	30	53	88	M14x1.5	30	3	-	33	-	100	-	-	-	4

kW	da: from:	a: to:	Cambio Gearbox	Telaio Chassis
2.0	82/85	10.90 08.91	- -	
2.0 E	83	08.88 09.90	- -	
2.0 E 16V	101	03.90 08.91	- -	
2.0 E Ø15"	85	09.91 12.94	- -	

A	B	C	D	F	H	Fig	N	O	P	Q	R	S	T	Fig
33	30	53	88	M14x1.5	30	3	-	33	-	100	-	-	-	4

K11115



K21137

585

Outer Joint

Driveshaft

Inner Joint

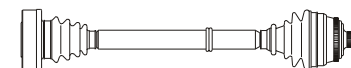
AU1068 abs 45

AU3122 abs 45

AU2005

Note : -

K21137



K11115

574

Inner Joint

Driveshaft

Outer Joint

AU2005

AU3123 abs 45

AU1068 abs 45


80/Avant - Quattro (Serie 89Q,8A - Rear)

A	B	C	D	F	H	Fig	N	O	P	Q	R	S	T	Fig
26	25	56.5	90	M22x1.5	85	1	-	33	-	94	-	-	-	4

kW	da: from:	a: to:	Cambio Gearbox	Telaio Chassis
1.8	65/66	04.85 03.88	- -	

A	B	C	D	F	H	Fig	N	O	P	Q	R	S	T	Fig
26	25	56.5	90	M22x1.5	85	1	-	33	-	94	-	-	-	4

K11120



K22923

619

Outer Joint

Driveshaft

Inner Joint

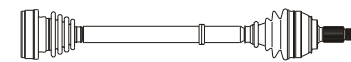
AU1008
AU1092 abs 96

AU3112
AU3157 abs 96

AU2003

Note : 4 Cyl

K22923



K11120

655

Inner Joint

Driveshaft

Outer Joint

AU2003

AU3113
AU3158 abs 96

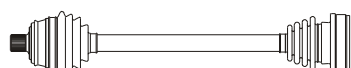
AU1008
AU1092 abs 96

A	B	C	D	F	H	Fig	N	O	P	Q	R	S	T	Fig
33	30	53	81	M14x1.5	30	3	-	33	-	94	-	-	-	4

kW	da: from:	a: to:	Cambio Gearbox	Telaio Chassis
1.8	65/66	04.88 09.91	- -	

A	B	C	D	F	H	Fig	N	O	P	Q	R	S	T	Fig
33	30	53	81	M14x1.5	30	3	-	33	-	94	-	-	-	4

K11105



K22923

556

Outer Joint

Driveshaft

Inner Joint


AU1055
AU1056 abs 45

AU3340
AU3163 abs 45

AU2003

Note : -

K22923



K11105

598

Inner Joint

Driveshaft

Outer Joint

AU2003

AU3341
AU3164 abs 45


AU1055
AU1056 abs 45

A	B	C	D	F	H	Fig	N	O	P	Q	R	S	T	Fig
26	25	56.5	90	M22x1.5	85	1	-	33	-	100	-	-	-	4

kW	da: from:	a: to:	Cambio Gearbox	Telaio Chassis
2.0	84	04.85 03.88	- -	
2.2	100	04.85 03.88	- -	

A	B	C	D	F	H	Fig	N	O	P	Q	R	S	T	Fig
26	25	56.5	90	M22x1.5	85	1	-	33	-	100	-	-	-	4

K11120



K21137

618

Outer Joint

Driveshaft

Inner Joint

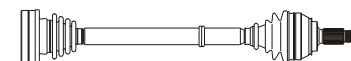
AU1008
AU1092 abs 96

AU3159
AU3161 abs 96

AU2005

Note : 5 Cyl

K21137



K11120

655

Inner Joint

Driveshaft

Outer Joint

AU2005

AU3160
AU3162 abs 96

AU1008
AU1092 abs 96



Sinistra / Left

Audi

Destra / Right



80/Avant - Quattro (Serie 89Q,8A - Rear)

A	B	C	D	F	H	Fig	N	O	P	Q	R	S	T	Fig	kW	da: from:	a: to:	Cambio Gearbox	Telaio Chassis	A	B	C	D	F	H	Fig	N	O	P	Q	R	S	T	Fig	
33	30	53	81	M14x1.5	30	3	-	33	-	94	-	-	-	4	2.0	82/85	10.90	08.91	-	-	33	30	53	81	M14x1.5	30	3	-	33	-	94	-	-	-	4
<p>K11105 K22923</p> <p style="text-align:center">556</p>															<p>K22923 K11105</p> <p style="text-align:center">598</p>																				
Outer Joint			Driveshaft				Inner Joint				Inner Joint			Driveshaft				Outer Joint																	
AU1056 abs 45			AU3163 abs 45				AU2003				AU2003			AU3164 abs 45				AU1056 abs 45																	
Note : -																																			

80/Avant - Quattro (Serie 8C,B4 - Front)

A	B	C	D	F	H	Fig	N	O	P	Q	R	S	T	Fig	kW	da: from:	a: to:	Cambio Gearbox	Telaio Chassis	A	B	C	D	F	H	Fig	N	O	P	Q	R	S	T	Fig	
38	25	59.6	90	M16x1.5	34	1	-	33	-	100	-	-	-	4	2.0 E	85	07.92	01.96	-	-	38	25	59.6	90	M16x1.5	34	1	-	33	-	100	-	-	-	4
<p style="text-align:center">593</p>															<p style="text-align:center">593</p>																				
Outer Joint			Driveshaft				Inner Joint				Inner Joint			Driveshaft				Outer Joint																	
AU1012 abs 45			AU3132 abs 45				AU2005				AU2005			AU3132 abs 45				AU1012 abs 45																	
Note : -																																			

A	B	C	D	F	H	Fig	N	O	P	Q	R	S	T	Fig	kW	da: from:	a: to:	Cambio Gearbox	Telaio Chassis	A	B	C	D	F	H	Fig	N	O	P	Q	R	S	T	Fig	
33	30	53	88	M14x1.5	30	3	-	33	-	100	-	-	-	4	2.0	82/85	10.90	08.91	-	-	33	30	53	88	M14x1.5	30	3	-	33	-	100	-	-	-	4
<p>K11115 K21137</p> <p style="text-align:center">585</p>															<p>K21137 K11115</p> <p style="text-align:center">574</p>																				
Outer Joint			Driveshaft				Inner Joint				Inner Joint			Driveshaft				Outer Joint																	
AU1068 abs 45			AU3122 abs 45				AU2005				AU2005			AU3123 abs 45				AU1068 abs 45																	
Note : Wheels 15"																																			

A	B	C	D	F	H	Fig	N	O	P	Q	R	S	T	Fig	kW	da: from:	a: to:	Cambio Gearbox	Telaio Chassis	A	B	C	D	F	H	Fig	N	O	P	Q	R	S	T	Fig	
38	30	59.6	88	M16x1.5	34	3	-	33	-	100	-	-	-	-	2.0 E Ø16"	103	09.91	12.94	-	-	38	30	59.6	88	M16x1.5	34	3	-	33	-	100	-	-	-	-
<p>K11135 K21137</p>															<p>K21137 K11135</p>																				
Outer Joint			Driveshaft				Inner Joint				Inner Joint			Driveshaft				Outer Joint																	
AU1114 abs 45			AU3357 abs 45				AU2005				AU2005			AU3358 abs 45				AU1114 abs 45																	
Note : -																																			



Sinistra / Left

Audi

Destra / Right



80/Avant - Quattro (Serie 8C,B4 - Front)

A	B	C	D	F	H	Fig	N	O	P	Q	R	S	T	Fig
38	27	59.6	98	M16x1.5	34	3	-	28	-	108	-	-	-	4

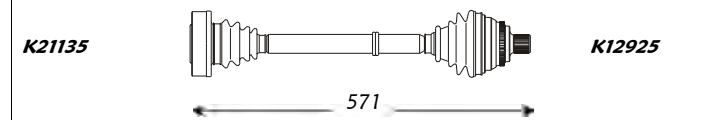
kW	da: from:	a: to:	Cambio Gearbox	Telaio Chassis
2.2 S2	169	02.93 12.94	-	-

A	B	C	D	F	H	Fig	N	O	P	Q	R	S	T	Fig
38	27	59.6	98	M16x1.5	34	3	-	28	-	108	-	-	-	4



Outer Joint	Driveshaft	Inner Joint
AU1010 abs 45	AU3108 abs 45	AU2012

Note : -



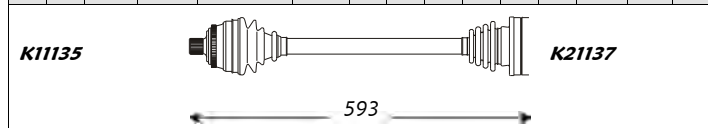
Inner Joint	Driveshaft	Outer Joint
AU2012	AU3109 abs 45	AU1010 abs 45

80/Avant - Quattro (Serie 8C,B4 - Rear)

A	B	C	D	F	H	Fig	N	O	P	Q	R	S	T	Fig
33	30	53	88	M14x1.5	30	3	-	33	-	100	-	-	-	4


kW	da: from:	a: to:	Cambio Gearbox	Telaio Chassis
2.0 E	85	07.92 01.96	-	-
2.0 E 16V	103	02.93 01.96	-	-
2.3 E	98	07.92 01.96	-	-
2.6 V6	110	06.92 12.94	-	-
2.8	128	09.91 12.94	-	-

A	B	C	D	F	H	Fig	N	O	P	Q	R	S	T	Fig
33	30	53	88	M14x1.5	30	3	-	33	-	100	-	-	-	4



Outer Joint	Driveshaft	Inner Joint
AU1119 abs 45	AU3263 abs 45	AU2005

Note : -




Inner Joint	Driveshaft	Outer Joint
AU2005	AU3263 abs 45	AU1119 abs 45

80/Avant - Quattro (Serie B3,B4 - Front)

A	B	C	D	F	H	Fig	N	O	P	Q	R	S	T	Fig
33	30	53	88	M14x1.5	30	3	-	33	-	100	-	-	-	4

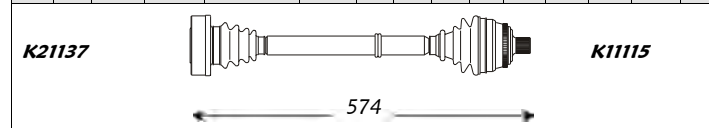
kW	da: from:	a: to:	Cambio Gearbox	Telaio Chassis
2.0	82/85	10.90 08.91	-	-
2.0 E	83	08.88 09.90	-	-
2.0 E 16V	101	03.90 08.91	-	-
2.0 E Ø15"	85	09.91 12.94	-	-

A	B	C	D	F	H	Fig	N	O	P	Q	R	S	T	Fig
33	30	53	88	M14x1.5	30	3	-	33	-	100	-	-	-	4



Outer Joint	Driveshaft	Inner Joint
AU1068 abs 45	AU3122 abs 45	AU2005

Note : -



Inner Joint	Driveshaft	Outer Joint
AU2005	AU3123 abs 45	AU1068 abs 45



Sinistra / Left

Audi

Destra / Right

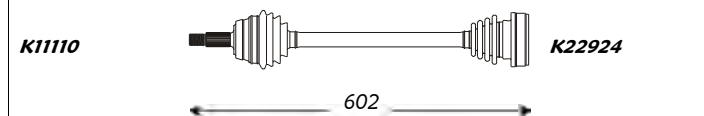


80/Avant (Serie 80,82,B1 - Front)

A	B	C	D	F	H	Fig	N	O	P	Q	R	S	T	Fig
22	30	51	81	M20x1.5	79	1	-	33	-	94	-	-	-	-

kW	da:	a:	Cambio	Telaio
	from:	to:	Gearbox	Chassis
1.3	44	05.72	07.78	-
1.5	55/62	09.73	08.75	-
1.6	55/62	09.73	07.78	-
1.6 GT	74	09.73	07.78	-
1.6 GTE	81	09.73	07.78	-

A	B	C	D	F	H	Fig	N	O	P	Q	R	S	T	Fig
22	30	51	81	M20x1.5	79	1	-	33	-	94	-	-	-	-



Outer Joint	Driveshaft	Inner Joint
AU1003	AU3004	AU2003

Note : -

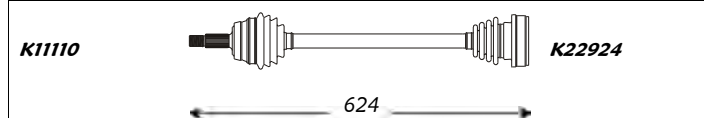


Inner Joint	Driveshaft	Outer Joint
AU2003	AU3004	AU1003

A	B	C	D	F	H	Fig	N	O	P	Q	R	S	T	Fig
22	30	51	81	M20x1.5	79	1	-	33	-	94	-	-	-	4

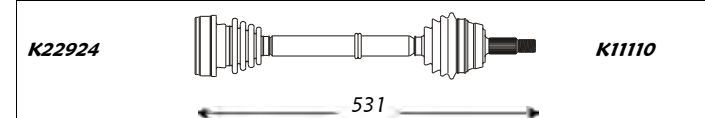
1.3 Aut.	44	05.72	11.73	-
1.5 Aut.	55/62	05.72	11.73	-

A	B	C	D	F	H	Fig	N	O	P	Q	R	S	T	Fig
22	30	51	81	M20x1.5	79	1	-	33	-	94	-	-	-	4



Outer Joint	Driveshaft	Inner Joint
AU1003	AU3257	AU2003

Note : -




Inner Joint	Driveshaft	Outer Joint
AU2003	AU3258	AU1003

A	B	C	D	F	H	Fig	N	O	P	Q	R	S	T	Fig
22	30	51	81	M20x1.5	79	1	-	33	-	94	-	-	-	4

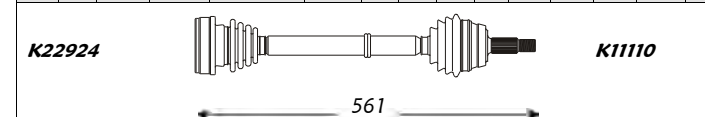
1.3 Aut.	44	12.73	07.78	-
1.5 Aut.	55/62	12.73	08.75	-
1.6 Aut.	55/62	12.73	07.78	-
1.6 GT Aut.	74	12.73	07.78	-
1.6 GTE Aut.	81	12.73	07.78	-

A	B	C	D	F	H	Fig	N	O	P	Q	R	S	T	Fig
22	30	51	81	M20x1.5	79	1	-	33	-	94	-	-	-	4



Outer Joint	Driveshaft	Inner Joint
AU1003	AU3259	AU2003

Note : -



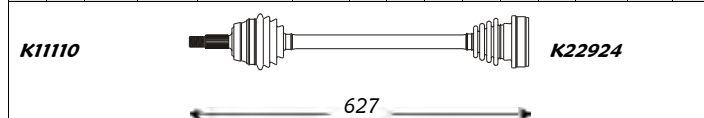
Inner Joint	Driveshaft	Outer Joint
AU2003	AU3260	AU1003

80/Avant (Serie 81,85,B2 - Front)

A	B	C	D	F	H	Fig	N	O	P	Q	R	S	T	Fig
22	30	51	81	M20x1.5	79	3	-	33	-	94	-	-	-	4

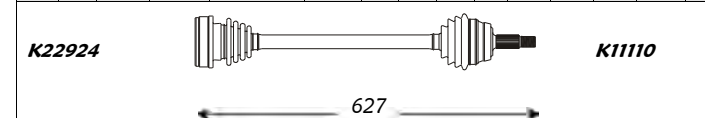
kW	da:	a:	Cambio	Telaio
	from:	to:	Gearbox	Chassis
1.3	40/44	08.78	03.87	-
1.6	55/81	08.78	07.86	-
1.6	55	08.80	03.87	-
1.6 D	40	08.80	03.87	-
1.6 TD	51	02.82	02.87	-
1.8	66	01.83	03.87	-
1.8 D	66	01.83	03.87	-

A	B	C	D	F	H	Fig	N	O	P	Q	R	S	T	Fig
22	30	51	81	M20x1.5	79	3	-	33	-	94	-	-	-	4



Outer Joint	Driveshaft	Inner Joint
AU1004	AU3005	AU2003

Note : -



Inner Joint	Driveshaft	Outer Joint
AU2003	AU3005	AU1004



Sinistra / Left

Audi

Destra / Right



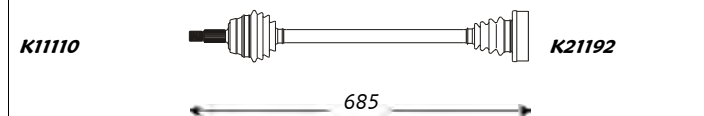
80/Avant (Serie 81,85,B2 - Front)

kW	da:	a:	Cambio	Telaio
	from:	to:	Gearbox	Chassis

A	B	C	D	F	H	Fig	N	O	P	Q	R	S	T	Fig
22	30	51	81	M20x1.5	79	3	-	33	-	94	-	-	-	4

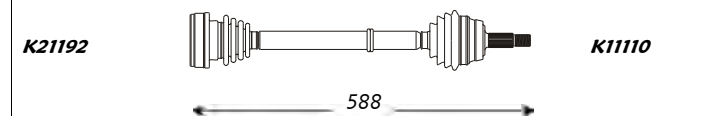
1.6 Aut.	48/63	09.78	08.84	-	-
1.6 Aut.	55	06.84	08.86	-	-
1.6 D Aut.	40	08.80	03.87	-	-
1.6 TD Aut.	51	08.81	05.86	-	-
1.8 Aut.	66	06.84	03.87	-	-

A	B	C	D	F	H	Fig	N	O	P	Q	R	S	T	Fig
22	30	51	81	M20x1.5	79	3	-	33	-	94	-	-	-	4



Outer Joint	Driveshaft	Inner Joint
AU1004	AU3261	AU2003

Note : -

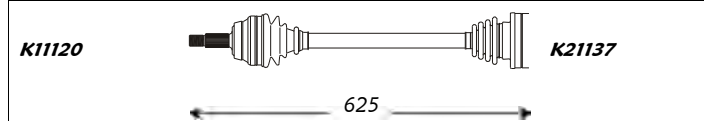


Inner Joint	Driveshaft	Outer Joint
AU2003	AU3262	AU1004

A	B	C	D	F	H	Fig	N	O	P	Q	R	S	T	Fig
22	30	51	90	M20x1.5	78	3	-	33	-	100	-	-	-	4

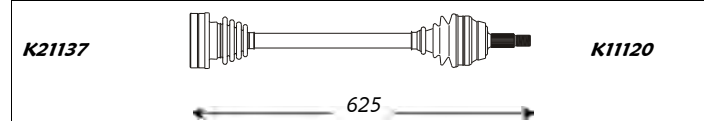
1.8 GTE	82	12.82	08.86	-	-
---------	----	-------	-------	---	---

A	B	C	D	F	H	Fig	N	O	P	Q	R	S	T	Fig
22	30	51	90	M20x1.5	78	3	-	33	-	100	-	-	-	4



Outer Joint	Driveshaft	Inner Joint
AU1005	AU3083	AU2005

Note : -

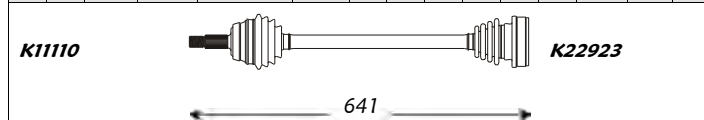


Inner Joint	Driveshaft	Outer Joint
AU2005	AU3083	AU1005

A	B	C	D	F	H	Fig	N	O	P	Q	R	S	T	Fig
22	30	51	81	M20x1.5	79	3	-	33	-	94	-	-	-	4

1.9 D	85	08.81	11.82	5 Sp.	-
2.2	79/85	08.80	12.82	-	-

A	B	C	D	F	H	Fig	N	O	P	Q	R	S	T	Fig
22	30	51	81	M20x1.5	79	3	-	33	-	94	-	-	-	4



Outer Joint	Driveshaft	Inner Joint
AU1004	AU3013	AU2003

Note : -

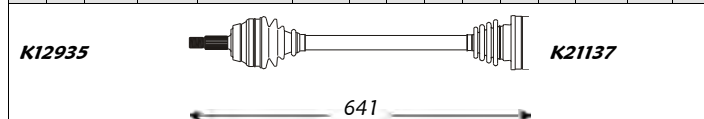


Inner Joint	Driveshaft	Outer Joint
AU2003	AU3014	AU1004

A	B	C	D	F	H	Fig	N	O	P	Q	R	S	T	Fig
22	30	51	90	M20x1.5	78	3	-	33	-	100	-	-	-	4

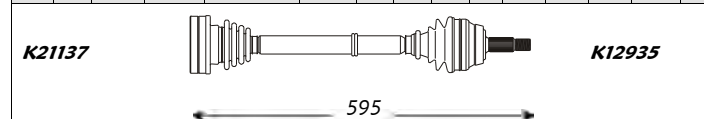
1.9 D	85	12.82	07.83	5 Sp.	-
2.0	84	08.83	03.87	-	-
2.0 D	85	08.83	03.87	5 Sp.	-
2.2	79/85	01.83	08.83	-	-
2.3	85	01.85	03.87	-	-

A	B	C	D	F	H	Fig	N	O	P	Q	R	S	T	Fig
22	30	51	90	M20x1.5	78	3	-	33	-	100	-	-	-	4



Outer Joint	Driveshaft	Inner Joint
AU1005	AU3017	AU2005

Note : -



Inner Joint	Driveshaft	Outer Joint
AU2005	AU3018	AU1005



Sinistra / Left

Audi

Destra / Right



80/Avant (Serie 81,85,B2 - Front)

A	B	C	D	F	H	Fig	N	O	P	Q	R	S	T	Fig
22	30	51	81	M20x1.5	79	3	-	33	-	94	-	-	-	4

1.9 D Aut.
2.2 Aut.

kW da: a: Cambio Telaio
from: to: Gearbox Chassis

85 08.81 11.82 5 Sp. -
79/85 08.80 12.82 - -

K11110  **K22924**

680

Outer Joint Driveshaft Inner Joint

AU1004 **AU3218** AU2003

Note : -

A	B	C	D	F	H	Fig	N	O	P	Q	R	S	T	Fig
22	30	51	90	M20x1.5	78	3	-	33	-	100	-	-	-	4

K12935  **K21137**

676

Outer Joint Driveshaft Inner Joint

AU1005 **AU3265** AU2005

Note : -

A	B	C	D	F	H	Fig	N	O	P	Q	R	S	T	Fig
22	30	51	81	M20x1.5	79	3	-	33	-	94	-	-	-	4

K22924  **K11110**


582

Inner Joint Driveshaft Outer Joint

AU2003 **AU3219** AU1004

80/Avant (Serie 89Q,8A - Front)

A	B	C	D	F	H	Fig	N	O	P	Q	R	S	T	Fig
22	30	51	81	M20x1.5	79	3	-	33	-	94	-	-	-	4

K11110  **K22924**

630

Outer Joint Driveshaft Inner Joint

AU1004 **AU3006** AU2003
AU1054 abs 96 **AU3008** abs 96

Note : -

A	B	C	D	F	H	Fig	N	O	P	Q	R	S	T	Fig
33	30	53	81	M14x1.5	30	3	-	33	-	94	-	-	-	4

K11110  **K22924**

584

Outer Joint Driveshaft Inner Joint

AU1055 **AU3088** AU2003
AU1056 abs 45 **AU3010** abs 45

Note : -

kW da: a: Cambio Telaio
from: to: Gearbox Chassis

1.6 51/55 09.86 04.88 - -
1.6 D 40 04.87 04.88 - -
1.6 TD 51 02.87 04.88 - -
1.8 55/66 09.86 04.88 - -
1.8 E 66 09.86 04.88 - -
1.9 E 83 09.86 04.88 - -
2.0 84 04.87 04.88 - -

A	B	C	D	F	H	Fig	N	O	P	Q	R	S	T	Fig
22	30	51	81	M20x1.5	79	3	-	33	-	94	-	-	-	4

K22924  **K11110**

618

Inner Joint Driveshaft Outer Joint

AU2003 **AU3007** AU1004
AU3009 abs 96 AU1054 abs 96

A	B	C	D	F	H	Fig	N	O	P	Q	R	S	T	Fig
33	30	53	81	M14x1.5	30	3	-	33	-	94	-	-	-	4

K22924  **K11110**

572

Inner Joint Driveshaft Outer Joint

AU2003 **AU3089** AU1055
AU3011 abs 45 AU1056 abs 45



Sinistra / Left

Audi

Destra / Right




80/Avant (Serie 89Q,8A - Front)

<i>kW</i>	<i>da:</i>	<i>a:</i>	<i>Cambio</i>	<i>Telaio</i>
	<i>from:</i>	<i>to:</i>	<i>Gearbox</i>	<i>Chassis</i>

A	B	C	D	F	H	Fig	N	O	P	Q	R	S	T	Fig
33	30	53	88	M14x1.5	30	3	-	33	-	100	-	-	-	4

1.6	75	08.90	12.91	-	-
1.6 E	52	01.92	07.94	-	-
1.8 E	82	05.88	12.91	-	-
1.9 TD	55	01.92	07.94	-	-
2.0	84	05.88	07.94	-	-
2.0 Air Cond.	81/85	04.87	12.91	-	-
2.0 E	83/85	05.88	07.94	-	-
2.0 E	66	01.92	07.94	-	-

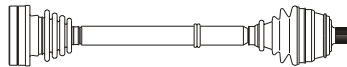
A	B	C	D	F	H	Fig	N	O	P	Q	R	S	T	Fig
33	30	53	88	M14x1.5	30	3	-	33	-	100	-	-	-	4

K11115  **K21137**

585

Outer Joint	Driveshaft	Inner Joint
AU1074 AU1068 abs 45	AU3120 AU3122 abs 45	AU2005

Note: -

K21137  **K11115**

574


Inner Joint	Driveshaft	Outer Joint
AU2005	AU3121 AU3123 abs 45	AU1074 AU1068 abs 45

A	B	C	D	F	H	Fig	N	O	P	Q	R	S	T	Fig
33	30	53	88	M14x1.5	30	3	-	33	-	100	-	-	-	4

1.6 Aut.	51	08.90	12.91	-	-
1.6 TD Aut.	59	08.89	12.91	-	-
1.8 Aut.	55/66	05.88	12.91	-	-
1.8 E Aut.	66	05.88	12.91	-	-
1.9 E Aut.	83	04.88	12.91	-	-
2.0 Aut.	84	08.88	10.91	-	-
2.0 E Aut.	83/85	08.88	10.91	-	-

Note: -

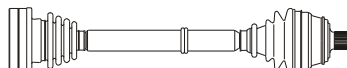
A	B	C	D	F	H	Fig	N	O	P	Q	R	S	T	Fig
33	30	53	88	M14x1.5	30	3	-	33	-	100	-	-	-	4

K11135  **K21137**

645

Outer Joint	Driveshaft	Inner Joint
AU1074 AU1068 abs 45	AU3272 AU3274 abs 45	AU2005

Note: -

K21137  **K11135**

530


Inner Joint	Driveshaft	Outer Joint
AU2005	AU3273 AU3275 abs 45	AU1074 AU1068 abs 45

A	B	C	D	F	H	Fig	N	O	P	Q	R	S	T	Fig
22	30	51	90	M20x1.5	78	3	-	33	-	100	-	-	-	4

1.8 Aut.	55/66	09.86	04.88	-	-
1.8 E Aut.	66	09.86	04.88	-	-
1.9 E Aut.	83	09.86	04.88	-	-
2.0 Aut.	84	09.86	04.88	-	-

Note: -

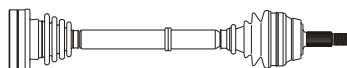
A	B	C	D	F	H	Fig	N	O	P	Q	R	S	T	Fig
22	30	51	90	M20x1.5	78	3	-	33	-	100	-	-	-	4

K12935  **K21137**

687

Outer Joint	Driveshaft	Inner Joint
AU1005 AU1081 abs 96	AU3202 AU3206 abs 96	AU2005

Note: -

K21137  **K12935**

577


Inner Joint	Driveshaft	Outer Joint
AU2005	AU3203 AU3207 abs 96	AU1005 AU1081 abs 96

A	B	C	D	F	H	Fig	N	O	P	Q	R	S	T	Fig
22	30	51	90	M20x1.5	78	3	-	33	-	100	-	-	-	4

1.8 GTE	82	09.86	04.88	-	-
1.9	83/85	09.86	04.88	-	-
2.0	81/85	04.87	04.88	-	-

Note: -

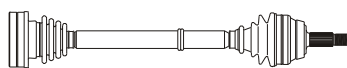
A	B	C	D	F	H	Fig	N	O	P	Q	R	S	T	Fig
22	30	51	90	M20x1.5	78	3	-	33	-	100	-	-	-	4

K11120  **K21137**

633

Outer Joint	Driveshaft	Inner Joint
AU1005 AU1081 abs 96	AU3069 AU3071 abs 96	AU2005

Note: -

K21137  **K11120**

620

Inner Joint	Driveshaft	Outer Joint
AU2005	AU3070 AU3072 abs 96	AU1005 AU1081 abs 96



Sinistra / Left


Audi

Destra / Right



80/Avant (Serie 89Q,8A - Front)

A	B	C	D	F	H	Fig	N	O	P	Q	R	S	T	Fig
33	30	53	88	M14x1.5	30	3	-	28	-	108	-	-	-	4

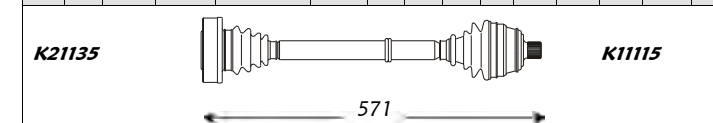


Outer Joint	Driveshaft	Inner Joint
AU1074 AU1068 abs 45	AU3188 AU3190 abs 45	AU2012

kW	da: from:	a: to:	Cambio Gearbox	Telaio Chassis
1.6	75	01.92 10.93	- -	-
2.0	118	08.88 12.91	- -	-
2.0 E 16V	103	03.90 07.94	- -	-
2.3 E	98	05.88 07.94	- -	-


Note : -

A	B	C	D	F	H	Fig	N	O	P	Q	R	S	T	Fig
33	30	53	88	M14x1.5	30	3	-	28	-	108	-	-	-	4



Inner Joint	Driveshaft	Outer Joint
AU2012	AU3189 AU3191 abs 45	AU1074 AU1068 abs 45

A	B	C	D	F	H	Fig	N	O	P	Q	R	S	T	Fig
33	30	53	88	M14x1.5	30	3	-	33	-	100	-	-	-	4

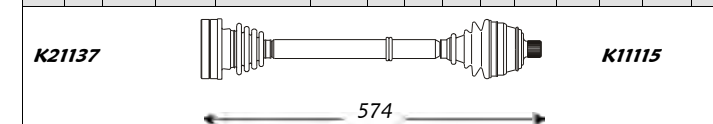


Outer Joint	Driveshaft	Inner Joint
AU1074 AU1068 abs 45	AU3120 AU3122 abs 45	AU2005

1.6	75	08.90 12.91	- -	-
1.6 E	52	01.92 07.94	- -	-
1.8 E	82	05.88 12.91	- -	-
1.9 TD	55	01.92 07.94	- -	-
2.0	84	05.88 07.94	- -	-
2.0 Air Cond.	81/85	04.87 12.91	- -	-
2.0 E	83/85	05.88 07.94	- -	-
2.0 E	66	01.92 07.94	- -	-

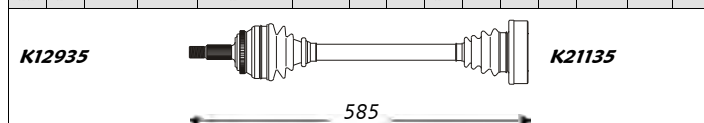
Note : Air Cond.

A	B	C	D	F	H	Fig	N	O	P	Q	R	S	T	Fig
33	30	53	88	M14x1.5	30	3	-	33	-	100	-	-	-	4



Inner Joint	Driveshaft	Outer Joint
AU2005	AU3121 AU3123 abs 45	AU1074 AU1068 abs 45

A	B	C	D	F	H	Fig	N	O	P	Q	R	S	T	Fig
22	25	51	90	M20x1.5	78	1	-	28	-	108	-	-	-	4

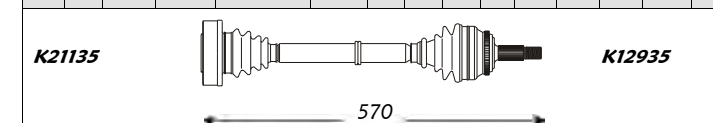


Outer Joint	Driveshaft	Inner Joint
AU1116 abs 96	AU3067 abs 96	AU2012

2.3	98	01.87 04.88	- -	-
-----	----	-------------	-----	---

Note : -


A	B	C	D	F	H	Fig	N	O	P	Q	R	S	T	Fig
22	25	51	90	M20x1.5	78	1	-	28	-	108	-	-	-	4



Inner Joint	Driveshaft	Outer Joint
AU2012	AU3068 abs 96	AU1116 abs 96

80/Avant (Serie 8C,B4 - Front)

A	B	C	D	F	H	Fig	N	O	P	Q	R	S	T	Fig
33	30	53	88	M14x1.5	30	3	-	33	-	94	-	-	-	4

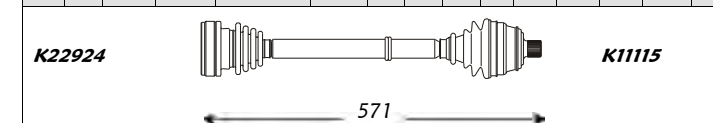


Outer Joint	Driveshaft	Inner Joint
AU1074 AU1068 abs 45	AU3015 AU3025 abs 45	AU2003

1.6	51/55	01.92 02.92	- -	-
-----	-------	-------------	-----	---

Note : -

A	B	C	D	F	H	Fig	N	O	P	Q	R	S	T	Fig
33	30	53	88	M14x1.5	30	3	-	33	-	94	-	-	-	4



Inner Joint	Driveshaft	Outer Joint
AU2003	AU3016 AU3026 abs 45	AU1074 AU1068 abs 45



Sinistra / Left

Audi

Destra / Right



80/Avant (Serie 8C,B4 - Front)


<i>kW</i>	<i>da:</i>	<i>a:</i>	<i>Cambio</i>	<i>Telaio</i>
	<i>from:</i>	<i>to:</i>	<i>Gearbox</i>	<i>Chassis</i>

A	B	C	D	F	H	Fig	N	O	P	Q	R	S	T	Fig
33	30	53	88	M14x1.5	30	3	-	28	-	108	-	-	-	4

1.6	75	01.92	10.93	-	-
2.0	118	08.88	12.91	-	-
2.0 E 16V	103	03.90	07.94	-	-
2.3 E	98	05.88	07.94	-	-

A	B	C	D	F	H	Fig	N	O	P	Q	R	S	T	Fig
33	30	53	88	M14x1.5	30	3	-	28	-	108	-	-	-	4

K11115



K21135

585

Outer Joint

Driveshaft

Inner Joint

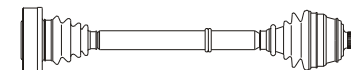
AU1074
AU1068 abs 45

AU3188
AU3190 abs 45

AU2012

Note : -

K21135



K11115

571

Inner Joint

Driveshaft

Outer Joint

AU2012

AU3189
AU3191 abs 45


AU1074
AU1068 abs 45

A	B	C	D	F	H	Fig	N	O	P	Q	R	S	T	Fig
33	30	53	88	M14x1.5	30	3	-	33	-	100	-	-	-	4

1.6	75	08.90	12.91	-	-
1.6 E	52	01.92	07.94	-	-
1.8 E	82	05.88	12.91	-	-
1.9 TD	55	01.92	07.94	-	-
2.0	84	05.88	07.94	-	-
2.0 Air Cond.	81/85	04.87	12.91	-	-
2.0 E	83/85	05.88	07.94	-	-
2.0 E	66	01.92	07.94	-	-

A	B	C	D	F	H	Fig	N	O	P	Q	R	S	T	Fig
33	30	53	88	M14x1.5	30	3	-	33	-	100	-	-	-	4

K11115



K21137

585

Outer Joint

Driveshaft

Inner Joint

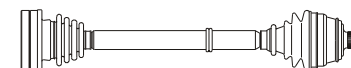
AU1074
AU1068 abs 45

AU3120
AU3122 abs 45

AU2005

Note : -

K21137



K11115

574

Inner Joint

Driveshaft

Outer Joint

AU2005

AU3121
AU3123 abs 45

AU1074
AU1068 abs 45

A	B	C	D	F	H	Fig	N	O	P	Q	R	S	T	Fig
33	30	53	88	M14x1.5	30	3	-	28	-	108	-	-	41	5

1.9 TD Aut.	55	09.91	07.94	-	-
2.0 E Aut.	66/103	09.91	07.94	4 Sp.	-
2.3 E Aut.	98/100	09.91	07.94	-	-

A	B	C	D	F	H	Fig	N	O	P	Q	R	S	T	Fig
33	30	53	88	M14x1.5	30	3	-	28	-	108	-	-	41	5

K11135



K21135

470

Outer Joint

Driveshaft

Inner Joint

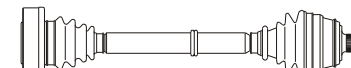
AU1074
AU1068 abs 45

AU3266
AU3268 abs 45

AU2012

Note : -

K21135



K11135

523

Inner Joint

Driveshaft

Outer Joint

AU2012

AU3267
AU3269 abs 45


AU1074
AU1068 abs 45

A	B	C	D	F	H	Fig	N	O	P	Q	R	S	T	Fig
33	30	53	88	M14x1.5	30	3	-		90	130	-	-	-	5

1.9 TDI	66	11.91	01.96	-	-
---------	----	-------	-------	---	---

A	B	C	D	F	H	Fig	N	O	P	Q	R	S	T	Fig
33	30	53	88	M14x1.5	30	3	-		90	130	-	-	-	5

K11135



570

Outer Joint

Driveshaft


Inner Joint

AU1074
AU1068 abs 45

AU3276
AU3100 abs 45

Note : -

K11135



K11135

556

Inner Joint

Driveshaft

Outer Joint

AU3277
AU3101 abs 45

AU1074
AU1068 abs 45



Sinistra / Left

Audi

Destra / Right



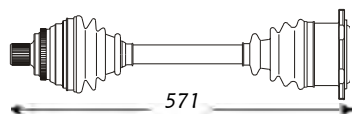
80/Avant (Serie 8C,B4 - Front)

A	B	C	D	F	H	Fig	N	O	P	Q	R	S	T	Fig
38	27	59.6	98	M16x1.5	34	3	-	-	-	130	-	-	-	5

kW	da:	a:	Cambio	Telaio
	from:	to:	Gearbox	Chassis
2.6	110	09.91	--	-
2.8	128	09.91	--	-

A	B	C	D	F	H	Fig	N	O	P	Q	R	S	T	Fig
38	27	59.6	98	M16x1.5	34	3	-	-	-	130	-	-	-	5

K11145



571

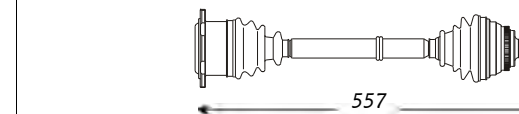
Outer Joint

Driveshaft

Inner Joint

AU1010 abs 45

AU3098 abs 45



557

Inner Joint

Driveshaft

Outer Joint

AU3099 abs 45

AU1010 abs 45

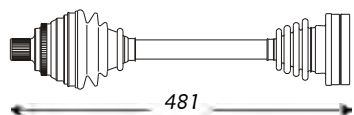
Note : -

A	B	C	D	F	H	Fig	N	O	P	Q	R	S	T	Fig
38	27	59.6	98	M16x1.5	34	3	-	33	-	100	-	-	41	5

2.6 V6 Aut.	110	07.92	07.94	-	-
2.8 V6 Aut.	128	09.91	07.94	-	-

A	B	C	D	F	H	Fig	N	O	P	Q	R	S	T	Fig
38	27	59.6	98	M16x1.5	34	3	-	33	-	100	-	-	41	5

K11145



481

Outer Joint

Driveshaft

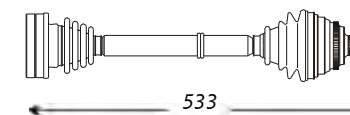
Inner Joint

AU1010 abs 45

AU3270 abs 45

AU2005

K21195



533

Inner Joint

Driveshaft

Outer Joint

AU2005

AU3271 abs 45

AU1010 abs 45

Note : -

80/Avant (Serie B3,B4 - Front)

A	B	C	D	F	H	Fig	N	O	P	Q	R	S	T	Fig
33	30	53	88	M14x1.5	30	3	-	33	-	100	-	-	-	4

kW	da:	a:	Cambio	Telaio
	from:	to:	Gearbox	Chassis
1.6	75	08.90	12.91	-
1.6 E	52	01.92	07.94	-
1.8 E	82	05.88	12.91	-
1.9 TD	55	01.92	07.94	-
2.0	84	05.88	07.94	-
2.0 Air Cond.	81/85	04.87	12.91	-
2.0 E	83/85	05.88	07.94	-
2.0 E	66	01.92	07.94	-

A	B	C	D	F	H	Fig	N	O	P	Q	R	S	T	Fig
33	30	53	88	M14x1.5	30	3	-	33	-	100	-	-	-	4

K11115



585

Outer Joint

Driveshaft

Inner Joint

AU1074

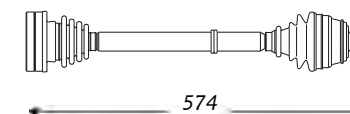
AU3120

AU2005

AU1068 abs 45

AU3122 abs 45

K21137



574

Inner Joint

Driveshaft

Outer Joint

AU2005

AU3121

AU3123 abs 45

AU1074

AU1068 abs 45

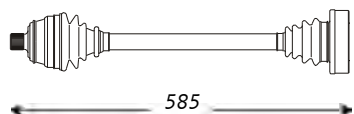
Note : -

A	B	C	D	F	H	Fig	N	O	P	Q	R	S	T	Fig
33	30	53	88	M14x1.5	30	3	-	28	-	108	-	-	-	4

1.6	75	01.92	10.93	-	-
2.0	118	08.88	12.91	-	-
2.0 E 16V	103	03.90	07.94	-	-
2.3 E	98	05.88	07.94	-	-

A	B	C	D	F	H	Fig	N	O	P	Q	R	S	T	Fig
33	30	53	88	M14x1.5	30	3	-	28	-	108	-	-	-	4

K11115



585

Outer Joint

Driveshaft

Inner Joint

AU1074

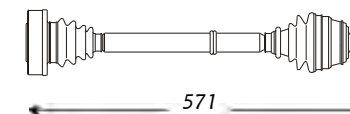
AU3188

AU2012

AU1068 abs 45

AU3190 abs 45

K21135



571

Inner Joint

Driveshaft

Outer Joint

AU2012

AU3189

AU3191 abs 45

AU1074

AU1068 abs 45

Note : -



Sinistra / Left

Audi

Destra / Right



90 (Serie 81,85,B2 - Front)

kW	da:	a:	Cambio	Telaio
	from:	to:	Gearbox	Chassis

A	B	C	D	F	H	Fig	N	O	P	Q	R	S	T	Fig
22	30	51	81	M20x1.5	79	3	-	33	-	94	-	-	-	4

1.6 TD	51	02.82	03.87	-	-
--------	----	-------	-------	---	---

A	B	C	D	F	H	Fig	N	O	P	Q	R	S	T	Fig
22	30	51	81	M20x1.5	79	3	-	33	-	94	-	-	-	4

1.6 TD Aut.	51	02.82	03.87	-	-
-------------	----	-------	-------	---	---



Outer Joint	Driveshaft	Inner Joint
AU1004	AU3005	AU2003

Note : -




Inner Joint	Driveshaft	Outer Joint
AU2003	AU3005	AU1004

A	B	C	D	F	H	Fig	N	O	P	Q	R	S	T	Fig
22	30	51	81	M20x1.5	79	3	-	33	-	94	-	-	-	4

2.0	83/86	08.83	03.87	-	-
-----	-------	-------	-------	---	---

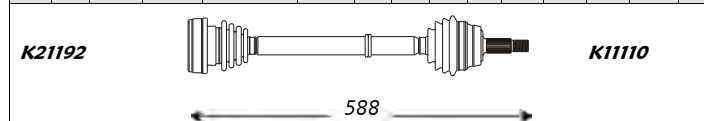
A	B	C	D	F	H	Fig	N	O	P	Q	R	S	T	Fig
22	30	51	81	M20x1.5	79	3	-	33	-	94	-	-	-	4

2.0 Kat.	83	08.83	03.87	-	-
----------	----	-------	-------	---	---



Outer Joint	Driveshaft	Inner Joint
AU1004	AU3261	AU2003

Note : -



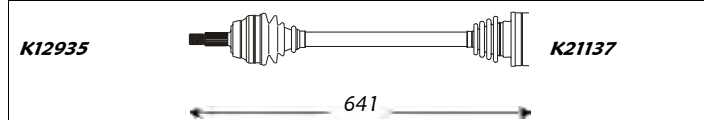
Inner Joint	Driveshaft	Outer Joint
AU2003	AU3262	AU1004

A	B	C	D	F	H	Fig	N	O	P	Q	R	S	T	Fig
22	30	51	90	M20x1.5	78	3	-	33	-	100	-	-	-	4

2.0 D Aut.	83/86	08.83	03.87	-	-
------------	-------	-------	-------	---	---

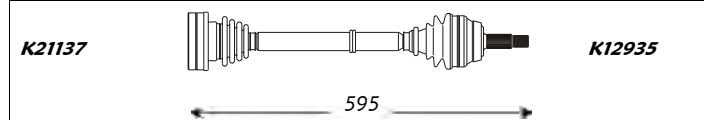
A	B	C	D	F	H	Fig	N	O	P	Q	R	S	T	Fig
22	30	51	90	M20x1.5	78	3	-	33	-	100	-	-	-	4

2.0 Kat.	83	08.83	03.87	-	-
----------	----	-------	-------	---	---



Outer Joint	Driveshaft	Inner Joint
AU1005	AU3017	AU2005

Note : -



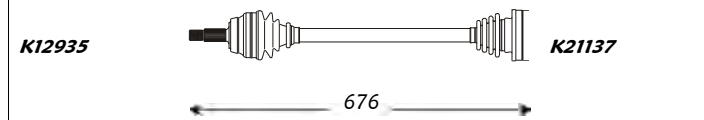
Inner Joint	Driveshaft	Outer Joint
AU2005	AU3018	AU1005

A	B	C	D	F	H	Fig	N	O	P	Q	R	S	T	Fig
22	30	51	90	M20x1.5	78	3	-	33	-	100	-	-	-	4

2.0 D Aut.	83/86	08.83	03.87	-	-
------------	-------	-------	-------	---	---

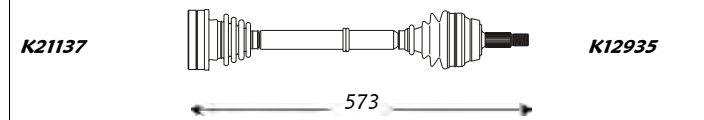
A	B	C	D	F	H	Fig	N	O	P	Q	R	S	T	Fig
22	30	51	90	M20x1.5	78	3	-	33	-	100	-	-	-	4

2.0 Kat. Aut.	83	08.83	03.87	-	-
---------------	----	-------	-------	---	---



Outer Joint	Driveshaft	Inner Joint
AU1005	AU3265	AU2005

Note : -



Inner Joint	Driveshaft	Outer Joint
AU2005	AU3264	AU1005



Sinistra / Left

Audi

Destra / Right

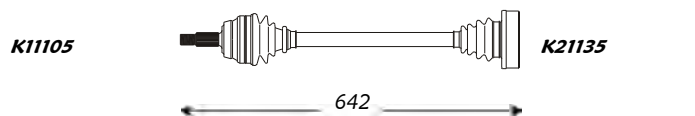


90 (Serie 81,85,B2 - Front)

A	B	C	D	F	H	Fig	N	O	P	Q	R	S	T	Fig
22	25	51	90	M20x1.5	78	1	-	28	-	108	-	-	-	4

kW	da: from:	a: to:	Cambio Gearbox	Telaio Chassis	
2.3	100	10.84	03.87	-	-
2.3 E	100	10.84	03.87	-	-

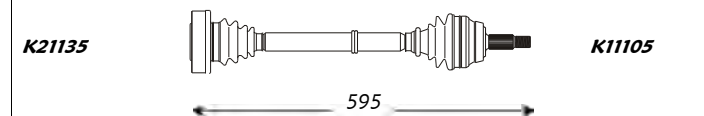
A	B	C	D	F	H	Fig	N	O	P	Q	R	S	T	Fig
22	25	51	90	M20x1.5	78	1	-	28	-	108	-	-	-	4



Outer Joint Driveshaft Inner Joint

AU1002	AU3027	AU2012
AU1116 abs 96	AU3045 abs 96	

Note : -



Inner Joint Driveshaft Outer Joint


AU2012	AU3028	AU1002
	AU3046 abs 96	AU1116 abs 96

90 (Serie 89,8A,B3 - Front)

A	B	C	D	F	H	Fig	N	O	P	Q	R	S	T	Fig
22	30	51	81	M20x1.5	79	3	-	33	-	94	-	-	-	4

kW	da: from:	a: to:	Cambio Gearbox	Telaio Chassis	
1.6 TD	51	04.87	04.88	-	-
2.0	83/86	04.87	04.88	-	-
2.0 E	85	04.87	04.88	-	-
2.0 Kat.	83	04.87	04.88	-	-

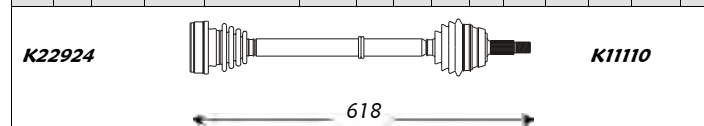
A	B	C	D	F	H	Fig	N	O	P	Q	R	S	T	Fig
22	30	51	81	M20x1.5	79	3	-	33	-	94	-	-	-	4



Outer Joint Driveshaft Inner Joint

AU1004	AU3006	AU2003
AU1054 abs 96	AU3008 abs 96	

Note : -




Inner Joint Driveshaft Outer Joint

AU2003	AU3007	AU1004
	AU3009 abs 96	AU1054 abs 96

A	B	C	D	F	H	Fig	N	O	P	Q	R	S	T	Fig
33	30	53	81	M14x1.5	30	3	-	33	-	94	-	-	-	4

1.6 TD	59	04.88	12.91	-	-
--------	----	-------	-------	---	---

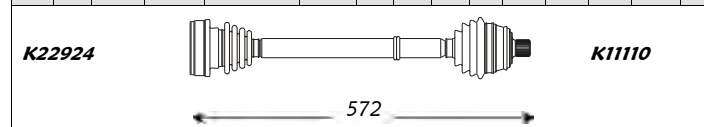
A	B	C	D	F	H	Fig	N	O	P	Q	R	S	T	Fig
33	30	53	81	M14x1.5	30	3	-	33	-	94	-	-	-	4



Outer Joint Driveshaft Inner Joint

AU1055	AU3088	AU2003
--------	---------------	--------

Note : -



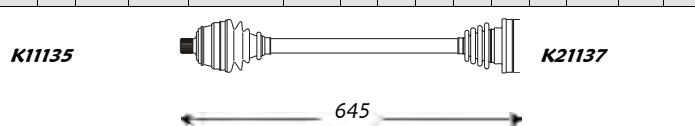
Inner Joint Driveshaft Outer Joint

AU2003	AU3089	AU1055
--------	---------------	--------

A	B	C	D	F	H	Fig	N	O	P	Q	R	S	T	Fig
33	30	53	88	M14x1.5	30	3	-	33	-	100	-	-	-	4

1.6 TD Aut.	59	08.89	12.91	-	-
2.0 E Aut.	85	08.88	10.91	-	-
2.0 Kat. Aut.	83	08.88	10.91	-	-

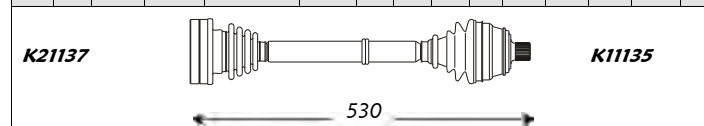
A	B	C	D	F	H	Fig	N	O	P	Q	R	S	T	Fig
33	30	53	88	M14x1.5	30	3	-	33	-	100	-	-	-	4



Outer Joint Driveshaft Inner Joint

AU1074	AU3272	AU2005
AU1068 abs 45	AU3274 abs 45	

Note : -



Inner Joint Driveshaft Outer Joint

AU2005	AU3273	AU1074
	AU3275 abs 45	AU1068 abs 45



Sinistra / Left

Audi

Destra / Right



90 (Serie 89,8A,B3 - Front)

<i>kW</i>	<i>da:</i>	<i>a:</i>	<i>Cambio</i>	<i>Telaio</i>
	<i>from:</i>	<i>to:</i>	<i>Gearbox</i>	<i>Chassis</i>

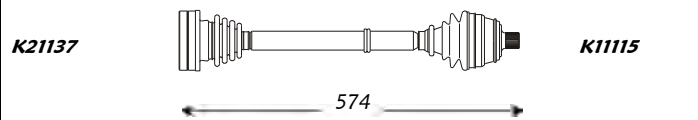
A	B	C	D	F	H	Fig	N	O	P	Q	R	S	T	Fig
33	30	53	88	M14x1.5	30	3	-	33	-	100	-	-	-	4



Outer Joint		Driveshaft	Inner Joint	
AU1074		AU3120		AU2005
AU1068	abs 45	AU3122	abs 45	

2.0 20V Aut.	100	06.88	09.91	-	-
2.0 E	85	05.88	07.94	-	-
2.0 Kat.	83	05.88	07.94	-	-
2.3 Air Cond.	100	03.87	03.88	-	-

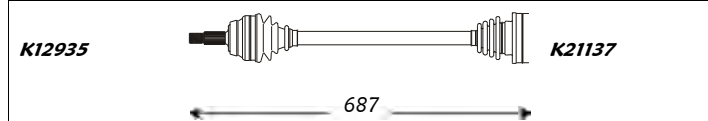
A	B	C	D	F	H	Fig	N	O	P	Q	R	S	T	Fig
33	30	53	88	M14x1.5	30	3	-	33	-	100	-	-	-	4



Inner Joint		Driveshaft	Outer Joint	
AU2005		AU3121		AU1074
		AU3123	abs 45	AU1068
				abs 45

Note : -

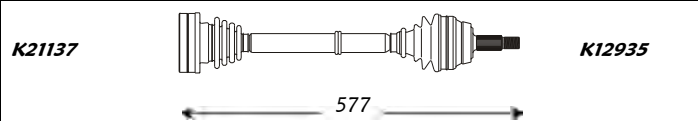
A	B	C	D	F	H	Fig	N	O	P	Q	R	S	T	Fig
22	30	51	90	M20x1.5	78	3	-	33	-	100	-	-	-	4



Outer Joint		Driveshaft	Inner Joint	
AU1005		AU3202		AU2005
AU1081	abs 96	AU3206	abs 96	

2.0 D Aut.	83/86	09.86	04.88	-	-
2.0 E Aut.	85	09.86	04.88	-	-
2.0 Kat. Aut.	83	09.86	04.88	-	-

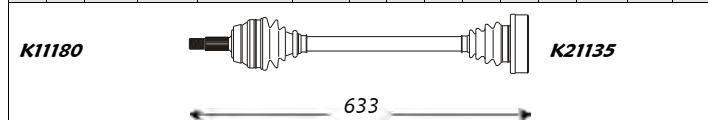
A	B	C	D	F	H	Fig	N	O	P	Q	R	S	T	Fig
22	30	51	90	M20x1.5	78	3	-	33	-	100	-	-	-	4



Inner Joint		Driveshaft	Outer Joint	
AU2005		AU3203		AU1005
		AU3207	abs 96	AU1081
				abs 96

Note : -

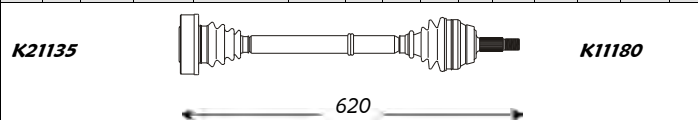
A	B	C	D	F	H	Fig	N	O	P	Q	R	S	T	Fig
22	30	51	90	M20x1.5	78	3	-	28	-	108	-	-	-	4



Outer Joint		Driveshaft	Inner Joint	
AU1005		AU3061		AU2012
AU1081	abs 96	AU3063	abs 96	

2.3	100	04.87	04.88	-	-
2.3 Aut.	100	09.86	04.88	-	-
2.3 E	100	04.87	04.88	-	-
2.3 E Aut.	100	09.86	04.88	-	-


A	B	C	D	F	H	Fig	N	O	P	Q	R	S	T	Fig
22	30	51	90	M20x1.5	78	3	-	28	-	108	-	-	-	4



Inner Joint		Driveshaft	Outer Joint	
AU2012		AU3062		AU1005
		AU3064	abs 96	AU1081
				abs 96

Note : -

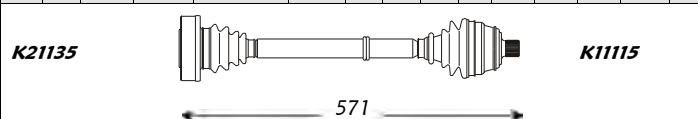
A	B	C	D	F	H	Fig	N	O	P	Q	R	S	T	Fig
33	30	53	88	M14x1.5	30	3	-	28	-	108	-	-	-	4



Outer Joint		Driveshaft	Inner Joint	
AU1074		AU3188		AU2012
AU1068	abs 45	AU3190	abs 45	

2.3	100	05.88	07.94	-	-
2.3 E	100	05.88	07.94	-	-

A	B	C	D	F	H	Fig	N	O	P	Q	R	S	T	Fig
33	30	53	88	M14x1.5	30	3	-	28	-	108	-	-	-	4



Inner Joint		Driveshaft	Outer Joint	
AU2012		AU3189		AU1074
		AU3191	abs 45	AU1068
				abs 45

Note : -



Sinistra / Left

Audi

Destra / Right



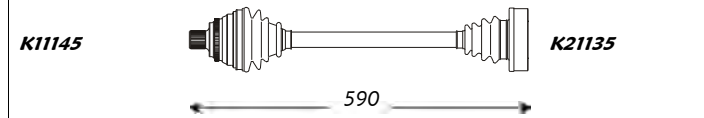
90 (Serie 89,8A,B3 - Front)

kW	da:	a:	Cambio	Telaio
	from:	to:	Gearbox	Chassis

A	B	C	D	F	H	Fig	N	O	P	Q	R	S	T	Fig
38	27	59.6	98	M16x1.5	34	3	-	28	-	108	-	-	-	4

2.3 E 20V

125 08.88 12.91 - -



Outer Joint		Driveshaft	Inner Joint
AU1010	abs 45	AU3092 abs 45	AU2012

Note: -

A	B	C	D	F	H	Fig	N	O	P	Q	R	S	T	Fig
33	30	53	88	M14x1.5	30	3	-	28	-	108	-	-	-	4

2.3 E Aut.

98 04.88 12.91 3 Sp. -



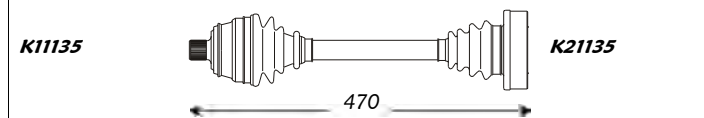
Outer Joint		Driveshaft	Inner Joint
AU1074		AU3326	AU2012
AU1068	abs 45	AU3328 abs 45	

Note: -

A	B	C	D	F	H	Fig	N	O	P	Q	R	S	T	Fig
33	30	53	88	M14x1.5	30	3	-	28	-	108	-	-	41	5

2.3 E Aut.

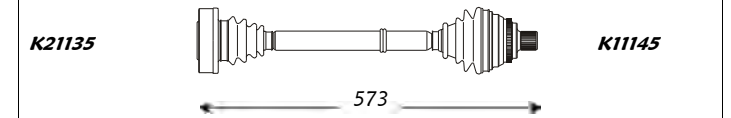
98 04.88 12.91 4 Sp. -



Outer Joint		Driveshaft	Inner Joint
AU1074		AU3266	AU2012
AU1068	abs 45	AU3268 abs 45	

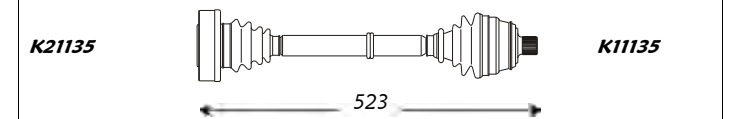
Note: -

A	B	C	D	F	H	Fig	N	O	P	Q	R	S	T	Fig
38	27	59.6	98	M16x1.5	34	3	-	28	-	108	-	-	-	4



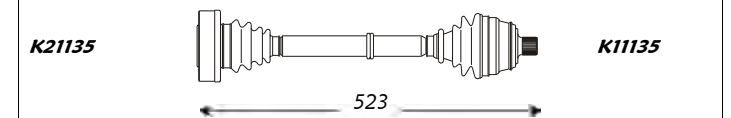
Inner Joint		Driveshaft	Outer Joint
AU2012		AU3093 abs 45	AU1010 abs 45

A	B	C	D	F	H	Fig	N	O	P	Q	R	S	T	Fig
33	30	53	88	M14x1.5	30	3	-	28	-	108	-	-	-	4



Inner Joint		Driveshaft	Outer Joint
AU2012		AU3327	AU1074
		AU3329 abs 45	AU1068 abs 45

A	B	C	D	F	H	Fig	N	O	P	Q	R	S	T	Fig
33	30	53	88	M14x1.5	30	3	-	28	-	108	-	-	41	5



Inner Joint		Driveshaft	Outer Joint
AU2012		AU3267	AU1074
		AU3269 abs 45	AU1068 abs 45

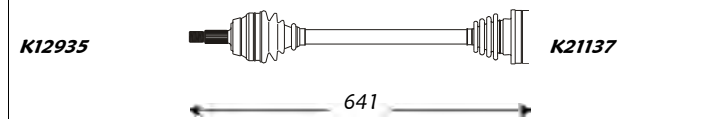
90 Quattro (Serie 81,85,B2 - Front)

kW	da:	a:	Cambio	Telaio
	from:	to:	Gearbox	Chassis

A	B	C	D	F	H	Fig	N	O	P	Q	R	S	T	Fig
22	30	51	90	M20x1.5	78	3	-	33	-	100	-	-	-	4

2.2

100 08.82 07.86 - -



Outer Joint		Driveshaft	Inner Joint
AU1005		AU3017	AU2005
AU1081	abs 96	AU3019 abs 96	

Note: -

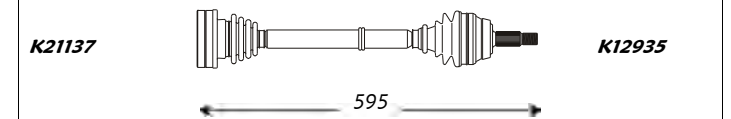
2.3 E

100 08.82 07.86 - -

2.3 E 20V

125 08.82 07.86 - -

A	B	C	D	F	H	Fig	N	O	P	Q	R	S	T	Fig
22	30	51	90	M20x1.5	78	3	-	33	-	100	-	-	-	4



Inner Joint		Driveshaft	Outer Joint
AU2005		AU3018	AU1005
		AU3020 abs 96	AU1081 abs 96



Sinistra / Left

Audi

Destra / Right



90 Quattro (Serie 81,85,B2 - Rear)

A	B	C	D	F	H	Fig	N	O	P	Q	R	S	T	Fig
26	28	56.6	98	M22x1.5	84	1	-	28	-	108	-	-	-	4

kW	da: from:	a: to:	Cambio Gearbox	Telaio Chassis	
2.2	100	08.82	07.86	-	-
2.3 E	100	08.82	07.86	-	-
2.3 E 20V	125	08.82	07.86	-	-

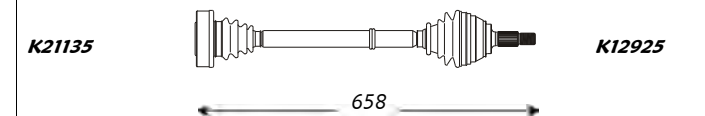
A	B	C	D	F	H	Fig	N	O	P	Q	R	S	T	Fig
26	28	56.6	98	M22x1.5	84	1	-	28	-	108	-	-	-	4



Outer Joint Driveshaft Inner Joint

AU1013	AU3104	AU2012
AU1084 abs 96	AU3110 abs 96	

Note : -



Inner Joint Driveshaft Outer Joint

AU2012	AU3105	AU1013
	AU3111 abs 96	AU1084 abs 96

90 Quattro (Serie 89Q,8A,B3 - Front)

A	B	C	D	F	H	Fig	N	O	P	Q	R	S	T	Fig
33	30	53	88	M14x1.5	30	3	-	33	-	100	-	-	-	4

kW	da: from:	a: to:	Cambio Gearbox	Telaio Chassis	
2.0 20V	100	06.88	09.91	-	-

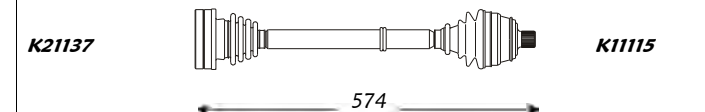
A	B	C	D	F	H	Fig	N	O	P	Q	R	S	T	Fig
33	30	53	88	M14x1.5	30	3	-	33	-	100	-	-	-	4



Outer Joint Driveshaft Inner Joint

AU1074	AU3120	AU2005
AU1068 abs 45	AU3122 abs 45	

Note : -



Inner Joint Driveshaft Outer Joint

AU2005	AU3121	AU1074
	AU3123 abs 45	AU1068 abs 45

A	B	C	D	F	H	Fig	N	O	P	Q	R	S	T	Fig
22	30	51	81	M20x1.5	79	3	-	33	-	94	-	-	-	4

kW	da: from:	a: to:	Cambio Gearbox	Telaio Chassis	
2.3 E	100	09.86	03.88	-	-

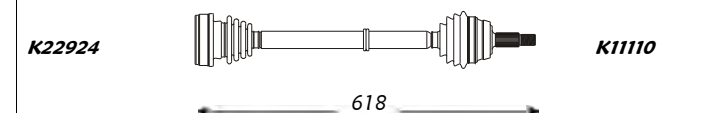
A	B	C	D	F	H	Fig	N	O	P	Q	R	S	T	Fig
22	30	51	81	M20x1.5	79	3	-	33	-	94	-	-	-	4



Outer Joint Driveshaft Inner Joint

AU1004	AU3006	AU2003
AU1054 abs 96	AU3008 abs 96	

Note : -




Inner Joint Driveshaft Outer Joint

AU2003	AU3007	AU1004
	AU3009 abs 96	AU1054 abs 96

A	B	C	D	F	H	Fig	N	O	P	Q	R	S	T	Fig
33	30	53	88	M14x1.5	30	3	-	28	-	108	-	-	-	4

kW	da: from:	a: to:	Cambio Gearbox	Telaio Chassis	
2.3 Lim.	100	04.88	07.91	-	-

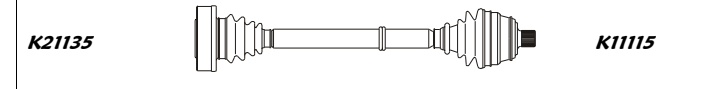
A	B	C	D	F	H	Fig	N	O	P	Q	R	S	T	Fig
33	30	53	88	M14x1.5	30	3	-	28	-	108	-	-	-	4



Outer Joint Driveshaft Inner Joint

AU1074	AU3188	AU2012
AU1118 abs 96	AU3371 abs 96	

Note : -



Inner Joint Driveshaft Outer Joint

AU2012	AU3189	AU1074
	AU3372 abs 96	AU1118 abs 96



Sinistra / Left

Audi

Destra / Right



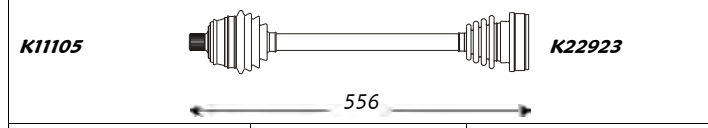
90 Quattro (Serie 89Q,8A,B3 - Rear)

A	B	C	D	F	H	Fig	N	O	P	Q	R	S	T	Fig
33	30	53	81	M14x1.5	30	3	-	33	-	94	-	-	-	4

2.0 20V kW da: a: Cambio Telaio
 from: to: Gearbox Chassis

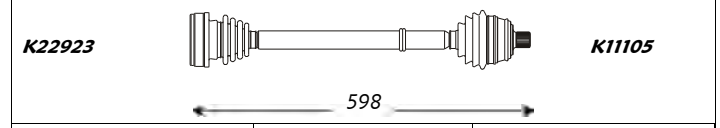
100 06.88 09.91 - -

A	B	C	D	F	H	Fig	N	O	P	Q	R	S	T	Fig
33	30	53	81	M14x1.5	30	3	-	33	-	94	-	-	-	4



Outer Joint	Driveshaft	Inner Joint
AU1055 AU1056 abs 45	AU3340 AU3163 abs 45	AU2003

Note : -



Inner Joint	Driveshaft	Outer Joint
AU2003	AU3341 AU3164 abs 45	AU1055 AU1056 abs 45

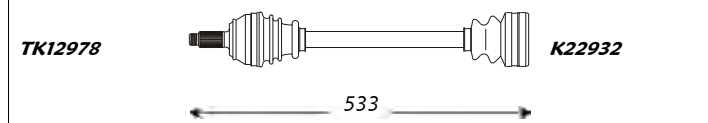
A2 (Serie 8Z0 - Front)

A	B	C	D	F	H	Fig	N	O	P	Q	R	S	T	Fig
20	26	43	70	M16x1.5	57	2	-	-	-	-	-	-	39.3	5

1.2 Tdi kW da: a: Cambio Telaio
 from: to: Gearbox Chassis

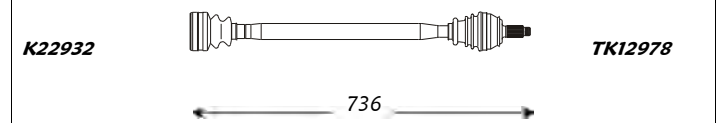
45 03.01 -- -- - -

A	B	C	D	F	H	Fig	N	O	P	Q	R	S	T	Fig
20	26	43	70	M16x1.5	57	2	-	-	-	-	-	-	39.3	5



Outer Joint	Driveshaft	Inner Joint
AU1122	AU3363	

Note : -



Inner Joint	Driveshaft	Outer Joint
	AU3364	AU1122

A	B	C	D	F	H	Fig	N	O	P	Q	R	S	T	Fig
36	30	52	85	M16x1.5	59	3	-	-	-	-	-	-	-	-

1.4 i kW da: a: Cambio Telaio
 from: to: Gearbox Chassis

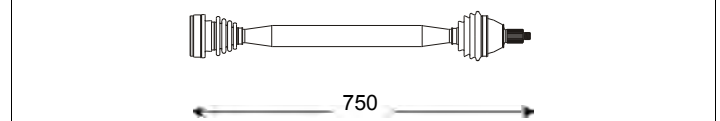
55 02.00 -- -- - -

A	B	C	D	F	H	Fig	N	O	P	Q	R	S	T	Fig
36	30	52	85	M16x1.5	59	3	-	33	-	94	-	-	-	-



Outer Joint	Driveshaft	Inner Joint
AU1121	AU3369	

Note : -



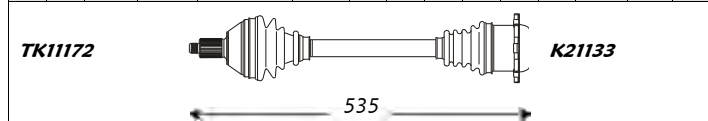
Inner Joint	Driveshaft	Outer Joint
	AU3370	AU1121

A	B	C	D	F	H	Fig	N	O	P	Q	R	S	T	Fig
36	30	52	90	M16x1.5	59	3	-	-	-	-	-	-	-	-

1.4 TDI kW da: a: Cambio Telaio
 from: to: Gearbox Chassis

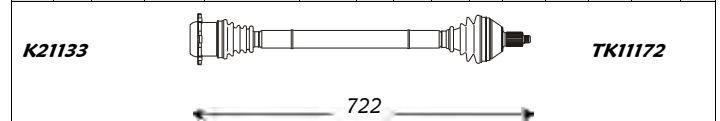
55 02.00 -- -- - -

A	B	C	D	F	H	Fig	N	O	P	Q	R	S	T	Fig
36	30	52	90	M16x1.5	59	3	-	-	-	-	-	-	-	-



Outer Joint	Driveshaft	Inner Joint
AU1120	AU3367	

Note : -



Inner Joint	Driveshaft	Outer Joint
	AU3368	AU1120



Sinistra / Left

Audi

Destra / Right



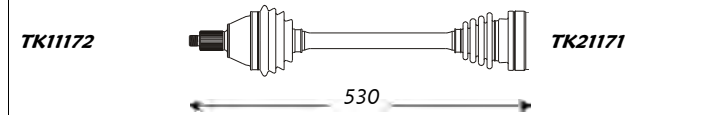
A2 (Serie 8Z0 - Front)

A	B	C	D	F	H	Fig	N	O	P	Q	R	S	T	Fig
36	30	52	85	M16x1.5	59	3	-	33	-	92	-	-	-	-

1.6 Fsi

kW da: a: Cambio Telaio
from: to: Gearbox Chassis

81 05.02 --- - -

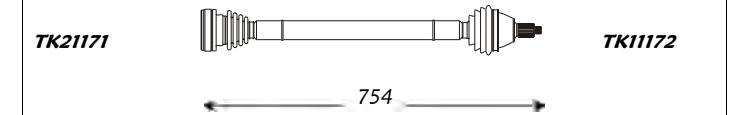


Outer Joint Driveshaft Inner Joint

AU1121 AU3365 WW2059

Note : -

A	B	C	D	F	H	Fig	N	O	P	Q	R	S	T	Fig
36	30	52	85	M16x1.5	59	3	-	33	-	92	-	-	-	-



Inner Joint Driveshaft Outer Joint

WW2059 AU3366 AU1121

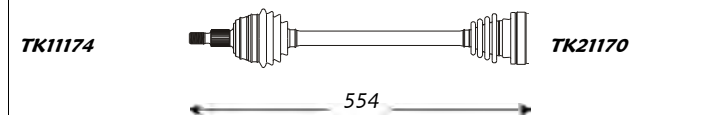
A3 (Serie 8L1 - Front)

A	B	C	D	F	H	Fig	N	O	P	Q	R	S	T	Fig
36	30	53	81	M20x1.5	74	3	-	33	-	92	-	-	-	4

1.6

kW da: a: Cambio Telaio
from: to: Gearbox Chassis

74 09.96 08.00 - -

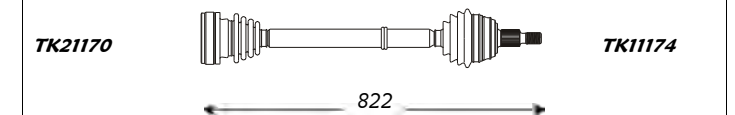


Outer Joint Driveshaft Inner Joint

AU1110 AU3247 AU2002

Note : -

A	B	C	D	F	H	Fig	N	O	P	Q	R	S	T	Fig
36	30	53	81	M20x1.5	74	3	-	33	-	92	-	-	-	4



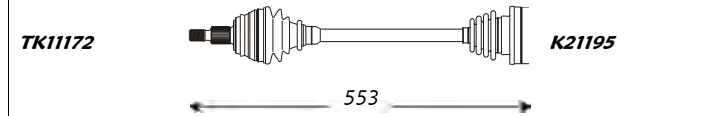
Inner Joint Driveshaft Outer Joint

AU2002 AU3248 AU1110

A	B	C	D	F	H	Fig	N	O	P	Q	R	S	T	Fig
36	30	53	90	M20x1.5	78	3	-	33	-	100	-	-	-	4

1.8 20V

92 09.96 --- - -

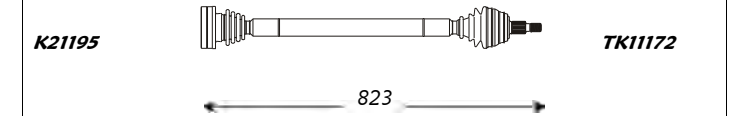


Outer Joint Driveshaft Inner Joint

AU1111 AU3249 AU2005

Note : -

A	B	C	D	F	H	Fig	N	O	P	Q	R	S	T	Fig
36	30	53	90	M20x1.5	78	3	-	33	-	100	-	-	-	4



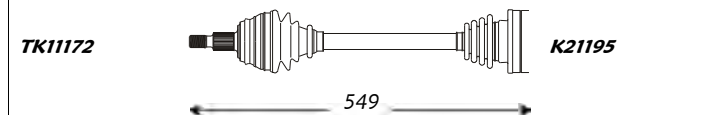
Inner Joint Driveshaft Outer Joint

AU2005 AU3250 AU1111

A	B	C	D	F	H	Fig	N	O	P	Q	R	S	T	Fig
36	30	53	90	M20x1.5	78	3	-	33	-	100	-	-	-	4

1.8 T 20V

110 12.96 --- - -

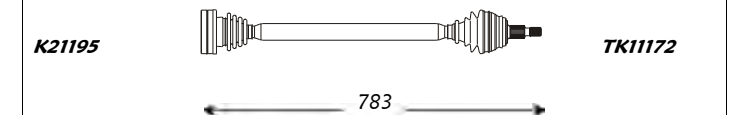


Outer Joint Driveshaft Inner Joint

AU1111 AU3346 AU2005

Note : -

A	B	C	D	F	H	Fig	N	O	P	Q	R	S	T	Fig
36	30	53	90	M20x1.5	78	3	-	33	-	100	-	-	-	4



Inner Joint Driveshaft Outer Joint

AU2005 AU3347 AU1111



Sinistra / Left

Audi

Destra / Right



A3 (Serie 8L1 - Front)

<i>kW</i>	<i>da:</i>	<i>a:</i>	<i>Cambio</i>	<i>Telaio</i>
	<i>from:</i>	<i>to:</i>	<i>Gearbox</i>	<i>Chassis</i>

A	B	C	D	F	H	Fig	N	O	P	Q	R	S	T	Fig
36	27	53	98	M20x1.5	78	3	-	-	-	-	-	-	-	-

1.8 T 20V Aut.	132	12.96	----	-	-
1.9 TDI Aut.	74/96	09.96	----	-	-

A	B	C	D	F	H	Fig	N	O	P	Q	R	S	T	Fig
36	27	53	98	M20x1.5	78	3	-	-	-	-	-	-	-	-

521

Outer Joint	Driveshaft	Inner Joint
AU1123	AU3384	

Note : -

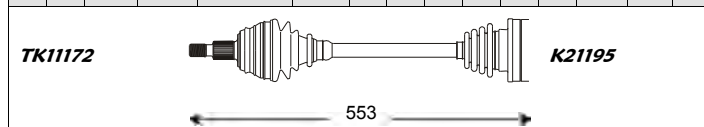
815

Inner Joint	Driveshaft	Outer Joint
	AU3385	AU1123

A	B	C	D	F	H	Fig	N	O	P	Q	R	S	T	Fig
36	30	53	90	M20x1.5	78	3	-	33	-	100	-	-	-	4


1.9 TDI	66/81	09.96	07.01	-	-
---------	-------	-------	-------	---	---

A	B	C	D	F	H	Fig	N	O	P	Q	R	S	T	Fig
36	30	53	90	M20x1.5	78	3	-	33	-	100	-	-	-	4



Outer Joint	Driveshaft	Inner Joint
AU1111	AU3251	AU2005

Note : -

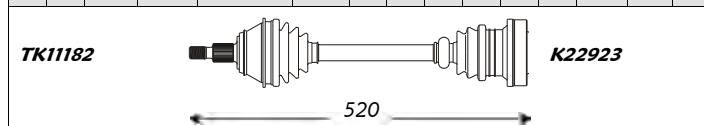


Inner Joint	Driveshaft	Outer Joint
AU2005	AU3252	AU1111

A	B	C	D	F	H	Fig	N	O	P	Q	R	S	T	Fig
36	27	53	98	M20x1.5	78	3	-	28	-	108	-	-	-	4

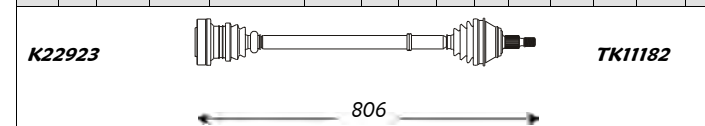
1.9 TDI	96	05.00	06.03	-	-
---------	----	-------	-------	---	---

A	B	C	D	F	H	Fig	N	O	P	Q	R	S	T	Fig
36	27	53	98	M20x1.5	78	3	-	28	-	108	-	-	-	4



Outer Joint	Driveshaft	Inner Joint
AU1123	AU3375	

Note : -



Inner Joint	Driveshaft	Outer Joint
	AU3376	AU1123

A3 (Serie 8L1 - Rear)

<i>kW</i>	<i>da:</i>	<i>a:</i>	<i>Cambio</i>	<i>Telaio</i>
	<i>from:</i>	<i>to:</i>	<i>Gearbox</i>	<i>Chassis</i>

A	B	C	D	F	H	Fig	N	O	P	Q	R	S	T	Fig
36	30	53	81	M20x1.5	74	3	-	33	-	100	-	-	-	-

tt quattro	-	09.96	----	-	-
------------	---	-------	------	---	---

A	B	C	D	F	H	Fig	N	O	P	Q	R	S	T	Fig
36	30	53	81	M20x1.5	74	3	-	33	-	100	-	-	-	-

650

Outer Joint	Driveshaft	Inner Joint
AU1110	AU3397	AU2005

Note : -

522

Inner Joint	Driveshaft	Outer Joint
AU2005	AU3398	AU1110



Sinistra / Left

Audi

Destra / Right



A3/Sportback (Serie 8P_ - Front)

kW	da:	a:	Cambio	Telaio
	from:	to:	Gearbox	Chassis

A	B	C	D	F	H	Fig	N	O	P	Q	R	S	T	Fig
36	30	59,5	90	-	40	3	-	33	-	100	-	-	-	-

← 544 →

Outer Joint	Driveshaft	Inner Joint
AU1126	AU3388	AU2005

Note : -

A	B	C	D	F	H	Fig	N	O	P	Q	R	S	T	Fig
36	30	59,5	90	-	40	3	26	-	-	-	-	-	-	-

← 580 →

Outer Joint	Driveshaft	Inner Joint
AU1126	AU3410	

Note : -

A	B	C	D	F	H	Fig	N	O	P	Q	R	S	T	Fig
36	30	59,5	90	-	40	3	-	33	-	100	-	-	-	-

← 553 →

Outer Joint	Driveshaft	Inner Joint
AU1126	AU3401	AU2005

Note : -

A	B	C	D	F	H	Fig	N	O	P	Q	R	S	T	Fig
36	30	59,5	90	-	40	3	-	33	-	100	-	-	-	-

← 521 →

Outer Joint	Driveshaft	Inner Joint
AU1126	AU3405	AU2005

Note : -

1.6 75 05.03 ---- - -

2.0 FSI Aut. 110 05.03 ---- 6 Sp. ->8P-4-076000

1.6 FSI 85 08.03 ---- - -

1.9 TDI 77 05.03 ---- 5/6Sp. -

A	B	C	D	F	H	Fig	N	O	P	Q	R	S	T	Fig
36	30	59,5	90	-	40	3	-	33	-	100	-	-	-	-

← 798 →

Inner Joint	Driveshaft	Outer Joint
AU2005	AU3389	AU1126

A	B	C	D	F	H	Fig	N	O	P	Q	R	S	T	Fig
36	30	59,5	90	-	40	3	26	-	-	-	-	-	-	-

← 876 →

Inner Joint	Driveshaft	Outer Joint
	AU3411	AU1126

A	B	C	D	F	H	Fig	N	O	P	Q	R	S	T	Fig
36	30	59,5	90	-	40	3	-	33	-	100	-	-	-	-

Inner Joint	Driveshaft	Outer Joint
AU2005	AU3402	AU1126

A	B	C	D	F	H	Fig	N	O	P	Q	R	S	T	Fig
36	30	59,5	90	-	40	3	-	33	-	100	-	-	-	-

← 813 →

Inner Joint	Driveshaft	Outer Joint
AU2005	AU3406	AU1126



Sinistra / Left

Audi

Destra / Right



A3/Sportback (Serie 8P_ - Front)

<i>kW</i>	<i>da:</i>	<i>a:</i>	<i>Cambio</i>	<i>Telaio</i>
	<i>from:</i>	<i>to:</i>	<i>Gearbox</i>	<i>Chassis</i>

A	B	C	D	F	H	Fig	N	O	P	Q	R	S	T	Fig
36	27	59,5	100	-	-	-	-	-	-	120	-	-	-	-

1.9 TDI Aut. 77 05.03 --- 6Sp. -

A	B	C	D	F	H	Fig	N	O	P	Q	R	S	T	Fig
36	27	59,5	100	-	-	-	-	-	-	120	-	-	-	-

← 478 →

Outer Joint	Driveshaft	Inner Joint
AU1125	AU3390	

Note : -

← 478 →

Inner Joint	Driveshaft	Outer Joint
	AU3418	AU1125

A	B	C	D	F	H	Fig	N	O	P	Q	R	S	T	Fig
36	27	59,5	100	-	-	-	-	28	-	108	-	-	-	-

2.0 TDI 100/103 05.03 ---- 6 Sp. ->8P-5A072 500

A	B	C	D	F	H	Fig	N	O	P	Q	R	S	T	Fig
36	27	59,5	100	-	-	-	-	28	-	108	-	-	-	-

← 488 →

Outer Joint	Driveshaft	Inner Joint
AU1125	AU3386	AU2058

Note : -

← 488 →

Inner Joint	Driveshaft	Outer Joint
AU2058	AU3386	AU1125

A	B	C	D	F	H	Fig	N	O	P	Q	R	S	T	Fig
36	27	59,5	100	-	-	-	-	28	-	108	-	-	-	-

2.0 TDI 100/103 05.03 ---- 6 Sp. 8P-5A072 501->

A	B	C	D	F	H	Fig	N	O	P	Q	R	S	T	Fig
36	27	59,5	100	-	-	-	-	28	-	108	-	-	-	-

← 488 →

Outer Joint	Driveshaft	Inner Joint
AU1125	AU3386	AU2058

Note : -

← 795 →

Inner Joint	Driveshaft	Outer Joint
AU2058	AU3387	AU1125

A	B	C	D	F	H	Fig	N	O	P	Q	R	S	T	Fig
36	27	59,5	100	-	-	-	-	-	-	120	-	-	-	-

2.0 TDI Aut. 100/103 05.03 --- - ->8P-5A072 500

A	B	C	D	F	H	Fig	N	O	P	Q	R	S	T	Fig
36	27	59,5	100	-	-	-	-	-	-	120	-	-	-	-

← 478 →

Outer Joint	Driveshaft	Inner Joint
AU1125	AU3390	

Note : -

← 798 →

Inner Joint	Driveshaft	Outer Joint
	AU3391	AU1125



Sinistra / Left

Audi

Destra / Right



A3/Sportback (Serie 8P_ - Front)

kW da: a: Cambio Telaio
from: to: Gearbox Chassis

A	B	C	D	F	H	Fig	N	O	P	Q	R	S	T	Fig
36	27	59,5	100	-	-	-	-	-	-	120	-	-	-	-

2.0 TDI Aut. 100/103 05.03 --- - 8P-5A072 501->

A	B	C	D	F	H	Fig	N	O	P	Q	R	S	T	Fig
36	27	59,5	100	-	-	-	-	-	-	-	-	-	-	-

478

Outer Joint	Driveshaft	Inner Joint
AU1125	AU3390	

Note : -

758

Inner Joint	Driveshaft	Outer Joint
	AU3392	AU1125

A	B	C	D	F	H	Fig	N	O	P	Q	R	S	T	Fig
36	27	59,5	100	-	-	-	-	28	-	108	-	-	-	-

2.0 TDI quattro 103 08.04 ---- - -

A	B	C	D	F	H	Fig	N	O	P	Q	R	S	T	Fig
36	27	59,5	100	-	-	-	-	-	-	-	-	-	-	-

488

Outer Joint	Driveshaft	Inner Joint
AU1125	AU3386	AU2058

Note : -

-

Inner Joint	Driveshaft	Outer Joint
AU2058	AU3409	AU1125

A4/Avant - Quattro (Serie 8D2 - Rear)

kW da: a: Cambio Telaio
from: to: Gearbox Chassis

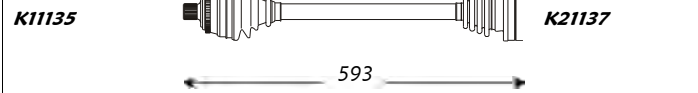
A	B	C	D	F	H	Fig	N	O	P	Q	R	S	T	Fig
33	30	53	88	M14x1.5	30	3	-	33	-	100	-	-	-	4

1.8 20V 92/110 11.94 11.00 - -

1.9 TDI 81 09.96 11.00 - -

2.6 V6 110 11.94 11.00 - -

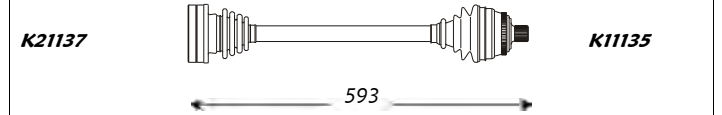
2.8 V6 128/142 11.94 11.00 - -



Outer Joint	Driveshaft	Inner Joint
AU1119 abs 45	AU3263 abs 45	AU2005

Note : -

A	B	C	D	F	H	Fig	N	O	P	Q	R	S	T	Fig
33	30	53	88	M14x1.5	30	3	-	33	-	100	-	-	-	4



Inner Joint	Driveshaft	Outer Joint
AU2005	AU3263 abs 45	AU1119 abs 45



Sinistra / Left

Audi

Destra / Right



A4/Avant (Serie 8D2 - Front)

kW	da:	a:	Cambio	Telaio
	from:	to:	Gearbox	Chassis

A	B	C	D	F	H	Fig	N	O	P	Q	R	S	T	Fig
33	30	53	88	M14x1.5	30	3	-	33	-	100	-	-	-	4

1.6

74

01.95

--

-

-

A	B	C	D	F	H	Fig	N	O	P	Q	R	S	T	Fig
33	30	53	88	M14x1.5	30	3	-	33	-	100	-	-	-	4

TK11181



K21125

611

Outer Joint

Driveshaft

Inner Joint

AU1109 abs 45

AU3075 abs 45

AU2055

Note : -

K21125



TK11181

635

Inner Joint

Driveshaft

Outer Joint

AU2055

AU3076 abs 45

AU1109 abs 45

A	B	C	D	F	H	Fig	N	O	P	Q	R	S	T	Fig
33	30	53	88	M14x1.5	30	3	-		90	130	-	-	41	5

1.6 Aut.

74

11.94

--

-

-

1.8 Aut.

92

10.95

--

-

-

1.9 TDI Aut.

66/81

11.94


--

-

-

A	B	C	D	F	H	Fig	N	O	P	Q	R	S	T	Fig
33	30	53	88	M14x1.5	30	3	-		-	-	-	-	-	5

TK11181



497

Outer Joint

Driveshaft

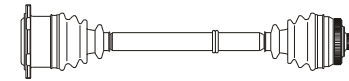
Inner Joint

AU1109 abs 45

AU3330 abs 45

Note : -

TK11181



TK11181

583

Inner Joint

Driveshaft

Outer Joint

AU2055

AU3331 abs 45

AU1109 abs 45

A	B	C	D	F	H	Fig	N	O	P	Q	R	S	T	Fig
33	30	53	88	M14x1.5	30	3	-	28	-	108	-	-	-	4

1.8 20V

92/110

11.94


--

-

-

A	B	C	D	F	H	Fig	N	O	P	Q	R	S	T	Fig
33	30	53	88	M14x1.5	30	3	-	28	-	108	-	-	-	4

TK11181



611

Outer Joint

Driveshaft

Inner Joint


AU1109 abs 45

AU3079 abs 45

AU2012

Note : -

K21135



TK11181

635

Inner Joint

Driveshaft

Outer Joint

AU2012

AU3080 abs 45

AU1109 abs 45

A	B	C	D	F	H	Fig	N	O	P	Q	R	S	T	Fig
33	30	53	88	M14x1.5	30	3	-		90	130	-	-	-	5

1.9 TDI

61/66/81

10.95


--

-

-

A	B	C	D	F	H	Fig	N	O	P	Q	R	S	T	Fig
33	30	53	88	M14x1.5	30	3	-		90	130	-	-	-	5

TK11181



596

Outer Joint

Driveshaft


Inner Joint

AU1109 abs 45

AU3126 abs 45

Note : -

TK11181



TK11181

617

Inner Joint

Driveshaft

Outer Joint

AU2012

AU3127 abs 45

AU1109 abs 45



Sinistra / Left

Audi

Destra / Right

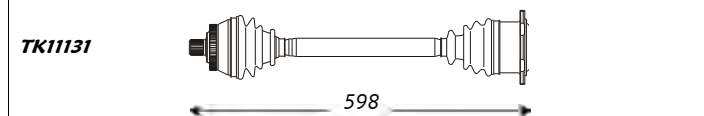


A4/Avant (Serie 8D2 - Front)

A	B	C	D	F	H	Fig	N	O	P	Q	R	S	T	Fig
33	27	53	98	M14x1.5	30	3	-	-	-	-	-	-	-	-

1.9 TDI kW da: a: Cambio Telaio
 from: to: Gearbox Chassis

85 08.98 09.01 - -




Outer Joint	Driveshaft	Inner Joint
AU1117 abs 45	AU3359 abs 45	

Note : -

A	B	C	D	F	H	Fig	N	O	P	Q	R	S	T	Fig
38	27	59.5	98	M16x1.5	34	3	-	-	90	130	-	-	41	5

2.5 TDI kW da: a: Cambio Telaio
 from: to: Gearbox Chassis

110 09.97 11.00 - -
 110 11.94 11.00 - -
 128/142 11.94 --- - -



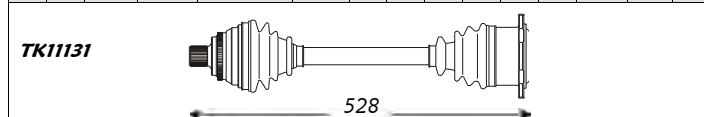
Outer Joint	Driveshaft	Inner Joint
AU1115 abs 45	AU3094 abs 45	

Note : -

A	B	C	D	F	H	Fig	N	O	P	Q	R	S	T	Fig
38	27	59.5	98	M16x1.5	34	3	-	-	90	130	-	-	-	5

2.5 TDI Aut. kW da: a: Cambio Telaio
 from: to: Gearbox Chassis

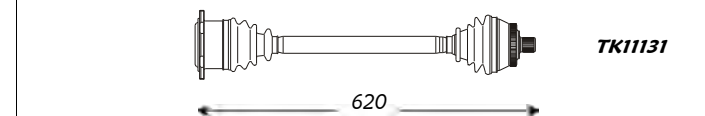
110 09.97 11.00 - -
 128 11.94 --- - -



Outer Joint	Driveshaft	Inner Joint
AU1115 abs 45	AU3332 abs 45	

Note : -

A	B	C	D	F	H	Fig	N	O	P	Q	R	S	T	Fig
33	27	53	98	M14x1.5	30	3	-	-	-	-	-	-	-	-



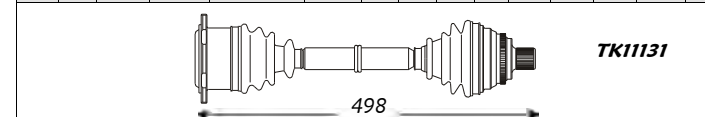
Inner Joint	Driveshaft	Outer Joint
	AU3360 abs 45	AU1117 abs 45

A	B	C	D	F	H	Fig	N	O	P	Q	R	S	T	Fig
38	27	59.5	98	M16x1.5	34	3	-	-	90	130	-	-	41	5



Inner Joint	Driveshaft	Outer Joint
	AU3095 abs 45	AU1115 abs 45

A	B	C	D	F	H	Fig	N	O	P	Q	R	S	T	Fig
38	27	59.5	98	M16x1.5	34	3	-	-	90	130	-	-	-	5




Inner Joint	Driveshaft	Outer Joint
	AU3333 abs 45	AU1115 abs 45

A4/Avant (Serie 8E2 - Front)

A	B	C	D	F	H	Fig	N	O	P	Q	R	S	T	Fig
38	33	59.5	88	M16x1.5	-	2	-	-	-	-	-	-	-	-

1.8 T kW da: a: Cambio Telaio
 from: to: Gearbox Chassis


110 11.00 07.02 - 8E-2-100001->
 110 11.00 07.02 - 8E-2-100001->
 120/140 07.02 11.04 - >8E-5-035000
 96 11.00 11.04 - >8E-5-035000
 110 07.02 11.04 - >8E-5-035000



Outer Joint	Driveshaft	Inner Joint
AU1127 abs 45	AU3407 abs 45	

Note : -

A	B	C	D	F	H	Fig	N	O	P	Q	R	S	T	Fig
38	33	59.5	88	M16x1.5	-	2	-	-	-	-	-	-	-	-



Inner Joint	Driveshaft	Outer Joint
	AU3408 abs 45	AU1127 abs 45



Sinistra / Left

Audi

Destra / Right



A4/Avant (Serie 8E_ - Front)

<i>kW</i>	<i>da:</i>	<i>a:</i>	<i>Cambio</i>	<i>Telaio</i>
	<i>from:</i>	<i>to:</i>	<i>Gearbox</i>	<i>Chassis</i>

A	B	C	D	F	H	Fig	N	O	P	Q	R	S	T	Fig
38	27	59.5	98	M16x1.5	34	3	-	-	-	-	-	-	-	-
<i>Outer Joint</i>				<i>Driveshaft</i>					<i>Inner Joint</i>					
AU1115 abs 45				AU3373 abs 45										

1.8 T	110	02.01	09.03	FPS	->8E-1-026954
1.8 T	120/125	07.02	--	-	->8E-3-390000
1.8 T quattro	110	02.01	09.03	FPS	->8E-1-026954
1.9 TDI	74/96	05.01	----	-	->8E-3-390000
1.9 TDI quattro	96	11.01	12.04	6Sp.	->8E-4-023001
2.0	96	09.01	12.04	FJP	->8E-1-004664
2.4 V6	120/125	04.02	--	-	->8E-3-390000
2.5 TDI quattro	132	09.01	12.04	6Sp.	->8E-4-023001
3.0	160/162	09.01	----	-	->8E-3-390000

A	B	C	D	F	H	Fig	N	O	P	Q	R	S	T	Fig
38	27	59.5	98	M16x1.5	34	3	-	-	-	-	-	-	-	-
<i>Inner Joint</i>					<i>Driveshaft</i>					<i>Outer Joint</i>				
					AU3374 abs 45					AU1115 abs 45				

Note: -

A	B	C	D	F	H	Fig	N	O	P	Q	R	S	T	Fig
38	27	59.5	98	M16x1.5	34	2	-	-	-	-	-	-	-	-
<i>Outer Joint</i>				<i>Driveshaft</i>					<i>Inner Joint</i>					
AU1129 abs 45				AU3403 abs 45										

1.8 T	120/125	07.02	--	-	8E-4-000001->
1.8 T	140	11.02	12.04	-	-
1.9 TDI	74/96	05.01	--	-	8E-4-000001->
1.9 TDI	85	11.04	----	-	-
2.0 TDI	103	11.04	----	-	-
2.0 TFSI	147/162	11.04	----	-	-
2.4 V6	120/125	04.02	--	-	8E-4-000001->
2.5 TDI quattro	132	09.01	12.04	-	-
3.0	160/162	09.01	--	-	8E-4-000001->
3.0 TDI quattro	150	11.04	----	-	-
S4 quattro	253	03.03	12.04	-	-

A	B	C	D	F	H	Fig	N	O	P	Q	R	S	T	Fig
38	27	59.5	98	M16x1.5	34	2	-	-	-	-	-	-	-	-
<i>Inner Joint</i>					<i>Driveshaft</i>					<i>Outer Joint</i>				
					AU3404 abs 45					AU1129 abs 45				

Note: -

A	B	C	D	F	H	Fig	N	O	P	Q	R	S	T	Fig
38	27	59.5	98	M16x1.5	34	3	-	-	-	-	-	-	-	-
<i>Outer Joint</i>				<i>Driveshaft</i>					<i>Inner Joint</i>					
AU1115 abs 45				AU3379 abs 45										

1.8 T Aut.	110/120	11.00	----	-	-> 8E-4-195500
1.9 TDI Aut.	96	11.00	----	-	-> 8E-4-195500
2.0 FSI Aut.	110	07.02	----	-	-> 8E-4-195500
2.4 Aut.	125	09.01	----	-	-> 8E-4-195500
2.5 TDI Aut.	114/120	08.01	----	-	-> 8E-4-195500
3.0 Aut.	160/162	11.00	----	-	-> 8E-4-195500

A	B	C	D	F	H	Fig	N	O	P	Q	R	S	T	Fig
38	27	59.5	98	M16x1.5	34	3	-	-	-	-	-	-	-	-
<i>Inner Joint</i>					<i>Driveshaft</i>					<i>Outer Joint</i>				
					AU3379 abs 45					AU1115 abs 45				

Note: -



Sinistra / Left

Audi

Destra / Right



A4/Avant (Serie 8E - Front)

													<i>kW</i>	<i>da:</i>	<i>a:</i>	<i>Cambio</i>	<i>Telaio</i>																					
														<i>from:</i>	<i>to:</i>	<i>Gearbox</i>	<i>Chassis</i>																					
A	B	C	D	F	H	Fig	N	O	P	Q	R	S	T	Fig						A	B	C	D	F	H	Fig	N	O	P	Q	R	S	T	Fig				
38	27	59.5	98	M16x1.5	34	3									1.8 T Aut. quattro	120/140	07.02	----	-	->	8E-5-400000	38	27	59.5	98	M16x1.5	34	3										
															2.5 TDI Aut. quattro	132	11.00	----	-	->	8E-5-400000																	
															3.0 Aut. quattro	160/162	11.00	----	-	->	8E-5-400000																	
← 517 →															← 485 →																							
<i>Outer Joint</i>				<i>Driveshaft</i>				<i>Inner Joint</i>					<i>Inner Joint</i>				<i>Driveshaft</i>				<i>Outer Joint</i>																	
AU1115 abs 45				AU3399 abs 45													AU3400 abs 45				AU1115 abs 45																	
Note : -																																						

A6 Allroad (Serie 4BH - Front)

													<i>kW</i>	<i>da:</i>	<i>a:</i>	<i>Cambio</i>	<i>Telaio</i>																			
														<i>from:</i>	<i>to:</i>	<i>Gearbox</i>	<i>Chassis</i>																			
A	B	C	D	F	H	Fig	N	O	P	Q	R	S	T	Fig						A	B	C	D	F	H	Fig	N	O	P	Q	R	S	T	Fig		
38	27	59.5	98	M16x1.5	34	3	-								2.5 TDI quattro	120/132	05.00	08.05	-	-	38	27	59.5	98	M16x1.5	34	3	-								
															2.7 T quattro	184	05.00	08.05	-	-																
															4.2 V8 quattro	220	07.02	08.05	-	-																
← 606 →															← 627 →																					
<i>Outer Joint</i>				<i>Driveshaft</i>				<i>Inner Joint</i>					<i>Inner Joint</i>				<i>Driveshaft</i>				<i>Outer Joint</i>															
AU1115 abs 45				AU3415 abs 45													AU3416 abs 45				AU1115 abs 45															
Note : -																																				



Sinistra / Left

Audi

Destra / Right



A6 Allroad (Serie 4BH - Front)

A	B	C	D	F	H	Fig	N	O	P	Q	R	S	T	Fig
38	27	59.5	98	M16x1.5	34	3	-	-	-	-	-	-	-	-

kW	da: from:	a: to:	Cambio Gearbox	Telaio Chassis
120/132	05.00	08.05	-	-
184	05.00	08.05	-	-

A	B	C	D	F	H	Fig	N	O	P	Q	R	S	T	Fig
38	27	59.5	98	M16x1.5	34	3	-	-	-	-	-	-	-	-

532

Outer Joint	Driveshaft	Inner Joint
AU1115 abs 45	AU3413 abs 45	

Note : -

500

Inner Joint	Driveshaft	Outer Joint
	AU3414 abs 45	AU1115 abs 45

A6 Allroad (Serie 4BH - Rear)

A	B	C	D	F	H	Fig	N	O	P	Q	R	S	T	Fig
38	27	59.5	98	M16x1.5	34	3	-	28	-	108	-	-	-	-

kW	da: from:	a: to:	Cambio Gearbox	Telaio Chassis
-	05.00	08.05	-	-

A	B	C	D	F	H	Fig	N	O	P	Q	R	S	T	Fig
38	27	59.5	98	M16x1.5	34	3	-	28	-	108	-	-	-	-

654

Outer Joint	Driveshaft	Inner Joint
AU1115 abs 45	AU3417 abs 45	AU2012

Note : -

654

Inner Joint	Driveshaft	Outer Joint
AU2012	AU3417 abs 45	AU1115 abs 45


A6/Avant - Quattro (Serie 4A,C4 - Front)

A	B	C	D	F	H	Fig	N	O	P	Q	R	S	T	Fig
38	27	59.6	98	M16x1.5	34	3	-	28	-	108	-	-	-	4

kW	da: from:	a: to:	Cambio Gearbox	Telaio Chassis
214	06.94	02.97	-	-

A	B	C	D	F	H	Fig	N	O	P	Q	R	S	T	Fig
38	27	59.6	98	M16x1.5	34	3	-	28	-	108	-	-	-	4

K11145



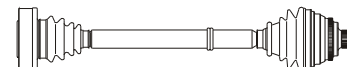
K21135

623

Outer Joint	Driveshaft	Inner Joint
AU1010 abs 45	AU3118 abs 45	AU2012

Note : -

K21135



K11145

623

Inner Joint	Driveshaft	Outer Joint
AU2012	AU3119 abs 45	AU1010 abs 45



Sinistra / Left

Audi

Destra / Right



A6/Avant - Quattro (Serie 4A,C4 - Front)

A	B	C	D	F	H	Fig	N	O	P	Q	R	S	T	Fig
38	27	59.6	98	M16x1.5	34	3	-	-	90	130	-	-	41	5

4.2 S6 Plus Aut.

kW

da: a: Cambio
from: to: Gearbox

Telaio
Chassis

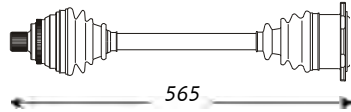
214

06.94 02.97

-

-

K11120



565

Outer Joint

Driveshaft

Inner Joint

AU1010 abs 45

AU3302 abs 45

Note: -

A6/Avant - Quattro (Serie 4A,C4 - Rear)

A	B	C	D	F	H	Fig	N	O	P	Q	R	S	T	Fig
38	25	59.6	90	M16x1.5	34	1	-	28	-	108	-	-	-	4

1.8 Aut.

kW

da: a: Cambio
from: to: Gearbox

Telaio
Chassis

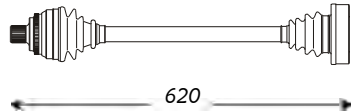
92

06.94 02.97

-

-

K11145



620

Outer Joint

Driveshaft

Inner Joint

AU1012 abs 45

AU3114 abs 45

AU2012

Note: -

2.0 16V Aut.

103

06.94 02.97

-

-

2.2 Turbo Aut.

169

06.94 02.97

-

-

2.6 V6 Aut.

110

06.94 02.97

-

-

2.8 V6 Aut.

128

06.94 02.97

-

-

4.2

213

06.94 02.97

-

-

4.2 Aut.

213

06.94 02.97

-

-

4.2 S6 Plus Aut.

214

06.94 02.97

-

-

A6/Avant (Serie 4A,C4 - Front)

A	B	C	D	F	H	Fig	N	O	P	Q	R	S	T	Fig
38	30	59.6	88	M16x1.5	34	3	-	28	-	108	-	-	-	4

2.0

kW

da: a: Cambio
from: to: Gearbox

Telaio
Chassis

74/85

06.94 02.97

-

-

2.0 16V

103

06.94 02.97

-

-

2.3

98

06.94 02.97

-

-

2.6 V6

110

06.94 02.97

-

-

K11120



K21192

Outer Joint

Driveshaft

Inner Joint

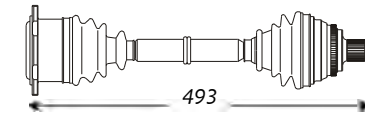
AU1011 abs 45

AU3124 abs 45

AU2012

Note: -

A	B	C	D	F	H	Fig	N	O	P	Q	R	S	T	Fig
38	27	59.6	98	M16x1.5	34	3	-	-	90	130	-	-	41	5



493

Inner Joint

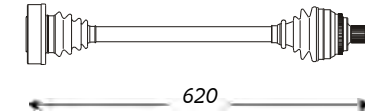
Driveshaft

Outer Joint

AU3303 abs 45

AU1010 abs 45

K21135



620

Inner Joint

Driveshaft

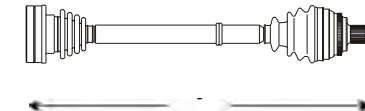
Outer Joint

AU2012

AU3114 abs 45

AU1012 abs 45

K21192



K11120

Inner Joint

Driveshaft

Outer Joint

AU2012

AU3125 abs 45

AU1011 abs 45



Sinistra / Left

Audi

Destra / Right



A6/Avant (Serie 4A,C4 - Front)

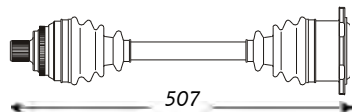
kW	da:	a:	Cambio	Telaio
	from:	to:	Gearbox	Chassis

A	B	C	D	F	H	Fig	N	O	P	Q	R	S	T	Fig
38	30	59.6	88	M16x1.5	34	3	-	-	90	130	-	-	41	5

2.0 16V Aut.
2.0 Aut.

103 06.94 02.97 - -
74/85 06.94 02.97 - -

K11125



507

Outer Joint

Driveshaft

Inner Joint

AU1011 abs 45

AU3299 abs 45

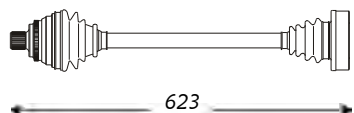
Note : -

A	B	C	D	F	H	Fig	N	O	P	Q	R	S	T	Fig
38	27	59.6	98	M16x1.5	34	3	-	28	-	108	-	-	-	4

2.2 Turbo
2.8 V6

169 06.94 02.97 - -
128 06.94 02.97 - -

K11145



623

Outer Joint

Driveshaft

Inner Joint

AU1010 abs 45

AU3118 abs 45

AU2012

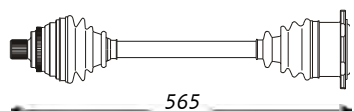
Note : -

A	B	C	D	F	H	Fig	N	O	P	Q	R	S	T	Fig
38	27	59.6	98	M16x1.5	34	3	-	-	90	130	-	-	41	5

2.2 Turbo Aut.
2.5 TDI Aut.
2.6 Aut.
2.8 V6 Aut.

169 06.94 02.97 - -
85/103 06.94 02.97 - -
110 06.94 02.97 - -
128 06.94 02.97 - -

K11120



565

Outer Joint

Driveshaft

Inner Joint

AU1010 abs 45

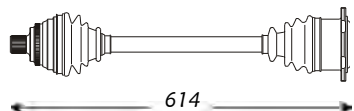
AU3302 abs 45

Note : -

A	B	C	D	F	H	Fig	N	O	P	Q	R	S	T	Fig
38	27	59.6	98	M16x1.5	34	3	-	-	-	-	-	-	-	5

2.5 TDI
2.8

85/103 06.94 02.97 - -
128 06.94 02.97 - -



614

Outer Joint

Driveshaft

Inner Joint

AU1010 abs 45

AU3351 abs 45

Note : -

A	B	C	D	F	H	Fig	N	O	P	Q	R	S	T	Fig
38	30	59.6	88	M16x1.5	34	3	-	-	90	130	-	-	41	5



614

Inner Joint

Driveshaft

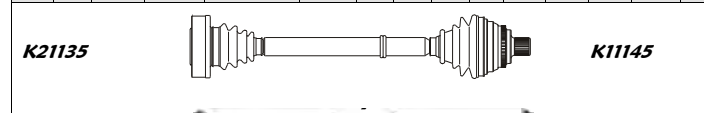
Outer Joint

AU1011 abs 45

AU3196 abs 45

AU1011 abs 45

A	B	C	D	F	H	Fig	N	O	P	Q	R	S	T	Fig
38	27	59.6	98	M16x1.5	34	3	-	28	-	108	-	-	-	4



K21135

K11145

Inner Joint

Driveshaft

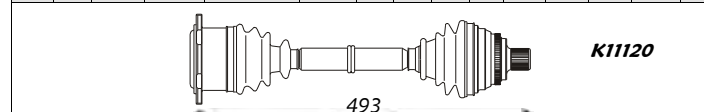
Outer Joint

AU2012

AU3119 abs 45

AU1010 abs 45

A	B	C	D	F	H	Fig	N	O	P	Q	R	S	T	Fig
38	27	59.6	98	M16x1.5	34	3	-	-	90	130	-	-	41	5



493

Inner Joint

Driveshaft

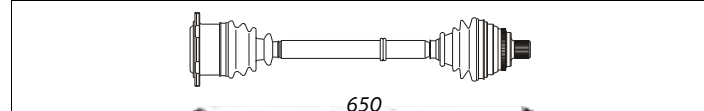
Outer Joint

AU1010 abs 45

AU3303 abs 45

AU1010 abs 45

A	B	C	D	F	H	Fig	N	O	P	Q	R	S	T	Fig
38	27	59.6	98	M16x1.5	34	3	-	-	-	-	-	-	-	5



650

Inner Joint

Driveshaft

Outer Joint

AU1010 abs 45

AU3352 abs 45

AU1010 abs 45



Sinistra / Left

Audi

Destra / Right




A6/Avant (Serie 4B,C5 - Front)

<i>kW</i>	<i>da:</i>	<i>a:</i>	<i>Cambio</i>	<i>Telaio</i>
	<i>from:</i>	<i>to:</i>	<i>Gearbox</i>	<i>Chassis</i>

A	B	C	D	F	H	Fig	N	O	P	Q	R	S	T	Fig
38	27	59.5	98	M16x1.5	34	3	-	-	-	-	-	-	-	-


1.9 TDI	81	12.97	----	-	-
2.4	115/121	12.97	---	-	-
2.5 TDI	110	12.97	---	-	-
2.7 T	169	12.97	---	-	-
2.8	142	12.97	---	-	-

A	B	C	D	F	H	Fig	N	O	P	Q	R	S	T	Fig
38	27	59.5	98	M16x1.5	34	3	-	-	-	-	-	-	-	-



Outer Joint		Driveshaft		Inner Joint	
AU1115	abs 45	AU3380	abs 45		

Note : -




Inner Joint		Driveshaft		Outer Joint	
		AU3381	abs 45	AU1115	abs 45

A	B	C	D	F	H	Fig	N	O	P	Q	R	S	T	Fig
38	27	59.5	98	M16x1.5	34	3	-	-	-	130	-	-	-	-

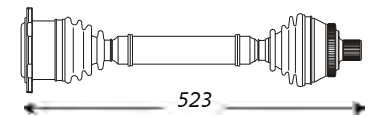
2.5 TDI Aut.	110	12.97	---	-	-
2.5 TDI Aut.	132	02.02	---	-	-

A	B	C	D	F	H	Fig	N	O	P	Q	R	S	T	Fig
38	27	59.5	98	M16x1.5	34	3	-	-	-	130	-	-	-	-



Outer Joint		Driveshaft		Inner Joint	
AU1115	abs 45	AU3361	abs 45		

Note : -




Inner Joint		Driveshaft		Outer Joint	
		AU3362	abs 45	AU1115	abs 45

A	B	C	D	F	H	Fig	N	O	P	Q	R	S	T	Fig
38	27	59.5	98	M16x1.5	34	3	-	-	-	-	-	-	-	-


2.5 TDI Aut.	120	07.02	05.05	-	-
--------------	-----	-------	-------	---	---

A	B	C	D	F	H	Fig	N	O	P	Q	R	S	T	Fig
38	27	59.5	98	M16x1.5	34	3	-	-	-	-	-	-	-	-



Outer Joint		Driveshaft		Inner Joint	
AU1115	abs 45	AU3412	abs 45		

Note : -




Inner Joint		Driveshaft		Outer Joint	
		AU3412	abs 45	AU1115	abs 45

A	B	C	D	F	H	Fig	N	O	P	Q	R	S	T	Fig
38	27	59.5	98	M16x1.5	34	3	-	-	-	-	-	-	-	-

S6 quattro	250	09.99	----	-	-
S6 quattro Aut	250	09.99	---	-	-

A	B	C	D	F	H	Fig	N	O	P	Q	R	S	T	Fig
38	27	59.5	98	M16x1.5	34	3	-	-	-	-	-	-	-	-



Outer Joint		Driveshaft		Inner Joint	
AU1115	abs 45	AU3382	abs 45		

Note : -



Inner Joint		Driveshaft		Outer Joint	
		AU3383	abs 45	AU1115	abs 45



Sinistra / Left

Audi

Destra / Right



A8 (Serie 4D2,4D8 - Front)

A	B	C	D	F	H	Fig	N	O	P	Q	R	S	T	Fig
38	27	59.5	98	M16x1.5	34	3	-	-	90	130	-	-	-	5

2.8 V6 kW 128 da: 06.94 a: --- Cambio - Telaio -
 from: to: Gearbox Chassis

A	B	C	D	F	H	Fig	N	O	P	Q	R	S	T	Fig
38	27	59.5	98	M16x1.5	34	3	-	-	90	130	-	-	-	5

TK11131



632

Outer Joint

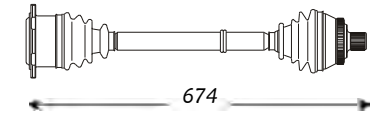
Driveshaft

Inner Joint

AU1115 abs 45

AU3324 abs 45

Note: -



674

TK11131

Inner Joint

Driveshaft

Outer Joint

AU3325 abs 45

AU1115 abs 45

A	B	C	D	F	H	Fig	N	O	P	Q	R	S	T	Fig
38	27	59.5	98	M16x1.5	34	3	-	-	90	130	-	-	-	5

2.8 V6 Aut. kW 128 da: 06.94 a: --- Cambio - Telaio -
 from: to: Gearbox Chassis

A	B	C	D	F	H	Fig	N	O	P	Q	R	S	T	Fig
38	27	59.5	98	M16x1.5	34	3	-	-	90	130	-	-	-	5

TK11131



588

Outer Joint

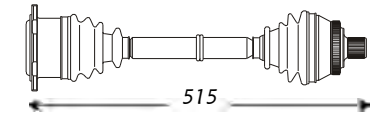
Driveshaft

Inner Joint

AU1115 abs 45

AU3336 abs 45

Note: -



515

TK11131

Inner Joint

Driveshaft

Outer Joint

AU3338 abs 45

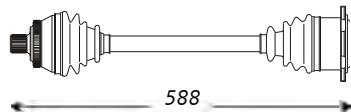
AU1115 abs 45

A	B	C	D	F	H	Fig	N	O	P	Q	R	S	T	Fig
38	27	59.5	98	M16x1.5	34	3	-	-	90	130	-	-	-	5

4.2 V8 Aut. kW 220 da: 03.94 a: 11.98 Cambio - Telaio -
 from: to: Gearbox Chassis

A	B	C	D	F	H	Fig	N	O	P	Q	R	S	T	Fig
38	27	59.5	98	M16x1.5	34	3	-	-	90	130	-	-	-	5

TK11131



588

Outer Joint

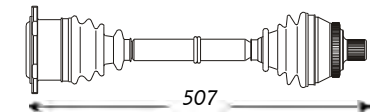
Driveshaft

Inner Joint

AU1115 abs 45

AU3336 abs 45

Note: -



507

TK11131

Inner Joint

Driveshaft

Outer Joint

AU3337 abs 45

AU1115 abs 45

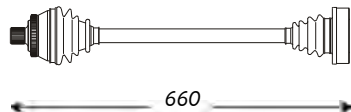
A8 Quattro (Serie 4D2,4D8 - Rear)

A	B	C	D	F	H	Fig	N	O	P	Q	R	S	T	Fig
38	27	59.5	98	M16x1.5	34	3	-	28	-	108	-	-	-	4

2.8 V6 kW 128 da: 06.94 a: --- Cambio - Telaio -
 from: to: Gearbox Chassis

A	B	C	D	F	H	Fig	N	O	P	Q	R	S	T	Fig
38	27	59.5	98	M16x1.5	34	3	-	28	-	108	-	-	-	4

TK11131



660

Outer Joint

Driveshaft

Inner Joint

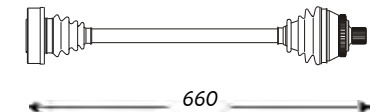
AU1115 abs 45

AU3339 abs 45

AU2012

Note: -

K21135



660

TK11131

Inner Joint

Driveshaft

Outer Joint

AU2012

AU3339 abs 45

AU1115 abs 45



Sinistra / Left

Audi

Destra / Right



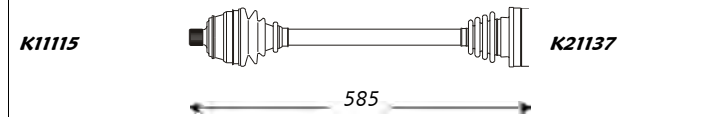
Cabriolet (Serie 8G7,B4 - Front)

kW	da:	a:	Cambio	Telaio
	from:	to:	Gearbox	Chassis

A	B	C	D	F	H	Fig	N	O	P	Q	R	S	T	Fig
33	30	53	88	M14x1.5	30	3	-	33	-	100	-	-	-	4

2.0

85 01.93 07.98 - -



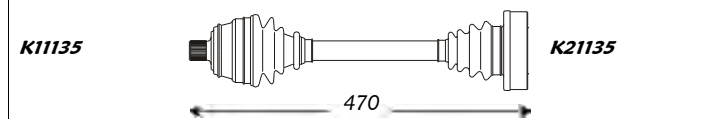
Outer Joint		Driveshaft	Inner Joint	
AU1074		AU3120		AU2005
AU1068	abs 45	AU3122	abs 45	

Note: -

A	B	C	D	F	H	Fig	N	O	P	Q	R	S	T	Fig
33	30	53	88	M14x1.5	30	3	-	28	-	108	-	-	41	5

2.0 Aut.

85 03.94 11.98 - -



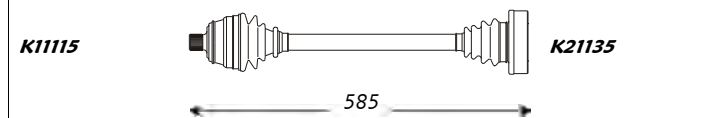
Outer Joint		Driveshaft	Inner Joint	
AU1074		AU3266		AU2012
AU1068	abs 45	AU3268	abs 45	

Note: -

A	B	C	D	F	H	Fig	N	O	P	Q	R	S	T	Fig
33	30	53	88	M14x1.5	30	3	-	28	-	108	-	-	-	4

2.3

98 06.91 07.94 - -



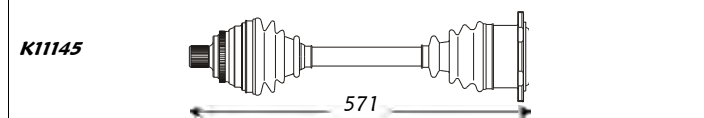
Outer Joint		Driveshaft	Inner Joint	
AU1074		AU3188		AU2012
AU1068	abs 45	AU3190	abs 45	

Note: -

A	B	C	D	F	H	Fig	N	O	P	Q	R	S	T	Fig
38	27	59.6	98	M16x1.5	34	3	-	-	-	130	-	-	-	5

2.6

110 11.92 -- -- - -

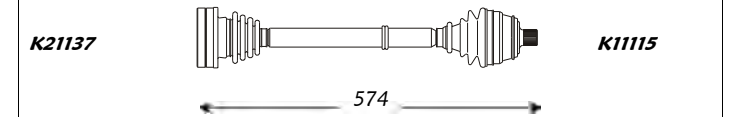


Outer Joint		Driveshaft	Inner Joint	
AU1010	abs 45	AU3098	abs 45	

Note: -

A	B	C	D	F	H	Fig	N	O	P	Q	R	S	T	Fig
33	30	53	88	M14x1.5	30	3	-	33	-	100	-	-	-	4

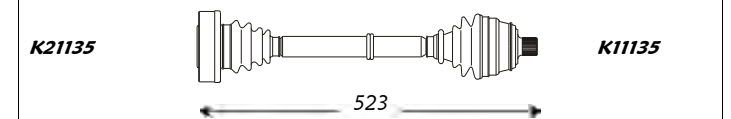
2.0



Inner Joint		Driveshaft	Outer Joint	
AU2005		AU3121		AU1074
		AU3123	abs 45	AU1068
				abs 45

A	B	C	D	F	H	Fig	N	O	P	Q	R	S	T	Fig
33	30	53	88	M14x1.5	30	3	-	28	-	108	-	-	41	5

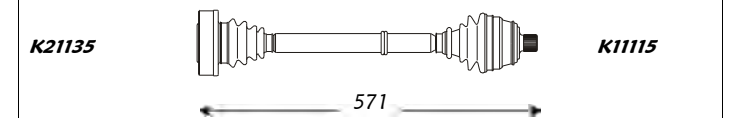
2.0 Aut.



Inner Joint		Driveshaft	Outer Joint	
AU2012		AU3267		AU1074
		AU3269	abs 45	AU1068
				abs 45

A	B	C	D	F	H	Fig	N	O	P	Q	R	S	T	Fig
33	30	53	88	M14x1.5	30	3	-	28	-	108	-	-	-	4

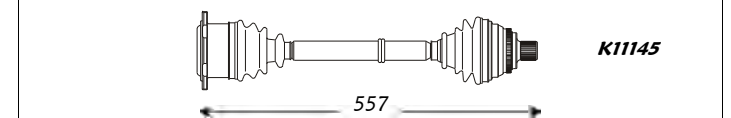
2.3



Inner Joint		Driveshaft	Outer Joint	
AU2012		AU3189		AU1074
		AU3191	abs 45	AU1068
				abs 45

A	B	C	D	F	H	Fig	N	O	P	Q	R	S	T	Fig
38	27	59.6	98	M16x1.5	34	3	-	-	-	130	-	-	-	5

2.6



Inner Joint		Driveshaft	Outer Joint	
		AU3099	abs 45	AU1010
				abs 45



Sinistra / Left

Audi

Destra / Right



Cabriolet (Serie 8G7,B4 - Front)

A	B	C	D	F	H	Fig	N	O	P	Q	R	S	T	Fig
38	27	59.6	98	M16x1.5	34	3	-	33	-	100	-	-	41	5

kW	da:	a:	Cambio	Telaio
	from:	to:	Gearbox	Chassis
2.6 Aut.	110	06.93	05.95	-
2.8 Aut.	128	11.92	--	-

A	B	C	D	F	H	Fig	N	O	P	Q	R	S	T	Fig
38	27	59.6	98	M16x1.5	34	3	-	33	-	100	-	-	41	5

K11145  **K21195**

481

Outer Joint Driveshaft Inner Joint

AU1010 abs 45 **AU3270** abs 45 AU2005

Note : -

K21195  **K11145**

533

Inner Joint Driveshaft Outer Joint

AU2005 **AU3271** abs 45 AU1010 abs 45

Coupé (Serie 89,8B - Front)

A	B	C	D	F	H	Fig	N	O	P	Q	R	S	T	Fig
22	30	51	81	M20x1.5	79	3	-	33	-	94	-	-	-	4

kW	da:	a:	Cambio	Telaio
	from:	to:	Gearbox	Chassis
1.6	55	02.81	08.82	-
1.8	55	02.81	07.83	-
1.8	64/68	09.82	07.88	-

A	B	C	D	F	H	Fig	N	O	P	Q	R	S	T	Fig
22	30	51	81	M20x1.5	79	3	-	33	-	94	-	-	-	4

K11110  **K22924**

627

Outer Joint Driveshaft Inner Joint

AU1004 **AU3005** AU2003

Note : -

K22924  **K11110**

627

Inner Joint Driveshaft Outer Joint

AU2003 **AU3005** AU1004

A	B	C	D	F	H	Fig	N	O	P	Q	R	S	T	Fig
22	30	51	81	M20x1.5	79	3	-	33	-	94	-	-	-	4

1.8 Aut.	55	02.81	07.83	-
1.8 Aut.	64/68	09.82	07.88	-

A	B	C	D	F	H	Fig	N	O	P	Q	R	S	T	Fig
22	30	51	81	M20x1.5	79	3	-	33	-	94	-	-	-	4

K11110  **K21192**

685

Outer Joint Driveshaft Inner Joint

AU1004 **AU3261** AU2003

Note : -

K21192  **K11110**

588

Inner Joint Driveshaft Outer Joint

AU2003 **AU3262** AU1004

A	B	C	D	F	H	Fig	N	O	P	Q	R	S	T	Fig
22	30	51	90	M20x1.5	78	3	-	33	-	100	-	-	-	4

1.8 GT	79/82	08.86	07.88	-
--------	-------	-------	-------	---

A	B	C	D	F	H	Fig	N	O	P	Q	R	S	T	Fig
22	30	51	90	M20x1.5	78	3	-	33	-	100	-	-	-	4

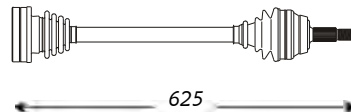
K11120  **K21137**

625

Outer Joint Driveshaft Inner Joint

AU1005 **AU3083** AU2005

Note : -

K21137  **K11120**

625

Inner Joint Driveshaft Outer Joint

AU2005 **AU3083** AU1005



Sinistra / Left

Audi

Destra / Right



Coupé (Serie 89,8B - Front)

<i>kW</i>	<i>da:</i>	<i>a:</i>	<i>Cambio</i>	<i>Telaio</i>
	<i>from:</i>	<i>to:</i>	<i>Gearbox</i>	<i>Chassis</i>

A	B	C	D	F	H	Fig	N	O	P	Q	R	S	T	Fig
33	30	53	88	M14x1.5	30	3	-	33	-	100	-	-	-	4

1.8 GT
2.0

79/82	11.88	07.91	-	-
85	05.89	--	-	-

K11115



K21137

585

Outer Joint

Driveshaft

Inner Joint

AU1074
AU1068 abs 45

AU3120
AU3122 abs 45

AU2005


Note : -

A	B	C	D	F	H	Fig	N	O	P	Q	R	S	T	Fig
22	30	51	81	M20x1.5	79	3	-	33	-	94	-	-	-	4

1.9 GT5
2.2

85	10.80	07.83	-	-
77/85	02.81	08.82	-	-

K11110



K22923

641

Outer Joint

Driveshaft

Inner Joint

AU1004

AU3013

AU2003


Note : -

A	B	C	D	F	H	Fig	N	O	P	Q	R	S	T	Fig
22	30	51	81	M20x1.5	79	3	-	33	-	94	-	-	-	4

1.9 GT5 Aut.

85	10.80	07.83	-	-
----	-------	-------	---	---

K11110



K22924

680

Outer Joint

Driveshaft

Inner Joint

AU1004

AU3218

AU2003


Note : -

A	B	C	D	F	H	Fig	N	O	P	Q	R	S	T	Fig
33	30	53	88	M14x1.5	30	3	-	28	-	108	-	-	-	4

2.0 16V
2.0 E 20V
2.2 GT
2.3 E

101/103	01.92	--	-	-
118	08.89	07.91	-	-
100	11.88	07.91	-	-
100	11.88	--	-	-

K11115



K21135

585

Outer Joint

Driveshaft

Inner Joint

AU1074
AU1068 abs 45

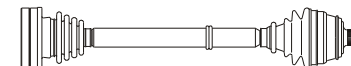
AU3188
AU3190 abs 45

AU2012

Note : -

A	B	C	D	F	H	Fig	N	O	P	Q	R	S	T	Fig
33	30	53	88	M14x1.5	30	3	-	33	-	100	-	-	-	4

K21137



K11115

574

Inner Joint

Driveshaft

Outer Joint

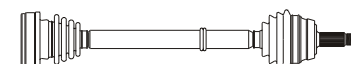
AU2005

AU3121
AU3123 abs 45

AU1074
AU1068 abs 45

A	B	C	D	F	H	Fig	N	O	P	Q	R	S	T	Fig
22	30	51	81	M20x1.5	79	3	-	33	-	94	-	-	-	4

K22923



K11110

595

Inner Joint

Driveshaft

Outer Joint

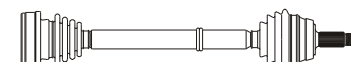
AU2003

AU3014

AU1004

A	B	C	D	F	H	Fig	N	O	P	Q	R	S	T	Fig
22	30	51	81	M20x1.5	79	3	-	33	-	94	-	-	-	4

K22924



K11110

582

Inner Joint

Driveshaft

Outer Joint

AU2003

AU3219

AU1004

A	B	C	D	F	H	Fig	N	O	P	Q	R	S	T	Fig
33	30	53	88	M14x1.5	30	3	-	28	-	108	-	-	-	4

K21135



K11115

571

Inner Joint

Driveshaft

Outer Joint

AU2012

AU3189
AU3191 abs 45

AU1074
AU1068 abs 45



Sinistra / Left

Audi

Destra / Right



Coupé (Serie 89,8B - Front)

kW	da:	a:	Cambio	Telaio
	from:	to:	Gearbox	Chassis

A	B	C	D	F	H	Fig	N	O	P	Q	R	S	T	Fig
33	30	53	88	M14x1.5	30	3	-	33	-	100	-	-	-	4

2.0 Aut.	85	05.89	07.91	-	-
----------	----	-------	-------	---	---

A	B	C	D	F	H	Fig	N	O	P	Q	R	S	T	Fig
33	30	53	88	M14x1.5	30	3	-	33	-	100	-	-	-	4

2.0 Aut.	85	09.91	---	4 Sp.	-
2.3 Aut.	98/100	11.88	---	-	-

2.0 GT	85	08.83	07.86	-	-
2.2	77/85	01.85	07.88	-	-

K11135 **K21137**

645

Outer Joint	Driveshaft	Inner Joint
AU1074 AU1068 abs 45	AU3272 AU3274 abs 45	AU2005

Note: -

K21137 **K11135**

530

Inner Joint	Driveshaft	Outer Joint
AU2005	AU3273 AU3275 abs 45	AU1074 AU1068 abs 45

Note: -

A	B	C	D	F	H	Fig	N	O	P	Q	R	S	T	Fig
33	30	53	88	M14x1.5	30	3	-	28	-	108	-	-	41	5

2.0 GT	85	08.83	07.86	-	-
2.2	77/85	01.85	07.88	-	-

A	B	C	D	F	H	Fig	N	O	P	Q	R	S	T	Fig
33	30	53	88	M14x1.5	30	3	-	28	-	108	-	-	41	5

2.0 GT	85	08.83	07.86	-	-
2.2	77/85	01.85	07.88	-	-

2.0 GT	85	08.83	07.86	-	-
2.2	77/85	01.85	07.88	-	-

K11135 **K21135**

470

Outer Joint	Driveshaft	Inner Joint
AU1074 AU1068 abs 45	AU3266 AU3268 abs 45	AU2012

Note: -

K21137 **K11135**

523

Inner Joint	Driveshaft	Outer Joint
AU2012	AU3267 AU3269 abs 45	AU1074 AU1068 abs 45

Note: -

A	B	C	D	F	H	Fig	N	O	P	Q	R	S	T	Fig
22	30	51	90	M20x1.5	78	3	-	33	-	100	-	-	-	4

2.0 GT Aut.	85	08.83	07.86	-	-
2.2 Aut.	77/85	01.85	07.87	-	-

A	B	C	D	F	H	Fig	N	O	P	Q	R	S	T	Fig
22	30	51	90	M20x1.5	78	3	-	33	-	100	-	-	-	4

2.0 GT Aut.	85	08.83	07.86	-	-
2.2 Aut.	77/85	01.85	07.87	-	-

2.0 GT Aut.	85	08.83	07.86	-	-
2.2 Aut.	77/85	01.85	07.87	-	-

K12935 **K21137**

641

Outer Joint	Driveshaft	Inner Joint
AU1005	AU3017	AU2005

Note: -

K21137 **K12935**

595

Inner Joint	Driveshaft	Outer Joint
AU2005	AU3018	AU1005

Note: -

A	B	C	D	F	H	Fig	N	O	P	Q	R	S	T	Fig
22	30	51	90	M20x1.5	78	3	-	33	-	100	-	-	-	-

2.0 GT Aut.	85	08.83	07.86	-	-
2.2 Aut.	77/85	01.85	07.87	-	-

A	B	C	D	F	H	Fig	N	O	P	Q	R	S	T	Fig
22	30	51	90	M20x1.5	78	3	-	33	-	100	-	-	-	-

2.0 GT Aut.	85	08.83	07.86	-	-
2.2 Aut.	77/85	01.85	07.87	-	-

2.0 GT Aut.	85	08.83	07.86	-	-
2.2 Aut.	77/85	01.85	07.87	-	-

K11135 **K21195**

670

Outer Joint	Driveshaft	Inner Joint
AU1005	AU3242	AU2005

Note: -

K21195 **K11135**

574

Inner Joint	Driveshaft	Outer Joint
AU2005	AU3243	AU1005

Note: -



Sinistra / Left

Audi

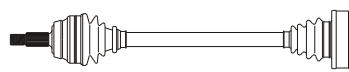
Destra / Right



Coupé (Serie 89,8B - Front)

<i>kW</i>	<i>da:</i>	<i>a:</i>	<i>Cambio</i>	<i>Telaio</i>
	<i>from:</i>	<i>to:</i>	<i>Gearbox</i>	<i>Chassis</i>

A	B	C	D	F	H	Fig	N	O	P	Q	R	S	T	Fig
22	25	51	90	M20x1.5	78	1	-	28	-	108	-	-	-	4


K11105  **K21135**

← 642 →

Outer Joint	Driveshaft	Inner Joint
AU1002 AU1116 abs 96	AU3027 AU3045 abs 96	AU2012

Note : -

A	B	C	D	F	H	Fig	N	O	P	Q	R	S	T	Fig
22	30	51	90	M20x1.5	78	3	-	28	-	108	-	-	-	-


K11135  **K21135**

← 672 →

Outer Joint	Driveshaft	Inner Joint
AU1005 AU1081 abs 96	AU3306 AU3308 abs 96	AU2012

Note : -

A	B	C	D	F	H	Fig	N	O	P	Q	R	S	T	Fig
33	30	53	88	M14x1.5	30	3	-	28	-	108	-	-	-	4


K11115  **K21135**

← 585 →

Outer Joint	Driveshaft	Inner Joint
AU1068 abs 45	AU3190 abs 45	AU2012

Note : -

A	B	C	D	F	H	Fig	N	O	P	Q	R	S	T	Fig
38	27	59.6	98	M16x1.5	34	3	-	-	-	130	-	-	-	5

K11145  **K21135**

← 571 →

Outer Joint	Driveshaft	Inner Joint
AU1010 abs 45	AU3098 abs 45	

Note : -

2.2 GT	100/102	09.84	07.88	-	-
2.2 GT5	96	01.81	07.84	-	-
2.3 E	100	02.87	07.88	-	-

Note : -

2.2 GT Aut.	100	09.84	07.88	-	-
2.3 E Aut.	100	02.87	07.88	-	-

Note : -

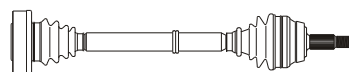
2.3 E 20V	125	08.89	07.91	-	-
-----------	-----	-------	-------	---	---

Note : -

2.6	110	09.91	--	-	-
2.8	128	09.91	--	-	-

Note : -

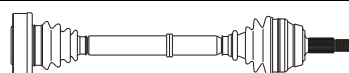
A	B	C	D	F	H	Fig	N	O	P	Q	R	S	T	Fig
22	25	51	90	M20x1.5	78	1	-	28	-	108	-	-	-	4

K21135  **K11105**

← 595 →

Inner Joint	Driveshaft	Outer Joint
AU2012	AU3028 AU3046 abs 96	AU1002 AU1116 abs 96

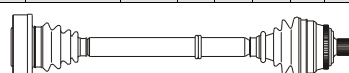
A	B	C	D	F	H	Fig	N	O	P	Q	R	S	T	Fig
22	30	51	90	M20x1.5	78	3	-	28	-	108	-	-	-	-

K21135  **K11135**

← 575 →

Inner Joint	Driveshaft	Outer Joint
AU2012	AU3307 AU3309 abs 96	AU1005 AU1081 abs 96


A	B	C	D	F	H	Fig	N	O	P	Q	R	S	T	Fig
33	30	53	88	M14x1.5	30	3	-	28	-	108	-	-	-	4

K21135  **K11115**

← 571 →

Inner Joint	Driveshaft	Outer Joint
AU2012	AU3191 abs 45	AU1068 abs 45

A	B	C	D	F	H	Fig	N	O	P	Q	R	S	T	Fig
38	27	59.6	98	M16x1.5	34	3	-	-	-	130	-	-	-	5

K11145  **K11145**

← 557 →

Inner Joint	Driveshaft	Outer Joint
	AU3099 abs 45	AU1010 abs 45



Sinistra / Left

Audi

Destra / Right



Quattro (Serie 85 - Front)

													kW	da:	a:	Cambio	Telaio																			
													from:	to:	Gearbox	Chassis																				
A	B	C	D	F	H	Fig	N	O	P	Q	R	S	T	Fig							A	B	C	D	F	H	Fig	N	O	P	Q	R	S	T	Fig	
26	28	56.6	98	M22x1.5	84	1	-	28	-	108	-	-	-	4	2.2	119	07.80	07.91	-	-		26	28	56.6	98	M22x1.5	84	1	-	28	-	108	-	-	-	4
Outer Joint				Driveshaft					Inner Joint				Inner Joint				Driveshaft					Outer Joint														
AU1013 AU1084 abs 96				AU3105 AU3111 abs 96					AU2012				AU2012				AU3104 AU3110 abs 96					AU1013 AU1084 abs 96														
Note : -																																				

TT (Serie 8N3 - Front)

													kW	da:	a:	Cambio	Telaio																				
													from:	to:	Gearbox	Chassis																					
A	B	C	D	F	H	Fig	N	O	P	Q	R	S	T	Fig							A	B	C	D	F	H	Fig	N	O	P	Q	R	S	T	Fig		
36	27	53	98	-	40	-	-	-	-	-	-	-	-	-	1.8 T	132	10.98	----	5 Sp.	-		36	27	53	98	-	40	-	-	-	-	-	-	-	-	-	-
Outer Joint				Driveshaft					Inner Joint				Inner Joint				Driveshaft					Outer Joint															
AU1124				AU3377													AU3378					AU1124															
Note : -																																					

V8 Quattro (Front)

													kW	da:	a:	Cambio	Telaio																			
													from:	to:	Gearbox	Chassis																				
A	B	C	D	F	H	Fig	N	O	P	Q	R	S	T	Fig							A	B	C	D	F	H	Fig	N	O	P	Q	R	S	T	Fig	
38	27	59.6	98	M16x1.5	34	3	-	28	-	108	-	-	-	-	3.6	184	10.88	07.91	5 Sp.	-		38	27	59.6	98	M16x1.5	34	3	-	28	-	108	-	-	-	-
Outer Joint				Driveshaft					Inner Joint				Inner Joint				Driveshaft					Outer Joint														
AU1108 AU1010 abs 45				AU3255 AU3256 abs 45					AU2012				AU2012				AU3255 AU3256 abs 45					AU1108 AU1010 abs 45														
Note : -																																				



Sinistra / Left

Audi

Destra / Right



V8 Quattro (Front)

A	B	C	D	F	H	Fig	N	O	P	Q	R	S	T	Fig
38	27	59.6	98	M16x1.5	34	3	-	28	-	108	-	-	-	4

3.6
4.2

kW da: a: Cambio Telaio
from: to: Gearbox Chassis

184 08.91 11.93 6 Sp. -
206 10.91 11.93 6 Sp. -



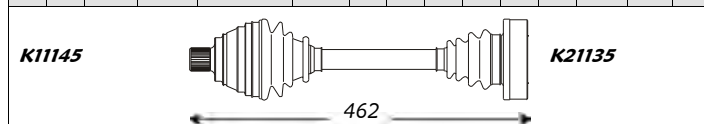
Outer Joint	Driveshaft	Inner Joint
AU1108 AU1115 abs 45	AU3320 AU3322 abs 45	AU2012

Note : -

A	B	C	D	F	H	Fig	N	O	P	Q	R	S	T	Fig
38	27	59.6	98	M16x1.5	34	3	-	28	-	108	-	-	-	-

3.6 Aut.
3.6 Aut.

184 10.88 08.90 6 Sp. -
184 10.88 08.90 5 Sp. -



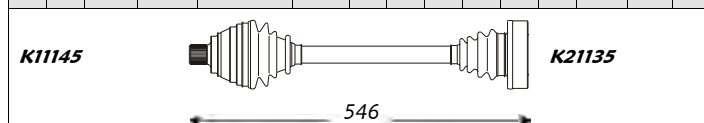
Outer Joint	Driveshaft	Inner Joint
AU1108 AU1010 abs 45	AU3312 AU3314 abs 45	AU2012

Note : -

A	B	C	D	F	H	Fig	N	O	P	Q	R	S	T	Fig
38	27	59.6	98	M16x1.5	34	3	-	28	-	108	-	-	-	-

3.6 Aut.
3.6 Aut.
4.2 Aut.

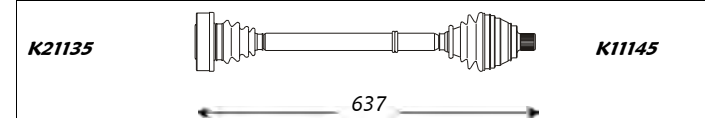
184 09.90 11.93 6 Sp. -
184 09.90 11.93 5 Sp. -
206 10.91 11.93 6 Sp. -



Outer Joint	Driveshaft	Inner Joint
AU1108 AU1010 abs 45	AU3316 AU3318 abs 45	AU2012

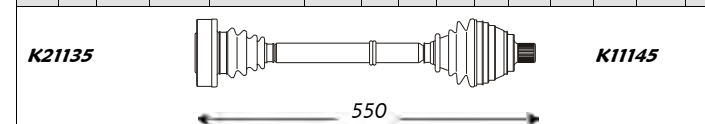
Note : -

A	B	C	D	F	H	Fig	N	O	P	Q	R	S	T	Fig
38	27	59.6	98	M16x1.5	34	3	-	28	-	108	-	-	-	4



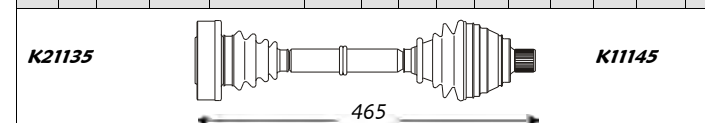
Inner Joint	Driveshaft	Outer Joint
AU2012	AU3321 AU3323 abs 45	AU1108 AU1115 abs 45

A	B	C	D	F	H	Fig	N	O	P	Q	R	S	T	Fig
38	27	59.6	98	M16x1.5	34	3	-	28	-	108	-	-	-	-



Inner Joint	Driveshaft	Outer Joint
AU2012	AU3313 AU3315 abs 45	AU1108 AU1010 abs 45

A	B	C	D	F	H	Fig	N	O	P	Q	R	S	T	Fig
38	27	59.6	98	M16x1.5	34	3	-	28	-	108	-	-	-	-



Inner Joint	Driveshaft	Outer Joint
AU2012	AU3317 AU3319 abs 45	AU1108 AU1010 abs 45


V8 Quattro (Rear)

A	B	C	D	F	H	Fig	N	O	P	Q	R	S	T	Fig
38	28	59.5	98	M16x1.5	34	1	-	28	-	108	-	-	-	-

3.6
3.6
3.6 Aut.
3.6 Aut.
4.2
4.2 Aut.

kW da: a: Cambio Telaio
from: to: Gearbox Chassis

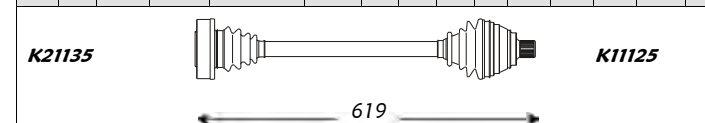
184 10.88 11.93 5 Sp. -
184 08.91 11.93 6 Sp. -
184 10.88 11.93 5 Sp. -
184 10.91 11.93 6 Sp. -
206 10.91 11.93 6 Sp. -
206 10.88 11.93 6 Sp. -



Outer Joint	Driveshaft	Inner Joint
AU1106 AU1107 abs 45	AU3310 AU3311 abs 45	AU2012

Note : -

A	B	C	D	F	H	Fig	N	O	P	Q	R	S	T	Fig
38	28	59.5	98	M16x1.5	34	1	-	28	-	108	-	-	-	-



Inner Joint	Driveshaft	Outer Joint
AU2012	AU3310 AU3311 abs 45	AU1106 AU1107 abs 45



Sinistra / Left

Autobianchi

Destra / Right

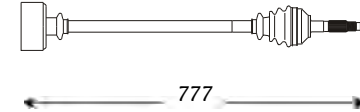
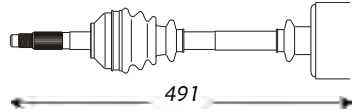


A111 (Front)

A	B	C	D	F	H	Fig	N	O	P	Q	R	S	T	Fig
22	22	48	81	M20x1.5	116	1	-	-	-	-	-	-	34	5

kW	da:	a:	Cambio	Telaio
	from:	to:	Gearbox	Chassis
1.4	51	08.69	11.72	- -

A	B	C	D	F	H	Fig	N	O	P	Q	R	S	T	Fig
22	22	48	81	M20x1.5	116	1	-	-	-	-	-	-	34	5



Outer Joint	Driveshaft	Inner Joint
AB1006	AB3023	

Inner Joint	Driveshaft	Outer Joint
	AB3024	AB1006

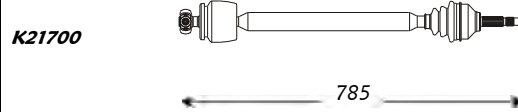
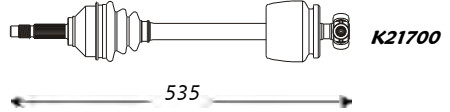
Note : -

A112 (Front)

A	B	C	D	F	H	Fig	N	O	P	Q	R	S	T	Fig
20	20	43.1	80	M20x1.5	90	1	-	20	-	-	-	-	25.4	5

kW	da:	a:	Cambio	Telaio
	from:	to:	Gearbox	Chassis
0.9	31	07.75	12.81	- -
1.0	35	07.75	12.81	- -

A	B	C	D	F	H	Fig	N	O	P	Q	R	S	T	Fig
20	20	43.1	80	M20x1.5	90	1	-	20	-	-	-	-	25.4	5



Outer Joint	Driveshaft	Inner Joint
AB1003	AB3001	AB7001

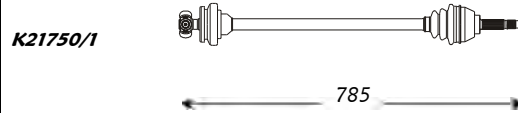
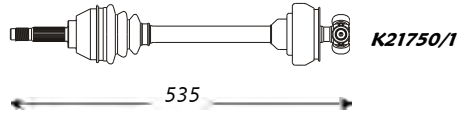
Inner Joint	Driveshaft	Outer Joint
AB7001	AB3002	AB1003

Note : -

A	B	C	D	F	H	Fig	N	O	P	Q	R	S	T	Fig
20	20	43.1	80	M20x1.5	90	1	-	19	-	-	-	-	29.2	5

0.9	31	01.82	--	- -
1.0	35	01.82	12.85	- -
1.0 Abarth	43	01.82	--	- -

A	B	C	D	F	H	Fig	N	O	P	Q	R	S	T	Fig
20	20	43.1	80	M20x1.5	90	1	-	19	-	-	-	-	29.2	5



Outer Joint	Driveshaft	Inner Joint
AB1004	AB3005	AB7014

Inner Joint	Driveshaft	Outer Joint
AB7014	AB3006	AB1004

Note : -



Sinistra / Left

Autobianchi

Destra / Right



Y10 (Front)

													<i>kW</i>	<i>da:</i>	<i>a:</i>	<i>Cambio</i>	<i>Telaio</i>																									
													<i>from:</i>	<i>to:</i>	<i>Gearbox</i>	<i>Chassis</i>																										
A	B	C	D	F	H	Fig	N	O	P	Q	R	S	T	Fig														A	B	C	D	F	H	Fig	N	O	P	Q	R	S	T	Fig
20	20	43.1	80	M20x1.5	90	1	-	19	-	-	-	-	29.2	5														20	20	43.1	80	M20x1.5	90	1	-	19	-	-	-	-	29.2	5
<i>Outer Joint</i>			<i>Driveshaft</i>						<i>Inner Joint</i>						<i>Inner Joint</i>			<i>Driveshaft</i>						<i>Outer Joint</i>																		
AB1004			AB3009						AB7014						AB7014			AB3010						AB1004																		
Note : -															Note : -																											
<i>Outer Joint</i>			<i>Driveshaft</i>						<i>Inner Joint</i>						<i>Inner Joint</i>			<i>Driveshaft</i>						<i>Outer Joint</i>																		
AB1004			AB3014						AB2030						AB2030			AB3013						AB1004																		
Note : -															Note : -																											
<i>Outer Joint</i>			<i>Driveshaft</i>						<i>Inner Joint</i>						<i>Inner Joint</i>			<i>Driveshaft</i>						<i>Outer Joint</i>																		
AB1003			AB3011						AB7014						AB7014			AB3012						AB1003																		
Note : -															Note : -																											



Sinistra / Left

BMW

Destra / Right



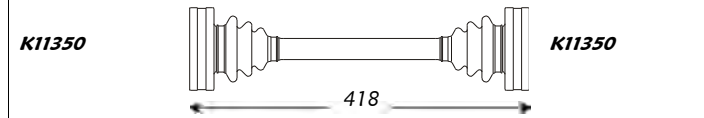
1502/2002 (MT/AT) (Serie E10 - Rear)

kW da: a: Cambio Telaio
from: to: Gearbox Chassis

A	B	C	D	F	H	Fig	N	O	P	Q	R	S	T	Fig
-	24	-	100	-	-	-	-	24	-	100	-	-	-	-

tt

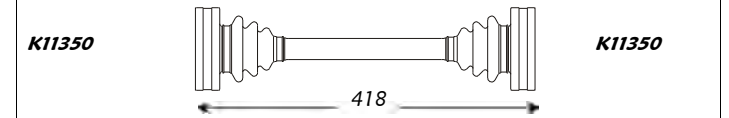
- 10.67 01.77 - -



Outer Joint	Driveshaft	Inner Joint
BW2001	BW3002	BW2001

Note : -

A	B	C	D	F	H	Fig	N	O	P	Q	R	S	T	Fig
-	24	-	100	-	-	-	-	24	-	100	-	-	-	-



Inner Joint	Driveshaft	Outer Joint
BW2001	BW3002	BW2001

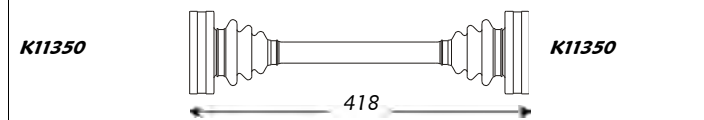
1600 (MT/AT) (Serie E10 - Rear)

kW da: a: Cambio Telaio
from: to: Gearbox Chassis

A	B	C	D	F	H	Fig	N	O	P	Q	R	S	T	Fig
-	24	-	100	-	-	-	-	24	-	100	-	-	-	-

1.6

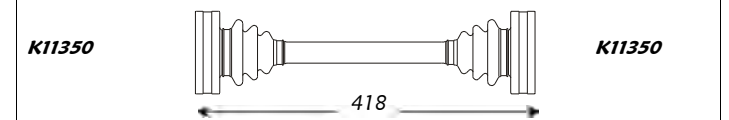
77 10.67 01.77 - -



Outer Joint	Driveshaft	Inner Joint
BW2001	BW3002	BW2001

Note : -

A	B	C	D	F	H	Fig	N	O	P	Q	R	S	T	Fig
-	24	-	100	-	-	-	-	24	-	100	-	-	-	-



Inner Joint	Driveshaft	Outer Joint
BW2001	BW3002	BW2001

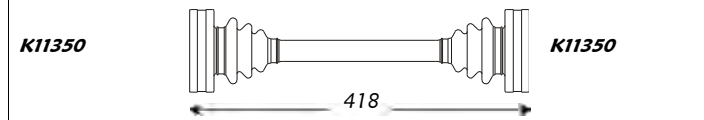
1800/2000 (MT/AT) (Serie E10 - Rear)

kW da: a: Cambio Telaio
from: to: Gearbox Chassis

A	B	C	D	F	H	Fig	N	O	P	Q	R	S	T	Fig
-	24	-	100	-	-	-	-	24	-	100	-	-	-	-

tt

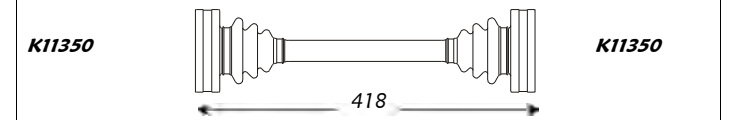
- 06.66 11.72 - -



Outer Joint	Driveshaft	Inner Joint
BW2001	BW3002	BW2001

Note : -

A	B	C	D	F	H	Fig	N	O	P	Q	R	S	T	Fig
-	24	-	100	-	-	-	-	24	-	100	-	-	-	-



Inner Joint	Driveshaft	Outer Joint
BW2001	BW3002	BW2001



Sinistra / Left

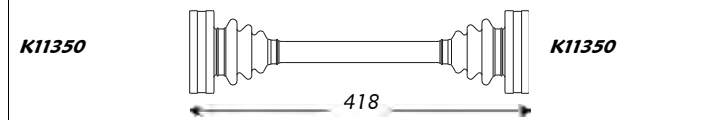
BMW

Destra / Right



2000 (MT/AT) (Rear)

A	B	C	D	F	H	Fig	N	O	P	Q	R	S	T	Fig
-	24	-	100	-	-	-	-	24	-	100	-	-	-	-

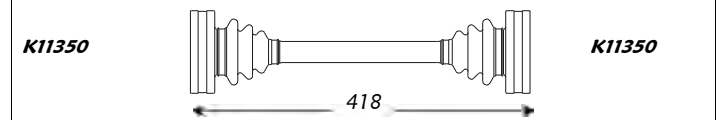


Outer Joint	Driveshaft	Inner Joint
BW2001	BW3002	BW2001

	kW	da: from:	a: to:	Cambio Gearbox	Telaio Chassis
1600 Touring	63	10.67	01.77	-	-
1602	-	10.67	01.77	-	-
1800 Touring	-	10.67	01.77	-	-
1802	66	10.67	01.77	-	-
2002	74/96	10.67	01.77	-	-

Note: -

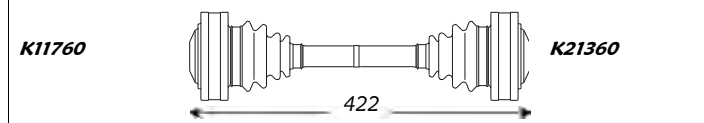
A	B	C	D	F	H	Fig	N	O	P	Q	R	S	T	Fig
-	24	-	100	-	-	-	-	24	-	100	-	-	-	-



Inner Joint	Driveshaft	Outer Joint
BW2001	BW3002	BW2001

2500 CS (MT/AT) (Serie E3 - Rear)

A	B	C	D	F	H	Fig	N	O	P	Q	R	S	T	Fig
-	28	-	108	-	-	-	-	28	-	108	-	-	-	-

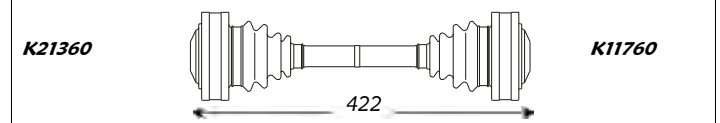


Outer Joint	Driveshaft	Inner Joint
BW2002	BW3003	BW2002

	kW	da: from:	a: to:	Cambio Gearbox	Telaio Chassis
tt	-	10.68	05.75	-	-

Note: -

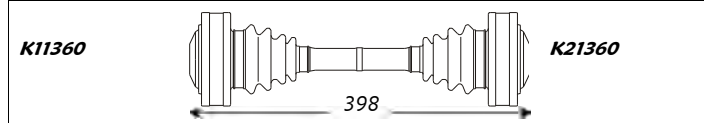
A	B	C	D	F	H	Fig	N	O	P	Q	R	S	T	Fig
-	28	-	108	-	-	-	-	28	-	108	-	-	-	-



Inner Joint	Driveshaft	Outer Joint
BW2002	BW3003	BW2002

2500 CS (MT/AT) (Serie E9 - Rear)

A	B	C	D	F	H	Fig	N	O	P	Q	R	S	T	Fig
-	28	-	108	-	-	-	-	28	-	108	-	-	-	-

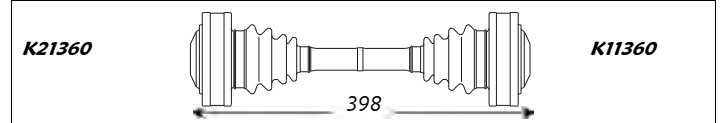


Outer Joint	Driveshaft	Inner Joint
BW2016	BW3004	BW2016

	kW	da: from:	a: to:	Cambio Gearbox	Telaio Chassis
tt	-	01.69	03.76	-	-

Note: -

A	B	C	D	F	H	Fig	N	O	P	Q	R	S	T	Fig
-	28	-	108	-	-	-	-	28	-	108	-	-	-	-



Inner Joint	Driveshaft	Outer Joint
BW2016	BW3004	BW2016



Sinistra / Left

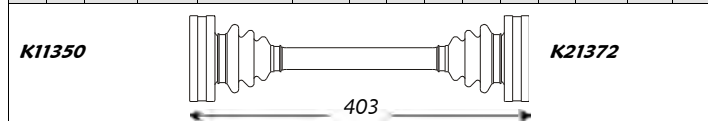
BMW

Destra / Right




3 E21 (Rear)

A	B	C	D	F	H	Fig	N	O	P	Q	R	S	T	Fig
-	24	-	100	-	-	-	-	24	-	100	-	-	-	-




Outer Joint	Driveshaft	Inner Joint
BW2004	BW3007	BW2004

A	B	C	D	F	H	Fig	N	O	P	Q	R	S	T	Fig
-	24	-	100	-	-	-	-	24	-	100	-	-	-	-



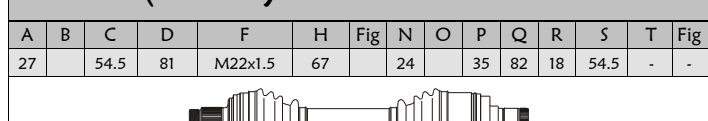
Outer Joint	Driveshaft	Inner Joint
BW2001	BW3002	BW2001

A	B	C	D	F	H	Fig	N	O	P	Q	R	S	T	Fig
-	24	-	100	-	-	-	-	24	-	100	-	-	-	-



Outer Joint	Driveshaft	Inner Joint
BW2003	BW3006	BW2003

A	B	C	D	F	H	Fig	N	O	P	Q	R	S	T	Fig
27	54.5	81	M22x1.5	67	24	35	82	18	54.5	-	-	-	-	-



Outer Joint	Driveshaft	Inner Joint
	BW3074 BW3059 abs 48	

A	B	C	D	F	H	Fig	N	O	P	Q	R	S	T	Fig
27	54.5	81	M22x1.5	67	24	35	82	18	54.5	-	-	-	-	-

kW	da:	a:	Cambio	Telaio
	from:	to:	Gearbox	Chassis
315	55	09.79	12.83	-
316	66	09.78	12.83	-
318	72	09.78	12.83	-
320	80	09.79	12.83	-
323	105/110	09.79	12.83	-

Note: -


kW	da:	a:	Cambio	Telaio
	from:	to:	Gearbox	Chassis
316	66	06.75	08.78	-
318	72/77	06.75	08.78	-
320	80	06.75	08.78	-
323	105	06.75	08.78	-

Note: -

kW	da:	a:	Cambio	Telaio
	from:	to:	Gearbox	Chassis
316	66	09.78	08.79	-
318	72/77	09.78	08.79	-
320	80	09.78	08.79	-
323	105	09.78	08.79	-


Note: -

A	B	C	D	F	H	Fig	N	O	P	Q	R	S	T	Fig
-	24	-	100	-	-	-	-	24	-	100	-	-	-	-



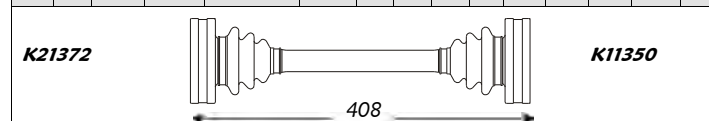
Inner Joint	Driveshaft	Outer Joint
BW2004	BW3007	BW2004

A	B	C	D	F	H	Fig	N	O	P	Q	R	S	T	Fig
-	24	-	100	-	-	-	-	24	-	100	-	-	-	-



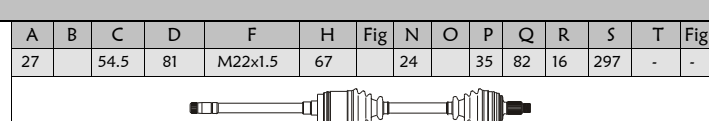
Inner Joint	Driveshaft	Outer Joint
BW2001	BW3002	BW2001

A	B	C	D	F	H	Fig	N	O	P	Q	R	S	T	Fig
-	24	-	100	-	-	-	-	24	-	100	-	-	-	-



Inner Joint	Driveshaft	Outer Joint
BW2003	BW3006	BW2003

A	B	C	D	F	H	Fig	N	O	P	Q	R	S	T	Fig
27	54.5	81	M22x1.5	67	24	35	82	16	297	-	-	-	-	-



Inner Joint	Driveshaft	Outer Joint
	BW3075 BW3060 abs 48	

A	B	C	D	F	H	Fig	N	O	P	Q	R	S	T	Fig
27	54.5	81	M22x1.5	67	24	35	82	16	297	-	-	-	-	-



Sinistra / Left

BMW

Destra / Right



3 E30 (Rear)

A	B	C	D	F	H	Fig	N	O	P	Q	R	S	T	Fig
27		56	94	M22x1.5	67		-	24	-	94	-	-	-	-



578


Outer Joint	Driveshaft	Inner Joint
-------------	------------	-------------

	BW3072 BW3073 abs 48	BW2017
--	---------------------------------------	--------

kW	da: from:	a: to:	Cambio Gearbox	Telaio Chassis
318	75/77	09.88	04.91	-
320	92/93	09.88	04.91	-
324 TD	63/85	10.87	04.91	-
325	141	07.85	09.86	-

Note: -

A	B	C	D	F	H	Fig	N	O	P	Q	R	S	T	Fig
27		56	94	M22x1.5	67		-	24	-	94	-	-	-	-



578

Outer Joint	Driveshaft	Inner Joint
-------------	------------	-------------

	BW3073 abs 48	BW2017
--	----------------------	--------

kW	da: from:	a: to:	Cambio Gearbox	Telaio Chassis
320	92/95	09.86	04.91	-
325	125	05.88	04.91	-
M3	147	09.86	--	-

Note: -

A	B	C	D	F	H	Fig	N	O	P	Q	R	S	T	Fig
27		50	86	M22x1.5	66.5		-	24	-	100	-	-	-	-



578

Outer Joint	Driveshaft	Inner Joint
-------------	------------	-------------

	BW3008 BW3024 abs 48	BW2005
--	---------------------------------------	--------

kW	da: from:	a: to:	Cambio Gearbox	Telaio Chassis
316	66	10.82	04.91	-
318	75/77	10.82	04.91	-
320	92/93	10.82	04.91	-
323	105/110	10.82	04.91	-
324 D	63/85	09.85	04.91	-
325	92/95	10.87	04.91	-
325 IX	125	09.85	04.91	-

Note: -

3 E36 (Rear)

A	B	C	D	F	H	Fig	N	O	P	Q	R	S	T	Fig
27		56	86	M24x1.5	67		-	24	-	94	-	-	-	-



625

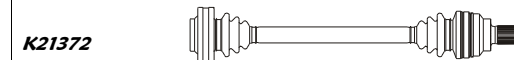
Outer Joint	Driveshaft	Inner Joint
-------------	------------	-------------

	BW3029 BW3056 abs 48	BW2008
--	---------------------------------------	--------

kW	da: from:	a: to:	Cambio Gearbox	Telaio Chassis
316	73/75	12.90	--	-
318	85	12.90	--	-
318 TD	66	01.95	--	-
320	110	12.90	--	-

Note: -

A	B	C	D	F	H	Fig	N	O	P	Q	R	S	T	Fig
27		56	94	M22x1.5	67		-	24	-	94	-	-	-	-

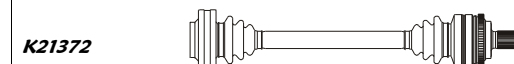


578

Inner Joint	Driveshaft	Outer Joint
-------------	------------	-------------

BW2017	BW3072 BW3073 abs 48	
--------	---------------------------------------	--

A	B	C	D	F	H	Fig	N	O	P	Q	R	S	T	Fig
27		56	94	M22x1.5	67		-	24	-	94	-	-	-	-

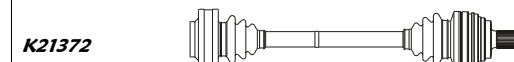


578

Inner Joint	Driveshaft	Outer Joint
-------------	------------	-------------

BW2017	BW3073 abs 48	
--------	----------------------	--

A	B	C	D	F	H	Fig	N	O	P	Q	R	S	T	Fig
27		50	86	M22x1.5	66.5		-	24	-	100	-	-	-	-

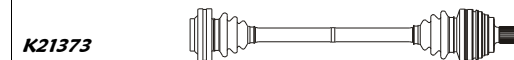


578

Inner Joint	Driveshaft	Outer Joint
-------------	------------	-------------

BW2005	BW3008 BW3024 abs 48	
--------	---------------------------------------	--

A	B	C	D	F	H	Fig	N	O	P	Q	R	S	T	Fig
27		56	86	M24x1.5	67		-	24	-	94	-	-	-	-



625

Inner Joint	Driveshaft	Outer Joint
-------------	------------	-------------

BW2008	BW3029 BW3056 abs 48	
--------	---------------------------------------	--



Sinistra / Left

BMW

Destra / Right

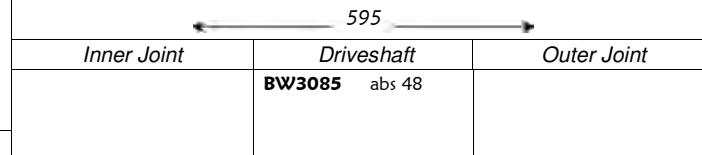
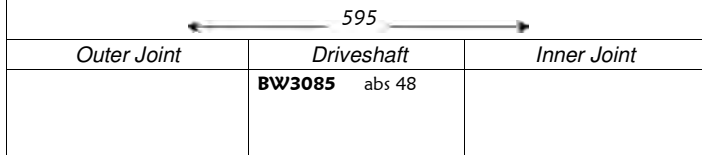


3 E36 (Rear)

A	B	C	D	F	H	Fig	N	O	P	Q	R	S	T	Fig
27		64	-	M22x1.5	-		-		-	94	-	-	-	-

	kW	da: from:	a: to:	Cambio Gearbox	Telaio Chassis
316 g Com.	75	12.95	08.00	-	-
316i 1.9 Com.	77	02.96	09.00	-	-
318 tds Com.	66	12.95	07.00	-	-
318 Ti Com.	104	12.95	07.00	-	-

A	B	C	D	F	H	Fig	N	O	P	Q	R	S	T	Fig
27		64	-	M22x1.5	-		-		-	94	-	-	-	-

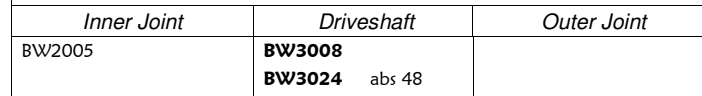
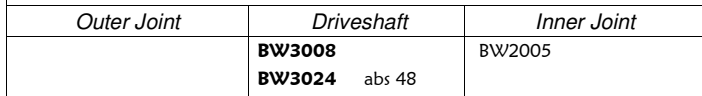
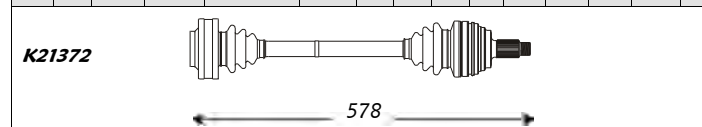
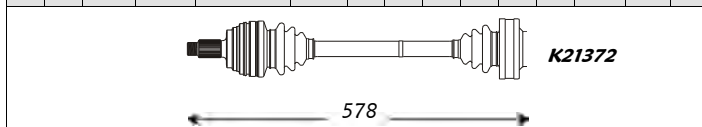


Note: -

A	B	C	D	F	H	Fig	N	O	P	Q	R	S	T	Fig
27		50	86	M22x1.5	66.5		-	24	-	100	-	-	-	-

318 Com.	103	09.94	--	-	-
----------	-----	-------	----	---	---

A	B	C	D	F	H	Fig	N	O	P	Q	R	S	T	Fig
27		50	86	M22x1.5	66.5		-	24	-	100	-	-	-	-

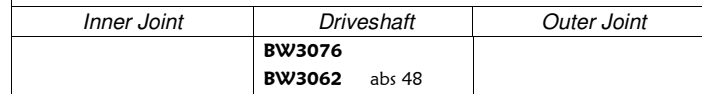
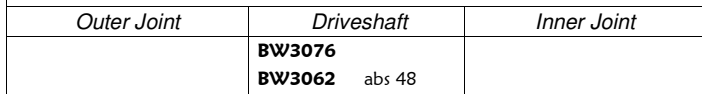
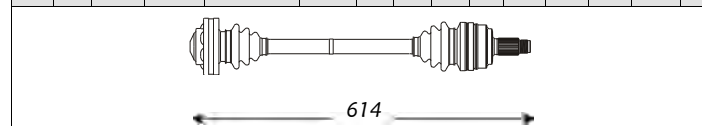
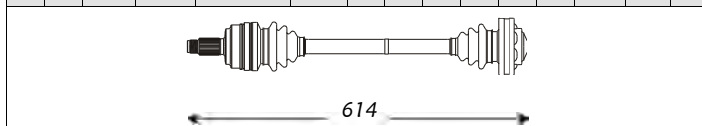


Note: -

A	B	C	D	F	H	Fig	N	O	P	Q	R	S	T	Fig
27		55.5	94	M24x1.5	69		-		-	100	-	26	-	-

325	141	12.90	--	-	-
325 TD	85	12.90	--	-	-

A	B	C	D	F	H	Fig	N	O	P	Q	R	S	T	Fig
27		55.5	94	M24x1.5	69		-		-	100	-	26	-	-



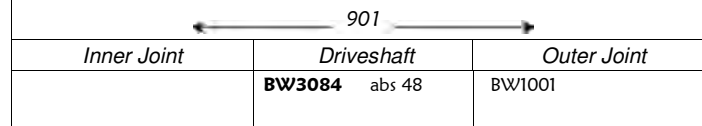
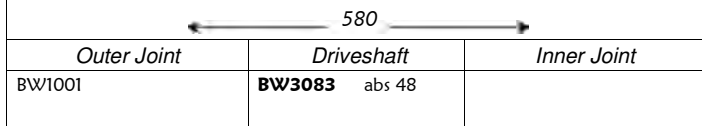
Note: -

3 E46 (Front)

A	B	C	D	F	H	Fig	N	O	P	Q	R	S	T	Fig
30	27	59	98	M27x1.5	-	2	27		44	-	-	60	-	5

	kW	da: from:	a: to:	Cambio Gearbox	Telaio Chassis
325 Xi	141	09.00	----	-	-
330 XD	135/150	06.00	----	-	-
330 Xi	170	06.00	----	-	-

A	B	C	D	F	H	Fig	N	O	P	Q	R	S	T	Fig
30	27	59	98	M27x1.5	-	2	27		44	86	-	381	43,2	5



Note: -



Sinistra / Left

BMW

Destra / Right



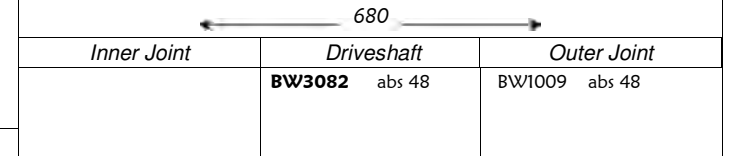
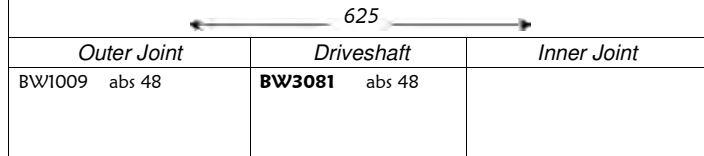
3 E46 (Rear)

<i>kW</i>	<i>da:</i>	<i>a:</i>	<i>Cambio</i>	<i>Telaio</i>
	<i>from:</i>	<i>to:</i>	<i>Gearbox</i>	<i>Chassis</i>

A	B	C	D	F	H	Fig	N	O	P	Q	R	S	T	Fig
27	24	64	86	M24x1.5	-	-	-	-	-	94	-	24	-	-

316 i	77/85	09.98	----	-	-
318 i	87/105	02.98	---	-	-
320 i	110/125	03.98	---	-	-

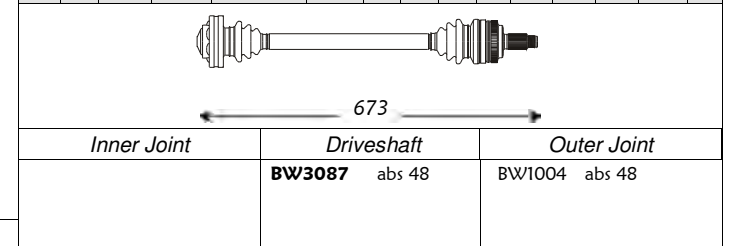
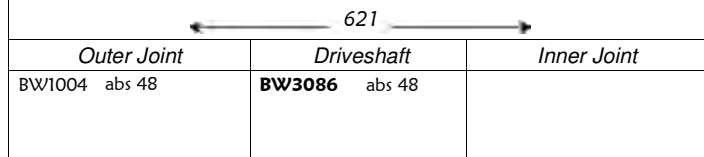
A	B	C	D	F	H	Fig	N	O	P	Q	R	S	T	Fig
27	24	64	86	M24x1.5	-	-	-	-	-	94	-	24	-	-



A	B	C	D	F	H	Fig	N	O	P	Q	R	S	T	Fig
27	25	63.5	94	M24x1.5		3	-	-	-	100	-	26	-	-

318 D	85	09.01	---	-	-
320 D	100/110	04.98	---	-	-
320 D Aut.	100/110	04.98	----	-	-
323 i	125	03.98	----	-	-
325 i	141	09.00	----	-	-
328 i	142	02.98	----	-	-
328 i Aut.	142	02.98	----	-	-

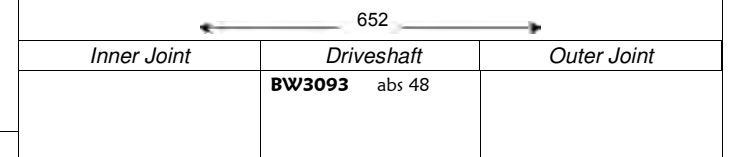
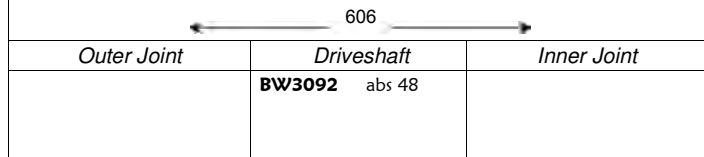
A	B	C	D	F	H	Fig	N	O	P	Q	R	S	T	Fig
27	25	63.5	94	M24x1.5		3	-	-	-	100	-	26	-	-



A	B	C	D	F	H	Fig	N	O	P	Q	R	S	T	Fig

330 D	135/150	10.99	----	-	-
330 i	170	06.00	----	-	-

A	B	C	D	F	H	Fig	N	O	P	Q	R	S	T	Fig



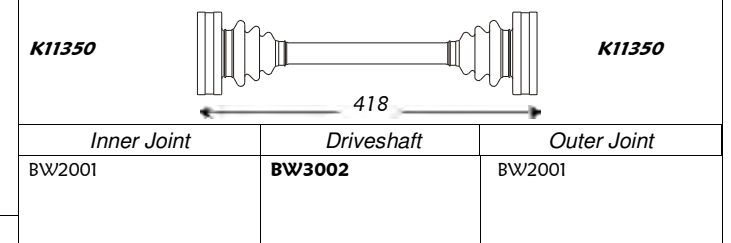
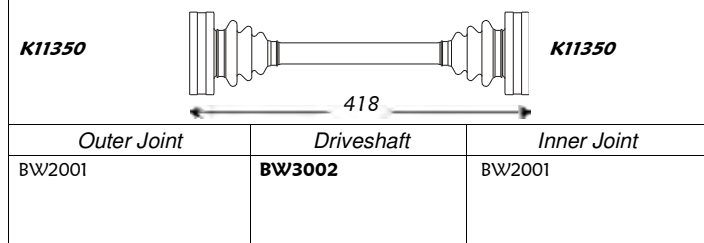
5 E12 (Rear)

<i>kW</i>	<i>da:</i>	<i>a:</i>	<i>Cambio</i>	<i>Telaio</i>
	<i>from:</i>	<i>to:</i>	<i>Gearbox</i>	<i>Chassis</i>

A	B	C	D	F	H	Fig	N	O	P	Q	R	S	T	Fig
-	24	-	100	-	-	-	-	24	-	100	-	-	-	-

518	66	06.72	09.78	-	-
520	92/96	06.72	09.78	-	-

A	B	C	D	F	H	Fig	N	O	P	Q	R	S	T	Fig
-	24	-	100	-	-	-	-	24	-	100	-	-	-	-





Sinistra / Left

BMW

Destra / Right

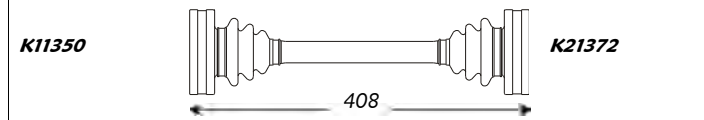


5 E12 (Rear)

A	B	C	D	F	H	Fig	N	O	P	Q	R	S	T	Fig
-	24	-	100	-	-	-	-	24	-	100	-	-	-	-

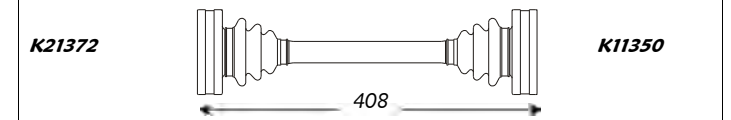
kW	da: from:	a: to:	Cambio Gearbox	Telaio Chassis	
518	66	10.78	08.79	-	-
520	85	10.78	08.79	-	-

A	B	C	D	F	H	Fig	N	O	P	Q	R	S	T	Fig
-	24	-	100	-	-	-	-	24	-	100	-	-	-	-



Outer Joint	Driveshaft	Inner Joint
BW2003	BW3006	BW2003

Note : -

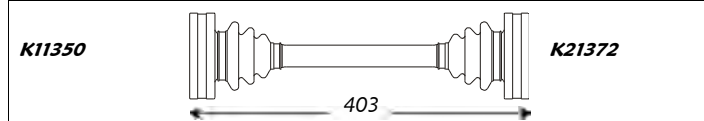


Inner Joint	Driveshaft	Outer Joint
BW2003	BW3006	BW2003

A	B	C	D	F	H	Fig	N	O	P	Q	R	S	T	Fig
-	24	-	100	-	-	-	-	24	-	100	-	-	-	-

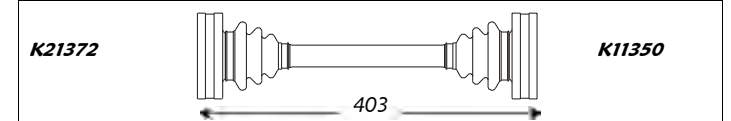
518	66	09.79	06.81	-	-
520	92/96	09.79	06.81	-	-

A	B	C	D	F	H	Fig	N	O	P	Q	R	S	T	Fig
-	24	-	100	-	-	-	-	24	-	100	-	-	-	-



Outer Joint	Driveshaft	Inner Joint
BW2004	BW3007	BW2004

Note : -

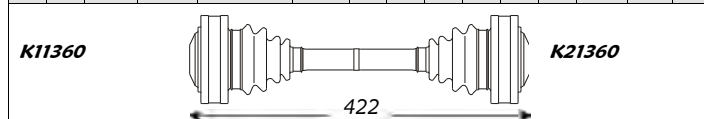


Inner Joint	Driveshaft	Outer Joint
BW2004	BW3007	BW2004

A	B	C	D	F	H	Fig	N	O	P	Q	R	S	T	Fig
-	28	-	108	-	-	-	-	28	-	108	-	-	-	-

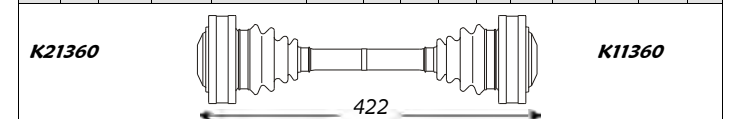
525	107/110	08.73	06.81	-	-
528	121/125	08.73	06.81	-	-
M535	160	04.80	05.81	-	-

A	B	C	D	F	H	Fig	N	O	P	Q	R	S	T	Fig
-	28	-	108	-	-	-	-	28	-	108	-	-	-	-



Outer Joint	Driveshaft	Inner Joint
BW2002	BW3016	BW2002

Note : -




Inner Joint	Driveshaft	Outer Joint
BW2002	BW3016	BW2002

5 E28 (Rear)

A	B	C	D	F	H	Fig	N	O	P	Q	R	S	T	Fig
-	24	-	100	-	-	-	-	24	-	100	-	-	-	-


kW	da: from:	a: to:	Cambio Gearbox	Telaio Chassis	
518	75/77	04.81	08.88	-	-
520	92/93	04.81	08.88	-	-
524 D	63/85	05.86	08.88	-	-

A	B	C	D	F	H	Fig	N	O	P	Q	R	S	T	Fig
-	24	-	100	-	-	-	-	24	-	100	-	-	-	-



Outer Joint	Driveshaft	Inner Joint
BW2004	BW3012	BW2004

Note : -



Inner Joint	Driveshaft	Outer Joint
BW2004	BW3012	BW2004



Sinistra / Left

BMW

Destra / Right



5 E28 (Rear)

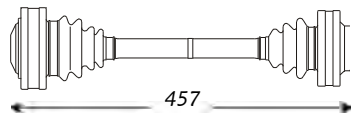
<i>kW</i>	<i>da:</i>	<i>a:</i>	<i>Cambio</i>	<i>Telaio</i>
	<i>from:</i>	<i>to:</i>	<i>Gearbox</i>	<i>Chassis</i>

A	B	C	D	F	H	Fig	N	O	P	Q	R	S	T	Fig
							-	28	-	108	-	-	-	-

520	92/93	04.81	09.86	-	-
-----	-------	-------	-------	---	---

A	B	C	D	F	H	Fig	N	O	P	Q	R	S	T	Fig
							-	28	-	108	-	-	-	-

K11310



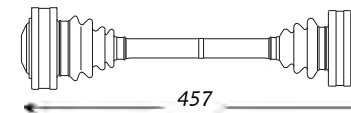
K21360

Outer Joint	Driveshaft	Inner Joint
-------------	------------	-------------

BW2005	BW3080	BW2016
--------	---------------	--------

Note : -

K21360



K11310

Inner Joint	Driveshaft	Outer Joint
-------------	------------	-------------

BW2016	BW3080	BW2005
--------	---------------	--------

A	B	C	D	F	H	Fig	N	O	P	Q	R	S	T	Fig
-	28	-	108	-	-	-	-	28	-	108	-	-	-	-

524 TD	63/85	11.82	09.84	-	-
525	92/95	05.81	09.84	-	-
528	121/125	05.81	09.84	-	-

A	B	C	D	F	H	Fig	N	O	P	Q	R	S	T	Fig
-	28	-	108	-	-	-	-	28	-	108	-	-	-	-

K11360



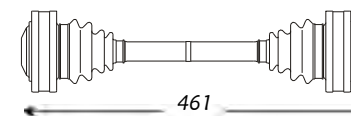
K21360

Outer Joint	Driveshaft	Inner Joint
-------------	------------	-------------

BW2002	BW3044	BW2002
--------	---------------	--------

Note : -

K21360



K11360

Inner Joint	Driveshaft	Outer Joint
-------------	------------	-------------

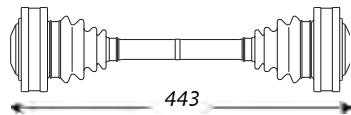
BW2002	BW3044	BW2002
--------	---------------	--------

A	B	C	D	F	H	Fig	N	O	P	Q	R	S	T	Fig
-	28	-	108	-	-	-	-	28	-	108	-	-	-	-

525	92/95	10.84	08.88	-	-
528	121/125	10.84	08.88	-	-
535	185	09.84	08.88	-	-
M5	211	09.84	08.88	-	-

A	B	C	D	F	H	Fig	N	O	P	Q	R	S	T	Fig
-	28	-	108	-	-	-	-	28	-	108	-	-	-	-

K11360



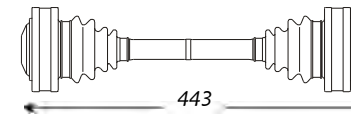
K21360

Outer Joint	Driveshaft	Inner Joint
-------------	------------	-------------

BW2002	BW3065	BW2002
--------	---------------	--------

Note : -

K21360



K11360

Inner Joint	Driveshaft	Outer Joint
-------------	------------	-------------

BW2002	BW3065	BW2002
--------	---------------	--------

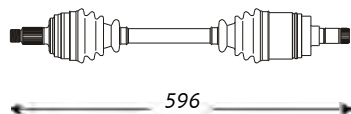
5 E34 (Front)

<i>kW</i>	<i>da:</i>	<i>a:</i>	<i>Cambio</i>	<i>Telaio</i>
	<i>from:</i>	<i>to:</i>	<i>Gearbox</i>	<i>Chassis</i>

A	B	C	D	F	H	Fig	N	O	P	Q	R	S	T	Fig
27		54.2	88	M24x1.5	68		27		44	87	26	62	-	-

525 IX	125/141	05.91	09.95	-	-
--------	---------	-------	-------	---	---

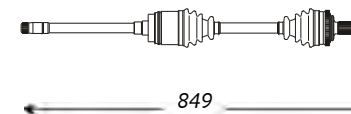
A	B	C	D	F	H	Fig	N	O	P	Q	R	S	T	Fig
27		54.2	88	M24x1.5	68		24		30	82	19	276	-	-



Outer Joint	Driveshaft	Inner Joint
-------------	------------	-------------

	BW3066 abs 48	
--	----------------------	--

Note : -



Inner Joint	Driveshaft	Outer Joint
-------------	------------	-------------

	BW3067 abs 48	
--	----------------------	--



Sinistra / Left

BMW

Destra / Right

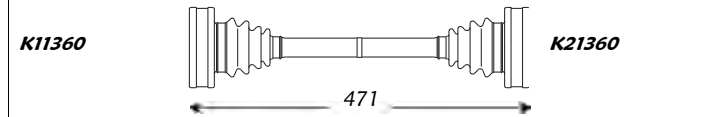


5 E34 (Rear)

kW	da:	a:	Cambio	Telaio
	from:	to:	Gearbox	Chassis

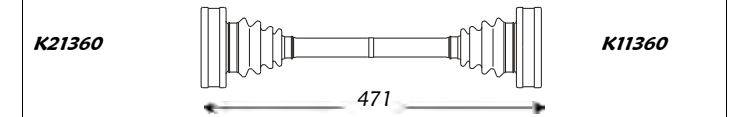
A	B	C	D	F	H	Fig	N	O	P	Q	R	S	T	Fig
							-	25	-	100		-	-	-

518	75/77	04.89	01.95	-	-									
520	110	01.88	01.95	-	-									
524 TD	63/85	03.88	01.95	-	-									
525	125	01.89	01.95	-	-									
525 IX	141	07.91	01.95	-	-									
525 TD	85	01.89	01.95	-	-									



Outer Joint	Driveshaft	Inner Joint
BW2023	BW3041	BW2023
Note : -		

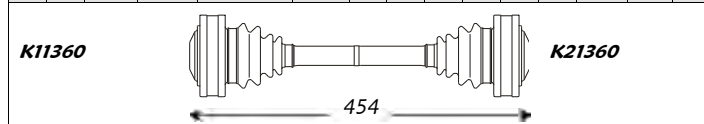
A	B	C	D	F	H	Fig	N	O	P	Q	R	S	T	Fig
							-	25	-	100		-	-	-



Inner Joint	Driveshaft	Outer Joint
BW2023	BW3041	BW2023
Note : -		

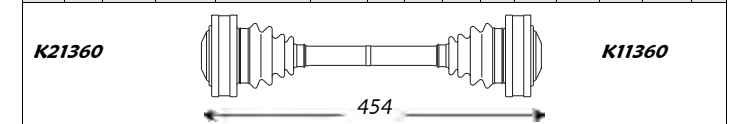
A	B	C	D	F	H	Fig	N	O	P	Q	R	S	T	Fig
-	28	-	108	-	-	-	-	28	-	108	-	-	-	-

530	155/160	01.88	01.95	-	-									
535	185	01.88	01.95	-	-									
M5	232	01.88	01.95	-	-									



Outer Joint	Driveshaft	Inner Joint
BW2002	BW3046	BW2002
Note : -		

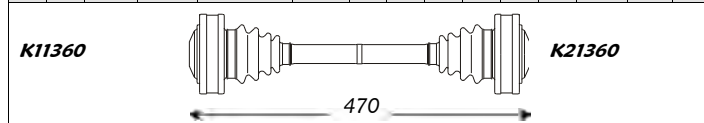
A	B	C	D	F	H	Fig	N	O	P	Q	R	S	T	Fig
-	28	-	108	-	-	-	-	28	-	108	-	-	-	-



Inner Joint	Driveshaft	Outer Joint
BW2002	BW3046	BW2002
Note : -		

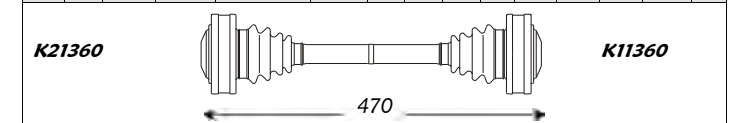
A	B	C	D	F	H	Fig	N	O	P	Q	R	S	T	Fig
-	28	-	108	-	-	-	-	28	-	108	-	-	-	-

540 V8	210	03.92	09.95	-	-									
--------	-----	-------	-------	---	---	--	--	--	--	--	--	--	--	--



Outer Joint	Driveshaft	Inner Joint
BW2016	BW3077	BW2016
Note : -		

A	B	C	D	F	H	Fig	N	O	P	Q	R	S	T	Fig
-	28	-	108	-	-	-	-	28	-	108	-	-	-	-




Inner Joint	Driveshaft	Outer Joint
BW2016	BW3077	BW2016
Note : -		

5 E39 (Rear)

kW	da:	a:	Cambio	Telaio
	from:	to:	Gearbox	Chassis


A	B	C	D	F	H	Fig	N	O	P	Q	R	S	T	Fig

520	110/125	01.96	06.03	-	-									
-----	---------	-------	-------	---	---	--	--	--	--	--	--	--	--	--



Outer Joint	Driveshaft	Inner Joint
	BW3103	
Note : -		

A	B	C	D	F	H	Fig	N	O	P	Q	R	S	T	Fig



Inner Joint	Driveshaft	Outer Joint
	BW3103	
Note : -		



Sinistra / Left

BMW

Destra / Right



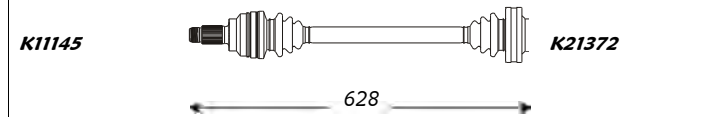
5 E39 (Rear)

A	B	C	D	F	H	Fig	N	O	P	Q	R	S	T	Fig
30		59	90	M26x1.5	73		-		-	100	-		-	-

523
528

kW da: a: Cambio Telaio
from: to: Gearbox Chassis

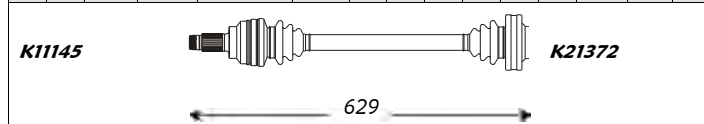
125/141 11.95 --- - -
141/142 11.95 --- - -



Outer Joint	Driveshaft	Inner Joint
	BW3064	

Note : -

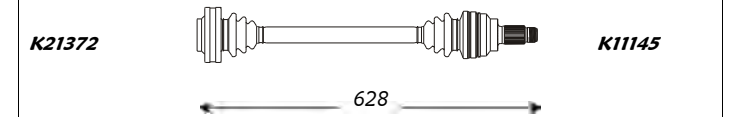
A	B	C	D	F	H	Fig	N	O	P	Q	R	S	T	Fig
30		59	90	M26x1.5	73		-		-	100	-		-	-



Outer Joint	Driveshaft	Inner Joint
	BW3071	

Note : -

A	B	C	D	F	H	Fig	N	O	P	Q	R	S	T	Fig
30		59	90	M26x1.5	73		-		-	100	-		-	-



Inner Joint	Driveshaft	Outer Joint
	BW3064	

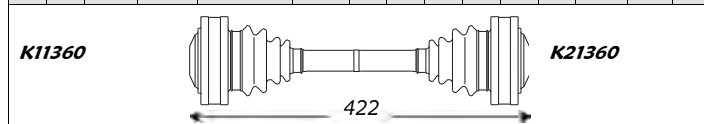
6 E24 (Rear)

A	B	C	D	F	H	Fig	N	O	P	Q	R	S	T	Fig
-	28	-	108	-	-	-	-	28	-	108	-	-	-	-

628
630
633
635

kW da: a: Cambio Telaio
from: to: Gearbox Chassis

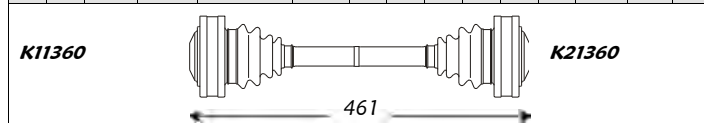
135 02.76 05.82 - -
135/136 02.76 05.82 - -
145/147 02.76 05.82 - -
136/141 02.76 05.82 - -



Outer Joint	Driveshaft	Inner Joint
BW2002	BW3016	BW2002

Note : -

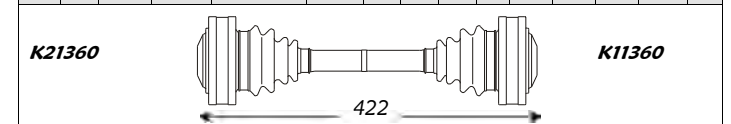
A	B	C	D	F	H	Fig	N	O	P	Q	R	S	T	Fig
-	28	-	108	-	-	-	-	28	-	108	-	-	-	-



Outer Joint	Driveshaft	Inner Joint
BW2002	BW3044	BW2002

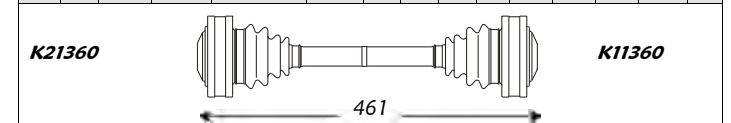
Note : -

A	B	C	D	F	H	Fig	N	O	P	Q	R	S	T	Fig
-	28	-	108	-	-	-	-	28	-	108	-	-	-	-



Inner Joint	Driveshaft	Outer Joint
BW2002	BW3016	BW2002

A	B	C	D	F	H	Fig	N	O	P	Q	R	S	T	Fig
-	28	-	108	-	-	-	-	28	-	108	-	-	-	-



Inner Joint	Driveshaft	Outer Joint
BW2002	BW3044	BW2002



Sinistra / Left

BMW

Destra / Right

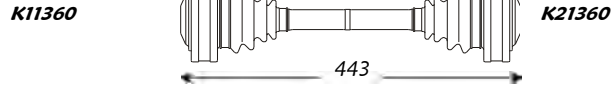


6 E24 (Rear)

A	B	C	D	F	H	Fig	N	O	P	Q	R	S	T	Fig
-	28	-	108	-	-	-	-	28	-	108	-	-	-	-

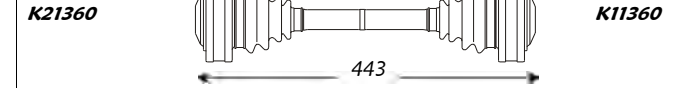
kW	da: from:	a: to:	Cambio Gearbox	Telaio Chassis	
628	135	05.83	06.89	-	-
635	136/141	05.83	06.89	-	-
M635	191/211	04.83	06.89	-	-

A	B	C	D	F	H	Fig	N	O	P	Q	R	S	T	Fig
-	28	-	108	-	-	-	-	28	-	108	-	-	-	-



Outer Joint	Driveshaft	Inner Joint
BW2002	BW3065	BW2002

Note : -



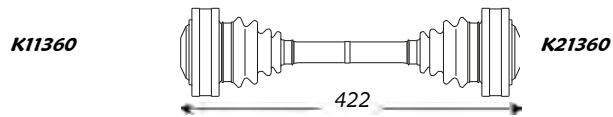
Inner Joint	Driveshaft	Outer Joint
BW2002	BW3065	BW2002

7 E23 (Rear)

A	B	C	D	F	H	Fig	N	O	P	Q	R	S	T	Fig
-	28	-	108	-	-	-	-	28	-	108	-	-	-	-

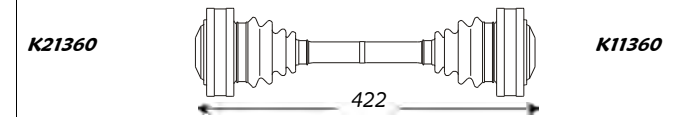
kW	da: from:	a: to:	Cambio Gearbox	Telaio Chassis	
728	125/135	05.77	09.81	-	-
730	135	05.77	09.81	-	-
732	145/147	05.77	09.81	-	-
733	145	05.77	09.81	-	-
735	185	09.79	09.81	-	-
745	185	09.79	09.81	-	-

A	B	C	D	F	H	Fig	N	O	P	Q	R	S	T	Fig
-	28	-	108	-	-	-	-	28	-	108	-	-	-	-



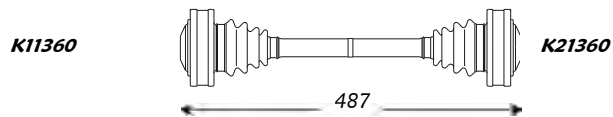
Outer Joint	Driveshaft	Inner Joint
BW2002	BW3016	BW2002

Note : -



Inner Joint	Driveshaft	Outer Joint
BW2002	BW3016	BW2002

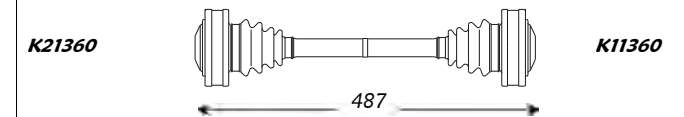
A	B	C	D	F	H	Fig	N	O	P	Q	R	S	T	Fig
-	28	-	108	-	-	-	-	28	-	108	-	-	-	-



Outer Joint	Driveshaft	Inner Joint
BW2016	BW3021	BW2016

Note : -

A	B	C	D	F	H	Fig	N	O	P	Q	R	S	T	Fig
-	28	-	108	-	-	-	-	28	-	108	-	-	-	-



Inner Joint	Driveshaft	Outer Joint
BW2016	BW3021	BW2016



Sinistra / Left

BMW

Destra / Right



7 E32 (Rear)

A	B	C	D	F	H	Fig	N	O	P	Q	R	S	T	Fig
-	28	-	108	-	-	-	-	28	-	108	-	-	-	-

730
735

kW da: a: Cambio Telaio
from: to: Gearbox Chassis

145 09.86 11.91 - -
155 09.86 01.94 - -

A	B	C	D	F	H	Fig	N	O	P	Q	R	S	T	Fig
-	28	-	108	-	-	-	-	28	-	108	-	-	-	-

K11360  **K21360**

488

Outer Joint Driveshaft Inner Joint

BW2016 **BW3055** BW2016

Note: -

K21360  **K11360**

488

Inner Joint Driveshaft Outer Joint

BW2016 **BW3055** BW2016

A	B	C	D	F	H	Fig	N	O	P	Q	R	S	T	Fig
-	28	-	108	-	-	-	-	28	-	108	-	-	-	-

730

145 11.91 09.94 - -

A	B	C	D	F	H	Fig	N	O	P	Q	R	S	T	Fig
-	28	-	108	-	-	-	-	28	-	108	-	-	-	-

K11360  **K21360**

497

Outer Joint Driveshaft Inner Joint

BW2016 **BW3079** BW2016

Note: -

K21360  **K11360**

497

Inner Joint Driveshaft Outer Joint

BW2016 **BW3079** BW2016

7 E38 (Rear)

A	B	C	D	F	H	Fig	N	O	P	Q	R	S	T	Fig
30	59	100	M26x1.5	74	-	-	-	28	-	108	-	-	-	-

730

kW da: a: Cambio Telaio
from: to: Gearbox Chassis

155/160 10.94 --- - -

A	B	C	D	F	H	Fig	N	O	P	Q	R	S	T	Fig
30	59	100	M26x1.5	74	-	-	-	28	-	108	-	-	-	-

K11360  **K21360**

642

Outer Joint Driveshaft Inner Joint

BW3068 BW2016

Note: -

K21360  **K11360**

642

Inner Joint Driveshaft Outer Joint

BW2016 **BW3068**

A	B	C	D	F	H	Fig	N	O	P	Q	R	S	T	Fig
30	59	110	M26x1.5	73	-	-	-	30	-	120	-	-	-	-

740
750

210 10.94 --- - -
240 10.94 --- - -

A	B	C	D	F	H	Fig	N	O	P	Q	R	S	T	Fig
30	59	110	M26x1.5	73	-	-	-	30	-	120	-	-	-	-

K11360  **K21360**

646

Outer Joint Driveshaft Inner Joint

BW3078 BW2013

Note: -

K21360  **K11360**

646

Inner Joint Driveshaft Outer Joint

BW2013 **BW3078**



Sinistra / Left

BMW

Destra / Right



8 E31 (Rear)

														kW	da:	a:	Cambio	Telaio																	
														from:	to:	Gearbox	Chassis																		
A	B	C	D	F	H	Fig	N	O	P	Q	R	S	T	Fig							A	B	C	D	F	H	Fig	N	O	P	Q	R	S	T	Fig
-	-	-	-	-	-	-	-	-	-	-	-	-	-	-	840	210	12.92	---	-	-	-	-	-	-	-	-	-	-	-	-	-	-	-	-	-
Outer Joint				Driveshaft				Inner Joint						Inner Joint				Driveshaft				Outer Joint													
				BW3069				BW2014						BW2014				BW3069																	
Note: -																																			

														kW	da:	a:	Cambio	Telaio																	
														from:	to:	Gearbox	Chassis																		
A	B	C	D	F	H	Fig	N	O	P	Q	R	S	T	Fig							A	B	C	D	F	H	Fig	N	O	P	Q	R	S	T	Fig
-	-	-	-	-	-	-	-	-	-	-	-	-	-	-	850	240/280	08.89	---	-	-	-	-	-	-	-	-	-	-	-	-	-	-	-	-	-
Outer Joint				Driveshaft				Inner Joint						Inner Joint				Driveshaft				Outer Joint													
				BW3070				BW2015						BW2015				BW3070																	
Note: -																																			

X3 (Front)

														kW	da:	a:	Cambio	Telaio																		
														from:	to:	Gearbox	Chassis																			
A	B	C	D	F	H	Fig	N	O	P	Q	R	S	T	Fig							A	B	C	D	F	H	Fig	N	O	P	Q	R	S	T	Fig	
30	33	65	86	M27x1.5	-	2	27		44	-	-	60	-	5	2.0 D	110	01.04	----	-	-	-	30	33	65	86	M27x1.5	-	2	27		44	-	-	381	-	-
Outer Joint				Driveshaft				Inner Joint						Inner Joint				Driveshaft				Outer Joint														
BW1007				BW3104														BW3113				BW1007														
Note: -																																				



Sinistra / Left

BMW

Destra / Right



X5 (Front)

A	B	C	D	F	H	Fig	N	O	P	Q	R	S	T	Fig	kW	da: from:	a: to:	Cambio Gearbox	Telaio Chassis	A	B	C	D	F	H	Fig	N	O	P	Q	R	S	T	Fig	
30	27	65	98	M27x1.5	-	2	27		44	-	-	64	-	5	3.0 D	135-160	05.01	----	-	-	30	27	65	98	M27x1.5	-	2	27		44	-	-	449	-	5
															3.0 i	163-170	05.00	----	-	-															
															4.4 i	210-235	05.00	----	-	-															
															4.6 i	255	02.02	----	-	-															
															4.8 i	265	04.04	----	-	-															
← 591 →															← 976 →																				
Outer Joint					Driveshaft					Inner Joint					Inner Joint					Driveshaft					Outer Joint										
BW1002					BW3090															BW3091					BW1002										
Note : -																																			

Z3 (Rear)

A	B	C	D	F	H	Fig	N	O	P	Q	R	S	T	Fig	kW	da: from:	a: to:	Cambio Gearbox	Telaio Chassis	A	B	C	D	F	H	Fig	N	O	P	Q	R	S	T	Fig	
27		64	-	M22x1.5	-		-		-	94	-	-	-	-	1.8	85	10.95	11.98	-	-	27		64	-	M22x1.5	-		-		-	94	-	-	-	-
															1.9 M43	87	06.96	10.98	-	-															
															1.9 M44	103	06.96	10.98	-	-															
← 595 →															← 595 →																				
Outer Joint					Driveshaft					Inner Joint					Inner Joint					Driveshaft					Outer Joint										
					BW3085 abs 48															BW3085 abs 48															
Note : -																																			
27		55.5	94	M24x1.5	69		-		-	100	-	26	-	-	2.2	125	08.00	----	-	-	27		55.5	94	M24x1.5	69		-		-	100	-	26	-	-
															2.8	141	04.97	06.00	-	-															
← 613 →															← 613 →																				
Outer Joint					Driveshaft					Inner Joint					Inner Joint					Driveshaft					Outer Joint										
					BW3062 abs 48															BW3062 abs 48															
Note : -																																			



Sinistra / Left

BMW

Destra / Right




Z4 (Rear)

<i>kW</i>	<i>da:</i>	<i>a:</i>	<i>Cambio</i>	<i>Telaio</i>
	<i>from:</i>	<i>to:</i>	<i>Gearbox</i>	<i>Chassis</i>



A	B	C	D	F	H	Fig	N	O	P	Q	R	S	T	Fig
27	25	63.5	94	M24x1.5		3	-		-	100	-	26	-	-

2.5 i	141	02.03	--	-	-									
2.5 i Aut.	141	02.03	--	-	-									
3.0 i	170	02.03	--	-	-									
3.0 i Aut.	170	02.03	--	-	-									

A	B	C	D	F	H	Fig	N	O	P	Q	R	S	T	Fig
27	25	63.5	94	M24x1.5		3	-		-	100	-	26	-	-



Outer Joint	Driveshaft	Inner Joint
BW1004 abs 48	BW3086 abs 48	



Inner Joint	Driveshaft	Outer Joint
	BW3087 abs 48	BW1004 abs 48

Note : -



Sinistra / Left

Chevrolet

Destra / Right



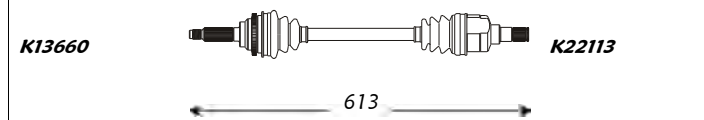
Matiz (Serie KLYA - Front)

kW *da:* *a:* *Cambio* *Telaio*
from: *to:* *Gearbox* *Chassis*

A	B	C	D	F	H	Fig	N	O	P	Q	R	S	T	Fig
23	19	46	72	M18x1.5	92	1	22		35	71	-	54	27.8	5

0.8

38 03.05 --- - -



Outer Joint		Driveshaft	Inner Joint	
DW1010	abs 40	DW3017	abs 40	

Note : -

A	B	C	D	F	H	Fig	N	O	P	Q	R	S	T	Fig
23	19	46	72	M18x1.5	92	1	22		35	-	-	50	-	-

1.0


47 01.05 --- - -



Outer Joint		Driveshaft	Inner Joint	
DW1010	abs 40	DW3055	abs 40	

Note : -

A	B	C	D	F	H	Fig	N	O	P	Q	R	S	T	Fig
23	19	46	72	M18x1.5	92	1	22		35	-	-	54	-	-



Inner Joint		Driveshaft	Outer Joint	
		DW3052	abs 40	DW1010 abs 40

A	B	C	D	F	H	Fig	N	O	P	Q	R	S	T	Fig
23	19	46	72	M18x1.5	92	1	22		35	-	-	50	-	-



Inner Joint		Driveshaft	Outer Joint	
		DW3056	abs 40	DW1010 abs 40



Sinistra / Left

Chrysler

Destra / Right




Le Baron (Front)

														<i>kW</i>	<i>da:</i>	<i>a:</i>	<i>Cambio</i>	<i>Telaio</i>																		
														<i>from:</i>	<i>to:</i>	<i>Gearbox</i>	<i>Chassis</i>																			
A	B	C	D	F	H	Fig	N	O	P	Q	R	S	T	Fig							A	B	C	D	F	H	Fig	N	O	P	Q	R	S	T	Fig	
26	29	54	84	M22x1.5	102	1	-	-	-	-	-	-	-	-	2.2 i	69	01.87	01.89	-	-		26	29	54	84	M22x1.5	102	1	-	-	-	-	-	-	-	-
														2.2 Turbo	130	01.87	01.89	-	-																	
← 970 →														← 970 →																						
<i>Outer Joint</i>				<i>Driveshaft</i>					<i>Inner Joint</i>					<i>Inner Joint</i>				<i>Driveshaft</i>					<i>Outer Joint</i>													
CH1001				CH3010														CH3010					CH1001													
														Note : -																						
A	B	C	D	F	H	Fig	N	O	P	Q	R	S	T	Fig	2.5 i	75	01.89	12.94	-	-	A	B	C	D	F	H	Fig	N	O	P	Q	R	S	T	Fig	
26	29	54	84	M22x1.5	102	1	25	-	40	85	27	71.5	39	-	2.5 Turbo	112	09.86	12.94	-	-	26	29	54	84	M22x1.5	102	1	-	-	-	-	-	-	-	-	
														3.0 i V6	105	01.90	12.94	-	-																	
← 605 →														← 970 →																						
<i>Outer Joint</i>				<i>Driveshaft</i>					<i>Inner Joint</i>					<i>Inner Joint</i>				<i>Driveshaft</i>					<i>Outer Joint</i>													
CH1001				CH3009														CH3010					CH1001													
														Note : -																						

Neon (Serie PL - Front)

														<i>kW</i>	<i>da:</i>	<i>a:</i>	<i>Cambio</i>	<i>Telaio</i>																		
														<i>from:</i>	<i>to:</i>	<i>Gearbox</i>	<i>Chassis</i>																			
A	B	C	D	F	H	Fig	N	O	P	Q	R	S	T	Fig							A	B	C	D	F	H	Fig	N	O	P	Q	R	S	T	Fig	
23	28	58	82	M20x1.5	92	2	-	-	-	-	-	-	-	-	tt	-	01.94	12.95	-	-	23	28	58	82	M20x1.5	92	2	-	-	-	-	-	-	-	-	-
← - →														← - →																						
<i>Outer Joint</i>				<i>Driveshaft</i>					<i>Inner Joint</i>					<i>Inner Joint</i>				<i>Driveshaft</i>					<i>Outer Joint</i>													
CH1005 CH1006 abs 56				CH3017 CH3019 abs 56														CH3018 CH3020 abs 56					CH1005 CH1006 abs 56													
														Note : -																						
A	B	C	D	F	H	Fig	N	O	P	Q	R	S	T	Fig	tt Aut.	-	01.95	--	-	-	A	B	C	D	F	H	Fig	N	O	P	Q	R	S	T	Fig	
23	28	58	82	M20x1.5	92	2	-	-	-	-	-	-	-	-							23	28	58	82	M20x1.5	92	2	26	-	40	80	-	172	30	5	
← - →														← 955 →																						
<i>Outer Joint</i>				<i>Driveshaft</i>					<i>Inner Joint</i>					<i>Inner Joint</i>				<i>Driveshaft</i>					<i>Outer Joint</i>													
CH1005 CH1006 abs 56				CH3017 CH3019 abs 56														CH3021 CH3022 abs 56					CH1005 CH1006 abs 56													
														Note : -																						





Sinistra / Left

Chrysler

Destra / Right



PT Cruiser (Front)

A	B	C	D	F	H	Fig	N	O	P	Q	R	S	T	Fig
26	23	-	82,5	-	95	-	25	-	40	79	-	-	33,9	-

da:	a:	Cambio	Telaio
from:	to:	Gearbox	Chassis
2.0	104	06.00	----

A	B	C	D	F	H	Fig	N	O	P	Q	R	S	T	Fig
26	23	-	82,5	-	95	-	-	-	-	-	-	-	-	-

←-----→		
<i>Outer Joint</i>	<i>Driveshaft</i>	<i>Inner Joint</i>
CH1007 abs 46	CH3023 abs 46	

Note : -

←-----→		
<i>Inner Joint</i>	<i>Driveshaft</i>	<i>Outer Joint</i>
	CH3024 abs 46	CH1007 abs 46

Voyager I (Serie ES - Front)

A	B	C	D	F	H	Fig	N	O	P	Q	R	S	T	Fig
26	32	54	92	M22x1.5	98	3	25	-	-	-	-	-	-	-

da:	a:	Cambio	Telaio
from:	to:	Gearbox	Chassis
2.5 i	72/74	08.84 12.90	- -
3.0 i	100/103/108	08.84 12.90	- -
3.3 i	110/112/120	08.84 12.90	- -

A	B	C	D	F	H	Fig	N	O	P	Q	R	S	T	Fig
26	32	54	92	M22x1.5	98	3	25	-	40	87.6	30	172	37	5

TK12523

←-----614-----→		
<i>Outer Joint</i>	<i>Driveshaft</i>	<i>Inner Joint</i>
CH1002	CH3003	

Note : -

←-----999-----→		
<i>Inner Joint</i>	<i>Driveshaft</i>	<i>Outer Joint</i>
	CH3004	CH1002

A	B	C	D	F	H	Fig	N	O	P	Q	R	S	T	Fig
26	32	54	92	M22x1.5	98	3	25	-	-	-	-	-	-	-

2.5 i	72/74	01.91 09.95	- -
2.5 TD	87	09.92 09.95	- -
3.0 i	100/103/108	01.91 09.95	- -
3.3 i	110/112/120	01.91 09.95	- -

A	B	C	D	F	H	Fig	N	O	P	Q	R	S	T	Fig
26	32	54	92	M22x1.5	98	3	25	-	40	87.6	30	172	37	5

TK12523

←-----614-----→		
<i>Outer Joint</i>	<i>Driveshaft</i>	<i>Inner Joint</i>
CH1003 abs 47	CH3001 CH3027 abs 47	

Note : -

←-----999-----→		
<i>Inner Joint</i>	<i>Driveshaft</i>	<i>Outer Joint</i>
	CH3002 CH3028 abs 47	CH1003 abs 47



Sinistra / Left

Chrysler

Destra / Right




Voyager II (Serie GS - Front)

A	B	C	D	F	H	Fig	N	O	P	Q	R	S	T	Fig
26	32	54	92	M22x1.5	98	3	25		-	-	-	-	37	5

	kW	da: from:	a: to:	Cambio Gearbox	Telaio Chassis
2.0 i	98	01.95	03.01	-	-
2.4 i	111	01.95	03.01	-	-
2.5 TD	85	01.95	03.01	-	-
3.0 i	112	01.95	03.01	-	-
3.3 i	116	01.95	03.01	-	-

A	B	C	D	F	H	Fig	N	O	P	Q	R	S	T	Fig
26	32	54	92	M22x1.5	98	3	25		40	87.5	30	174	37	5

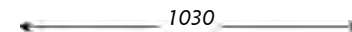
TK12523



Outer Joint	Driveshaft	Inner Joint
CH1004 abs 47	CH3007 abs 47	

Note : -

TK12523



Inner Joint	Driveshaft	Outer Joint
	CH3008 abs 47	CH1004 abs 47

Voyager III (Serie RG - Front)

A	B	C	D	F	H	Fig	N	O	P	Q	R	S	T	Fig
26	32	54	92	M22x1.5	98	3	25							


	kW	da: from:	a: to:	Cambio Gearbox	Telaio Chassis
2.4	108	02.00	----	-	-
2.5 CRD	105	02.00	----	-	-

A	B	C	D	F	H	Fig	N	O	P	Q	R	S	T	Fig
26	32	54	92	M22x1.5	98	3	25							



Outer Joint	Driveshaft	Inner Joint
CH1004 abs 47	CH3025 abs 47	

Note : -




Inner Joint	Driveshaft	Outer Joint
	CH3026 abs 47	CH1004 abs 47

A	B	C	D	F	H	Fig	N	O	P	Q	R	S	T	Fig
26	32	54	92	M22x1.5	98	3	25		-	-	-	-	37	5

	kW	da: from:	a: to:	Cambio Gearbox	Telaio Chassis
2.8 CRD	110	06.04	----	-	-
3.8	160	02.00	----	-	-

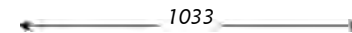
A	B	C	D	F	H	Fig	N	O	P	Q	R	S	T	Fig
26	32	54	92	M22x1.5	98	3	25		-	-	-	-	-	-

TK12523



Outer Joint	Driveshaft	Inner Joint
CH1004 abs 47	CH3007 abs 47	

Note : -



Inner Joint	Driveshaft	Outer Joint
	CH3029 abs 47	CH1004 abs 47



Sinistra / Left

Citroën

Destra / Right



2CV (Front)

A	B	C	D	F	H	Fig	N	O	P	Q	R	S	T	Fig
22	22	45	84	M22x1.5	75	X							-	5

2CV 4/6

kW

da: a: Cambio
from: to: Gearbox

Telaio
Chassis

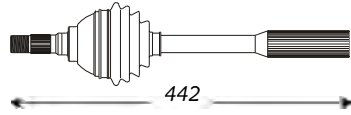
18/20

06.68

--

-

-



442

Outer Joint

Driveshaft

Inner Joint

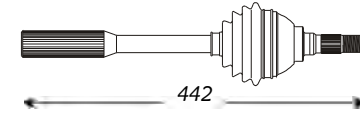
C11069

CI3002

C12002

Note : -

A	B	C	D	F	H	Fig	N	O	P	Q	R	S	T	Fig
22	22	45	84	M22x1.5	75	X							-	5



442

Inner Joint

Driveshaft

Outer Joint

C12002

CI3002

C11069

Ami (Front)

A	B	C	D	F	H	Fig	N	O	P	Q	R	S	T	Fig
22	22	45	84	M22x1.5	75	X							-	5

Ami 8

kW

da: a: Cambio
from: to: Gearbox

Telaio
Chassis

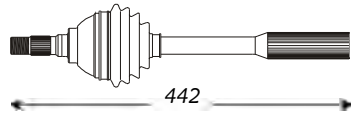
24

06.68

--

-

-



442

Outer Joint

Driveshaft

Inner Joint

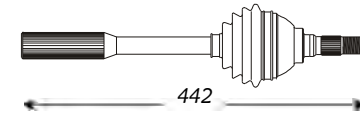
C11069

CI3002

C12002

Note : -

A	B	C	D	F	H	Fig	N	O	P	Q	R	S	T	Fig
22	22	45	84	M22x1.5	75	X							-	5



442

Inner Joint

Driveshaft

Outer Joint

C12002

CI3002

C11069

AX (Serie ZA- - Front)

A	B	C	D	F	H	Fig	N	O	P	Q	R	S	T	Fig
21		49.2	76.5	M20x1.5	81		22		40	71.5	22	65.5	30	5

1.0

kW

da: a: Cambio
from: to: Gearbox

Telaio
Chassis

30

10.86

--

-

-

1.1

40/44

10.86

--

-

-

1.3 Sport

70

10.86

06.91

-

-

1.4

44/49

10.86

06.91

-

-

1.4 D

38

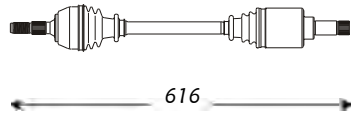
10.86

06.91

-

-

Note : -



616

Outer Joint

Driveshaft

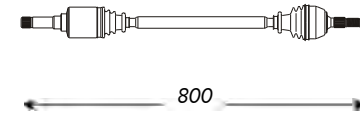
Inner Joint

K11490

CI3020

K21470

A	B	C	D	F	H	Fig	N	O	P	Q	R	S	T	Fig
21		49.2	76.5	M20x1.5	81		22		40	71.5	23	93.5	30	5



800

Inner Joint

Driveshaft

Outer Joint

K21470

CI3021

K11490



Sinistra / Left

Citroën

Destra / Right




AX (Serie ZA-_- Front)

A	B	C	D	F	H	Fig	N	O	P	Q	R	S	T	Fig
21		47.3	76.5	M20x1.5	75		22		40	71.5	21	65	30	5

kW	da:	a:	Cambio	Telaio
	from:	to:	Gearbox	Chassis
1.4	62/65	05.91	--	-
1.4 4X4	55	05.91	--	-
1.4 D	38	05.91	--	-
1.4 GTI	69/74	05.91	--	-
1.5 D	42/43	05.91	--	-

A	B	C	D	F	H	Fig	N	O	P	Q	R	S	T	Fig
21		47.3	76.5	M20x1.5	75		22		40	71.5	21	93.5	30	5

K11485



K21470

614

Outer Joint


Driveshaft

Inner Joint

CI3075	
CI3077	abs 48

Note : -

K21470



K11485

798

Inner Joint

Driveshaft

Outer Joint

CI3076	
CI3078	abs 48

AX (Serie ZA-_- Rear)

A	B	C	D	F	H	Fig	N	O	P	Q	R	S	T	Fig
21		49.2	76.5	M20x1.5	81		24		40	81	-	69	30	5

kW	da:	a:	Cambio	Telaio
	from:	to:	Gearbox	Chassis
1.4 4X4	55	05.91	--	-

A	B	C	D	F	H	Fig	N	O	P	Q	R	S	T	Fig
21		49.2	76.5	M20x1.5	81		24		40	81	-	69	30	5



663


Outer Joint

Driveshaft

Inner Joint

CI3284	
---------------	--

Note : -



K11490

703

Inner Joint

Driveshaft

Outer Joint

CI3234	
---------------	--

Axel (Front)

A	B	C	D	F	H	Fig	N	O	P	Q	R	S	T	Fig
24	22	54	81	M24x1.5	80	3	-		92.5	120	-	-	34	5

kW	da:	a:	Cambio	Telaio
	from:	to:	Gearbox	Chassis
1.1	40/42	07.84	06.90	-
1.2	47/48	07.84	06.90	-

A	B	C	D	F	H	Fig	N	O	P	Q	R	S	T	Fig
24	22	54	81	M24x1.5	80	3	-		92.5	120	-	-	34	5

TK11475



553

Outer Joint

Driveshaft

Inner Joint

CI1012	
--------	--

CI3019	
---------------	--

Note : -



TK11475

553

Inner Joint

Driveshaft

Outer Joint

CI3019	
---------------	--

CI1012	
--------	--



Sinistra / Left

Citroën

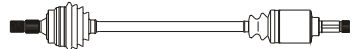
Destra / Right



BX (Serie XB-_- Front)

<i>kW</i>	<i>da:</i>	<i>a:</i>	<i>Cambio</i>	<i>Telaio</i>
	<i>from:</i>	<i>to:</i>	<i>Gearbox</i>	<i>Chassis</i>

A	B	C	D	F	H	Fig	N	O	P	Q	R	S	T	Fig
25	22	55.3	84	M24x1.5	80	3	22		40	71.5	18	67.5	30	5

K11465  **K21474K**


← 741 →

Outer Joint	Driveshaft	Inner Joint
CI1008	CI3014	

1.1	40/42	09.82	07.88	BH3	-
1.4	52/53	09.82	07.88	BH3	-

Note : -

A	B	C	D	F	H	Fig	N	O	P	Q	R	S	T	Fig
25	22	55.3	84	M24x1.5	80	3	22		40	71.5	-	65.5	30	5

K11465  **K11465**


← 600 →

Outer Joint	Driveshaft	Inner Joint
CI1008	CI3042	

1.1	40/42	08.88	07.91	MA	-
1.4	55	08.88	07.91	MA	-

Note : -

A	B	C	D	F	H	Fig	N	O	P	Q	R	S	T	Fig
25	22	55.3	84	M24x1.5	80	3	24		40	87.5	26	70	36	5

K11465  **K11465**


← 593 →

Outer Joint	Driveshaft	Inner Joint
CI1008	CI3228	

1.5	58/59	03.88	--	BE1/3	-
1.6	66/67	04.84	--	BE1/3	-
1.7 D	43/44	04.84	--	BE1/3	-
1.9 D	47/48	04.84	--	BE1/3	-
1.9 GT	75	04.84	--	BE1/3	-
1.9 TD	50/51	04.84	--	BE1/3	-

Note : -

A	B	C	D	F	H	Fig	N	O	P	Q	R	S	T	Fig
25	22	55.3	84	M24x1.5	80	3	24		40	81	23	70	33	5

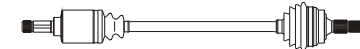
K11665  **K21458**

← 594 →

Outer Joint	Driveshaft	Inner Joint
CI1008	CI3015	

Note : -

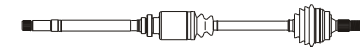
A	B	C	D	F	H	Fig	N	O	P	Q	R	S	T	Fig
25	22	55.3	84	M24x1.5	80	3	22		40	71.5	18	67.5	30	5

K21474K  **K11465**

← 741 →

Inner Joint	Driveshaft	Outer Joint
	CI3014	CI1008

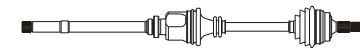
A	B	C	D	F	H	Fig	N	O	P	Q	R	S	T	Fig
25	22	55.3	84	M24x1.5	80	3	22		30	71.5	21	328	30	5

K11465  **K11465**

← 858 →

Inner Joint	Driveshaft	Outer Joint
	CI3043	CI1008


A	B	C	D	F	H	Fig	N	O	P	Q	R	S	T	Fig
25	22	55.3	84	M24x1.5	80	3	24		-	87.5	21	335	36	5

K11465  **K11465**

← 865 →

Inner Joint	Driveshaft	Outer Joint
	CI3229	CI1008

A	B	C	D	F	H	Fig	N	O	P	Q	R	S	T	Fig
25	22	55.3	84	M24x1.5	80	3	-		-	-	-	-	-	5

K21458  **K11665**

← 865 →

Inner Joint	Driveshaft	Outer Joint
	CI3016	CI1008



Sinistra / Left

Citroën

Destra / Right



BX (Serie XB-_- Front)

<i>kW</i>	<i>da:</i>	<i>a:</i>	<i>Cambio</i>	<i>Telaio</i>
	<i>from:</i>	<i>to:</i>	<i>Gearbox</i>	<i>Chassis</i>

A	B	C	D	F	H	Fig	N	O	P	Q	R	S	T	Fig
25	23	55.3	90	M24x1.5	80	3	24		40	81	23	70	33	5

1.8 TD	66	07.86	--	BE1/3	-
1.9 GTI (tt)	90/116	07.86	--	BE1/3	-

A	B	C	D	F	H	Fig	N	O	P	Q	R	S	T	Fig
25	23	55.3	90	M24x1.5	80	3	24		30	81	23	350	33	5

K11445  **K21458**

← 593 →

K21458  **K11445**

← 867 →

Outer Joint			Driveshaft			Inner Joint		
CI1028			CI3050					
CI1056	abs 29		CI3089	abs 29				
CI1019	abs 90		CI3052	abs 90				

Note : -

Inner Joint			Driveshaft			Outer Joint		
			CI3051			CI1028		
			CI3090	abs 29		CI1056	abs 29	
			CI3053	abs 90		CI1019	abs 90	

A	B	C	D	F	H	Fig	N	O	P	Q	R	S	T	Fig
25	23	55.3	90	M24x1.5	80	3	24		27	76.5	-	380	33	5

1.9 D 4X4	47/48	01.90	--	BE3/TK2A	-
1.9 GTI 4X4	90	01.90	--	BE3/TK2A	-

A	B	C	D	F	H	Fig	N	O	P	Q	R	S	T	Fig
25	23	55.3	90	M24x1.5	80	3	24		40	76.5	-	52	33	5

← 900 →

Outer Joint			Driveshaft			Inner Joint		
CI1028			CI3193					

Note : -

← 585 →

Inner Joint			Driveshaft			Outer Joint		
			CI3194			CI1028		

C1 (Serie PM_,PN_- Front)

<i>kW</i>	<i>da:</i>	<i>a:</i>	<i>Cambio</i>	<i>Telaio</i>
	<i>from:</i>	<i>to:</i>	<i>Gearbox</i>	<i>Chassis</i>

A	B	C	D	F	H	Fig	N	O	P	Q	R	S	T	Fig
24	19	49.4	70	M22x1.5	-	2	23		34	-	-	60	-	5

1.0	50	06.05	--	-	-
-----	----	-------	----	---	---

A	B	C	D	F	H	Fig	N	O	P	Q	R	S	T	Fig
24	19	49.4	70	M22x1.5	-	2	23		34	-	-	60	-	5

← 650 →

Outer Joint			Driveshaft			Inner Joint		
CI1101			CI3299					

Note : -

← 840 →

Inner Joint			Driveshaft			Outer Joint		
			CI3300			CI1101		

A	B	C	D	F	H	Fig	N	O	P	Q	R	S	T	Fig
24	20	49.4	73	M22x1.5	-	2	23		34	-	-	60	-	5

1.4 HDI	40	06.05	--	-	-
---------	----	-------	----	---	---

A	B	C	D	F	H	Fig	N	O	P	Q	R	S	T	Fig
24	20	49.4	73	M22x1.5	-	2	23		34	-	-	60	-	5

← 593 →

Outer Joint			Driveshaft			Inner Joint		
CI1102			CI3301					

Note : -

← 897 →

Inner Joint			Driveshaft			Outer Joint		
			CI3302			CI1102		



Sinistra / Left

Citroën

Destra / Right




C2 (Serie JM_ - Front)

A	B	C	D	F	H	Fig	N	O	P	Q	R	S	T	Fig
21	22	48.6	79	M20x1.5	86	3	22		-	-	-	65	-	5

kW	da: from:	a: to:	Cambio Gearbox	Telaio Chassis
44	09.03	----	MA	-
54	09.03	----	MA	-

A	B	C	D	F	H	Fig	N	O	P	Q	R	S	T	Fig
21	22	48.6	79	M20x1.5	86	3	22		-	-	-	93	-	5

TK11484



K21894

652

Outer Joint

Driveshaft

Inner Joint

CI1074


CI3253

Note : -

A	B	C	D	F	H	Fig	N	O	P	Q	R	S	T	Fig
21	22	49	79	M20x1.5	86	3	22		-	-	-	58.5	-	-

1.4 16V	65	06.06	----	-	-
1.6 16V	80	09.03	----	-	-
1.6 VTS	90	01.05	----	-	-

K21894



TK11484

841

Inner Joint

Driveshaft

Outer Joint

CI1074

CI3254

CI1074


Note : -

A	B	C	D	F	H	Fig	N	O	P	Q	R	S	T	Fig
21	21	48.6	75	M20x1.5	86	3	-		-	-	-	-	-	-

1.4 HDI	50	09.03	--	MA68	-
---------	----	-------	----	------	---

A	B	C	D	F	H	Fig	N	O	P	Q	R	S	T	Fig
21	22	48.6	79	M20x1.5	86	3	22		-	-	-	93	-	5

K21894



TK11484

841

Inner Joint

Driveshaft

Outer Joint

CI1083

CI3298

CI1083

Note : -

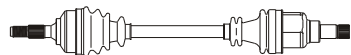
C3 (Serie FC_ - Front)

A	B	C	D	F	H	Fig	N	O	P	Q	R	S	T	Fig
21	22	48.6	79	M20x1.5	86	3	22		-	-	-	65	-	5

kW	da: from:	a: to:	Cambio Gearbox	Telaio Chassis
44	02.02	--	MA	-
55	02.02	--	MA	-

A	B	C	D	F	H	Fig	N	O	P	Q	R	S	T	Fig
21	22	48.6	79	M20x1.5	86	3	22		-	-	-	93	-	5

TK11484



K21894

652

Outer Joint

Driveshaft

Inner Joint

CI1074

CI3253

Note : -

K21894



TK11484

841

Inner Joint

Driveshaft

Outer Joint

CI1074

CI3254

CI1074



Sinistra / Left

Citroën

Destra / Right



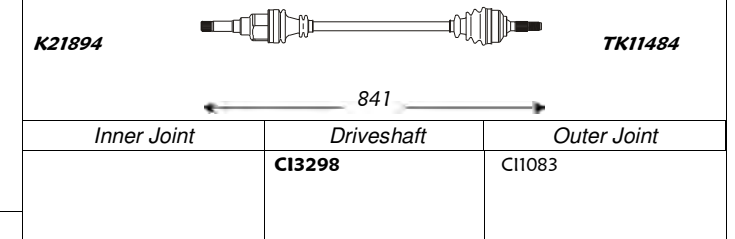
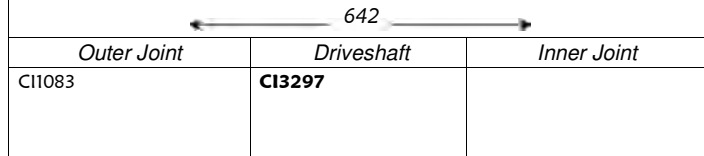
C3 (Serie FC_ - Front)

kW	da:	a:	Cambio	Telaio
	from:	to:	Gearbox	Chassis

A	B	C	D	F	H	Fig	N	O	P	Q	R	S	T	Fig
21	22	49	79	M20x1.5	86	3	22		-	-	-	58.5	-	-

1.4 16v	65	12.03	----	-	-
1.6 16v	80	02.02	----	-	-

A	B	C	D	F	H	Fig	N	O	P	Q	R	S	T	Fig
21	22	48.6	79	M20x1.5	86	3	22		-	-	-	93	-	5

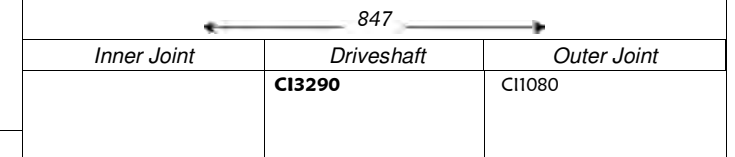
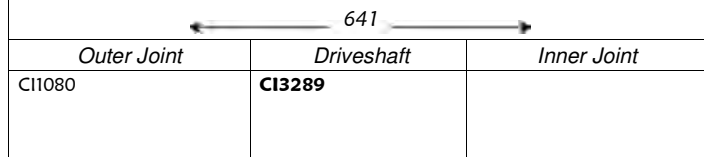


Note : -

A	B	C	D	F	H	Fig	N	O	P	Q	R	S	T	Fig
21	21	48.6	75	M20x1.5	86	3	22		40	-	-	65	-	-

1.4 HDI	50	06.02	---	MA68	-
1.4 HDI Aut.	50	06.02	----	-	-

A	B	C	D	F	H	Fig	N	O	P	Q	R	S	T	Fig
21	21	48.6	75	M20x1.5	86	3	22		30	-	-	93	-	-

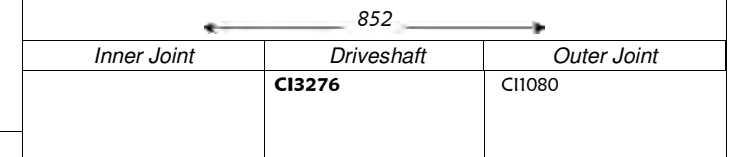
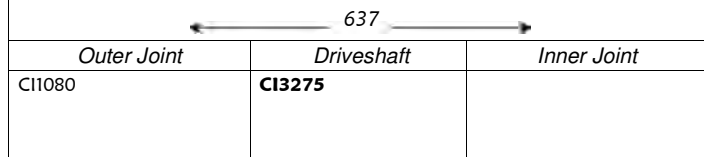


Note : -

A	B	C	D	F	H	Fig	N	O	P	Q	R	S	T	Fig
21	21	48.6	75	M20x1.5	86	3	22		30	72	-	58.5	30.4	5

1.4 HDI	50	06.02	---	MA77	-
---------	----	-------	-----	------	---

A	B	C	D	F	H	Fig	N	O	P	Q	R	S	T	Fig
21	21	48.6	75	M20x1.5	86	3	22		30	72	-	93	30.4	5

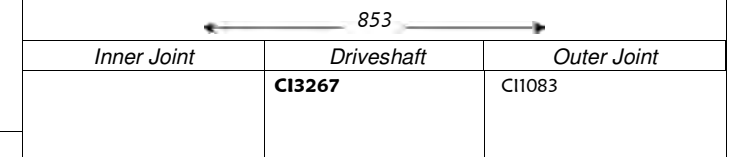
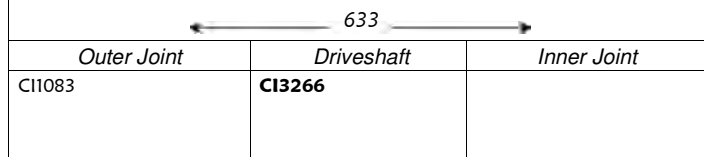


Note : -

A	B	C	D	F	H	Fig	N	O	P	Q	R	S	T	Fig
21	22	49	79	M20x1.5	86	3	24		40	-	-	69	-	-

1.4 HDI 16V	66	06.02	---	BE4R	-
1.6 HDI	66/80	09.05	----	-	-

A	B	C	D	F	H	Fig	N	O	P	Q	R	S	T	Fig
21	22	49	79	M20x1.5	86	3	24		30	-	-	290	-	-



Note : -



Sinistra / Left

Citroën

Destra / Right



C4 (Front)

A	B	C	D	F	H	Fig	N	O	P	Q	R	S	T	Fig	kW	da: from:	a: to:	Cambio Gearbox	Telaio Chassis	A	B	C	D	F	H	Fig	N	O	P	Q	R	S	T	Fig	
25	39	58,5	100	M24x1.5	89	3	37		-	-	-	68,5	-	-	2.0 HDI	100	11.04	----	-	-	25	39	58,5	100	M24x1.5	89	3	37		-	-	-	399	-	-
← 616 →															← 951 →																				
Outer Joint					Driveshaft					Inner Joint					Inner Joint					Driveshaft					Outer Joint										
CI1090					CI3293															CI3294					CI1090										
Note : -																																			

C5 (Front)

A	B	C	D	F	H	Fig	N	O	P	Q	R	S	T	Fig	kW	da: from:	a: to:	Cambio Gearbox	Telaio Chassis	A	B	C	D	F	H	Fig	N	O	P	Q	R	S	T	Fig
25	26	58,6	100	M24x1.5	89	2	-		-	-	-	-	-	-	1.8 16V	85	03.01	--	BE4R	-	25	26	58,6	100	M24x1.5	89	2	-		-	-	-	-	-
← - →															← - →																			
Outer Joint					Driveshaft					Inner Joint					Inner Joint					Driveshaft					Outer Joint									
CI1071					CI3268															CI3269					CI1071									
Note : -																																		

A	B	C	D	F	H	Fig	N	O	P	Q	R	S	T	Fig	kW	da: from:	a: to:	Cambio Gearbox	Telaio Chassis	A	B	C	D	F	H	Fig	N	O	P	Q	R	S	T	Fig	
-	-	-	-	-	-	-	26		-	-	-	46,4	-	-	1.8 16V Aut.	85	03.01	--	AL4	-	-	-	-	-	-	-	-	-	-	-	-	-	-	-	-
← 635 →															← - →																				
Outer Joint					Driveshaft					Inner Joint					Inner Joint					Driveshaft					Outer Joint										
CI1084					CI3273															CI3274					CI1084										
Note : -																																			

A	B	C	D	F	H	Fig	N	O	P	Q	R	S	T	Fig	kW	da: from:	a: to:	Cambio Gearbox	Telaio Chassis	A	B	C	D	F	H	Fig	N	O	P	Q	R	S	T	Fig
25	26	58,6	100	M24x1.5	89	2	-		-	-	-	-	-	-	2.0 16V	100	03.01	--	BE4R	-	25	26	58,6	100	M24x1.5	89	2	-		-	-	-	-	-
← - →															← - →																			
Outer Joint					Driveshaft					Inner Joint					Inner Joint					Driveshaft					Outer Joint									
CI1071					CI3270															CI3269					CI1071									
Note : -																																		



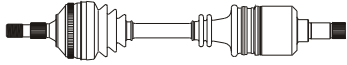



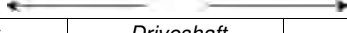
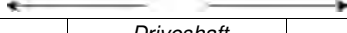
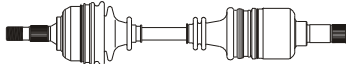

Sinistra / Left

Citroën

Destra / Right



C5 (Front)

Sinistra / Left													Destra / Right																
A	B	C	D	F	H	Fig	N	O	P	Q	R	S	T	Fig	A	B	C	D	F	H	Fig	N	O	P	Q	R	S	T	Fig
25	39	58.5	100	M24x1.5	89	3	37		40	89	25	68.5	-	5	25	39	58.5	100	M24x1.5	89	3	37		62	89	23	369	-	5
TK11472  640													TK11472  942																
Outer Joint				Driveshaft					Inner Joint				Inner Joint				Driveshaft					Outer Joint							
CI1090				CI3181													CI3182					CI1090							
Note : -																													
25	26	58.6	100	M24x1.5	89	2	37		40	86	25	68.5	-	5	25	26	58.6	100	M24x1.5	89	2	37		62	86	23	369	-	5
TK11472  623													TK11472  946																
Outer Joint				Driveshaft					Inner Joint				Inner Joint				Driveshaft					Outer Joint							
CI1071				CI3183													CI3184					CI1071							
Note : -																													
25	26	58.6	100	M24x1.5	89	2	-		-	-	-	-	-	-	25	26	58.6	100	M24x1.5	89	2	-		-	-	-	-	-	-
 -													 -																
Outer Joint				Driveshaft					Inner Joint				Inner Joint				Driveshaft					Outer Joint							
CI1071				CI3271													CI3272					CI1071							
Note : -																													
25	26	58.6	100	M24x1.5	89	2	37		40.3	86	26	68	-	5	25	26	58.6	100	M24x1.5	89	2	37		62	86	26	323	-	5
TK11472  600													TK11472  918																
Outer Joint				Driveshaft					Inner Joint				Inner Joint				Driveshaft					Outer Joint							
CI1071				CI3191													CI3192					CI1071							
Note : -																													



Sinistra / Left

Citroën

Destra / Right




C8 (Serie EA,EB - Front)

A	B	C	D	F	H	Fig	N	O	P	Q	R	S	T	Fig
27	28	58	92	M24x1.4	-	2	37		40	-	-	68.5	-	-


2.0 HDI kW 79 da: 07.02 a: ---- Cambio - Telaio -
 from: to: Gearbox Chassis

A	B	C	D	F	H	Fig	N	O	P	Q	R	S	T	Fig
27	28	58	92	M24x1.4	-	2	37		32	-	-	369	-	-



Outer Joint	Driveshaft	Inner Joint
CI1099	CI3309	

Note : -



Inner Joint	Driveshaft	Outer Joint
	CI3310	CI1099


CX (Front)

A	B	C	D	F	H	Fig	N	O	P	Q	R	S	T	Fig
27	27	70	98	M24x1.5	85	2	25		30.3	106	31	70.5	36	5

2.0 kW 75 da: 08.74 a: 07.80 Cambio 4 Sp. Telaio -
 from: to: Gearbox Chassis

A	B	C	D	F	H	Fig	N	O	P	Q	R	S	T	Fig
27	27	70	98	M24x1.5	85	2	25		-	106	31	421	36	5


K11450 **K21450**



Outer Joint	Driveshaft	Inner Joint
CI1007	CI3010	

Note : -

K21450 **K11450**




Inner Joint	Driveshaft	Outer Joint
	CI3011	CI1007

A	B	C	D	F	H	Fig	N	O	P	Q	R	S	T	Fig
27	27	70	98	M24x1.5	85	2	25		30.3	106	31	70.5	36	5

2.0 kW 75/78 da: 09.74 a: 07.80 Cambio 4/5 Sp. Telaio -
 2.2 83/85 08.74 07.80 4 Sp. -
 2.4 84/96 08.74 07.80 4 Sp. -
 2.5 96/100 08.74 07.80 4 Sp. -
 2.5 D 55 08.74 07.80 4 Sp. -

A	B	C	D	F	H	Fig	N	O	P	Q	R	S	T	Fig
27	27	70	98	M24x1.5	85	2	25		-	106	32	387	36	5

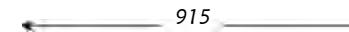
K11450 **K21450**



Outer Joint	Driveshaft	Inner Joint
CI1007	CI3035	

Note : -

K21450 **K11450**




Inner Joint	Driveshaft	Outer Joint
	CI3036	CI1007

A	B	C	D	F	H	Fig	N	O	P	Q	R	S	T	Fig
27	27	70	98	M24x1.5	85	2	25		30.3	100	31	69	50	5

2.0 kW 75/78 da: 08.80 a: --- Cambio 4/5 Sp. Telaio -
 2.2 82 08.80 --- 4/5 Sp. -
 2.4 85/88 08.80 --- 5 Sp. -
 2.5 89/100 08.83 --- 5 Sp. -
 2.5 D 70/88 08.83 --- 5 Sp. -

A	B	C	D	F	H	Fig	N	O	P	Q	R	S	T	Fig
27	27	70	98	M24x1.5	85	2	25		-	100	32	387	50	5


K11450 **K21450**



Outer Joint	Driveshaft	Inner Joint
CI1007	CI3012	

Note : -

K21450 **K11450**



Inner Joint	Driveshaft	Outer Joint
	CI3013	CI1007



Sinistra / Left

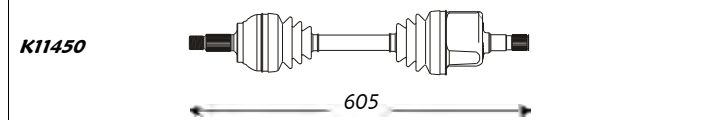
Citroën

Destra / Right



CX (Front)

A	B	C	D	F	H	Fig	N	O	P	Q	R	S	T	Fig
27	27	70	98	M24x1.5	85	2	25		30.3	106	-	70.5	36	5

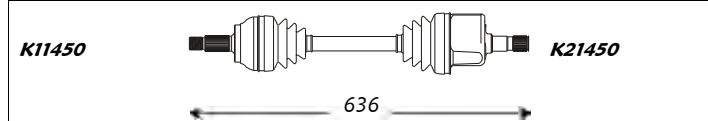


Outer Joint	Driveshaft	Inner Joint
C11007	CI3033	

kW	da:	a:	Cambio	Telaio
from:	to:	Gearbox	Chassis	
2.0	75	08.80	06.84	4 Sp. -
2.2	83/85	08.80	06.84	4 Sp. -
2.4	84/96	08.80	06.84	4 Sp. -
2.5	96/100	08.80	06.84	4 Sp. -
2.5 D	55	08.80	06.84	4 Sp. -

Note: -

A	B	C	D	F	H	Fig	N	O	P	Q	R	S	T	Fig
27	27	70	98	M24x1.5	85	2	25		30.3	100	31	69	50	5

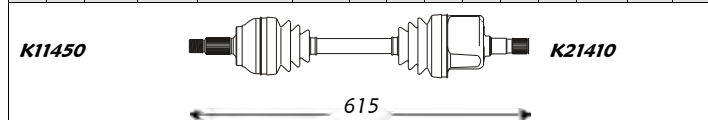


Outer Joint	Driveshaft	Inner Joint
C11007 C11021 abs 48	CI3230 CI3169 abs 48	

kW	da:	a:	Cambio	Telaio
from:	to:	Gearbox	Chassis	
2.5 TD	88	08.83	---	- -
2.5 Turbo	115	08.83	---	- -

Note: -

A	B	C	D	F	H	Fig	N	O	P	Q	R	S	T	Fig
27	27	70	98	M24x1.5	85	2	25		30.3	100	31	69	50	5

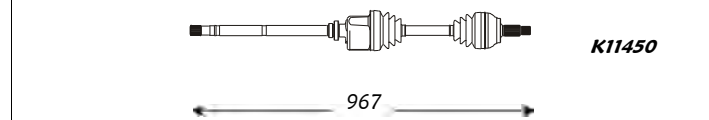


Outer Joint	Driveshaft	Inner Joint
C11007 C11021 abs 48	CI3037 CI3205 abs 48	

kW	da:	a:	Cambio	Telaio
from:	to:	Gearbox	Chassis	
tt Aut.	-	08.80	---	- -

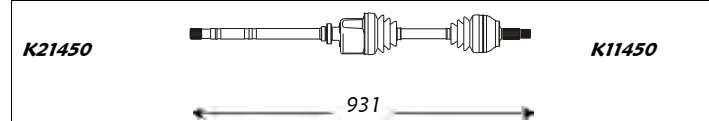
Note: -

A	B	C	D	F	H	Fig	N	O	P	Q	R	S	T	Fig
27	27	70	98	M24x1.5	85	2	25		-	106	32	423	-	5



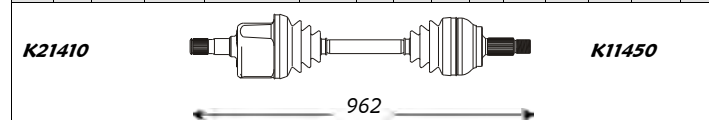
Inner Joint	Driveshaft	Outer Joint
	CI3034	C11007

A	B	C	D	F	H	Fig	N	O	P	Q	R	S	T	Fig
27	27	70	98	M24x1.5	85	2	25		-	100	32	387	50	5



Inner Joint	Driveshaft	Outer Joint
	CI3231 CI3170 abs 48	C11007 C11021 abs 48

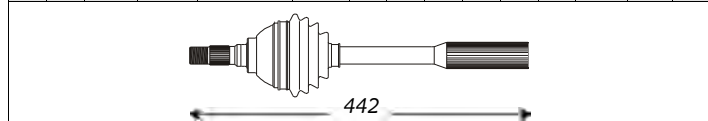
A	B	C	D	F	H	Fig	N	O	P	Q	R	S	T	Fig
27	27	70	98	M24x1.5	85	2	25		-	106	31	413	36	5



Inner Joint	Driveshaft	Outer Joint
	CI3038 CI3204 abs 48	C11007 C11021 abs 48

Dyane (Front)

A	B	C	D	F	H	Fig	N	O	P	Q	R	S	T	Fig
22	22	45	84	M22x1.5	75	X							-	5

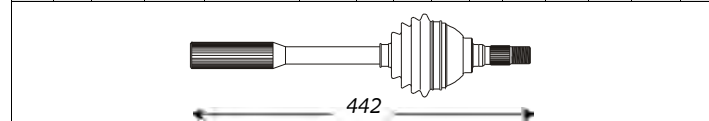


Outer Joint	Driveshaft	Inner Joint
C11069	CI3002	C12002

kW	da:	a:	Cambio	Telaio
from:	to:	Gearbox	Chassis	
Dyane 4/6	17/21	06.68	---	- -

Note: -

A	B	C	D	F	H	Fig	N	O	P	Q	R	S	T	Fig
22	22	45	84	M22x1.5	75	X							-	5



Inner Joint	Driveshaft	Outer Joint
C12002	CI3002	C11069



Sinistra / Left

Citroën

Destra / Right



Evasion (Serie U6U - Front)

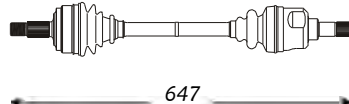
kW	da:	a:	Cambio	Telaio
	from:	to:	Gearbox	Chassis

A	B	C	D	F	H	Fig	N	O	P	Q	R	S	T	Fig
27	34	59	90	M24x1.5	82	3	24		40	81	27	62	33	5

1.8	74	07.96	07.02	BE3	-
2.0	89/90	01.94	07.02	BE3	-

A	B	C	D	F	H	Fig	N	O	P	Q	R	S	T	Fig
27	34	59	90	M24x1.5	82	3	24		30	81	24	350	33	5

K12435

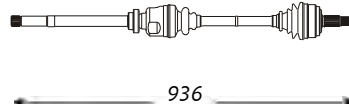


647

Outer Joint	Driveshaft	Inner Joint
CI1032 CI1033 abs 48	CI3101 CI3103 abs 48	

Note: -

K12435



936

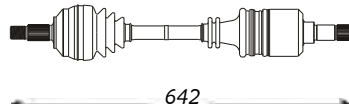
Inner Joint	Driveshaft	Outer Joint
	CI3102 CI3104 abs 48	CI1032 CI1033 abs 48

A	B	C	D	F	H	Fig	N	O	P	Q	R	S	T	Fig
27	39	59	100	M24x1.5	82	3	37		40	89	-	68.5	38.7	-

1.9 TD	47	01.94	07.02	ME5K	-
2.0 Turbo	108	01.94	07.02	ME5K	-
2.1 TD	80	01.94	07.02	ME5K	-

A	B	C	D	F	H	Fig	N	O	P	Q	R	S	T	Fig
27	39	59	100	M24x1.5	82	3	37		32	89	-	369	38.7	-

K12935

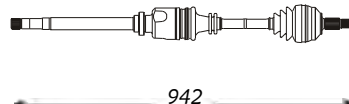


642

Outer Joint	Driveshaft	Inner Joint
CI1034 CI1035 abs 48	CI3105 CI3099 abs 48	

Note: -

K22405K



942

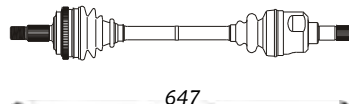
Inner Joint	Driveshaft	Outer Joint
	CI3106 CI3100 abs 48	CI1034 CI1035 abs 48

A	B	C	D	F	H	Fig	N	O	P	Q	R	S	T	Fig
27	34	59	90	M24x1.5	82	3	24		40	81	27	62	33	5

2.0	97/100	01.94	07.02	BE3	-
-----	--------	-------	-------	-----	---

A	B	C	D	F	H	Fig	N	O	P	Q	R	S	T	Fig
27	34	59	90	M24x1.5	82	3	24		30	81	24	350	33	5

K12435

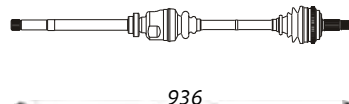


647

Outer Joint	Driveshaft	Inner Joint
CI1033 abs 48	CI3103 abs 48	

Note: -

K12435



936

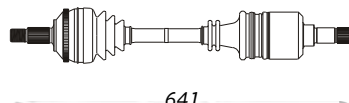
Inner Joint	Driveshaft	Outer Joint
	CI3104 abs 48	CI1033 abs 48

A	B	C	D	F	H	Fig	N	O	P	Q	R	S	T	Fig
27	39	59	100	M24x1.5	82	3	37		40	89	26	68.5	38.7	-

2.0 HDI	80	08.99	07.02	-	-
---------	----	-------	-------	---	---

A	B	C	D	F	H	Fig	N	O	P	Q	R	S	T	Fig
27	39	59	100	M24x1.5	82	3	37		32	89	24	369	38.7	-

K12935




641

Outer Joint	Driveshaft	Inner Joint
CI1035 abs 48	CI3226 abs 48	

Note: -

K22405K



942

Inner Joint	Driveshaft	Outer Joint
	CI3208 abs 48	CI1035 abs 48



Sinistra / Left

Citroën

Destra / Right



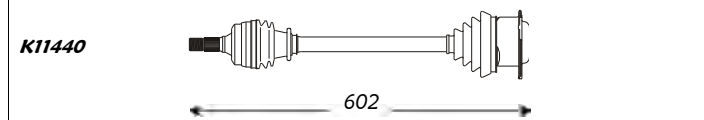
GS/GSA (Front)

kW	da:	a:	Cambio	Telaio
	from:	to:	Gearbox	Chassis

A	B	C	D	F	H	Fig	N	O	P	Q	R	S	T	Fig
22	22	56	80	M22x1.5	75	2	-	-	-	-	-	-	-	5

tt

- 08.70 04.74 - -



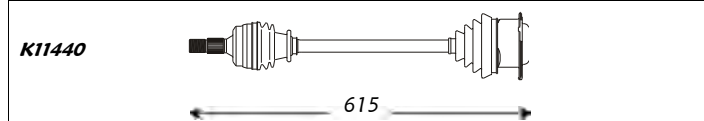
Outer Joint				Driveshaft				Inner Joint			
CI1003				CI3004							

Note : -

A	B	C	D	F	H	Fig	N	O	P	Q	R	S	T	Fig
25	22	56	80	M22x1.5	80	3	-	-	-	120	-	-	34	5

tt

- 03.81 --.. - -



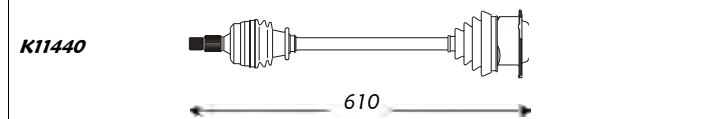
Outer Joint				Driveshaft				Inner Joint			
CI1010				CI3039							

Note : -

A	B	C	D	F	H	Fig	N	O	P	Q	R	S	T	Fig
25	22	56	80	M22x1.5	74	2	-	-	92.5	120	-	-	34	5

tt (Axle Ø 22)

- 05.74 09.78 - -



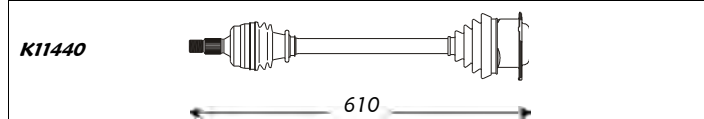
Outer Joint				Driveshaft				Inner Joint			
CI1004				CI3005							

Note : Axle Ø 22

A	B	C	D	F	H	Fig	N	O	P	Q	R	S	T	Fig
25	22	56	80	M22x1.5	74	2	-	-	92.5	120	-	-	34	5

tt (Axle Ø 27)

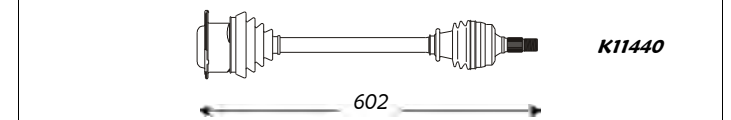
- 10.78 02.81 - -



Outer Joint				Driveshaft				Inner Joint			
CI1004				CI3006							

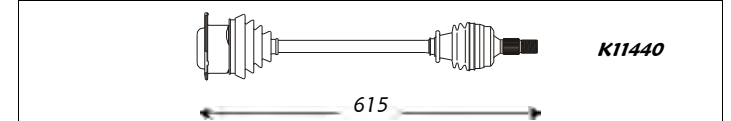
Note : Axle Ø 27

A	B	C	D	F	H	Fig	N	O	P	Q	R	S	T	Fig
22	22	56	80	M22x1.5	75	2	-	-	-	-	-	-	-	5



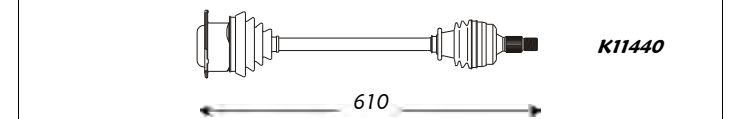
Inner Joint				Driveshaft				Outer Joint			
				CI3004				CI1003			

A	B	C	D	F	H	Fig	N	O	P	Q	R	S	T	Fig
25	22	56	80	M22x1.5	80	3	-	-	-	120	-	-	34	5



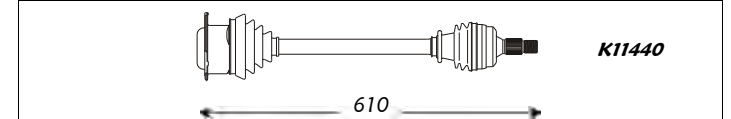
Inner Joint				Driveshaft				Outer Joint			
				CI3039				CI1010			

A	B	C	D	F	H	Fig	N	O	P	Q	R	S	T	Fig
25	22	56	80	M22x1.5	74	2	-	-	92.5	120	-	-	34	5



Inner Joint				Driveshaft				Outer Joint			
				CI3005				CI1004			

A	B	C	D	F	H	Fig	N	O	P	Q	R	S	T	Fig
25	22	56	80	M22x1.5	74	2	-	-	92.5	120	-	-	34	5



Inner Joint				Driveshaft				Outer Joint			
				CI3006				CI1004			



Sinistra / Left

Citroën

Destra / Right




LN / LNA (Front)

A	B	C	D	F	H	Fig	N	O	P	Q	R	S	T	Fig
21		54	75	M20x1.5	90.5		22		40	71.5	28	68	30	5

kW	da:	a:	Cambio	Telaio
from:	to:	Gearbox	Chassis	
1.1	37	07.82	--	- -


A	B	C	D	F	H	Fig	N	O	P	Q	R	S	T	Fig
21		54	75	M20x1.5	90.5		22		40	71.5	28	68	30	5

K124001  **K22400K**

← 684 →

Outer Joint	Driveshaft	Inner Joint
	CI3060	

Note: -

K22400K  **K124001**

← 684 →

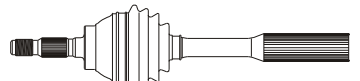
Inner Joint	Driveshaft	Outer Joint
	CI3060	

Note: -

A	B	C	D	F	H	Fig	N	O	P	Q	R	S	T	Fig
21	22	54	84	M20x1.5	90	2							-	5

kW	da:	a:	Cambio	Telaio
from:	to:	Gearbox	Chassis	
602/652	24	09.78	08.86	- -

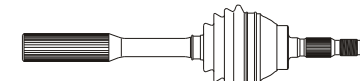
A	B	C	D	F	H	Fig	N	O	P	Q	R	S	T	Fig
21	22	54	84	M20x1.5	90	2							-	5

K11465  **K11465**

← 420 →

Outer Joint	Driveshaft	Inner Joint
CI1005	CI3007	CI2003

Note: -

K11465  **K11465**

← 420 →

Inner Joint	Driveshaft	Outer Joint
CI2003	CI3007	CI1005

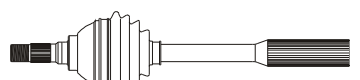
Note: -

Mehari (Front)

A	B	C	D	F	H	Fig	N	O	P	Q	R	S	T	Fig
22	22	45	84	M22x1.5	75	X							-	5

kW	da:	a:	Cambio	Telaio
from:	to:	Gearbox	Chassis	
Mehari 0.6	19/21	06.68	--	- -

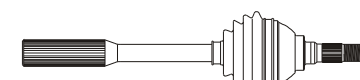
A	B	C	D	F	H	Fig	N	O	P	Q	R	S	T	Fig
22	22	45	84	M22x1.5	75	X							-	5



← 442 →

Outer Joint	Driveshaft	Inner Joint
CI1069	CI3002	CI2002

Note: -



← 442 →

Inner Joint	Driveshaft	Outer Joint
CI2002	CI3002	CI1069

Note: -



Sinistra / Left

Citroën

Destra / Right



Saxo (Serie S0/S1 - Front)

kW	da:	a:	Cambio	Telaio
	from:	to:	Gearbox	Chassis

A	B	C	D	F	H	Fig	N	O	P	Q	R	S	T	Fig
21		47.3	76.5	M20x1.5	86		22		40	-	-	65	-	5



623

K21470K

Outer Joint

Driveshaft

Inner Joint


CI3235
CI3237 abs 48

1.0
1.1
1.4
1.5 D

33/37	01.99	--	MA	-
40/44	01.99	--	MA	-
55	01.99	--	MA	-
42/43	01.99	--	MA	-

Note : -

A	B	C	D	F	H	Fig	N	O	P	Q	R	S	T	Fig
21		47.3	76.5	-	81		22		-	65	-	65	-	5



617

Outer Joint

Driveshaft

Inner Joint

CI3123

1.0 (3 Bolt)
1.1 (3 Bolt)

33/37	05.96	--	MA	-
40/44	05.96	--	MA	-

Note : 3 Fixing Wheel Holes

A	B	C	D	F	H	Fig	N	O	P	Q	R	S	T	Fig
21		47.3	76.5	M20x1.5	75		22		40	71.5	21	65	30	5

K11485



614

K21470

Outer Joint

Driveshaft

Inner Joint

CI3075
CI3077 abs 48


1.0 (4 Bolt)
1.1 (4 Bolt)
1.4 (4 Bolt)
1.5 D (4 Bolt)

33/37	05.96	01.99	MA	-
40/44	05.96	01.99	MA	-
55	05.96	01.99	MA	-
42/43	05.96	01.99	MA	-

Note : 4 Fixing Wheel Holes

A	B	C	D	F	H	Fig	N	O	P	Q	R	S	T	Fig
21	22	47.5	76.5	M20x1.5	76	3							30	5

TK13281



593

Outer Joint

Driveshaft

Inner Joint

CI1067
CI1068 abs 48

CI3199
CI3201 abs 48

CI17001


1.4 Aut.
1.6 VTR Aut.

65/66	02.96	01.99	MB3	-
65/66	02.96	01.99	MB3	-

Note : -

A	B	C	D	F	H	Fig	N	O	P	Q	R	S	T	Fig
21		47.3	76.5	M20x1.5	86		22		30	-	-	93	-	5

K21470K



805

Inner Joint

Driveshaft

Outer Joint

CI3236
CI3238 abs 48

A	B	C	D	F	H	Fig	N	O	P	Q	R	S	T	Fig
21		47.3	76.5	-	81		22		-	65	-	93	-	5



800

Inner Joint

Driveshaft

Outer Joint

CI3124

A	B	C	D	F	H	Fig	N	O	P	Q	R	S	T	Fig
21		47.3	76.5	M20x1.5	75		22		40	71.5	21	93.5	30	5

K21470



798

K11485

Inner Joint

Driveshaft

Outer Joint

CI3076
CI3078 abs 48

A	B	C	D	F	H	Fig	N	O	P	Q	R	S	T	Fig
21	22	47.5	76.5	M20x1.5	76	3	23		-	71.5	-	102.5	30	5

TK13281



694

Inner Joint

Driveshaft

Outer Joint

CI3200
CI3202 abs 48

CI1067
CI1068 abs 48



Sinistra / Left

Citroën

Destra / Right



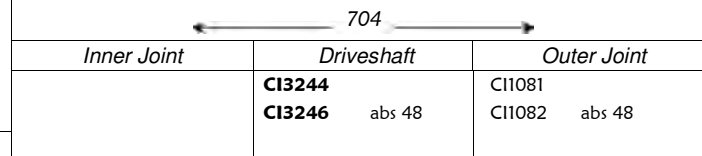
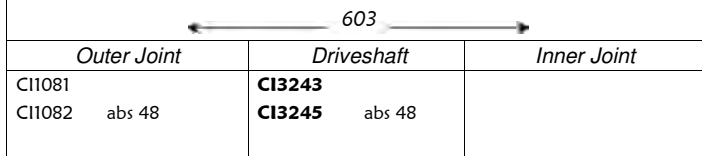
Saxo (Serie S0/S1 - Front)

kW	da:	a:	Cambio	Telaio
	from:	to:	Gearbox	Chassis

A	B	C	D	F	H	Fig	N	O	P	Q	R	S	T	Fig
21	22	47.5	76.5	M20x1.5	86	3	-	-	-	-	-	24	30	5

1.4 Aut.	65/66	01.99	--	MB3	-
1.6 VTR Aut.	65/66	01.99	--	MB3	-

A	B	C	D	F	H	Fig	N	O	P	Q	R	S	T	Fig
21	22	47.5	76.5	M20x1.5	86	3	23	-	-	-	-	102.5	30	5

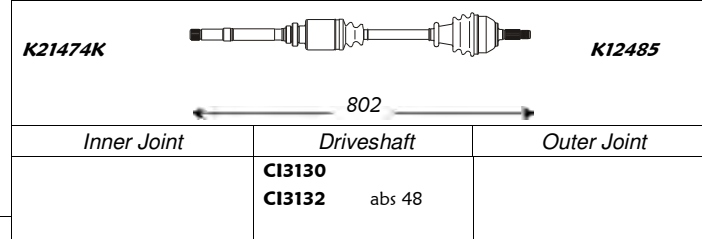
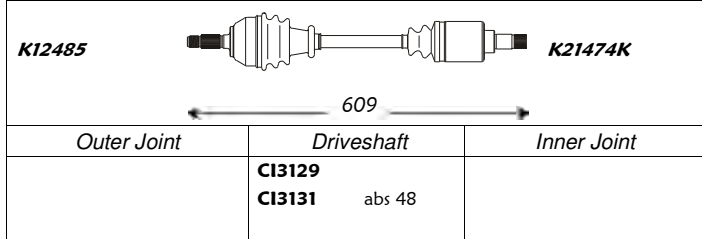


Note: -

A	B	C	D	F	H	Fig	N	O	P	Q	R	S	T	Fig
21		48	86.5	M20x1.5	76		22		40	71.5	-	58.5	30	5

1.6 16V VTS	87	05.96	01.99	-	-
1.6 i	65/66	05.96	01.99	-	-

A	B	C	D	F	H	Fig	N	O	P	Q	R	S	T	Fig
21		48	86.5	M20x1.5	76		22		30	71.5	-	253	30	5

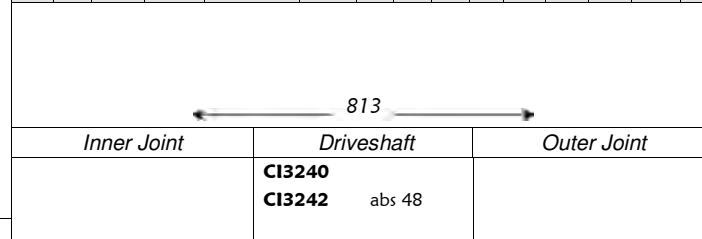
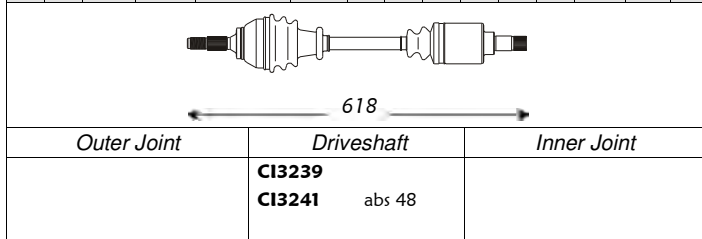


Note: -

A	B	C	D	F	H	Fig	N	O	P	Q	R	S	T	Fig
21		44.2	86.5	M20x1.5	86		22		40	71.5	25	58	30	5

1.6 16V VTS	87	01.99	--	MA	-
1.6 i	65/66	01.99	--	MA	-

A	B	C	D	F	H	Fig	N	O	P	Q	R	S	T	Fig
21		44.2	86.5	M20x1.5	86		22		40	71.5	25	240	30	5



Note: -

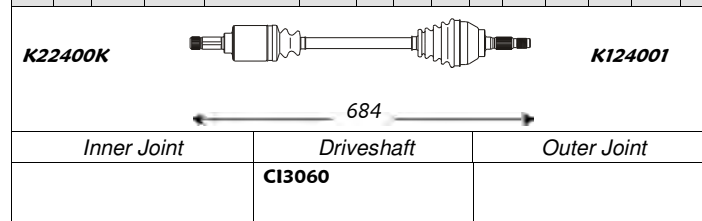
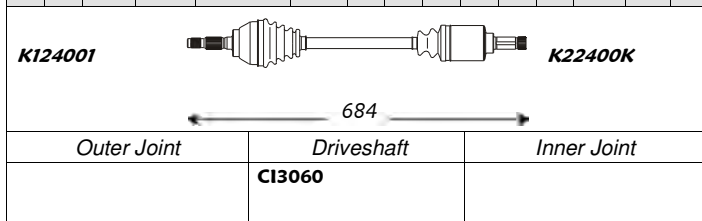
Visa (Front)

kW	da:	a:	Cambio	Telaio
	from:	to:	Gearbox	Chassis

A	B	C	D	F	H	Fig	N	O	P	Q	R	S	T	Fig
21		54	75	M20x1.5	90.5		22		40	71.5	28	68	30	5

1.0	-	09.78	01.89	BH3	-
1.1	37	09.78	01.89	BH3	-
1.4	44	09.78	01.89	BH3	-

A	B	C	D	F	H	Fig	N	O	P	Q	R	S	T	Fig
21		54	75	M20x1.5	90.5		22		40	71.5	28	68	30	5



Note: 5/6/7CV



Sinistra / Left

Citroën

Destra / Right



Visa (Front)

A	B	C	D	F	H	Fig	N	O	P	Q	R	S	T	Fig
21	22	56	84	M20x1.5	76	3	24		40	81	24	70	33	5

kW	da: from:	a: to:	Cambio Gearbox	Telaio Chassis
76	03.84	01.89	-	-
43/44	03.84	01.89	-	-

A	B	C	D	F	H	Fig	N	O	P	Q	R	S	T	Fig
21	22	56	84	M20x1.5	76	3	24		-	81	24	350	33	5

K11465  **K21450**

564

Outer Joint Driveshaft Inner Joint

C11016	C13040	
Note : -		

K21450  **K11465**

840

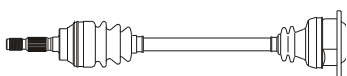
Inner Joint Driveshaft Outer Joint

	C13041	C11016
--	---------------	--------

A	B	C	D	F	H	Fig	N	O	P	Q	R	S	T	Fig
21	20	54	75	M20x1.5	91	3	-		-	115	-	-	30	5

Club	-	09.78	01.89	-	-
Special	-	09.78	01.89	-	-

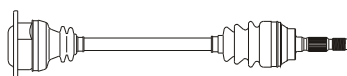
A	B	C	D	F	H	Fig	N	O	P	Q	R	S	T	Fig
21	20	54	75	M20x1.5	91	3	-		-	115	-	-	30	5



584

Outer Joint Driveshaft Inner Joint

C11006	C13008	
Note : 3/4CV		



584

Inner Joint Driveshaft Outer Joint

	C13008	C11006
--	---------------	--------

Xantia (Serie X1 - Front)

A	B	C	D	F	H	Fig	N	O	P	Q	R	S	T	Fig
25	34	55.3	88	M24x1.5	80	3	24		40	81	-	70	33	5

kW	da: from:	a: to:	Cambio Gearbox	Telaio Chassis
65	03.93	06.95	-	-
66/74	03.93	06.95	-	-
50/51	06.94	06.95	-	-
55	06.94	06.95	-	-

A	B	C	D	F	H	Fig	N	O	P	Q	R	S	T	Fig
25	23	55.3	88	M24x1.5	80	3	24		30	81	24	350	-	5

K12440  **K21458**

618

Outer Joint Driveshaft Inner Joint

C11050 abs 48	C13277 abs 48	
Note : ABS Ø 90		

K21458  **K12440**

893

Inner Joint Driveshaft Outer Joint

	C13278 abs 48	C11070 abs 48
--	----------------------	---------------

A	B	C	D	F	H	Fig	N	O	P	Q	R	S	T	Fig
25	34	55.3	90	M24x1.5	80	3	24		40	81	-	70	33	5

1.6 i	65	03.93	01.98	-	-
1.8 i	66/74	03.93	01.98	-	-
1.9 D	50/51	06.94	01.98	-	-
1.9 SD	55	06.94	01.98	-	-

A	B	C	D	F	H	Fig	N	O	P	Q	R	S	T	Fig
25	34	55.3	90	M24x1.5	80	3	24		30	81	-	350	33	5

K12440  **K21458**

618

Outer Joint Driveshaft Inner Joint

C11029	C13079	
Note : -		

K21458  **K12440**

895

Inner Joint Driveshaft Outer Joint

	C13080	C11029
--	---------------	--------



Sinistra / Left

Citroën

Destra / Right

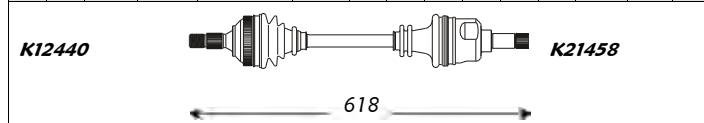


Xantia (Serie X1 - Front)

kW	da:	a:	Cambio	Telaio
	from:	to:	Gearbox	Chassis

A	B	C	D	F	H	Fig	N	O	P	Q	R	S	T	Fig
25	34	55.3	88	M24x1.5	80	3	24		40	81	-	70	33	5

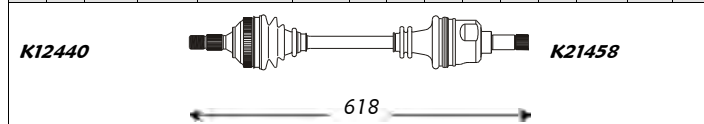
1.6 i	65	07.95	01.98	-	-
1.8 16v	81	07.95	01.98	-	-
1.8 16v	81	01.98	04.03	-	-
1.8 i	66/74	07.95	01.98	-	-
1.8 i	66	01.98	04.03	-	-
1.9 D	50/51	07.95	01.98	-	-
1.9 SD	55	07.95	01.98	-	-



Outer Joint	Driveshaft	Inner Joint
CI1077 abs 48	CI3133 abs 48	

Note : ABS Ø 99

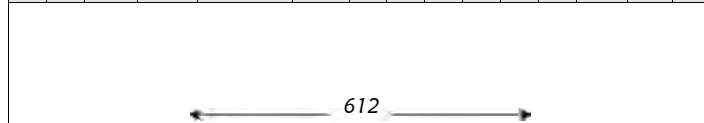
A	B	C	D	F	H	Fig	N	O	P	Q	R	S	T	Fig
25	34	55.3	88	M24x1.5	80	3	24		40	81	-	70	33	5



Outer Joint	Driveshaft	Inner Joint
CI1077 abs 48	CI3133 abs 48	

Note : -

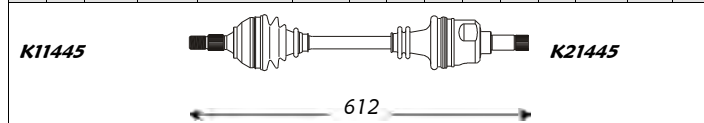
A	B	C	D	F	H	Fig	N	O	P	Q	R	S	T	Fig
25	34	55.3	88	M24x1.5	80	3	24		40	81	24	62	33	5



Outer Joint	Driveshaft	Inner Joint
CI1050 abs 48	CI3279 abs 48	

Note : ABS Ø 90

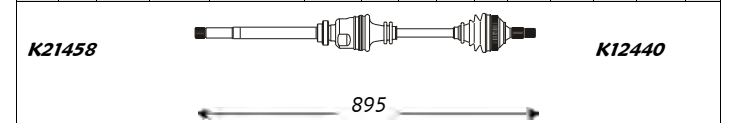
A	B	C	D	F	H	Fig	N	O	P	Q	R	S	T	Fig
25	34	55.3	90	M24x1.5	80	3	24		40	81	24	62	33	5



Outer Joint	Driveshaft	Inner Joint
CI1029	CI3173	

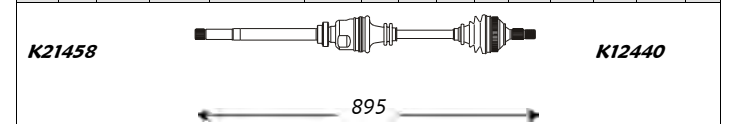
Note : -

A	B	C	D	F	H	Fig	N	O	P	Q	R	S	T	Fig
25	34	55.3	88	M24x1.5	80	3	24		30	81	24	350	-	5



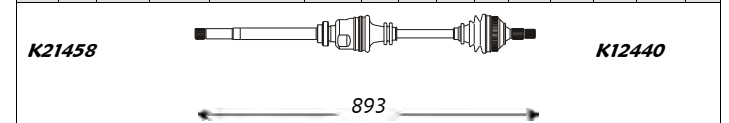
Inner Joint	Driveshaft	Outer Joint
	CI3134 abs 48	CI1077 abs 48

A	B	C	D	F	H	Fig	N	O	P	Q	R	S	T	Fig
25	34	55.3	88	M24x1.5	80	3	24		30	81	24	350	-	5



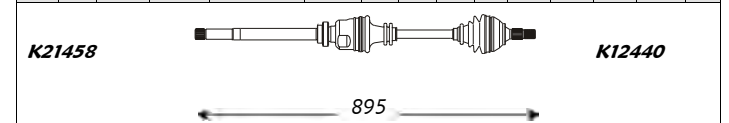
Inner Joint	Driveshaft	Outer Joint
	CI3134 abs 48	CI1077 abs 48

A	B	C	D	F	H	Fig	N	O	P	Q	R	S	T	Fig
25	23	55.3	88	M24x1.5	80	3	24		30	81	24	350	-	5



Inner Joint	Driveshaft	Outer Joint
	CI3278 abs 48	CI1070 abs 48

A	B	C	D	F	H	Fig	N	O	P	Q	R	S	T	Fig
25	34	55.3	90	M24x1.5	80	3	24		30	81	-	350	33	5



Inner Joint	Driveshaft	Outer Joint
	CI3080	CI1029



Sinistra / Left

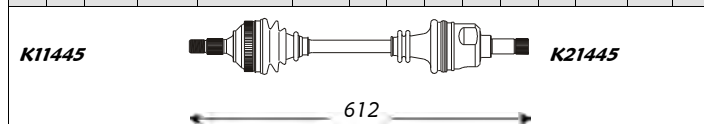
Citroën

Destra / Right



Xantia (Serie X1 - Front)

A	B	C	D	F	H	Fig	N	O	P	Q	R	S	T	Fig
25	34	55.3	88	M24x1.5	80	3	24		40	81	24	62	33	5

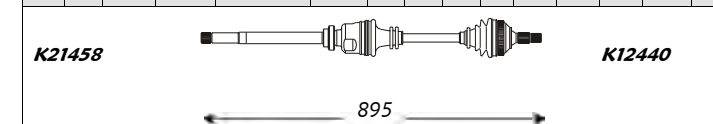


Outer Joint	Driveshaft	Inner Joint
CI1077 abs 48	CI3174 abs 48	

kW	da:	a:	Cambio	Telaio
	from:	to:	Gearbox	Chassis
1.9 SD	55	01.98	04.03	- -
1.9 TD	66	07.95	01.98	- -
1.9 TD	66	01.98	04.03	- -
2.0 16v	110/112	07.95	01.98	- -
2.0 HDI	66	01.98	04.03	- -
2.0 i	89/97	07.95	01.98	- -
2.0 i	89/97	01.98	04.03	- -

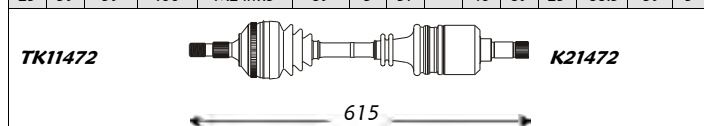
Note : ABS Ø 99

A	B	C	D	F	H	Fig	N	O	P	Q	R	S	T	Fig
25	34	55.3	88	M24x1.5	80	3	24		30	81	24	350	-	5



Inner Joint	Driveshaft	Outer Joint
	CI3134 abs 48	CI1077 abs 48

A	B	C	D	F	H	Fig	N	O	P	Q	R	S	T	Fig
25	39	59	100	M24x1.5	89	3	37		40	89	25	68.5	39	5

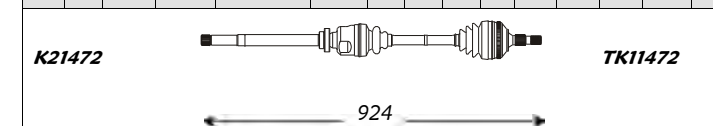


Outer Joint	Driveshaft	Inner Joint
CI1052 abs 48	CI3139 abs 48	

kW	da:	a:	Cambio	Telaio
	from:	to:	Gearbox	Chassis
2.0 HDI	80	01.98	04.03	- -
2.0 T	108	07.95	01.98	- -
2.0 T	108	01.98	04.03	- -
2.1 TD	80	07.95	01.98	- -
2.1 TD	80	01.98	02.99	- -
3.0 24v	140	01.97	01.98	- -
3.0 24v	140	01.98	04.03	- -

Note : ABS Ø 99

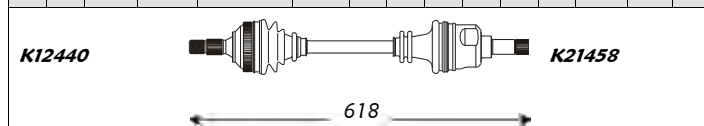
A	B	C	D	F	H	Fig	N	O	P	Q	R	S	T	Fig
25	39	59	100	M24x1.5	89	3	37		32	89	24	361	39	5



Inner Joint	Driveshaft	Outer Joint
	CI3140 abs 48	CI1052 abs 48

Xantia (Serie X2 - Front)

A	B	C	D	F	H	Fig	N	O	P	Q	R	S	T	Fig
25	34	55.3	88	M24x1.5	80	3	24		40	81	-	70	33	5

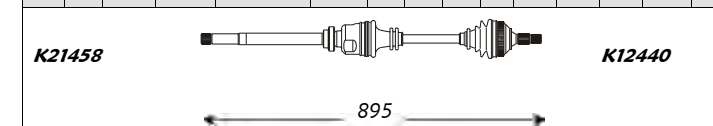


Outer Joint	Driveshaft	Inner Joint
CI1077 abs 48	CI3133 abs 48	

kW	da:	a:	Cambio	Telaio
	from:	to:	Gearbox	Chassis
1.6 i	65	07.95	01.98	- -
1.8 16v	81	07.95	01.98	- -
1.8 16v	81	01.98	04.03	- -
1.8 i	66/74	07.95	01.98	- -
1.8 i	66	01.98	04.03	- -
1.9 D	50/51	07.95	01.98	- -
1.9 SD	55	07.95	01.98	- -

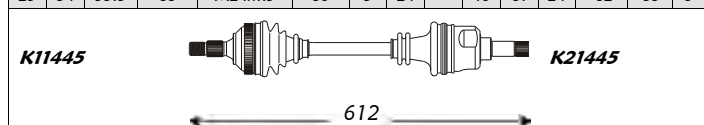
Note : ABS Ø 99

A	B	C	D	F	H	Fig	N	O	P	Q	R	S	T	Fig
25	34	55.3	88	M24x1.5	80	3	24		30	81	24	350	-	5



Inner Joint	Driveshaft	Outer Joint
	CI3134 abs 48	CI1077 abs 48

A	B	C	D	F	H	Fig	N	O	P	Q	R	S	T	Fig
25	34	55.3	88	M24x1.5	80	3	24		40	81	24	62	33	5

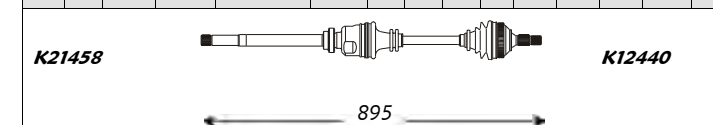


Outer Joint	Driveshaft	Inner Joint
CI1077 abs 48	CI3174 abs 48	

kW	da:	a:	Cambio	Telaio
	from:	to:	Gearbox	Chassis
1.9 SD	55	01.98	04.03	- -
1.9 TD	66	07.95	01.98	- -
1.9 TD	66	01.98	04.03	- -
2.0 16v	110/112	07.95	01.98	- -
2.0 HDI	66	01.98	04.03	- -
2.0 i	89/97	07.95	01.98	- -
2.0 i	89/97	01.98	04.03	- -

Note : ABS Ø 99

A	B	C	D	F	H	Fig	N	O	P	Q	R	S	T	Fig
25	34	55.3	88	M24x1.5	80	3	24		30	81	24	350	-	5



Inner Joint	Driveshaft	Outer Joint
	CI3134 abs 48	CI1077 abs 48



Sinistra / Left

Citroën

Destra / Right



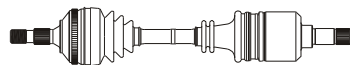
Xantia (Serie X2 - Front)

A	B	C	D	F	H	Fig	N	O	P	Q	R	S	T	Fig
25	39	59	100	M24x1.5	89	3	37		40	89	25	68.5	39	5

	kW	da:	a:	Cambio	Telaio
		from:	to:	Gearbox	Chassis
2.0 HDI	80	01.98	04.03	-	-
2.0 T	108	07.95	01.98	-	-
2.0 T	108	01.98	04.03	-	-
2.1 TD	80	07.95	01.98	-	-
2.1 TD	80	01.98	02.99	-	-
3.0 24v	140	01.97	01.98	-	-
3.0 24v	140	01.98	04.03	-	-

A	B	C	D	F	H	Fig	N	O	P	Q	R	S	T	Fig
25	39	59	100	M24x1.5	89	3	37		32	89	24	361	39	5

TK11472



K21472

615

Outer Joint

Driveshaft

Inner Joint

CI1052 abs 48

CI3139 abs 48

Note : ABS Ø 99

K21472



TK11472

924

Inner Joint

Driveshaft

Outer Joint

CI3140 abs 48

CI1052 abs 48

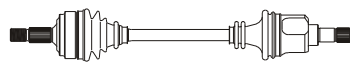
XM (Serie Y3 - Front)

A	B	C	D	F	H	Fig	N	O	P	Q	R	S	T	Fig
28	23	59	90	M24x1.5	90	3	24		40	81	26	62	33	5

	kW	da:	a:	Cambio	Telaio
		from:	to:	Gearbox	Chassis
2.0	79/84	05.89	--	BE3/5	-
2.1 D	60	05.89	--	BE3/5	-

A	B	C	D	F	H	Fig	N	O	P	Q	R	S	T	Fig
28	23	59	90	M24x1.5	90	3	24		30	81	26	355	33	5

K11445



K21445

652

Outer Joint

Driveshaft

Inner Joint

CI1022

CI1053 abs 29

CI1023 abs 48

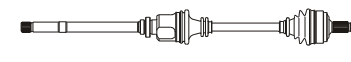
CI3061

CI3141 abs 29

CI3063 abs 48

Note : -

K21445



K11445

937

Inner Joint

Driveshaft

Outer Joint

CI3062

CI3142 abs 29

CI3064 abs 48

CI1022

CI1053 abs 29

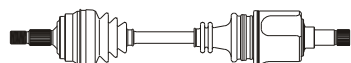
CI1023 abs 48

A	B	C	D	F	H	Fig	N	O	P	Q	R	S	T	Fig
28	27	59	100	M24x1.5	90	3	37		40	101	25	69	50	5

2.1 TD	60	05.89	06.94	ME5T	-
2.1 TD Aut.	60	05.89	06.94	4HP18	-
3.0 V6	123/125	05.89	06.94	ME5T	-
3.0 V6 24V	147	05.89	06.94	ME5T	-
3.0 V6 24V Aut.	147	05.89	06.94	4HP18	-
3.0 V6 Aut.	123/125	05.89	06.94	4HP18	-

A	B	C	D	F	H	Fig	N	O	P	Q	R	S	T	Fig
28	27	59	100	M24x1.5	90	3	37		32	101	-	365	50	5

TK11473



K21410

648

Outer Joint

Driveshaft

Inner Joint

CI1024

CI1054 abs 29

CI1025 abs 48

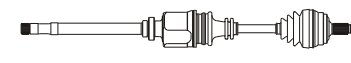
CI3065

CI3143 abs 29

CI3067 abs 48

Note : -

K21410



TK11473

936

Inner Joint

Driveshaft

Outer Joint

CI3066

CI3144 abs 29

CI3068 abs 48

CI1024

CI1054 abs 29

CI1025 abs 48



Sinistra / Left

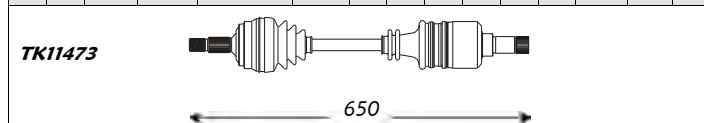
Citroën

Destra / Right



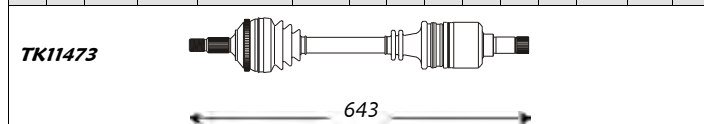
XM (Serie Y4 - Front)

A	B	C	D	F	H	Fig	N	O	P	Q	R	S	T	Fig
28	39	59	100	M24x1.5	89	3	37		40	89	-	68.5	38.7	5



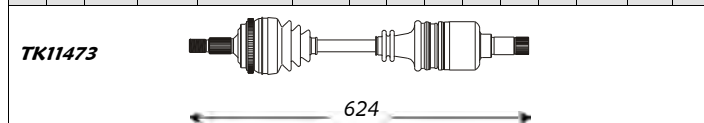
Outer Joint		Driveshaft	Inner Joint	
CI1061		CI3187		
CI1063	abs 29	CI3149	abs 29	
CI1062	abs 48	CI3189	abs 48	

A	B	C	D	F	H	Fig	N	O	P	Q	R	S	T	Fig
28	39	59	100	M24x1.5	89	3	41		43	89	24	70	38.7	5



Outer Joint		Driveshaft	Inner Joint	
CI1063	abs 29	CI3149	abs 29	
CI1062	abs 48	CI3147	abs 48	

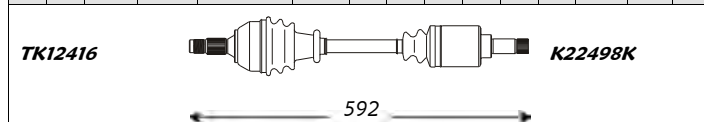
A	B	C	D	F	H	Fig	N	O	P	Q	R	S	T	Fig
28	39	59	100	M24x1.5	89	3	37		42	88.5	52	69	-	5



Outer Joint		Driveshaft	Inner Joint	
CI1062	abs 48	CI3179	abs 48	

Xsara (Serie N1 - Front)

A	B	C	D	F	H	Fig	N	O	P	Q	R	S	T	Fig
21		47.5	86.5	M20x1.5	76		22		40	71.5	23	58.5	30	5




Outer Joint		Driveshaft	Inner Joint	
CI1037	abs 29	CI3155 CI3157	abs 29	

Note : Veicoli con ABS A:25


kW	da: from:	a: to:	Cambio Gearbox	Telaio Chassis
97	07.94	--	ME5T	-
97	07.94	--	4HP18	-
108	07.94	--	ME5T	-
108	07.94	--	4HP18	-
80	07.94	--	ME5T	-
80	07.94	--	4HP18	-

A	B	C	D	F	H	Fig	N	O	P	Q	R	S	T	Fig
28	39	59	100	M24x1.5	89	3	37		32	89	-	352	39	5



Inner Joint		Driveshaft	Outer Joint	
		CI3188 CI3150	abs 29	CI1061
		CI3190	abs 48	CI1063 abs 29 CI1062 abs 48

A	B	C	D	F	H	Fig	N	O	P	Q	R	S	T	Fig
28	39	59	100	M24x1.5	89	3	41		35	89	26	384	38.7	5



Inner Joint		Driveshaft	Outer Joint	
		CI3150	abs 29	CI1063 abs 29
		CI3148	abs 48	CI1062 abs 48

A	B	C	D	F	H	Fig	N	O	P	Q	R	S	T	Fig
28	39	59	100	M24x1.5	89	3	37		62	88.5	27	322	-	5



Inner Joint		Driveshaft	Outer Joint	
		CI3180	abs 48	CI1062 abs 48

kW	da: from:	a: to:	Cambio Gearbox	Telaio Chassis
55	03.97	--	MA	-

A	B	C	D	F	H	Fig	N	O	P	Q	R	S	T	Fig
21		47.5	86.5	-	76		22		30	71.5	23	333	30	5



Inner Joint		Driveshaft	Outer Joint	
		CI3156 CI3158	abs 29	CI1037 abs 29



Sinistra / Left

Citroën

Destra / Right



Xsara (Serie N1 - Front)

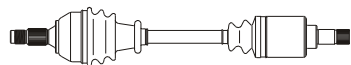
kW	da:	a:	Cambio	Telaio
	from:	to:	Gearbox	Chassis

A	B	C	D	F	H	Fig	N	O	P	Q	R	S	T	Fig
25		57	86.5	M24x1.5	79		22		40	71.5	22	58.5	30	5

1.6	65/66	03.97	--	MA	-
-----	-------	-------	----	----	---

A	B	C	D	F	H	Fig	N	O	P	Q	R	S	T	Fig
25		57	86.5	M24x1.5	79		22		30	71.5	23	330	-	5

TK11471



594

Outer Joint

Driveshaft

Inner Joint

CI1037 abs 29

CI3232
CI3157 abs 29

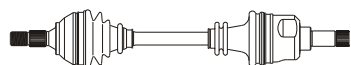
Note : -

A	B	C	D	F	H	Fig	N	O	P	Q	R	S	T	Fig
25	23	55.3	90	M24x1.5	80	3	24		40	81	23	70	33	5

1.8	81/85	07.97	--	BE3	-
1.8 D	43/44	07.97	--	BE3	-
1.8 i Aut.	74	07.97	--	4HP14	-
1.9 D	50/51	07.97	--	BE3	-
1.9 SD	55	07.97	--	BE3	-

A	B	C	D	F	H	Fig	N	O	P	Q	R	S	T	Fig
25	23	55.3	90	M24x1.5	80	3	24		30	81	23	350	33	5

K11445



K21458

593

Outer Joint

Driveshaft

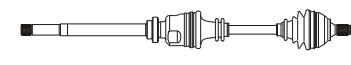
Inner Joint

CI1028
CI1056 abs 29

CI3050
CI3089 abs 29

Note : -

K21458



K11445

867

Inner Joint

Driveshaft

Outer Joint

CI3051
CI3090 abs 29


CI1028
CI1056 abs 29

A	B	C	D	F	H	Fig	N	O	P	Q	R	S	T	Fig
25	23	55.3	90	M24x1.5	80	3	24		40	81	23	62	33	5

1.9 TD	66	07.97	--	BE3	-
2.0 HDI	66	07.97	--	BE3	-
2.0 i 16V	97/120	07.97	--	BE3	-

A	B	C	D	F	H	Fig	N	O	P	Q	R	S	T	Fig
25	23	55.3	90	M24x1.5	80	3	24		30	81	23	350	33	5

K11445



K21471

585

Outer Joint

Driveshaft

Inner Joint

CI1028
CI1056 abs 29

CI3071
CI3197 abs 29

Note : -

K21458



K11445

867

Inner Joint

Driveshaft

Outer Joint

CI3051
CI3090 abs 29

CI1028
CI1056 abs 29

A	B	C	D	F	H	Fig	N	O	P	Q	R	S	T	Fig
25	23	55.3	88	M24x1.5	80	3	-		-	-	-	-	-	-

2.0 HDI Aut.	80	05.01	--	-	-
--------------	----	-------	----	---	---

A	B	C	D	F	H	Fig	N	O	P	Q	R	S	T	Fig
25	23	55.3	88	M24x1.5	80	3	-		-	-	-	-	-	-

Outer Joint

Driveshaft

Inner Joint

CI1089 abs 29

CI3291 abs 29

Note : -

Inner Joint

Driveshaft

Outer Joint

CI3292 abs 29

CI1089 abs 29



Sinistra / Left

Citroën

Destra / Right



Xsara Picasso (Serie N68 - Front)

A	B	C	D	F	H	Fig	N	O	P	Q	R	S	T	Fig
25	34	59	88	M24x1.5	79	3	24		-	-	-	62	-	-

kW	da: from:	a: to:	Cambio Gearbox	Telaio Chassis
80	05.04	----	BE4	-
66	12.99	---	BE4	-

A	B	C	D	F	H	Fig	N	O	P	Q	R	S	T	Fig
25	34	59	88	M24x1.5	79	3	24		-	-	-	350	-	-

584

Outer Joint	Driveshaft	Inner Joint
C11085 abs 48	CI3282 abs 48	

Note : -

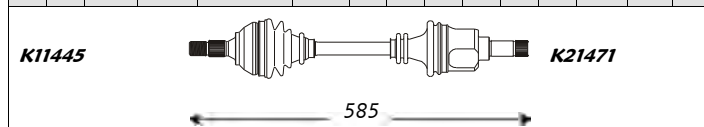
875

Inner Joint	Driveshaft	Outer Joint
	CI3283 abs 48	C11085 abs 48

A	B	C	D	F	H	Fig	N	O	P	Q	R	S	T	Fig
25	23	55.3	90	M24x1.5	80	3	24		40	81	23	62	33	5

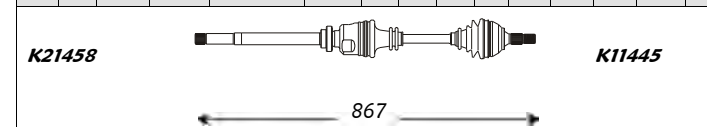
kW	da: from:	a: to:	Cambio Gearbox	Telaio Chassis
66	12.99	---	-	-

A	B	C	D	F	H	Fig	N	O	P	Q	R	S	T	Fig
25	23	55.3	90	M24x1.5	80	3	24		30	81	23	350	33	5



Outer Joint	Driveshaft	Inner Joint
C11028 C11056 abs 29	CI3071 CI3197 abs 29	

Note : -



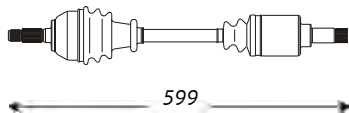
Inner Joint	Driveshaft	Outer Joint
	CI3051 CI3090 abs 29	C11028 C11056 abs 29

ZX/ZX Break (Serie N2 - Front)

A	B	C	D	F	H	Fig	N	O	P	Q	R	S	T	Fig
21		48	86.5	M20x1.5	75.5		22		40	71.5	21	65	30	5

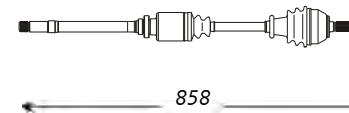
kW	da: from:	a: to:	Cambio Gearbox	Telaio Chassis
40/44	03.91	06.97	MA	-
55	03.91	06.97	MA	-
-	03.91	06.97	MA	-
-	03.91	06.97	MA	-

A	B	C	D	F	H	Fig	N	O	P	Q	R	S	T	Fig
21		48	86.5	M20x1.5	75.5		22		30	71.5	22	328	30	5



Outer Joint	Driveshaft	Inner Joint
	CI3044	

Note : -

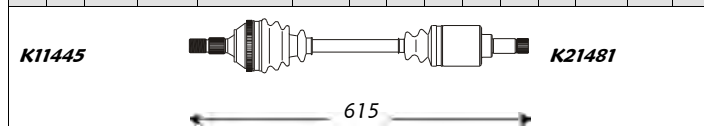


Inner Joint	Driveshaft	Outer Joint
	CI3045	

A	B	C	D	F	H	Fig	N	O	P	Q	R	S	T	Fig
25	22	58	84	M24x1.5	79	3	22		40	71.5	-	66.5	30	5

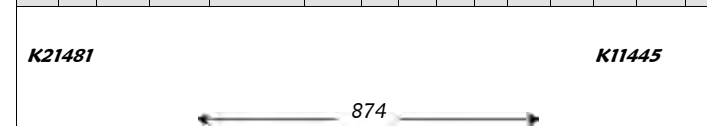
kW	da: from:	a: to:	Cambio Gearbox	Telaio Chassis
40/44	04.91	05.97	MA	-
55	04.91	05.97	MA	-
-	04.91	05.97	MA	-
-	04.91	05.97	MA	-

A	B	C	D	F	H	Fig	N	O	P	Q	R	S	T	Fig
25	22	58	84	M24x1.5	79	3	22		30	71.5	-	328	30	5



Outer Joint	Driveshaft	Inner Joint
C11037 abs 29	CI3167 abs 29	

Note : -



Inner Joint	Driveshaft	Outer Joint
	CI3168 abs 29	C11037 abs 29



Sinistra / Left

Citroën

Destra / Right



ZX/ZX Break (Serie N2 - Front)

A	B	C	D	F	H	Fig	N	O	P	Q	R	S	T	Fig	kW	da: from:	a: to:	Cambio Gearbox	Telaio Chassis	A	B	C	D	F	H	Fig	N	O	P	Q	R	S	T	Fig
25	22	55.3	84	M24x1.5	80	3	24		40	81	23	70	33	5	1.6 i	65	03.91	06.97	BE3 -		25	22	55.3	84	M24x1.5	80	3	-	-	-	-	-	5	
Outer Joint			Driveshaft					Inner Joint							Inner Joint			Driveshaft					Outer Joint											
CI1008			CI3015															CI3016					CI1008											
CI1056 abs 29			CI3089 abs 29															CI3090 abs 29					CI1056 abs 29											
1.6 i Aut.															65	03.91	06.97	4HP14	-															
1.8 D															43/44	06.93	06.97	BE3	-															
1.8 D Aut.															43/44	06.93	06.97	4HP14	-															
1.8 i															74	07.92	06.97	BE3	-															
1.8 i 16V															81	01.96	06.97	BE3	-															
1.8 i Aut.															74	07.92	06.97	4HP14	-															
1.9 D															47/51	03.91	06.97	BE3	-															
1.9 D Aut.															47/51	03.91	06.97	4HP14	-															
Note: -																																		

A	B	C	D	F	H	Fig	N	O	P	Q	R	S	T	Fig	kW	da: from:	a: to:	Cambio Gearbox	Telaio Chassis	A	B	C	D	F	H	Fig	N	O	P	Q	R	S	T	Fig	
25	23	55.3	90	M24x1.5	80	3	24		40	81	23	70	33	5	1.9 i	88	03.91	06.97	BE3 -		25	23	55.3	90	M24x1.5	80	3	24		30	81	23	350	33	5
Outer Joint			Driveshaft					Inner Joint							Inner Joint			Driveshaft					Outer Joint												
CI1028			CI3050															CI3051					CI1028												
CI1056 abs 29			CI3089 abs 29															CI3090 abs 29					CI1056 abs 29												
CI1070 abs 48			CI3257 abs 48															CI3258 abs 48					CI1070 abs 48												
1.9 i Aut.															88	07.92	06.97	4HP14	-																
2.0 i															89/90	07.92	06.97	BE3	-																
2.0 i Aut.															89/90	09.92	06.97	4HP14	-																
Note: -																																			

A	B	C	D	F	H	Fig	N	O	P	Q	R	S	T	Fig	kW	da: from:	a: to:	Cambio Gearbox	Telaio Chassis	A	B	C	D	F	H	Fig	N	O	P	Q	R	S	T	Fig	
25	23	55.3	90	M24x1.5	80	3	24		40	81	23	62	33	5	1.9 TD	47	07.92	06.97	BE3 -		25	23	55.3	90	M24x1.5	80	3	24		30	81	23	350	33	5
Outer Joint			Driveshaft					Inner Joint							Inner Joint			Driveshaft					Outer Joint												
CI1028			CI3071															CI3051					CI1028												
CI1056 abs 29			CI3197 abs 29															CI3090 abs 29					CI1056 abs 29												
CI1070 abs 48			CI3259 abs 48															CI3258 abs 48					CI1070 abs 48												
1.9 TD Aut.															47	07.92	06.97	4HP14	-																
2.0 i 16V															110/112	07.92	06.97	BE3	-																
2.0 i 16V Aut.															110/112	07.92	06.97	4HP14	-																
Note: -																																			



Sinistra / Left

Citroën LCV

Destra / Right



Berlingo (Serie MF_ - Front)

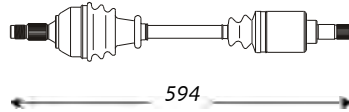
<i>kW</i>	<i>da:</i>	<i>a:</i>	<i>Cambio</i>	<i>Telaio</i>
	<i>from:</i>	<i>to:</i>	<i>Gearbox</i>	<i>Chassis</i>

A	B	C	D	F	H	Fig	N	O	P	Q	R	S	T	Fig
25		57	86.5	M24x1.5	79		22		40	71.5	22	58.5	30	5

1.1	40/44	07.96	---	MA	-
1.4	55	07.96	---	MA	-

A	B	C	D	F	H	Fig	N	O	P	Q	R	S	T	Fig
25		57	86.5	M24x1.5	79		22		30	71.5	23	330	-	5

TK11471

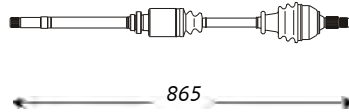


594

Outer Joint	Driveshaft	Inner Joint
CI1095 abs 29	CI3083 CI3085 abs 29	

Note: -

TK11471



865

Inner Joint	Driveshaft	Outer Joint
	CI3084 CI3086 abs 29	CI1095 abs 29

A	B	C	D	F	H	Fig	N	O	P	Q	R	S	T	Fig
25	34	59	88	M24x1.5	79	3	24		-	-	-	62	-	-

1.6 16v	80	10.00	----	BE4	-
1.6 HDI	55/66/80	07.05	----	BE4	-
2.0 HDI	66	12.99	---	BE4	-

A	B	C	D	F	H	Fig	N	O	P	Q	R	S	T	Fig
25	34	59	88	M24x1.5	79	3	24		-	-	-	350	-	-

584

Outer Joint	Driveshaft	Inner Joint
CI1085 abs 48	CI3282 abs 48	

Note: -

875

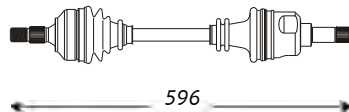
Inner Joint	Driveshaft	Outer Joint
	CI3283 abs 48	CI1085 abs 48

A	B	C	D	F	H	Fig	N	O	P	Q	R	S	T	Fig
25	34	59	90	M24x1.5	80	3	24		-	-	-	70	-	5

1.8	66	06.96	---	BE3/4/5	-
1.8 D	43/44	06.96	---	BE3/4/5	-
1.9 D	47/48	06.96	---	BE3/4/5	-

A	B	C	D	F	H	Fig	N	O	P	Q	R	S	T	Fig
25	34	59	90	M24x1.5	80	3	24		-	-	-	350	-	5

TK11497




596

Outer Joint	Driveshaft	Inner Joint
CI1038 CI1039 abs 29	CI3251 CI3249 abs 29	

Note: -

K21471



876

Inner Joint	Driveshaft	Outer Joint
	CI3252 CI3250 abs 29	CI1038 CI1039 abs 29

A	B	C	D	F	H	Fig	N	O	P	Q	R	S	T	Fig
25	34	59	90	M24x1.5	80	3	-		-	-	-	-	-	-

2.0 HDI	66	12.99	---	BE3/4/5	-
---------	----	-------	-----	---------	---


A	B	C	D	F	H	Fig	N	O	P	Q	R	S	T	Fig
25	34	59	90	M24x1.5	80	3	24		-	-	-	350	-	5

589

Outer Joint	Driveshaft	Inner Joint
CI1038 CI1039 abs 29	CI3285 CI3287 abs 29	

Note: -

K21471



876

Inner Joint	Driveshaft	Outer Joint
	CI3286 CI3288 abs 29	CI1038 CI1039 abs 29



Sinistra / Left

Citroën LCV

Destra / Right



C15 (Serie VD_ - Front)

kW da: a: Cambio Telaio
 from: to: Gearbox Chassis

A	B	C	D	F	H	Fig	N	O	P	Q	R	S	T	Fig
21		54	75	M20x1.5	90.5		22		40	71.5	28	68	30	5

1.0	33	10.84	06.87	BH3	-
1.1	35/44	10.84	06.87	BH3	-
1.3 (Talbot)	-	10.84	06.87	BH3	-
1.4	44	10.84	06.87	BH3	-

A	B	C	D	F	H	Fig	N	O	P	Q	R	S	T	Fig
21		54	75	M20x1.5	90.5		22		40	71.5	28	68	30	5

K124001



K22400K

684

Outer Joint

Driveshaft

Inner Joint

CI3060

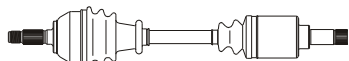
Note : Eng. Talbot

A	B	C	D	F	H	Fig	N	O	P	Q	R	S	T	Fig
21		47.5	86.5	M20x1.5	76.5		22		40	71.5	21	65	30	5

1.0	33	07.87	--	MA	-
1.1	35/44	07.87	--	MA	-
1.4	49	07.87	12.96	MA	-

A	B	C	D	F	H	Fig	N	O	P	Q	R	S	T	Fig
21		47.5	86.5	M20x1.5	76.5		22		30	71.5	23	328	30	5

TK11471



575

Outer Joint

Driveshaft

Inner Joint

CI3024

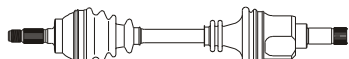
Note : -

A	B	C	D	F	H	Fig	N	O	P	Q	R	S	T	Fig
21	22	56	84	M20x1.5	76	3	24		40	81	24	70	33	5

1.1 (Talbot)	35	07.87	--	BE1	-
1.3 (Talbot)	-	07.87	--	BE1	-
1.4	44	10.84	--	BE1	-
1.8 D	43/44	10.84	02.89	BE1	--> 6749

A	B	C	D	F	H	Fig	N	O	P	Q	R	S	T	Fig
21	22	56	84	M20x1.5	76	3	24		-	81	24	350	33	5

K11465



K21450

564

Outer Joint

Driveshaft

Inner Joint

CI1016

CI3040

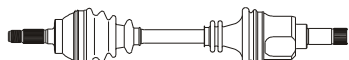
Note : Eng. Talbot

A	B	C	D	F	H	Fig	N	O	P	Q	R	S	T	Fig
21	31	56	84	M20x1.5	76	3	24		40	81	24	70	33	5

1.8 D	43/44	02.89	12.97	BE1	6750 -->
-------	-------	-------	-------	-----	----------

A	B	C	D	F	H	Fig	N	O	P	Q	R	S	T	Fig
21	31	56	84	M20x1.5	76	3	24		-	81	24	350	33	5

K11465



564

Outer Joint

Driveshaft

Inner Joint

CI1076

CI3255

Note : -

K11465

840

Inner Joint

Driveshaft

Outer Joint

CI1076

CI3256

CI1076



Sinistra / Left

Citroën LCV

Destra / Right




C15 (Serie VD-_- Rear)

A	B	C	D	F	H	Fig	N	O	P	Q	R	S	T	Fig
25	22	55.5	84	M24x1.5	79	3	27		45	76.5	333	73	33	5

da:	a:	Cambio	Telaio
from:	to:	Gearbox	Chassis
		-	-


A	B	C	D	F	H	Fig	N	O	P	Q	R	S	T	Fig
25	22	55.5	84	M24x1.5	79	3	27		45	76.5	333	73	33	5

K11465



Outer Joint	Driveshaft	Inner Joint
C11066 C11065 abs 90	C13195 C13196 abs 90	

K11465



Inner Joint	Driveshaft	Outer Joint
	C13195 C13196 abs 90	C11066 C11065 abs 90

Note : -

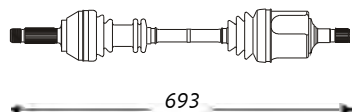
C25 (Front)

A	B	C	D	F	H	Fig	N	O	P	Q	R	S	T	Fig
28	27	63	98	M28x1.5	104	3	-	-	-	-	-	-	50	5

da:	a:	Cambio	Telaio
from:	to:	Gearbox	Chassis
1.8	49/51	09.81 07.87	- -
2.0	58	09.81 07.87	- -
2.5 D	54/55	09.81 07.87	- -
2.5 TD	70	09.81 07.87	- -

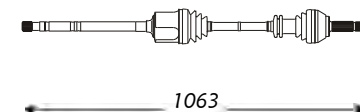
A	B	C	D	F	H	Fig	N	O	P	Q	R	S	T	Fig
28	27	63	98	M28x1.5	104	3	25		-	100	32	387	50	5

K12455



Outer Joint	Driveshaft	Inner Joint
C11014	C13030	

K21455



Inner Joint	Driveshaft	Outer Joint
	C13031	C11014

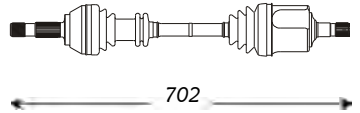
Note : -

A	B	C	D	F	H	Fig	N	O	P	Q	R	S	T	Fig
28	27	63	98	M28x1.5	112	3	-	-	-	-	-	-	50	5

da:	a:	Cambio	Telaio
from:	to:	Gearbox	Chassis
1.8	49/51	08.87	--
2.0	58	08.87	--
2.5 D	54/55	08.87	--
2.5 TD	70	08.87	--

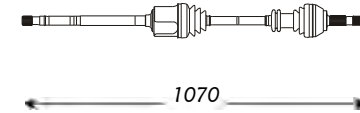
A	B	C	D	F	H	Fig	N	O	P	Q	R	S	T	Fig
28	27	63	98	M28x1.5	112	3	25		-	100	32	387	50	5

K18000



Outer Joint	Driveshaft	Inner Joint
C11031	C13058	

K21455



Inner Joint	Driveshaft	Outer Joint
	C13059	C11031

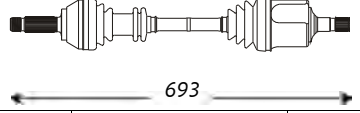
Note : -

A	B	C	D	F	H	Fig	N	O	P	Q	R	S	T	Fig
28	27	63	98	M28x1.5	104	3	-	-	-	-	-	-	50	5

da:	a:	Cambio	Telaio
from:	to:	Gearbox	Chassis
1.9 D	50/51	09.81 07.87	- -

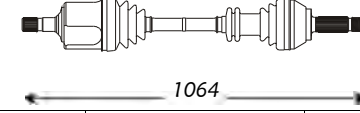
A	B	C	D	F	H	Fig	N	O	P	Q	R	S	T	Fig
28	27	63	98	M28x1.5	104	3	-	-	-	-	-	-	50	5

K12455



Outer Joint	Driveshaft	Inner Joint
C11014	C13030	

K28020



Inner Joint	Driveshaft	Outer Joint
C12004	C13091	C11014

Note : -



Sinistra / Left

Citroën LCV

Destra / Right



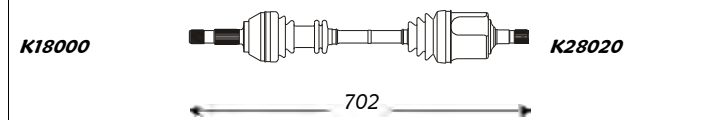
C25 (Front)

kW *da:* *a:* *Cambio* *Telaio*
from: *to:* *Gearbox* *Chassis*

A	B	C	D	F	H	Fig	N	O	P	Q	R	S	T	Fig
28	27	63	98	M28x1.5	112	3	-	-	-	-	-	-	50	5

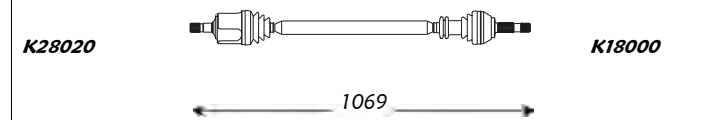
1.9 D	50/51	08.87	--	-	-
-------	-------	-------	----	---	---

A	B	C	D	F	H	Fig	N	O	P	Q	R	S	T	Fig
28	27	63	98	M28x1.5	112	3	-	-	-	-	-	-	50	5



Outer Joint	Driveshaft	Inner Joint
CI1031	CI3058	

Note: -

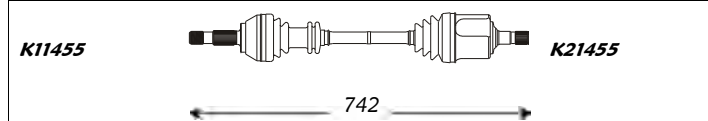


Inner Joint	Driveshaft	Outer Joint
CI2004	CI3092	CI1031

A	B	C	D	F	H	Fig	N	O	P	Q	R	S	T	Fig
28	27	63	98	M28x1.5	112	3	25		30.3	100	32	69	50	5

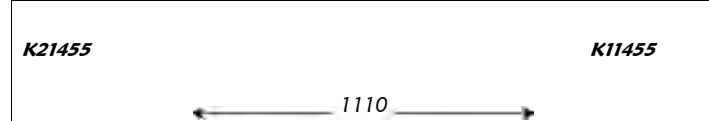
Extra Europe	-	05.81	03.94	-	-
--------------	---	-------	-------	---	---

A	B	C	D	F	H	Fig	N	O	P	Q	R	S	T	Fig
28	27	63	98	M28x1.5	112	3	25		-	100	33	387	50	5



Outer Joint	Driveshaft	Inner Joint
CI1031	CI3209	

Note: -



Inner Joint	Driveshaft	Outer Joint
	CI3210	CI1031

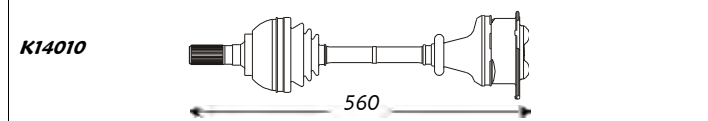
C32/C35 (Front)

kW *da:* *a:* *Cambio* *Telaio*
from: *to:* *Gearbox* *Chassis*

A	B	C	D	F	H	Fig	N	O	P	Q	R	S	T	Fig
29	29	68	115	M8x1.25	90	2	-		121	145	-	-	35.8	5

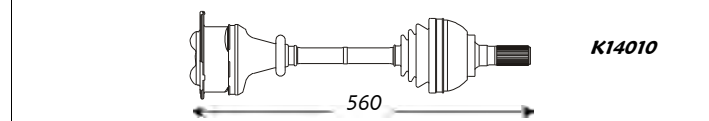
tt	49/55	01.74	06.91	-	-
----	-------	-------	-------	---	---

A	B	C	D	F	H	Fig	N	O	P	Q	R	S	T	Fig
29	29	68	115	M8x1.25	90	2	-		121	145	-	-	35.8	5



Outer Joint	Driveshaft	Inner Joint
CI1015	CI3032	

Note: -



Inner Joint	Driveshaft	Outer Joint
	CI3032	CI1015



Sinistra / Left

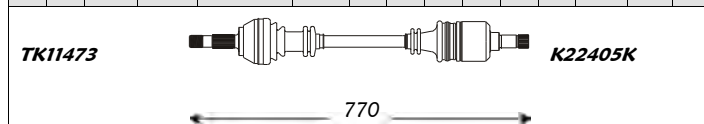
Citroën LCV

Destra / Right



Jumper (Serie 230_ - Front)

A	B	C	D	F	H	Fig	N	O	P	Q	R	S	T	Fig
28	39	63	98	M28x1.5	112	3	37		40	89	28	68.5	38.7	5

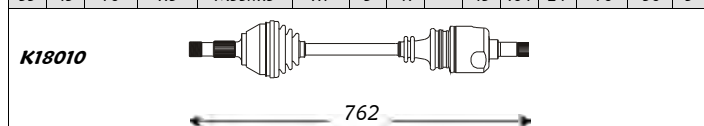


Outer Joint		Driveshaft	Inner Joint
C11044		CI3109	
C11045	abs 54	CI3111	abs 54

kW	da: from:	a: to:	Cambio Gearbox	Telaio Chassis
51	02.94	--	ME5	-
51	02.94	--	ME5	-
80	02.94	--	ME5	-
63	02.94	--	ME5	-

Note : Capacity 10/14 Q

A	B	C	D	F	H	Fig	N	O	P	Q	R	S	T	Fig
35	45	70	115	M33x1.5	117	3	41		43	104	24	70	50	5

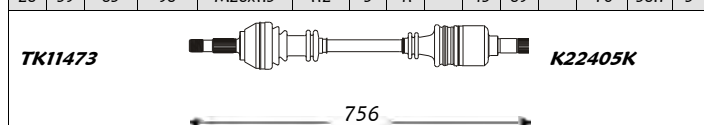


Outer Joint		Driveshaft	Inner Joint
C11046		CI3117	
C11047	abs 54	CI3119	abs 54

kW	da: from:	a: to:	Cambio Gearbox	Telaio Chassis
80	02.94	--	MG5	-
63	02.94	--	MG5	-
76	02.94	--	MG5	-
-	02.94	--	MG5	-
94	05.03	----	MG5	-
-	02.94	--	MG5	-

Note : Capacity 18 Q

A	B	C	D	F	H	Fig	N	O	P	Q	R	S	T	Fig
28	39	63	98	M28x1.5	112	3	41		43	89	-	70	38.7	5

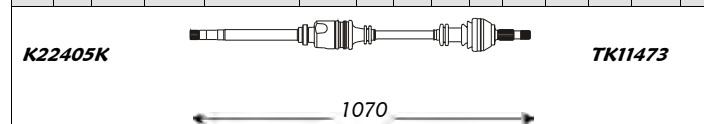


Outer Joint		Driveshaft	Inner Joint
C11044		CI3113	
C11045	abs 54	CI3115	abs 54

kW	da: from:	a: to:	Cambio Gearbox	Telaio Chassis
80	02.94	--	MG5	-
63	02.94	--	MG5	-
79	02.94	--	MG5	-
94	04.02	05.03	MG5	-

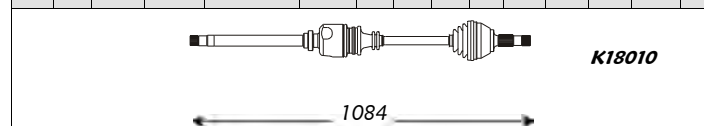
Note : Capacity 10/14 Q

A	B	C	D	F	H	Fig	N	O	P	Q	R	S	T	Fig
28	39	63	98	M28x1.5	112	3	37		32	89	24	369	38.7	5



Inner Joint		Driveshaft	Outer Joint
		CI3110	C11044
		CI3112	C11045
		abs 54	abs 54

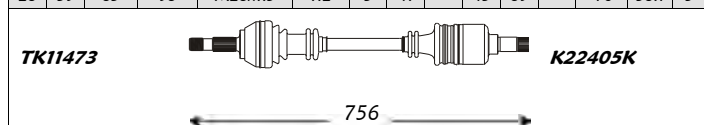
A	B	C	D	F	H	Fig	N	O	P	Q	R	S	T	Fig
35	45	70	115	M33x1.5	117	3	41		35	104	-	393	50	5



Inner Joint		Driveshaft	Outer Joint
		CI3118	C11046
		CI3120	C11047
		abs 54	abs 54

Jumper (Serie 244 - Front)

A	B	C	D	F	H	Fig	N	O	P	Q	R	S	T	Fig
28	39	63	98	M28x1.5	112	3	41		43	89	-	70	38.7	5

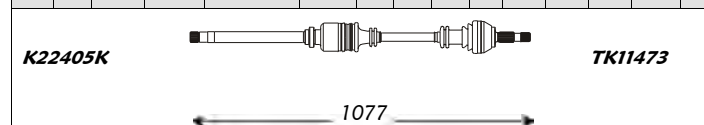


Outer Joint		Driveshaft	Inner Joint
C11044		CI3113	
C11045	abs 54	CI3115	abs 54

kW	da: from:	a: to:	Cambio Gearbox	Telaio Chassis
80	02.94	--	MG5	-
63	02.94	--	MG5	-
79	02.94	--	MG5	-
94	04.02	05.03	MG5	-

Note : Capacity 11/15 Q

A	B	C	D	F	H	Fig	N	O	P	Q	R	S	T	Fig
28	39	63	98	M28x1.5	112	3	41		-	89	-	391	38.7	5



Inner Joint		Driveshaft	Outer Joint
		CI3114	C11044
		CI3116	C11045
		abs 54	abs 54



Sinistra / Left

Citroën LCV

Destra / Right




Jumper (Serie 244 - Front)

A	B	C	D	F	H	Fig	N	O	P	Q	R	S	T	Fig
35	45	70	115	M33x1.5	117	3	41		43	104	24	70	50	5

kW	da: from:	a: to:	Cambio Gearbox	Telaio Chassis
2.0 (18q)	80	02.94	--	MG5 -
2.5 D (18q)	63	02.94	--	MG5 -
2.5 TD (18q)	76	02.94	--	MG5 -
2.8 D (18q)	-	02.94	--	MG5 -
2.8 HDI	94	05.03	----	MG5 -
2.8 TD (18q)	-	02.94	--	MG5 -

A	B	C	D	F	H	Fig	N	O	P	Q	R	S	T	Fig
35	45	70	115	M33x1.5	117	3	41		35	104	-	393	50	5

K18010



762

Outer Joint

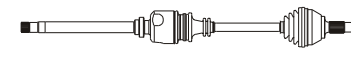
Driveshaft

Inner Joint

CI1046
CI1047 abs 54

CI3117
CI3119 abs 54

Note : Capacity 18 Q



1084

Inner Joint

Driveshaft

Outer Joint

CI3118
CI3120 abs 54

CI1046
CI1047 abs 54

Jumpy (Serie U6U - Front)

A	B	C	D	F	H	Fig	N	O	P	Q	R	S	T	Fig
27	34	59	90	M24x1.5	82	3	24		40	81	27	62	33	5

kW	da: from:	a: to:	Cambio Gearbox	Telaio Chassis
1.6 i	58	01.94	--	BE3 -
1.8 i	-	01.96	--	BE3 -
1.9 D	50/51	01.94	--	BE3 -

A	B	C	D	F	H	Fig	N	O	P	Q	R	S	T	Fig
27	34	59	90	M24x1.5	82	3	24		30	81	24	350	33	5

K12435



647

Outer Joint

Driveshaft

Inner Joint

CI1032
CI1033 abs 48

CI3101
CI3103 abs 48

Note : -



936

Inner Joint

Driveshaft

Outer Joint

CI3102
CI3104 abs 48

CI1032
CI1033 abs 48

A	B	C	D	F	H	Fig	N	O	P	Q	R	S	T	Fig
27	39	59	100	M24x1.5	82	3	37		40	89	-	68.5	38.7	-

kW	da: from:	a: to:	Cambio Gearbox	Telaio Chassis
1.9 TD	47	01.96	--	ME5K -

A	B	C	D	F	H	Fig	N	O	P	Q	R	S	T	Fig
27	39	59	100	M24x1.5	82	3	37		32	89	-	369	38.7	-

K12935



K22405K

642

Outer Joint

Driveshaft

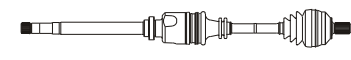
Inner Joint

CI1034
CI1035 abs 48

CI3105
CI3099 abs 48

Note : -

K22405K



K12935

942

Inner Joint

Driveshaft

Outer Joint

CI3106
CI3100 abs 48

CI1034
CI1035 abs 48



Sinistra / Left

Dacia

Destra / Right



1300 (Front)

kW	da:	a:	Cambio	Telaio
	from:	to:	Gearbox	Chassis

A	B	C	D	F	H	Fig	N	O	P	Q	R	S	T	Fig
20		45.3	86.5	M16x1.5	107.5		23		-	81.5	36	-	30	5

1.3	40	12.72	05.83	-	-
-----	----	-------	-------	---	---

A	B	C	D	F	H	Fig	N	O	P	Q	R	S	T	Fig
20		45.3	86.5	M16x1.5	107.5		23		-	81.5	36	-	30	5

K12510  **K22550**

652

Outer Joint Driveshaft Inner Joint

DC3001

Note : -

K22550  **K12510**

652

Inner Joint Driveshaft Outer Joint

DC3001

1310 (Front)

kW	da:	a:	Cambio	Telaio
	from:	to:	Gearbox	Chassis

A	B	C	D	F	H	Fig	N	O	P	Q	R	S	T	Fig
20		45.3	86.5	M16x1.5	107.5		23		-	81.5	36	-	30	5

1.3	40	05.83	01.85	-	-
-----	----	-------	-------	---	---

A	B	C	D	F	H	Fig	N	O	P	Q	R	S	T	Fig
20		45.3	86.5	M16x1.5	107.5		23		-	81.5	36	-	30	5

K12510  **K22550**

652

Outer Joint Driveshaft Inner Joint

DC3001

Note : -

K22550  **K12510**

652


Inner Joint Driveshaft Outer Joint

DC3001

A	B	C	D	F	H	Fig	N	O	P	Q	R	S	T	Fig
20		45.3	86.5	M16x1.5	107.5		23		-	-	40	-	30	5

1.3	40	01.85	--	-	-
-----	----	-------	----	---	---

A	B	C	D	F	H	Fig	N	O	P	Q	R	S	T	Fig
20		45.3	86.5	M16x1.5	107.5		23		-	-	40	-	30	5

K12510  **K22530**

635

Outer Joint Driveshaft Inner Joint

DC3002

Note : -

K22530  **K12510**

635

Inner Joint Driveshaft Outer Joint

DC3002



Sinistra / Left

Dacia

Destra / Right



Dacia Camioneta/Pick -Up (Front)

A	B	C	D	F	H	Fig	N	O	P	Q	R	S	T	Fig
20		45.3	86.5	M16x1.5	107.5		23		-	-	40	-	30	5

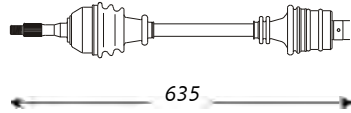
1.3

kW da: a: Cambio Telaio
from: to: Gearbox Chassis

40 03.99 ---- - -

A	B	C	D	F	H	Fig	N	O	P	Q	R	S	T	Fig
20		45.3	86.5	M16x1.5	107.5		23		-	-	40	-	30	5

K12510



K22530

635

Outer Joint

Driveshaft

Inner Joint

DC3002


Note: -

A	B	C	D	F	H	Fig	N	O	P	Q	R	S	T	Fig
20		54	86	-	-		23		-	-	-	-	-	5

1.9 D

- 02.00 ---- - -

A	B	C	D	F	H	Fig	N	O	P	Q	R	S	T	Fig
20		54	86	-	-		23		-	-	-	-	-	5



630

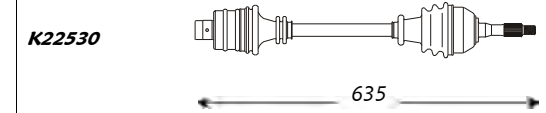
Outer Joint

Driveshaft

Inner Joint

DC3009

Note: -



K22530

K12510

635

Inner Joint

Driveshaft

Outer Joint

DC3002

A	B	C	D	F	H	Fig	N	O	P	Q	R	S	T	Fig
20		54	86	-	-		23		-	-	-	-	-	5



566

Inner Joint

Driveshaft

Outer Joint

DC3010

Note: -

Logan (Front)


A	B	C	D	F	H	Fig	N	O	P	Q	R	S	T	Fig
21		49	86	-	-		-		-	-	-	24	30	5

1.4

kW da: a: Cambio Telaio
from: to: Gearbox Chassis

55 09.04 ---- - -

A	B	C	D	F	H	Fig	N	O	P	Q	R	S	T	Fig
21		49	86	-	-		23		-	-	-	-	-	5



682

Outer Joint

Driveshaft

Inner Joint

DC3005


Note: -

A	B	C	D	F	H	Fig	N	O	P	Q	R	S	T	Fig
23	30	49	84	M20x1.5	86	2	-		-	-	-	24	30	-

1.5 dCi

48/50 09.05 ---- - -

A	B	C	D	F	H	Fig	N	O	P	Q	R	S	T	Fig
23	30	49	84	M20x1.5	86	2	23		-	-	-	-	-	-



682

Outer Joint

Driveshaft

Inner Joint

DC1003

DC3012

Note: -



761

Inner Joint

Driveshaft

Outer Joint

DC3006

A	B	C	D	F	H	Fig	N	O	P	Q	R	S	T	Fig
23	30	49	84	M20x1.5	86	2	23		-	-	-	-	-	-



766

Inner Joint

Driveshaft

Outer Joint

DC3013

DC1003



Sinistra / Left

Dacia

Destra / Right



Solenza (Front)

													kW	da:	a:	Cambio	Telaio																			
													from:	to:	Gearbox	Chassis																				
A	B	C	D	F	H	Fig	N	O	P	Q	R	S	T	Fig	1.4	55	09.03	----	-	-	A	B	C	D	F	H	Fig	N	O	P	Q	R	S	T	Fig	
20		54	86	-	-		-		-	-	-	24	30	5							20		54	86	-	-		23		-	-	-	-	-	-	5
← 616 →															← 744 →																					
Outer Joint				Driveshaft					Inner Joint				Inner Joint				Driveshaft					Outer Joint														
				DC3007													DC3008																			
Note : -																																				

Supernova (Front)

													kW	da:	a:	Cambio	Telaio																			
													from:	to:	Gearbox	Chassis																				
A	B	C	D	F	H	Fig	N	O	P	Q	R	S	T	Fig	1.4 8V	55	03.00	12.03	-	-	A	B	C	D	F	H	Fig	N	O	P	Q	R	S	T	Fig	
20		54	86	-	-		-		-	-	-	24	30	5							20		54	86	-	-		23		-	-	-	-	-	-	5
← 612 →															← 741 →																					
Outer Joint				Driveshaft					Inner Joint				Inner Joint				Driveshaft					Outer Joint														
				DC3003													DC3004																			
Note : -																																				



Sinistra / Left

Daewoo

Destra / Right



Cielo (Serie KLETN - Front)

A	B	C	D	F	H	Fig	N	O	P	Q	R	S	T	Fig
22	29	52	84	M20x1	95	1	34		35	84	29	56.5	-	-

kW	da: from:	a: to:	Cambio Gearbox	Telaio Chassis
1.5	44	08.96	08.97	- -
1.5i	52,55	02.95	08.97	- -
1.5i 16V	66	02.95	08.97	- -

A	B	C	D	F	H	Fig	N	O	P	Q	R	S	T	Fig
22	29	52	84	M20x1	95	1	34		35	84	-	56.5	-	-




Outer Joint	Driveshaft	Inner Joint
DW1001 DW1015 abs 47	DW3003 DW3029 abs 47	

A	B	C	D	F	H	Fig	N	O	P	Q	R	S	T	Fig
33	22	52	84	M20x1	109	3	34		-	73	-	-	37.5	5

kW	da: from:	a: to:	Cambio Gearbox	Telaio Chassis
1.5 Aut.	44/52	03.95	08.97	- -

A	B	C	D	F	H	Fig	N	O	P	Q	R	S	T	Fig
33	22	52	84	M20x1	109	3	-		-	-	-	-	-	-




Outer Joint	Driveshaft	Inner Joint
DW1006	DW3005	

A	B	C	D	F	H	Fig	N	O	P	Q	R	S	T	Fig
22	29	52	84	M20x1.5	95	1	-		-	-	-	-	-	-

kW	da: from:	a: to:	Cambio Gearbox	Telaio Chassis
1.8	74	10.95	08.97	- -

A	B	C	D	F	H	Fig	N	O	P	Q	R	S	T	Fig
22	29	52	84	M20x1.5	95	1	-		-	-	-	-	-	-

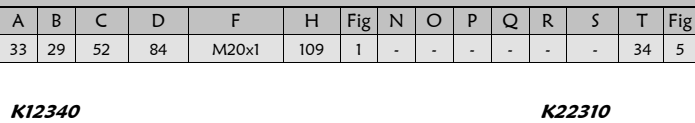


Outer Joint	Driveshaft	Inner Joint
DW1015 abs 47	DW3045 abs 47	

A	B	C	D	F	H	Fig	N	O	P	Q	R	S	T	Fig
33	29	52	84	M20x1	109	1	-		-	-	-	-	34	5

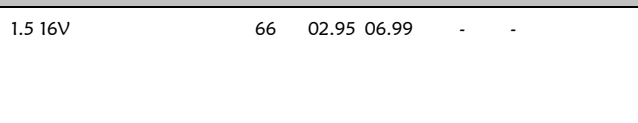
kW	da: from:	a: to:	Cambio Gearbox	Telaio Chassis
1.5 16V	66	02.95	06.99	- -

A	B	C	D	F	H	Fig	N	O	P	Q	R	S	T	Fig
33	29	52	84	M20x1	109	1	-		-	-	-	-	34	5



Outer Joint	Driveshaft	Inner Joint
DW1002 DW1003 abs 47	DW3001 DW3019 abs 47	DW2001

A	B	C	D	F	H	Fig	N	O	P	Q	R	S	T	Fig
33	29	52	84	M20x1	109	1	-		-	-	-	-	34	5



Inner Joint	Driveshaft	Outer Joint
DW2001	DW3002 DW3020 abs 47	DW1002 DW1003 abs 47


A	B	C	D	F	H	Fig	N	O	P	Q	R	S	T	Fig
33	29	52	84	M20x1	109	1	-		-	-	-	-	34	5

Espero (Serie KLEJ - Front)

A	B	C	D	F	H	Fig	N	O	P	Q	R	S	T	Fig
33	29	52	84	M20x1	109	1	-		-	-	-	-	34	5


kW	da: from:	a: to:	Cambio Gearbox	Telaio Chassis
1.5 16V	66	02.95	06.99	- -

A	B	C	D	F	H	Fig	N	O	P	Q	R	S	T	Fig
33	29	52	84	M20x1	109	1	-		-	-	-	-	34	5



Outer Joint	Driveshaft	Inner Joint
DW1002 DW1003 abs 47	DW3001 DW3019 abs 47	DW2001

A	B	C	D	F	H	Fig	N	O	P	Q	R	S	T	Fig
33	29	52	84	M20x1	109	1	-		-	-	-	-	34	5



Inner Joint	Driveshaft	Outer Joint
DW2001	DW3002 DW3020 abs 47	DW1002 DW1003 abs 47

A	B	C	D	F	H	Fig	N	O	P	Q	R	S	T	Fig
33	29	52	84	M20x1	109	1	-		-	-	-	-	34	5



Sinistra / Left

Daewoo

Destra / Right



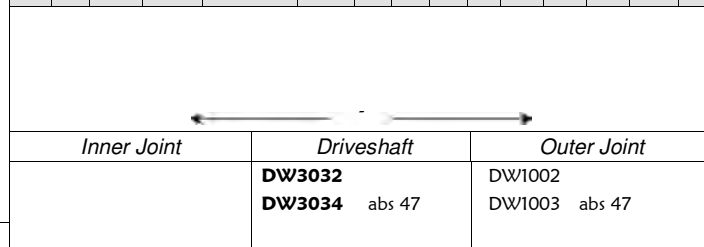
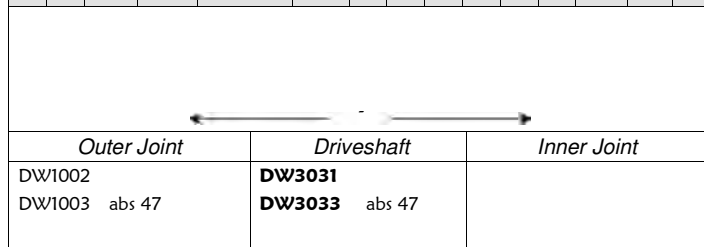
Espero (Serie KLEJ - Front)

<i>kW</i>	<i>da:</i>	<i>a:</i>	<i>Cambio</i>	<i>Telaio</i>
	<i>from:</i>	<i>to:</i>	<i>Gearbox</i>	<i>Chassis</i>

A	B	C	D	F	H	Fig	N	O	P	Q	R	S	T	Fig
33	29	52	84	M20x1	109	1	-	-	-	-	-	-	-	-

1.8	66/70	02.95	09.99	-	-
-----	-------	-------	-------	---	---

A	B	C	D	F	H	Fig	N	O	P	Q	R	S	T	Fig
33	29	52	84	M20x1	109	1	-	-	-	-	-	-	-	-


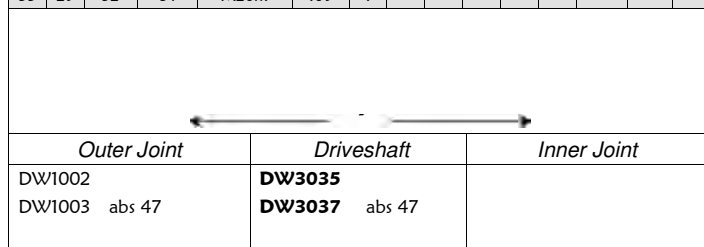


Note : -

A	B	C	D	F	H	Fig	N	O	P	Q	R	S	T	Fig
33	29	52	84	M20x1	109	1	-	-	-	-	-	-	-	-

2.0	77	02.95	06.99	-	-
-----	----	-------	-------	---	---

A	B	C	D	F	H	Fig	N	O	P	Q	R	S	T	Fig
33	29	52	84	M20x1	109	1	-	-	-	-	-	-	-	-



Note : -

Lanos (Serie KLAT - Front)

<i>kW</i>	<i>da:</i>	<i>a:</i>	<i>Cambio</i>	<i>Telaio</i>
	<i>from:</i>	<i>to:</i>	<i>Gearbox</i>	<i>Chassis</i>

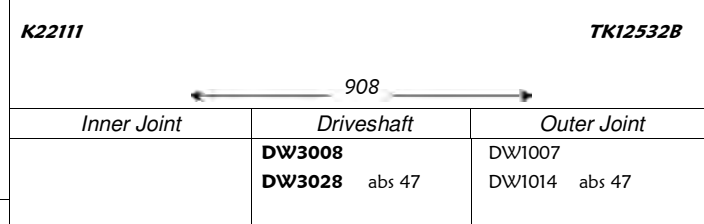
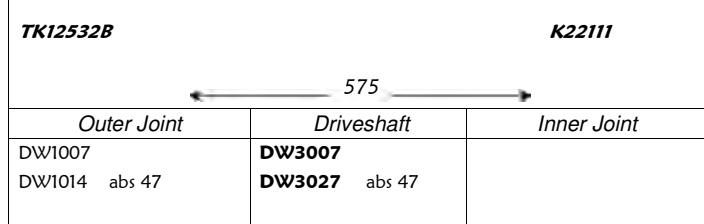
A	B	C	D	F	H	Fig	N	O	P	Q	R	S	T	Fig
							-	-	-	-	-	-	-	-

1.4	55	05.97	--	-	-
-----	----	-------	----	---	---

A	B	C	D	F	H	Fig	N	O	P	Q	R	S	T	Fig
							-	-	-	-	-	-	-	-

A	B	C	D	F	H	Fig	N	O	P	Q	R	S	T	Fig
							-	-	-	-	-	-	-	-

1.5	63	05.97	--	-	-
-----	----	-------	----	---	---

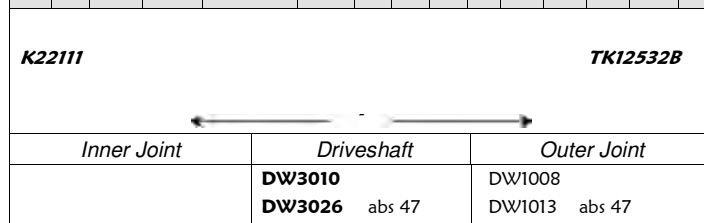
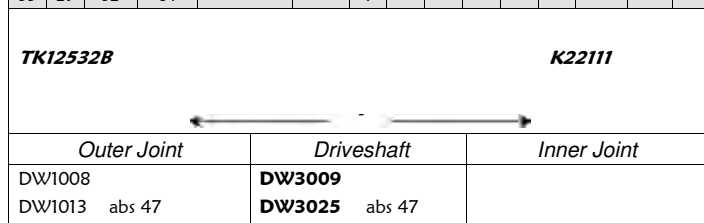


Note : -

A	B	C	D	F	H	Fig	N	O	P	Q	R	S	T	Fig
33	29	52	84	-	-	1	-	-	-	-	-	-	-	-

1.6 16V	78	05.97	--	-	-
---------	----	-------	----	---	---

A	B	C	D	F	H	Fig	N	O	P	Q	R	S	T	Fig
33	29	52	84	-	-	1	-	-	-	-	-	-	-	-



Note : -



Sinistra / Left

Daewoo

Destra / Right

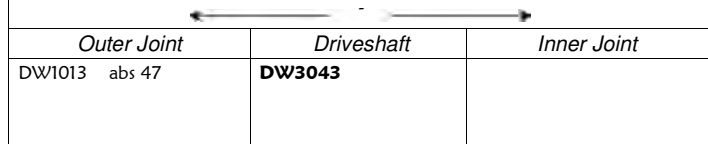


Leganza (Serie KLAV - Front)

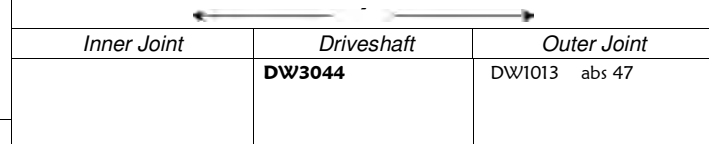
A	B	C	D	F	H	Fig	N	O	P	Q	R	S	T	Fig
33	29	52	84	-	-	1	-	-	-	-	-	-	-	-

kW	da:	a:	Cambio	Telaio
from:	to:	Gearbox	Chassis	
2.0 16v	98	06.97	12.02	- -

A	B	C	D	F	H	Fig	N	O	P	Q	R	S	T	Fig
33	29	52	84	-	-	1	-	-	-	-	-	-	-	-



Note : -

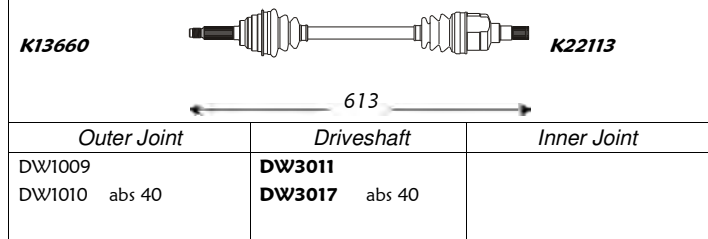


Matiz (Serie KLYA - Front)

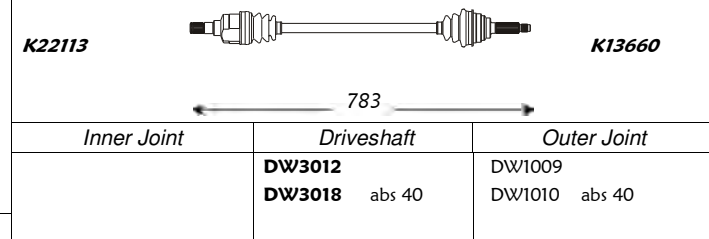
A	B	C	D	F	H	Fig	N	O	P	Q	R	S	T	Fig
23	19	46	72	M18x1.5	92	1	22	-	35	71	-	54	27.8	5

kW	da:	a:	Cambio	Telaio
from:	to:	Gearbox	Chassis	
0.8	38	09.98	--	- ->577030

A	B	C	D	F	H	Fig	N	O	P	Q	R	S	T	Fig
23	19	46	72	M18x1.5	92	1	22	-	35	71	-	54	27.8	5



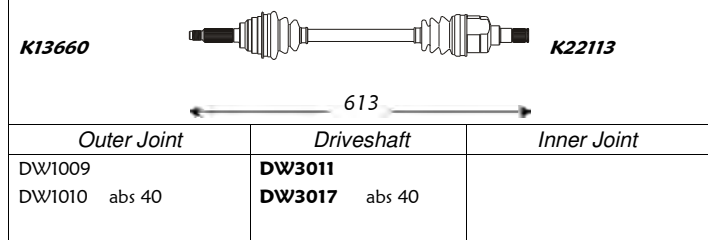
Note : -



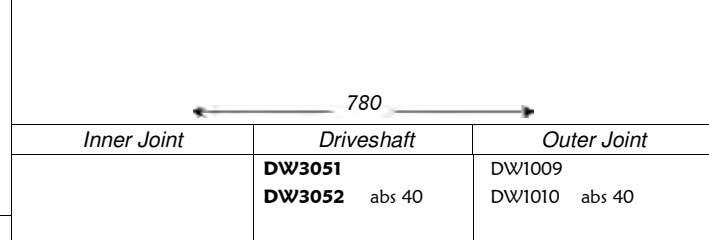
A	B	C	D	F	H	Fig	N	O	P	Q	R	S	T	Fig
23	19	46	72	M18x1.5	92	1	22	-	35	71	-	54	27.8	5

kW	da:	a:	Cambio	Telaio
from:	to:	Gearbox	Chassis	
0.8	38	09.98	--	- 577031->

A	B	C	D	F	H	Fig	N	O	P	Q	R	S	T	Fig
23	19	46	72	M18x1.5	92	1	22	-	35	-	-	54	-	-



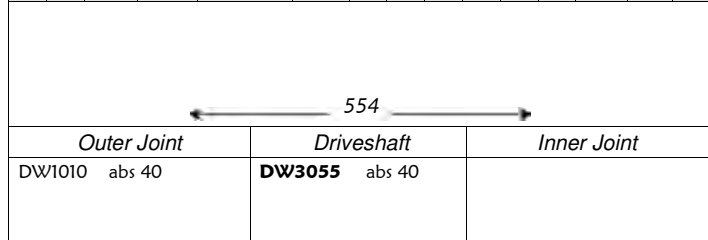
Note : -



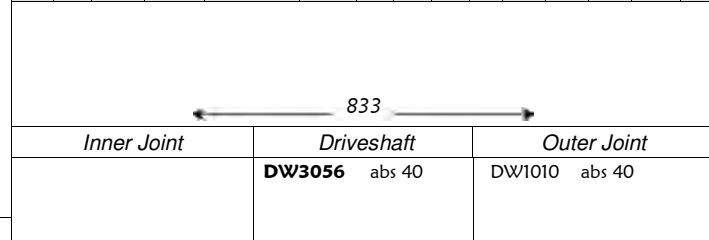
A	B	C	D	F	H	Fig	N	O	P	Q	R	S	T	Fig
23	19	46	72	M18x1.5	92	1	22	-	35	-	-	50	-	-

kW	da:	a:	Cambio	Telaio
from:	to:	Gearbox	Chassis	
1.0	47	01.03	----	- -

A	B	C	D	F	H	Fig	N	O	P	Q	R	S	T	Fig
23	19	46	72	M18x1.5	92	1	22	-	35	-	-	50	-	-



Note : -





Sinistra / Left

Daewoo

Destra / Right




Nexia (Serie KLETN - Front)

A	B	C	D	F	H	Fig	N	O	P	Q	R	S	T	Fig
22	29	52	84	M20x1	95	1	34		35	84	29	56.5	-	-

kW	da:	a:	Cambio	Telaio
	from:	to:	Gearbox	Chassis
1.5	52/55	02.95	08.97	- -
1.5	44	08.96	08.97	- -
1.5 16V	66	02.95	08.97	- -

A	B	C	D	F	H	Fig	N	O	P	Q	R	S	T	Fig
22	29	52	84	M20x1	95	1	34		35	84	-	56.5	-	-

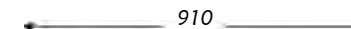
K12340



Outer Joint	Driveshaft	Inner Joint
DW1001 DW1015 abs 47	DW3003 DW3029 abs 47	

Note: -		
---------	--	--

K12340



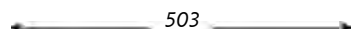
Inner Joint	Driveshaft	Outer Joint
	DW3004 DW3030 abs 47	DW1001 DW1015 abs 47

Note: -		
---------	--	--

A	B	C	D	F	H	Fig	N	O	P	Q	R	S	T	Fig
33	22	52	84	M20x1	109	3	34		-	73	-	-	37.5	5

1.5 Aut.	44/52	03.95	08.97	- -
----------	-------	-------	-------	-----

A	B	C	D	F	H	Fig	N	O	P	Q	R	S	T	Fig
33	22	52	84	M20x1	109	3	-		-	-	-	-	-	-



Outer Joint	Driveshaft	Inner Joint
DW1006	DW3005	

Note: -		
---------	--	--



Inner Joint	Driveshaft	Outer Joint
	DW3006	DW1006

Note: -		
---------	--	--

A	B	C	D	F	H	Fig	N	O	P	Q	R	S	T	Fig
22	29	52	84	M20x1.5	95	1	-		-	-	-	-	-	-

1.8	74	10.95	08.97	- -
-----	----	-------	-------	-----

A	B	C	D	F	H	Fig	N	O	P	Q	R	S	T	Fig
22	29	52	84	M20x1.5	95	1	-		-	-	-	-	-	-



Outer Joint	Driveshaft	Inner Joint
DW1015 abs 47	DW3045 abs 47	

Note: -		
---------	--	--



Inner Joint	Driveshaft	Outer Joint
	DW3046 abs 47	DW1015 abs 47


Note: -		
---------	--	--

Nubira (Serie KLAJ - Front)

A	B	C	D	F	H	Fig	N	O	P	Q	R	S	T	Fig
33	29	52	84	-	-	1	34		35	-	-	56	-	-

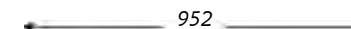
1.6 16V	78	05.97	--	- -
---------	----	-------	----	-----

A	B	C	D	F	H	Fig	N	O	P	Q	R	S	T	Fig
33	29	52	84	-	-	1	34		35	-	-	56	-	-



Outer Joint	Driveshaft	Inner Joint
DW1013 abs 47	DW3047 abs 47	

Note: -		
---------	--	--



Inner Joint	Driveshaft	Outer Joint
	DW3048 abs 47	DW1013 abs 47

Note: -		
---------	--	--



Sinistra / Left

Daewoo

Destra / Right



Nubira (Serie KLAJ - Front)

A	B	C	D	F	H	Fig	N	O	P	Q	R	S	T	Fig	kW	da: from:	a: to:	Cambio Gearbox	Telaio Chassis	A	B	C	D	F	H	Fig	N	O	P	Q	R	S	T	Fig	
33	29	52	84	-	-	1	-	-	-	-	-	-	-	-	2.0 16V	98	05.97	--	-	-	33	29	52	84	-	-	1	-	-	-	-	-	-	-	-
Outer Joint					Driveshaft					Inner Joint					Inner Joint					Driveshaft					Outer Joint										
DW1013 abs 47					DW3049 abs 47															DW3050 abs 47					DW1013 abs 47										
Note : -																																			

Tico (Serie KLY3 - Front)

A	B	C	D	F	H	Fig	N	O	P	Q	R	S	T	Fig	kW	da: from:	a: to:	Cambio Gearbox	Telaio Chassis	A	B	C	D	F	H	Fig	N	O	P	Q	R	S	T	Fig
23	19	44	72	M18x1.5	92	2	-	-	-	-	-	-	-	-	tt (BG)	35	05.92	--	-	-	23	19	44	72	M18x1.5	92	2	-	-	-	-	-	-	-
Outer Joint					Driveshaft					Inner Joint					Inner Joint					Driveshaft					Outer Joint									
DW1012					DW3023															DW3024					DW1012									
Note : Bulgaria																																		

A	B	C	D	F	H	Fig	N	O	P	Q	R	S	T	Fig	kW	da: from:	a: to:	Cambio Gearbox	Telaio Chassis	A	B	C	D	F	H	Fig	N	O	P	Q	R	S	T	Fig
23	19	44	72	M18x1.5	92	1	-	-	-	-	-	-	-	-	tt (DZ)	35	05.92	--	-	-	23	19	44	72	M18x1.5	92	1	-	-	-	-	-	-	-
Outer Joint					Driveshaft					Inner Joint					Inner Joint					Driveshaft					Outer Joint									
DW1011					DW3021															DW3022					DW1011									
Note : Algeria																																		

A	B	C	D	F	H	Fig	N	O	P	Q	R	S	T	Fig	kW	da: from:	a: to:	Cambio Gearbox	Telaio Chassis	A	B	C	D	F	H	Fig	N	O	P	Q	R	S	T	Fig
23	19	44	72	M18x1.5	92	2	-	-	-	-	-	-	-	-	tt (BG)	35	05.92	--	-	-	23	19	44	72	M18x1.5	92	2	-	-	-	-	-	-	-
Outer Joint					Driveshaft					Inner Joint					Inner Joint					Driveshaft					Outer Joint									
DW1012					DW3023															DW3024					DW1012									
Note : Middle-East																																		



Sinistra / Left

Daihatsu

Destra / Right




Applause I (Serie A101,A111 - Front)


A	B	C	D	F	H	Fig	N	O	P	Q	R	S	T	Fig
24	22	54	79	M22x1.5	90	2	25		45	73	23	51.5	-	-

kW	da: from:	a: to:	Cambio Gearbox	Telaio Chassis
1.3	-	01.89 12.94	- -	
1.6 16V	66	09.89 08.97	- -	
1.6 16V	77	09.89 08.97	- -	
1.6 16V 4X4	77	09.89 12.94	- -	

A	B	C	D	F	H	Fig	N	O	P	Q	R	S	T	Fig
24	22	54	79	M22x1.5	90	2	25		45	73	23	51.5	-	-



Outer Joint	Driveshaft	Inner Joint
DA1001	DA3005	



Inner Joint	Driveshaft	Outer Joint
	DA3006	DA1001


Note : -

Applause II (Front)

A	B	C	D	F	H	Fig	N	O	P	Q	R	S	T	Fig
-	-	-	-	-	-	-	-	-	-	-	-	-	-	-

kW	da: from:	a: to:	Cambio Gearbox	Telaio Chassis
1.6 16V	73	07.97 ---	- -	

A	B	C	D	F	H	Fig	N	O	P	Q	R	S	T	Fig
-	-	-	-	-	-	-	-	-	-	-	-	-	-	-



Outer Joint	Driveshaft	Inner Joint
DA1011	DA3023	



Inner Joint	Driveshaft	Outer Joint
	DA3024	DA1011


Note : -

Charade I (Serie G10 - Front)


A	B	C	D	F	H	Fig	N	O	P	Q	R	S	T	Fig
24	19	40	67	M18x1.5	-	2	-	-	-	-	-	-	-	-

kW	da: from:	a: to:	Cambio Gearbox	Telaio Chassis
1.0	37	10.77 02.81	- -	
1.0	38	02.81 02.83	- -	

A	B	C	D	F	H	Fig	N	O	P	Q	R	S	T	Fig
24	19	40	67	M18x1.5	-	2	-	-	-	-	-	-	-	-



Outer Joint	Driveshaft	Inner Joint
DA1010	DA3021	



Inner Joint	Driveshaft	Outer Joint
	DA3022	DA1010

Note : -



Sinistra / Left

Daihatsu

Destra / Right



Charade II (Serie G11,G30 - Front)

A	B	C	D	F	H	Fig	N	O	P	Q	R	S	T	Fig
24	19	40	72	M22x1.5	115	2	23	19	45	69	-	52	-	-

kW	da:		a:		Cambio	Telaio
	from:	to:	to:	Gearbox		
1.0	38	10.83	03.87	-	-	
1.0 D	27	10.83	03.87	-	-	
1.0 TD	34	10.83	03.87	-	-	
1.0 Turbo	50	10.83	03.87	-	-	

A	B	C	D	F	H	Fig	N	O	P	Q	R	S	T	Fig
24	19	40	72	M22x1.5	115	2	23		45	69	24	52.5	-	-

833

Outer Joint	Driveshaft	Inner Joint
DA1002	DA3007	DA2001

Note : -

633

Inner Joint	Driveshaft	Outer Joint
	DA3008	DA1002

Charade III (Serie G100,G101,G102 - Front)

A	B	C	D	F	H	Fig	N	O	P	Q	R	S	T	Fig
24	19	46	71	M22x1.5	86	2	23		45	68	-	52.5	29.2	5

kW	da:		a:		Cambio	Telaio
	from:	to:	to:	Gearbox		
1.0	38	03.87	03.89	-	-	
1.0 D	27	03.87	12.92	-	-	
1.0 TD	35	03.87	03.89	-	-	
1.0 Turbo	50	03.87	10.90	-	-	
1.3i 16V	66	06.88	05.90	-	-	
1.3i 4WD	66	06.88	10.90	-	-	

A	B	C	D	F	H	Fig	N	O	P	Q	R	S	T	Fig
24	19	46	71	M22x1.5	86	2	23		45	68	24	52.5	29.2	5

K11560 **K21530**

835

Outer Joint	Driveshaft	Inner Joint
DA1003	DA3001	

Note : -

K21530 **K11560**

640

Inner Joint	Driveshaft	Outer Joint
	DA3002	DA1003

A	B	C	D	F	H	Fig	N	O	P	Q	R	S	T	Fig
24	19	54	71.5	M22x1.5	91	2	23		-	68	-	52.5	-	-

1.0	38	04.89	01.90	-	-	
1.0	41	04.89	12.92	-	-	
1.0	40	11.90	12.92	-	-	
1.0 TD	35	04.89	12.92	-	-	

A	B	C	D	F	H	Fig	N	O	P	Q	R	S	T	Fig
24	19	54	71.5	M22x1.5	91	2	23		45	68	24	52.5	29.2	5

K11560 **K21530**

835

Outer Joint	Driveshaft	Inner Joint
DA1004	DA3009	

Note : -

K21530 **K11560**

639

Inner Joint	Driveshaft	Outer Joint
	DA3010	DA1004

A	B	C	D	F	H	Fig	N	O	P	Q	R	S	T	Fig
24	22	46	-	-	-	-	-	-	-	-	-	-	-	-

1.0 Gti	74	03.87	12.92	-	-	
---------	----	-------	-------	---	---	--

A	B	C	D	F	H	Fig	N	O	P	Q	R	S	T	Fig
24	22	46	-	-	-	-	-	-	-	-	-	-	-	-

Outer Joint Driveshaft Inner Joint

DA1012	DA3029	
--------	---------------	--

Note : -

Inner Joint Driveshaft Outer Joint

	DA3030	DA1012
--	---------------	--------



Sinistra / Left

Daihatsu

Destra / Right



Charade III (Serie G100,G101,G102 - Front)

A	B	C	D	F	H	Fig	N	O	P	Q	R	S	T	Fig
24	21	54	75	M22x1.5	86	2	-	-	-	-	-	-	-	-

1.3i 16V kW da: a: Cambio Telaio
 from: to: Gearbox Chassis

66 06.90 12.92 - -

A	B	C	D	F	H	Fig	N	O	P	Q	R	S	T	Fig
24	19	54	71.5	M22x1.5	91	2	23	-	45	68	24	52.5	29.2	5

K21530 **K11560**

639

Outer Joint				Driveshaft				Inner Joint			
DA1009				DA3033							

Note : -

Inner Joint				Driveshaft				Outer Joint			
				DA3010				DA1004			

A	B	C	D	F	H	Fig	N	O	P	Q	R	S	T	Fig
24	21	54	75	M22x1.5	86	2	-	-	-	-	-	-	-	-

tt Aut. - 01.88 05.92 - -

A	B	C	D	F	H	Fig	N	O	P	Q	R	S	T	Fig
24	21	54	75	M22x1.5	86	2	-	-	-	-	-	-	-	-

Outer Joint				Driveshaft				Inner Joint			
DA1009				DA3003							

Note : -

Inner Joint				Driveshaft				Outer Joint			
				DA3004				DA1009			

Cuore I (Serie L55,L60 - Front)

A	B	C	D	F	H	Fig	N	O	P	Q	R	S	T	Fig
24	19	40	69	-	-	2	-	-	-	-	-	-	-	-

0.5 kW da: a: Cambio Telaio
 from: to: Gearbox Chassis

20 10.80 09.85 - -

A	B	C	D	F	H	Fig	N	O	P	Q	R	S	T	Fig
24	19	40	69	-	-	2	-	-	-	-	-	-	-	-

Outer Joint				Driveshaft				Inner Joint			
DA1005				DA3011							

Note : -

Inner Joint				Driveshaft				Outer Joint			
				DA3012				DA1005			

A	B	C	D	F	H	Fig	N	O	P	Q	R	S	T	Fig
24	19	45	-	-	-	2	-	-	-	-	-	-	-	-

0.6 kW da: a: Cambio Telaio
 from: to: Gearbox Chassis

22 08.82 09.85 - -

A	B	C	D	F	H	Fig	N	O	P	Q	R	S	T	Fig
24	19	45	-	-	-	2	-	-	-	-	-	-	-	-

Outer Joint				Driveshaft				Inner Joint			
DA1006				DA3013							

Note : -

Inner Joint				Driveshaft				Outer Joint			
				DA3014				DA1006			



Sinistra / Left

Daihatsu

Destra / Right



Cuore II (Serie L80,L81 - Front)

kW da: a: Cambio Telaio
from: to: Gearbox Chassis

A	B	C	D	F	H	Fig	N	O	P	Q	R	S	T	Fig
24	19	44	71.5	-	-	2	-	-	-	-	-	-	-	-

0.8 32 09.85 06.90 - -

A	B	C	D	F	H	Fig	N	O	P	Q	R	S	T	Fig
24	19	44	71.5	-	-	2	-	-	-	-	-	-	-	-

K11500 **K21520**

K21520 **K11500**

Outer Joint Driveshaft Inner Joint

Inner Joint Driveshaft Outer Joint

DA1007 **DA3017**

DA3018 DA1007

Note : -

A	B	C	D	F	H	Fig	N	O	P	Q	R	S	T	Fig
24	19	44	71.5	-	-	2	-	-	-	-	-	-	-	-

0.8 29 11.89 12.90 - -

A	B	C	D	F	H	Fig	N	O	P	Q	R	S	T	Fig
24	19	44	71.5	-	-	2	-	-	-	-	-	-	-	-

K11500 **K21520**

K21520 **K11500**

Outer Joint Driveshaft Inner Joint

Inner Joint Driveshaft Outer Joint

DA1007 **DA3015**

DA3016 DA1007

Note : -

Cuore III (Serie L201 - Front)

kW da: a: Cambio Telaio
from: to: Gearbox Chassis

A	B	C	D	F	H	Fig	N	O	P	Q	R	S	T	Fig
24	20	44	71.5	-	-	3	-	-	-	-	-	-	-	-

0.8 30 10.90 12.94 - -

A	B	C	D	F	H	Fig	N	O	P	Q	R	S	T	Fig
24	20	44	71.5	-	-	3	-	-	-	-	-	-	-	-

K11500 **K21500**

K21500 **K11500**

Outer Joint Driveshaft Inner Joint

Inner Joint Driveshaft Outer Joint

DA1008 **DA3019**

DA3020 DA1008

Note : -



Sinistra / Left

Daihatsu

Destra / Right



Cuore IV (Serie L501 - Front)

A	B	C	D	F	H	Fig	N	O	P	Q	R	S	T	Fig
24	20	44	71.5	-	-	3	-	-	-	-	-	-	-	-


kW	da:	a:	Cambio	Telaio
	from:	to:	Gearbox	Chassis
0.8	32	01.95	11.96	- -

A	B	C	D	F	H	Fig	N	O	P	Q	R	S	T	Fig
24	20	44	71.5	-	-	3	-	-	-	-	-	-	-	-



Outer Joint	Driveshaft	Inner Joint
DA1008	DA3025	

Note : -




Inner Joint	Driveshaft	Outer Joint
	DA3026	DA1008

Feroza (Serie F300 - Front)

A	B	C	D	F	H	Fig	N	O	P	Q	R	S	T	Fig
24	22	46	-	-	-	-	-	-	-	-	-	-	-	-


kW	da:	a:	Cambio	Telaio
	from:	to:	Gearbox	Chassis
1.6 16V	70	10.88	--	- -

A	B	C	D	F	H	Fig	N	O	P	Q	R	S	T	Fig
24	22	46	-	-	-	-	-	-	-	-	-	-	-	-



Outer Joint	Driveshaft	Inner Joint
DA1012	DA3027	

Note : -




Inner Joint	Driveshaft	Outer Joint
	DA3028	DA1012

Move (Serie L6,L9 - Front)

A	B	C	D	F	H	Fig	N	O	P	Q	R	S	T	Fig
24	20	44	71.5	-	-	3	-	-	-	-	-	-	-	-


kW	da:	a:	Cambio	Telaio
	from:	to:	Gearbox	Chassis
0.8	31	10.96	--	- -
1.0	41	10.98	--	- -

A	B	C	D	F	H	Fig	N	O	P	Q	R	S	T	Fig
24	20	44	71.5	-	-	3	-	-	-	-	-	-	-	-



Outer Joint	Driveshaft	Inner Joint
DA1008	DA3031	

Note : -



Inner Joint	Driveshaft	Outer Joint
	DA3032	DA1008



Sinistra / Left

Daihatsu

Destra / Right



Terios (Serie J1 - Front)

kW *da:* *a:* *Cambio* *Telaio*
from: *to:* *Gearbox* *Chassis*

A	B	C	D	F	H	Fig	N	O	P	Q	R	S	T	Fig
24	19	52	69	M22x1.5	-	3	23		35	-	-	56	-	-

1.3 4WD

61/63 10.97 ---- - -

A	B	C	D	F	H	Fig	N	O	P	Q	R	S	T	Fig
24	19	52	69	M22x1.5	-	3	23		35	-	-	56	-	-

← 539 →

← 848 →

Outer Joint		Driveshaft	Inner Joint	
DA1015		DA3040		
DA1013	abs 48	DA3038	abs 48	

Inner Joint		Driveshaft	Outer Joint	
		DA3041		DA1015
		DA3039	abs 48	DA1013 abs 48

Note : -



Sinistra / Left

Fiat

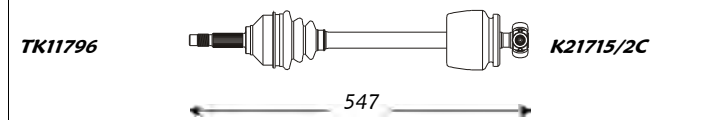
Destra / Right



127 (Front)

kW	da:	a:	Cambio	Telaio
	from:	to:	Gearbox	Chassis

A	B	C	D	F	H	Fig	N	O	P	Q	R	S	T	Fig
20	20	43.1	80	M20x1.5	90	1	-	20	-	-	-	-	25.4	5

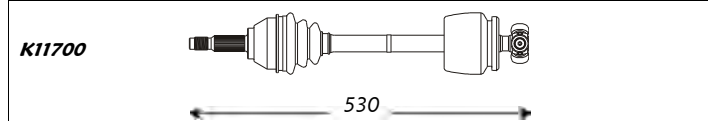


Outer Joint	Driveshaft	Inner Joint
F11004	F13027	F17001

0.9	33	01.71	12.81	-	-
-----	----	-------	-------	---	---

Note : -

A	B	C	D	F	H	Fig	N	O	P	Q	R	S	T	Fig
22	20	48.1	80	M20x1.5	90	1	-	20	-	-	-	-	28	5

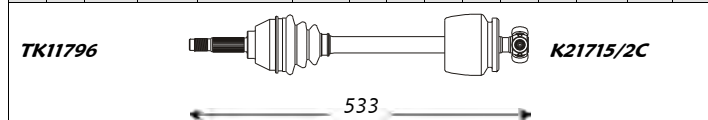


Outer Joint	Driveshaft	Inner Joint
F11008	F13035	F17006

1.0 Sport	-	11.81	--	-	-
1.3 Sport	51/55	11.81	--	-	-

Note : -

A	B	C	D	F	H	Fig	N	O	P	Q	R	S	T	Fig
20	20	43.1	80	M20x1.5	90	1	-	20	-	-	-	-	25.4	5

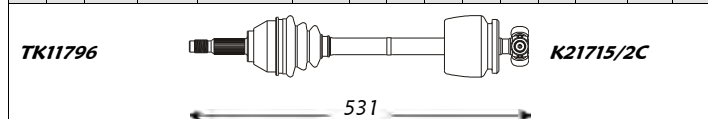


Outer Joint	Driveshaft	Inner Joint
F11006	F13029	F17001

1.05	37	02.80	12.81	-	-
------	----	-------	-------	---	---

Note : -

A	B	C	D	F	H	Fig	N	O	P	Q	R	S	T	Fig
22	20	48.1	80	M20x1.5	90	1	-	20	-	-	-	-	28	5

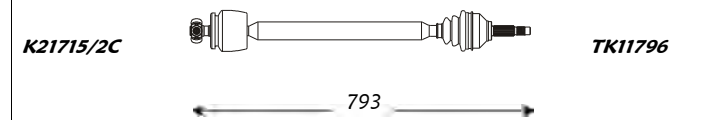


Outer Joint	Driveshaft	Inner Joint
F11008	F13005	F17006

1.3 D	33	03.80	--	-	-
-------	----	-------	----	---	---


Note : -

A	B	C	D	F	H	Fig	N	O	P	Q	R	S	T	Fig
20	20	43.1	80	M20x1.5	90	1	-	20	-	-	-	-	25.4	5




Inner Joint	Driveshaft	Outer Joint
F17001	F13028	F11004

A	B	C	D	F	H	Fig	N	O	P	Q	R	S	T	Fig
22	20	48.1	80	M20x1.5	90	1	-	20	-	-	-	-	28	5




Inner Joint	Driveshaft	Outer Joint
F17006	F13036	F11008

A	B	C	D	F	H	Fig	N	O	P	Q	R	S	T	Fig
20	20	43.1	80	M20x1.5	90	1	-	20	-	-	-	-	25.4	5



Inner Joint	Driveshaft	Outer Joint
F17001	F13030	F11006

A	B	C	D	F	H	Fig	N	O	P	Q	R	S	T	Fig
22	20	48.1	80	M20x1.5	90	1	-	20	-	-	-	-	28	5



Inner Joint	Driveshaft	Outer Joint
F17006	F13006	F11008



Sinistra / Left

Fiat

Destra / Right

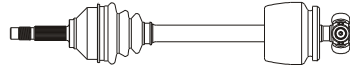


128 (Front)

A	B	C	D	F	H	Fig	N	O	P	Q	R	S	T	Fig
20	20	43.1	80	M20x1.5	90	1	-	20	-	-	-	-	28	5

kW	da: from:	a: to:	Cambio Gearbox	Telaio Chassis	
1.1	33/40	03.69	02.80	-	-
1.3	44/55	03.69	02.80	-	-


A	B	C	D	F	H	Fig	N	O	P	Q	R	S	T	Fig
20	20	43.1	80	M20x1.5	90	1	-	20	-	-	-	-	28	5

K11700  **K21710**

525

Outer Joint	Driveshaft	Inner Joint
F11004	F13039	F17006

Note: -

K21710  **K11700**

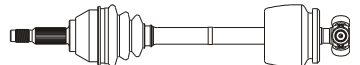
853

Inner Joint	Driveshaft	Outer Joint
F17006	F13040	F11004

A	B	C	D	F	H	Fig	N	O	P	Q	R	S	T	Fig
22	20	48.1	80	M20x1.5	90	1	-	20	-	-	-	-	28	5

kW	da: from:	a: to:	Cambio Gearbox	Telaio Chassis	
1.1	33/40	03.80	12.82	-	-
1.3	44/55	03.80	12.82	-	-


A	B	C	D	F	H	Fig	N	O	P	Q	R	S	T	Fig
22	20	48.1	80	M20x1.5	90	1	-	20	-	-	-	-	28	5

K11700  **K21710**

525

Outer Joint	Driveshaft	Inner Joint
F11008	F13043	F17006

Note: -

K21710  **K11700**

856

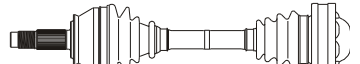
Inner Joint	Driveshaft	Outer Joint
F17006	F13044	F11008

Barchetta (Serie 183 - Front)

A	B	C	D	F	H	Fig	N	O	P	Q	R	S	T	Fig
25	25	52	90	M24x1.5	85	3	-	25	-	100	-	-	-	4

kW	da: from:	a: to:	Cambio Gearbox	Telaio Chassis	
1.8 i 16V	96	04.95	04.99	-	-


A	B	C	D	F	H	Fig	N	O	P	Q	R	S	T	Fig
25	25	52	90	M24x1.5	85	3	-	25	-	100	-	-	-	4

TK11797  **K21792**

479

Outer Joint	Driveshaft	Inner Joint
F11075 F11076 abs 44	F13045 F13084 abs 44	F12001

Note: -

K21792  **TK11797**


498

Inner Joint	Driveshaft	Outer Joint
F12001	F13046 F13085 abs 44	F11075 F11076 abs 44

A	B	C	D	F	H	Fig	N	O	P	Q	R	S	T	Fig
25	25	51	90	M24x1.5	85	1	-	25	-	100	-	-	-	-

kW	da: from:	a: to:	Cambio Gearbox	Telaio Chassis	
1.8 i 16V	96	05.99	--	-	0043319-->


A	B	C	D	F	H	Fig	N	O	P	Q	R	S	T	Fig
25	25	51	90	M24x1.5	85	1	-	25	-	100	-	-	-	-

TK11797  **K21792**

490

Outer Joint	Driveshaft	Inner Joint
F11140	F13371	F12002

Note: Active Sensor ABS

K21792  **TK11797**

Inner Joint	Driveshaft	Outer Joint
F12002	F13372	F11140



Sinistra / Left

Fiat

Destra / Right

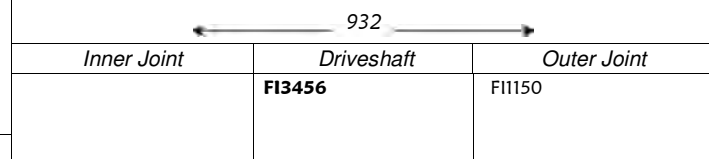
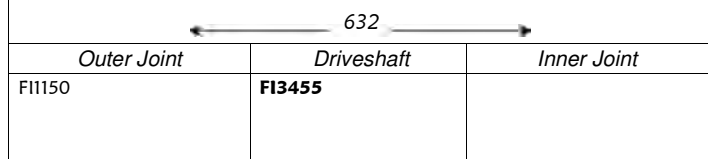


Bravo (Front)

A	B	C	D	F	H	Fig	N	O	P	Q	R	S	T	Fig
25	26	51	91	M24x1.5	-	2	25		32	-	-	75	-	-

kW	da:	a:	Cambio	Telaio
from:	to:	Gearbox	Chassis	
84/88	03.08	----	-	-

A	B	C	D	F	H	Fig	N	O	P	Q	R	S	T	Fig
25	26	51	91	M24x1.5	-	2	25		30	-	-	377	-	-

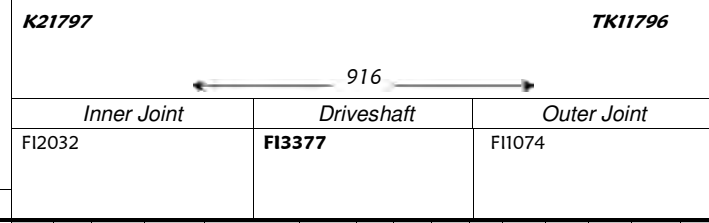
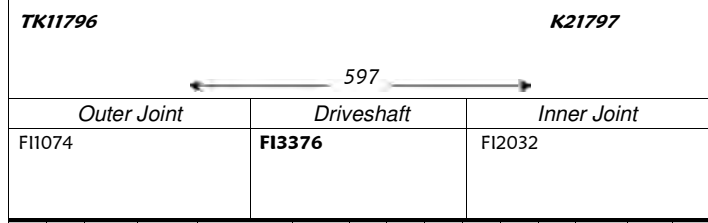


Bravo/Brava (Serie 182 - Front)

A	B	C	D	F	H	Fig	N	O	P	Q	R	S	T	Fig
22	20	46.5	80	M22x1.5	80	1	22	20	36	72	-	61	-	5

kW	da:	a:	Cambio	Telaio	
from:	to:	Gearbox	Chassis		
1.2 16V	59/60	10.98	10.01	-	-

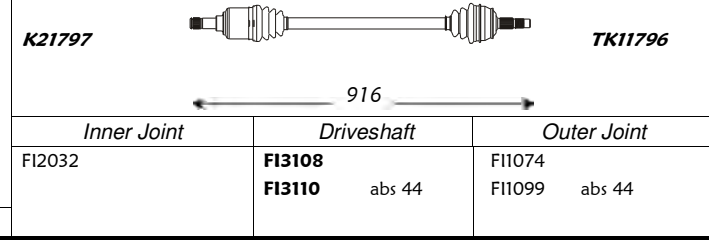
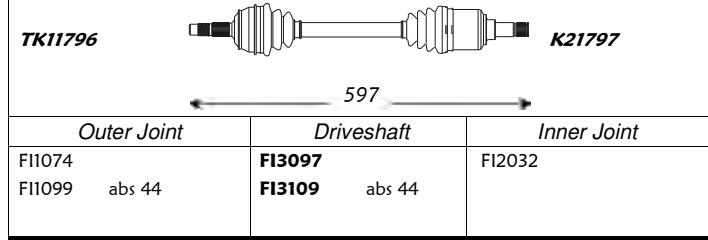
A	B	C	D	F	H	Fig	N	O	P	Q	R	S	T	Fig
22	20	46.5	80	M22x1.5	80	1	22	20	36	72	-	61	-	5



A	B	C	D	F	H	Fig	N	O	P	Q	R	S	T	Fig
22	20	46.5	80	M22x1.5	80	1	22	20	36	72	-	61	-	5

kW	da:	a:	Cambio	Telaio	
from:	to:	Gearbox	Chassis		
1.4	55/59	10.95	10.01	-	-

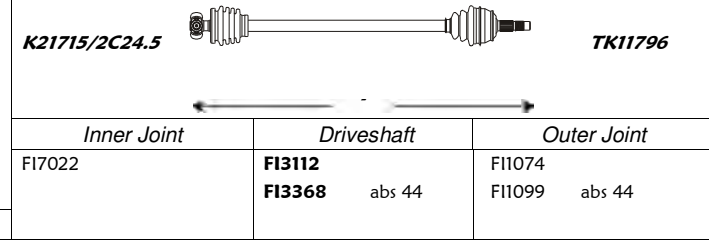
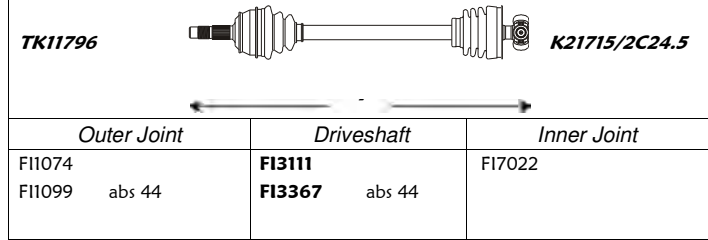
A	B	C	D	F	H	Fig	N	O	P	Q	R	S	T	Fig
22	20	46.5	80	M22x1.5	80	1	22	20	36	72	-	61	-	5



A	B	C	D	F	H	Fig	N	O	P	Q	R	S	T	Fig
22	20	46.5	80	M22x1.5	80	1	-	20	-	-	-	-	-	5

kW	da:	a:	Cambio	Telaio	
from:	to:	Gearbox	Chassis		
1.6	66	06.95	09.95	-	->6000001
1.6	76	06.95	09.95	-	->4064492

A	B	C	D	F	H	Fig	N	O	P	Q	R	S	T	Fig
22	20	46.5	80	M22x1.5	80	1	-	20	-	-	-	-	-	5



Note : -

Note : -



Sinistra / Left

Fiat

Destra / Right



Bravo/Brava (Serie 182 - Front)

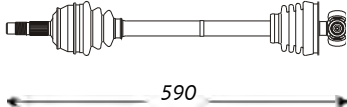
kW	da:	a:	Cambio	Telaio
	from:	to:	Gearbox	Chassis

A	B	C	D	F	H	Fig	N	O	P	Q	R	S	T	Fig
22	22	46.5	80	M22x1.5	80	1	-	-	-	-	-	-	32	5

1.6	66	10.95	10.01	-	6000002->
1.6	76	10.95	10.01	-	4064493->

A	B	C	D	F	H	Fig	N	O	P	Q	R	S	T	Fig
22	22	46.5	80	M22x1.5	80	1	-	-	-	-	-	-	32	5

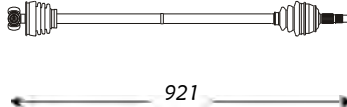
K11794



590

Outer Joint	Driveshaft	Inner Joint
F11106 F11107 abs 44	FI3369 FI3113 abs 44	

K11794



921

Inner Joint	Driveshaft	Outer Joint
	FI3370 FI3114 abs 44	F11106 F11107 abs 44

Note : -

A	B	C	D	F	H	Fig	N	O	P	Q	R	S	T	Fig
22	22	51	80	-	-	-	-	-	-	-	-	-	32	-

1.6	76	01.99	10.01	-	-
-----	----	-------	-------	---	---

A	B	C	D	F	H	Fig	N	O	P	Q	R	S	T	Fig
22	22	51	80	-	-	-	-	-	-	-	-	-	32	-

588

Outer Joint	Driveshaft	Inner Joint
F11166	FI3453	F17023

921

Inner Joint	Driveshaft	Outer Joint
F17023	FI3454	F11166

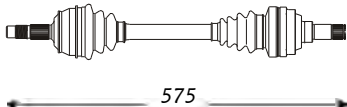
Note : Active Sensor ABS - Exc. Versione "SX - Riconvertita"

A	B	C	D	F	H	Fig	N	O	P	Q	R	S	T	Fig
22	22	46.5	80	M22x1.5	80	1	22	22	35	85	23	58	-	4

1.6 Aut.	66	09.95	10.01	-	-
----------	----	-------	-------	---	---

A	B	C	D	F	H	Fig	N	O	P	Q	R	S	T	Fig
22	22	46.5	80	M22x1.5	80	1	22	22	35	85	23	58	-	4

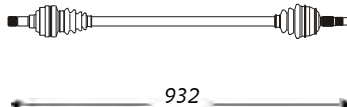
TK11796



575

Outer Joint	Driveshaft	Inner Joint
F11106 F11107 abs 44	FI3248 FI3250 abs 44	F12028

K22300



932

Inner Joint	Driveshaft	Outer Joint
F12028	FI3249 FI3251 abs 44	F11106 F11107 abs 44

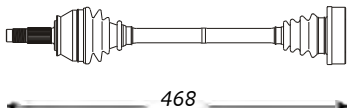
Note : -

A	B	C	D	F	H	Fig	N	O	P	Q	R	S	T	Fig
25	25	52	90	M24x1.5	85	3	-	25	-	100	-	-	-	-

1.8 GT	83	10.95	10.98	-	-
--------	----	-------	-------	---	---

A	B	C	D	F	H	Fig	N	O	P	Q	R	S	T	Fig
25	25	52	90	M24x1.5	85	3	-	25	-	100	-	-	-	-

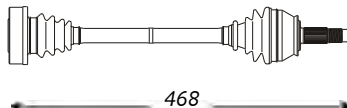
TK11797



468

Outer Joint	Driveshaft	Inner Joint
F11075 F11076 abs 44	FI3115 FI3116 abs 44	F12002

K21792



468

Inner Joint	Driveshaft	Outer Joint
F12002	FI3115 FI3116 abs 44	F11075 F11076 abs 44

Note : -



Sinistra / Left

Fiat


Destra / Right



Bravo/Brava (Serie 182 - Front)

kW	da: from:	a: to:	Cambio Gearbox	Telaio Chassis
----	--------------	-----------	-------------------	-------------------

A	B	C	D	F	H	Fig	N	O	P	Q	R	S	T	Fig
25	25	51	90	M24x1.5	85	1	-	25	-	100	-	-	-	4


K11060  **K21792**

469

Outer Joint	Driveshaft	Inner Joint
F11140	F13315	F12002

1.8 GT	83	11.98	10.01	-	-
1.9 JTD	77	12.98	10.01	-	-

A	B	C	D	F	H	Fig	N	O	P	Q	R	S	T	Fig
25	25	51	90	M24x1.5	85	1	-	25	-	100	-	-	-	4


K21792  **K11060**

469

Inner Joint	Driveshaft	Outer Joint
F12002	F13315	F11140

Note : Active Sensor ABS

A	B	C	D	F	H	Fig	N	O	P	Q	R	S	T	Fig
22	20	46.5	80	M22x1.5	80	1	-	-	-	-	-	-	-	5


TK11796  **TK11796**

570

Outer Joint	Driveshaft	Inner Joint
F11074 F11099 abs 44	F13117 F13119 abs 44	

1.9 D	48	10.95	10.01	-	-
-------	----	-------	-------	---	---

A	B	C	D	F	H	Fig	N	O	P	Q	R	S	T	Fig
22	20	46.5	80	M22x1.5	80	1	-	-	-	-	-	-	-	5


TK11796  **TK11796**

933

Inner Joint	Driveshaft	Outer Joint
	F13118 F13120 abs 44	F11074 F11099 abs 44

Note : -

A	B	C	D	F	H	Fig	N	O	P	Q	R	S	T	Fig
25	25	52	90	M24x1.5	85	1	-	-	72	100	-	-	39.3	5

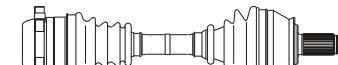
K11060  **K11060**

447

Outer Joint	Driveshaft	Inner Joint
F11113 F11114 abs 44	F13121 F13122 abs 44	

1.9 TD	55/74	10.96	01.98	-	-
--------	-------	-------	-------	---	---

A	B	C	D	F	H	Fig	N	O	P	Q	R	S	T	Fig
25	25	52	90	M24x1.5	85	1	-	-	72	100	-	-	39.3	5


K11060  **K11060**

447

Inner Joint	Driveshaft	Outer Joint
	F13121 F13122 abs 44	F11113 F11114 abs 44

Note : -

A	B	C	D	F	H	Fig	N	O	P	Q	R	S	T	Fig
25	25	51	90	M24x1.5	85	1	-	-	-	-	-	-	-	-

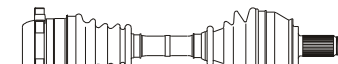
K11060  **K11060**

447

Outer Joint	Driveshaft	Inner Joint
F11140	F13375	F12033

1.9 TD	55/74	02.98	--	-	-
--------	-------	-------	----	---	---

A	B	C	D	F	H	Fig	N	O	P	Q	R	S	T	Fig
25	25	51	90	M24x1.5	85	1	-	-	-	-	-	-	-	-

K11060  **K11060**

447

Inner Joint	Driveshaft	Outer Joint
F12033	F13375	F11140

Note : Active Sensor ABS



Sinistra / Left

Fiat

Destra / Right

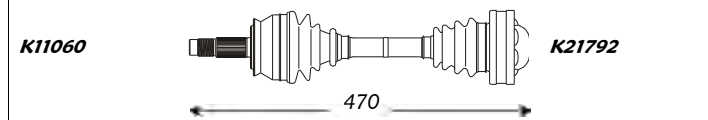


Bravo/Brava (Serie 182 - Front)

A	B	C	D	F	H	Fig	N	O	P	Q	R	S	T	Fig
25	25	52	90	M24x1.5	85	3	-	25	-	100	-	-	-	4

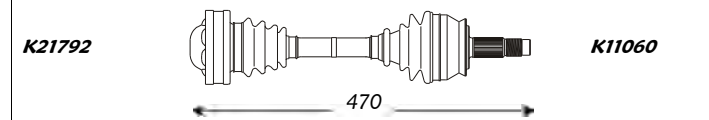
2.0 HGT	kW	da:	a:	Cambio	Telaio
113	10.96	10.01	-	-	Chassis
	from:	to:	Gearbox		

A	B	C	D	F	H	Fig	N	O	P	Q	R	S	T	Fig
25	25	52	90	M24x1.5	85	3	-	25	-	100	-	-	-	4



Outer Joint	Driveshaft	Inner Joint
F11075 F11086 abs 44	FI3123 FI3124 abs 44	F12002

Note : -




Inner Joint	Driveshaft	Outer Joint
F12002	FI3123 FI3124 abs 44	F11075 F11086 abs 44

Cinquecento (Serie 170 - Front)

A	B	C	D	F	H	Fig	N	O	P	Q	R	S	T	Fig
22	20	46.5	72	M22x1.5	74	1	-	-	-	-	-	-	25.4	5


0.7	kW	da:	a:	Cambio	Telaio
23	11.91	--	-	-	Chassis
	from:	to:	Gearbox		

A	B	C	D	F	H	Fig	N	O	P	Q	R	S	T	Fig
22	20	46.5	72	M22x1.5	74	1	-	-	-	-	-	-	25.4	5



Outer Joint	Driveshaft	Inner Joint
F11067	FI3125	

Note : -

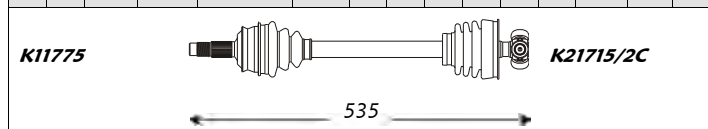


Inner Joint	Driveshaft	Outer Joint
	FI3125	F11067

A	B	C	D	F	H	Fig	N	O	P	Q	R	S	T	Fig
22	20	46.5	72	M22x1.5	74	1	-	19	-	-	-	-	29.2	5


0.9	kW	da:	a:	Cambio	Telaio
29/30	11.91	--	-	-	Chassis
	from:	to:	Gearbox		

A	B	C	D	F	H	Fig	N	O	P	Q	R	S	T	Fig
22	20	46.5	72	M22x1.5	74	1	-	19	-	-	-	-	29.2	5



Outer Joint	Driveshaft	Inner Joint
F11067	FI3126	F17014

Note : -

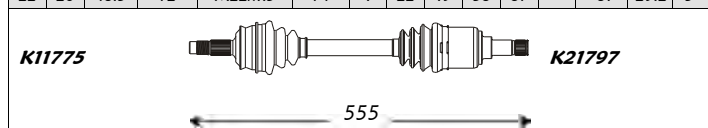


Inner Joint	Driveshaft	Outer Joint
F17014	FI3127	F11067

A	B	C	D	F	H	Fig	N	O	P	Q	R	S	T	Fig
22	20	46.5	72	M22x1.5	74	1	22	19	36	67	-	61	29.2	5


1.1	kW	da:	a:	Cambio	Telaio
40	11.91	--	-	-	Chassis
	from:	to:	Gearbox		

A	B	C	D	F	H	Fig	N	O	P	Q	R	S	T	Fig
22	20	46.5	72	M22x1.5	74	1	22	19	36	67	-	61	29.2	5



Outer Joint	Driveshaft	Inner Joint
F11067	FI3128	F12030

Note : -



Inner Joint	Driveshaft	Outer Joint
F12030	FI3129	F11067



Sinistra / Left

Fiat

Destra / Right

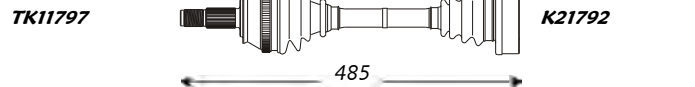


Coupé (Serie FA/175 - Front)

A	B	C	D	F	H	Fig	N	O	P	Q	R	S	T	Fig
25	25	52	90	M24x1.5	84	3	-	25	-	100	-	-	-	-

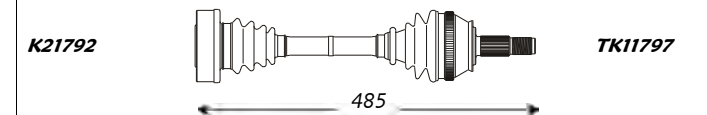
kW	da: from:	a: to:	Cambio Gearbox	Telaio Chassis
1.8 16V	96	03.96	--	-
2.0 16V	102	03.96	--	-
2.0 20V	108	03.96	--	-

A	B	C	D	F	H	Fig	N	O	P	Q	R	S	T	Fig
25	25	52	90	M24x1.5	84	3	-	25	-	100	-	-	-	-



Outer Joint	Driveshaft	Inner Joint
F1114 abs 44	FI3131 abs 44	F12002

Note : -

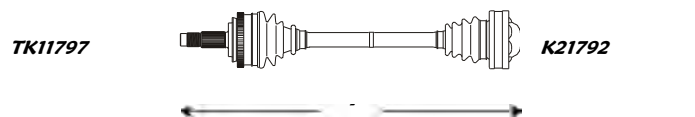


Inner Joint	Driveshaft	Outer Joint
F12002	FI3131 abs 44	F1114 abs 44

A	B	C	D	F	H	Fig	N	O	P	Q	R	S	T	Fig
25	25	59	90	M24x1.5	85	1	-	25	-	100	-	-	-	4

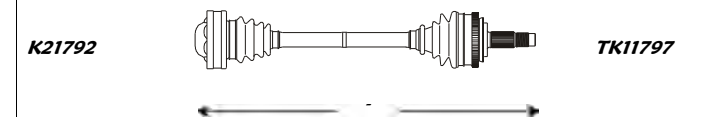
2.0 16V	102	03.94	03.96	-	-
2.0 20V	108/113	03.94	03.96	-	-

A	B	C	D	F	H	Fig	N	O	P	Q	R	S	T	Fig
25	25	59	90	M24x1.5	85	1	-	25	-	100	-	-	-	4



Outer Joint	Driveshaft	Inner Joint
F11086 abs 44	FI3133 abs 44	F12002

Note : -

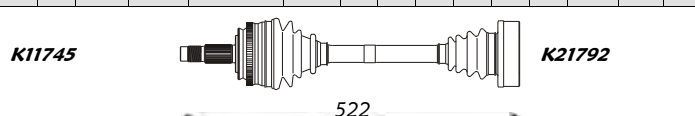


Inner Joint	Driveshaft	Outer Joint
F12002	FI3133 abs 44	F11086 abs 44

A	B	C	D	F	H	Fig	N	O	P	Q	R	S	T	Fig
25	28	56	98	M24x1.5	84	1	-	25	-	100	-	-	-	4

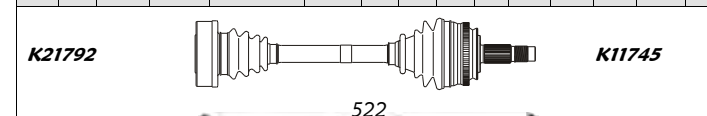
2.0 16V Turbo	140/143	03.94	--	-	-
---------------	---------	-------	----	---	---

A	B	C	D	F	H	Fig	N	O	P	Q	R	S	T	Fig
25	28	56	98	M24x1.5	84	1	-	25	-	100	-	-	-	4



Outer Joint	Driveshaft	Inner Joint
F11094 abs 44	FI3135 abs 44	F12001

Note : -

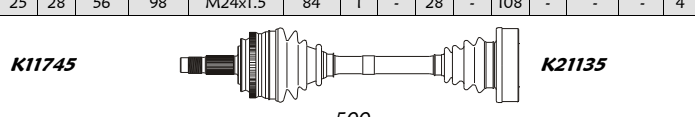


Inner Joint	Driveshaft	Outer Joint
F12001	FI3135 abs 44	F11094 abs 44

A	B	C	D	F	H	Fig	N	O	P	Q	R	S	T	Fig
25	28	56	98	M24x1.5	84	1	-	28	-	108	-	-	-	4

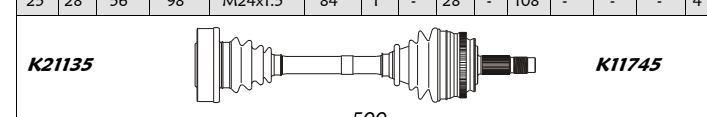
2.0 20V Turbo	162	03.94	--	-	-
---------------	-----	-------	----	---	---

A	B	C	D	F	H	Fig	N	O	P	Q	R	S	T	Fig
25	28	56	98	M24x1.5	84	1	-	28	-	108	-	-	-	4



Outer Joint	Driveshaft	Inner Joint
F11094 abs 44	FI3137 abs 44	F12021

Note : -



Inner Joint	Driveshaft	Outer Joint
F12021	FI3137 abs 44	F11094 abs 44



Sinistra / Left

Fiat

Destra / Right



Croma (Serie 154 - Front)

														kW	da:	a:	Cambio	Telaio																							
														from:	to:	Gearbox	Chassis																								
A	B	C	D	F	H	Fig	N	O	P	Q	R	S	T	Fig							A	B	C	D	F	H	Fig	N	O	P	Q	R	S	T	Fig						
25	25	54.5	90	M24x1.5	78	3	-	25	-	100	-	-	-	-	1.6	61	12.85	--	-	->189806		25	25	54.5	90	M24x1.5	78	3	-	25	-	100	-	-	-	-					
														1.9 TD	66	12.85	12.92	-	->189806																						
														2.0	88/101	12.85	--	-	->189806																						
														2.0 CHT	66	12.85	--	-	->189806																						
														2.0 Turbo	110/114	12.85	--	-	->189806																						
														2.4 TD	74	12.85	--	-	->189806																						
														2.5 D	55	12.85	--	-	->189806																						
														2.5 TD	74/77	12.85	--	-	->189806																						
														Note :																											
				Outer Joint					Driveshaft					Inner Joint																											
				F11052 F11056 abs 90					F13047 F13048 abs 90					F12001																											
25	25	52	90	M24x1.5	85	3	-	25	-	100	-	-	-	-	1.9 TD	66/69	05.89	01.93	-	189807->		25	25	52	90	M24x1.5	85	3	-	25	-	100	-	-	-	-					
														2.0	88/101	03.87	01.93	-	189807->																						
														2.0 CHT	66	12.85	01.93	-	189807->																						
														2.0 Turbo	110	06.87	01.93	-	189807->																						
														2.5 D	55	12.85	01.93	-	189807->																						
														2.5 TD	85	05.89	01.93	-	189807->																						
														Note :																											
				Outer Joint					Driveshaft					Inner Joint																											
				F11075 F11076 abs 44 F11056 abs 90					F13138 F13139 abs 44 F13314 abs 90					F12001																											
27	25	56	90	M24x1.5	84	3	-	25	-	100	-	-	-	4	1.9 TD	69	02.93	--	-	-		27	25	56	90	M24x1.5	84	3	-	25	-	100	-	-	-	4					
														2.0	101	02.93	--	-	-																						
														2.0 Turbo	114	02.93	--	-	-																						
														2.5 TD	55	02.93	--	-	-																						
														2.5 V6	119	02.93	--	-	-																						
														Note :																											
				Outer Joint					Driveshaft					Inner Joint																											
				F11077 F11153 abs 44					F13140 F13141 abs 44					F12001																											
27	28	70	96	M24x1.5	-	1	-	28	-	108	-	-	-	-	2.0 Turbo	110	03.90	09.96	-	-		27	28	70	96	M24x1.5	-	1	-	28	-	108	-	-	-	-					
														Note :																											
				Outer Joint					Driveshaft					Inner Joint																											
				F11172					F13431 abs 44					F12021																											
				Outer Joint					Driveshaft					Inner Joint																											
				F12021					F13431 abs 44					F11172																											



Sinistra / Left

Fiat

Destra / Right



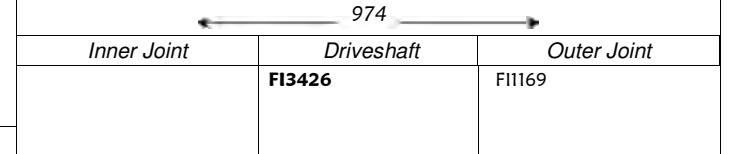
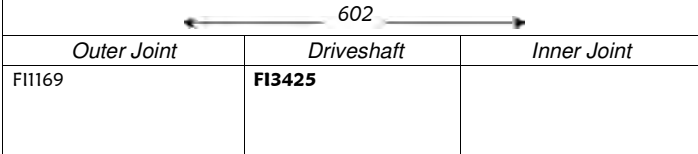
Croma (Serie 194 - Front)

<i>kW</i>	<i>da:</i>	<i>a:</i>	<i>Cambio</i>	<i>Telaio</i>
	<i>from:</i>	<i>to:</i>	<i>Gearbox</i>	<i>Chassis</i>

A	B	C	D	F	H	Fig	N	O	P	Q	R	S	T	Fig
30	26	54	91	M22x1.5	-	2	25		35	-	-	57.5	-	-

1.9 Mjt	88/110	06.05	----	-	-
---------	--------	-------	------	---	---

A	B	C	D	F	H	Fig	N	O	P	Q	R	S	T	Fig
30	26	54	91	M22x1.5	-	2	25		35	-	-	435	-	-

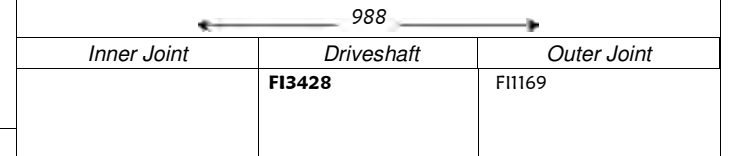
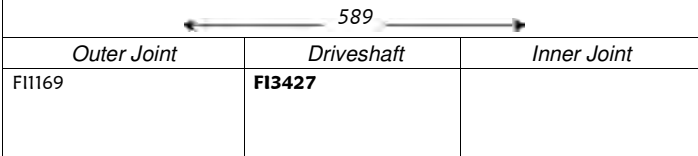


Note : Active Sensor ABS

A	B	C	D	F	H	Fig	N	O	P	Q	R	S	T	Fig
30	26	54	91	M22x1.5	-	2	27		35	-	-	78	-	-

1.9 Mjt Aut.	110	06.05	----	-	-
--------------	-----	-------	------	---	---

A	B	C	D	F	H	Fig	N	O	P	Q	R	S	T	Fig
30	26	54	91	M22x1.5	-	2	27		35	-	-	448	-	-



Note : Active Sensor ABS

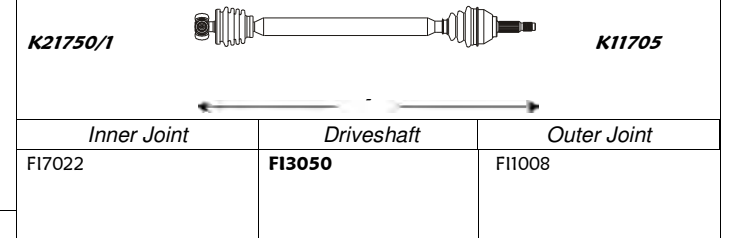
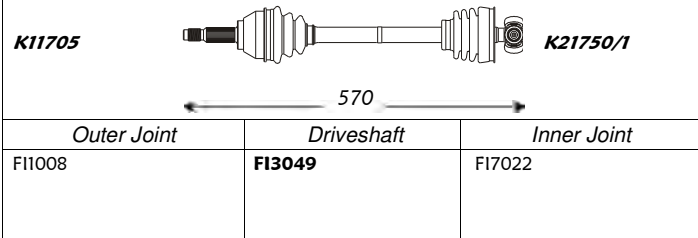
Duna (Serie 146B - Front)

<i>kW</i>	<i>da:</i>	<i>a:</i>	<i>Cambio</i>	<i>Telaio</i>
	<i>from:</i>	<i>to:</i>	<i>Gearbox</i>	<i>Chassis</i>

A	B	C	D	F	H	Fig	N	O	P	Q	R	S	T	Fig
22	20	48.1	80	M20x1.5	90	1	-	20	-	-	-	-	32	5

60	43	01.87	12.91	-	-
70	49	01.87	12.91	-	-

A	B	C	D	F	H	Fig	N	O	P	Q	R	S	T	Fig
22	20	48.1	80	M20x1.5	90	1	-	20	-	-	-	-	32	5

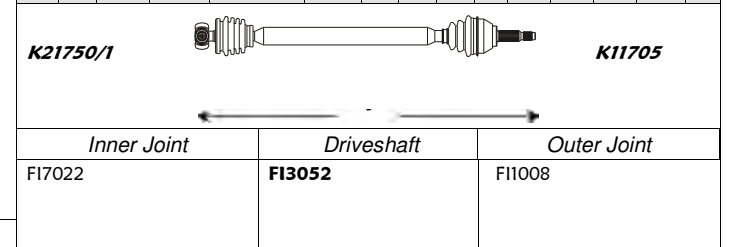
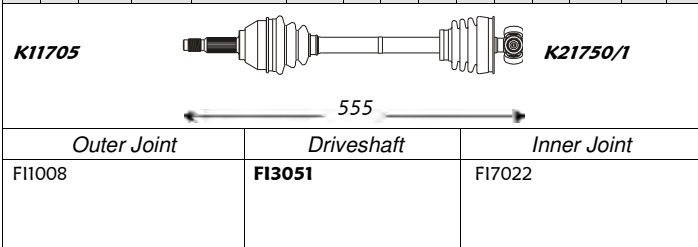


Note : -

A	B	C	D	F	H	Fig	N	O	P	Q	R	S	T	Fig
22	20	48.1	80	M20x1.5	90	1	-	20	-	-	-	-	32	5

60 D	44	01.87	12.91	-	-
------	----	-------	-------	---	---

A	B	C	D	F	H	Fig	N	O	P	Q	R	S	T	Fig
22	20	48.1	80	M20x1.5	90	1	-	20	-	-	-	-	32	5



Note : -



Sinistra / Left

Fiat

Destra / Right



Grande Punto (Serie 199 - Front)

kW	da:	a:	Cambio	Telaio
	from:	to:	Gearbox	Chassis

A	B	C	D	F	H	Fig	N	O	P	Q	R	S	T	Fig
22	27	51	75.5	M22x1.5	1		22	20	36	72		61		

1.2	48	10.05	01.07	-	-									
1.4	57	10.05	----	-	-									

A	B	C	D	F	H	Fig	N	O	P	Q	R	S	T	Fig
22	27	51	75.5	M22x1.5	1		22	20	36	72		61		

649

894

Outer Joint	Driveshaft	Inner Joint
FI1168	FI3419	FI2032

Inner Joint	Driveshaft	Outer Joint
FI2032	FI3420	FI1168

Note : Active Sensor ABS - Delphi

A	B	C	D	F	H	Fig	N	O	P	Q	R	S	T	Fig
22	21	51	75	M22x1.5	90	2	22	20	36	72	-	61	-	-

1.2	48	02.07	----	-	-									
-----	----	-------	------	---	---	--	--	--	--	--	--	--	--	--

A	B	C	D	F	H	Fig	N	O	P	Q	R	S	T	Fig
22	21	51	75	M22x1.5	90	2	22	20	36	72	-	61	-	-

649

887

Outer Joint	Driveshaft	Inner Joint
FI1139	FI3443	FI2032

Inner Joint	Driveshaft	Outer Joint
FI2032	FI3444	FI1139

Note : Active Sensor ABS - GKN

A	B	C	D	F	H	Fig	N	O	P	Q	R	S	T	Fig
25	23	51	82	M24x1.5	85	2	25		35			57		

1.3 MJT	66	10.05	----	-	-									
---------	----	-------	------	---	---	--	--	--	--	--	--	--	--	--

A	B	C	D	F	H	Fig	N	O	P	Q	R	S	T	Fig
25	23	51	82	M24x1.5	85	2	25		35			400		

569

951

Outer Joint	Driveshaft	Inner Joint
FI1163	FI3415	

Inner Joint	Driveshaft	Outer Joint
	FI3416	FI1163

Note : Active Sensor ABS

A	B	C	D	F	H	Fig	N	O	P	Q	R	S	T	Fig
25	23	51	82	M24x1.5	85	2	24		30			68		

1.3 MJT	55	10.05	----	-	-									
---------	----	-------	------	---	---	--	--	--	--	--	--	--	--	--

A	B	C	D	F	H	Fig	N	O	P	Q	R	S	T	Fig
25	23	51	82	M24x1.5	85	2	24		30			379		

625

907

Outer Joint	Driveshaft	Inner Joint
FI1163	FI3417	

Inner Joint	Driveshaft	Outer Joint
	FI3418	FI1163

Note : Active Sensor ABS



Sinistra / Left


Fiat

Destra / Right




Idea (Front)

														kW	da: from:	a: to:	Cambio Gearbox	Telaio Chassis																	
A	B	C	D	F	H	Fig	N	O	P	Q	R	S	T	Fig	1.2 16v	59	01.04	----	-	-	A	B	C	D	F	H	Fig	N	O	P	Q	R	S	T	Fig
22	21	51	75	M22x1.5	90	2	22	20	36	72	-	61	-	-	1.4 16v	70	01.04	----	-	-	22	21	51	75	M22x1.5	90	2	22	20	36	72	-	61	-	-
A	B	C	D	F	H	Fig	N	O	P	Q	R	S	T	Fig	1.3 M-Jet	51	01.04	----	-	-	A	B	C	D	F	H	Fig	N	O	P	Q	R	S	T	Fig
25	23	51	82	M24x1.5	85	2	-	25	-	100	-	-	-	-							25	23	51	82	M24x1.5	85	2	-	25	-	100	-	-	-	-
A	B	C	D	F	H	Fig	N	O	P	Q	R	S	T	Fig	1.3 M-Jet	66	10.05	----	-	-	A	B	C	D	F	H	Fig	N	O	P	Q	R	S	T	Fig
25	24	51	84,5	M24x1.5	-	2	24	-	30	-	-	69	-	-							25	24	51	84,5	M24x1.5	-	2	24	-	30	-	-	379	-	-




Outer Joint	Driveshaft	Inner Joint
F11139	F13401	F12032

Note : -




Inner Joint	Driveshaft	Outer Joint
F12032	F13402	F11139




Outer Joint	Driveshaft	Inner Joint
F11163	F13392	F12001

Note : -




Inner Joint	Driveshaft	Outer Joint
F12001	F13393	F11163



Outer Joint	Driveshaft	Inner Joint
F11179	F13457	

Note : -



Inner Joint	Driveshaft	Outer Joint
	F13458	F11179



Sinistra / Left

Fiat

Destra / Right



Idea (Front)

A	B	C	D	F	H	Fig	N	O	P	Q	R	S	T	Fig	1.9 M-Jet	kW	da:	a:	Cambio	Telaio									
25	24	51	84.5	M24x1.5	-	2	34		35	-	-	56.5	-	-		74	01.04	----	-	-									
608															874														
Outer Joint					Driveshaft					Inner Joint					Inner Joint					Driveshaft					Outer Joint				
FI1179					FI3429															FI3430					FI1179				
Note : -																													

Marea (Serie 185 - Front)

A	B	C	D	F	H	Fig	N	O	P	Q	R	S	T	Fig	1.4 12V	kW	da:	a:	Cambio	Telaio									
22	20	46.5	80	M22x1.5	80	1	-		-	-	-	-	-	-		59	09.96	--..	-	-									
Outer Joint															Inner Joint														
FI1074					FI3347										FI3348					FI1074									
FI1099 abs 44					FI3345 abs 44										FI3346 abs 44					FI1099 abs 44									
Note : -																													

A	B	C	D	F	H	Fig	N	O	P	Q	R	S	T	Fig	1.6 16V	kW	da:	a:	Cambio	Telaio									
25	22	52	81	M24x1.5	90	1	-		-	-	-	-	32	5		76	09.96	03.99	-	->0176272									
TK11796															K21715/2C24.5														
597															931														
Outer Joint					Driveshaft					Inner Joint					Inner Joint					Driveshaft					Outer Joint				
FI1109					FI3158										FI3159					FI1109									
FI1110 abs 44					FI3160 abs 44										FI3161 abs 44					FI1110 abs 44									
Note : -																													

A	B	C	D	F	H	Fig	N	O	P	Q	R	S	T	Fig	1.6 16V	kW	da:	a:	Cambio	Telaio									
25	22	51	83	M24x1.5	85	1	-		-	-	-	-	32	-		76	09.96	03.99	-	0176273->									
597															931														
Outer Joint					Driveshaft					Inner Joint					Inner Joint					Driveshaft					Outer Joint				
FI1141					FI3379										FI3380					FI1141									
Note : -																													



Sinistra / Left

Fiat

Destra / Right



Marea (Serie 185 - Front)

kW	da:	a:	Cambio	Telaio
	from:	to:	Gearbox	Chassis

A	B	C	D	F	H	Fig	N	O	P	Q	R	S	T	Fig
25	22	52	81	M24x1.5	90	1	-	-	-	-	-	-	-	-

1.6 16V Aut.	76	09.96	03.99	-	-
--------------	----	-------	-------	---	---

A	B	C	D	F	H	Fig	N	O	P	Q	R	S	T	Fig
25	22	52	81	M24x1.5	90	1	-	-	-	-	-	-	-	-

TK11796



Outer Joint		Driveshaft	Inner Joint
F11109		FI3343	
F11110	abs 44	FI3341	abs 44

Note : -

TK11796



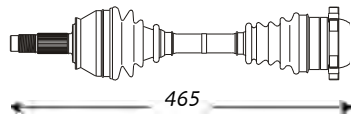
Inner Joint		Driveshaft	Outer Joint
		FI3344	F11109
		FI3342	F11110
		abs 44	abs 44

A	B	C	D	F	H	Fig	N	O	P	Q	R	S	T	Fig
25	25	52	90	M24x1.5	85	1	-	-	72	100	-	-	39.3	5

1.8 16V	83	09.96	03.99	-	-
1.9 TD	74	09.96	03.99	-	-

A	B	C	D	F	H	Fig	N	O	P	Q	R	S	T	Fig
25	25	52	90	M24x1.5	85	1	-	-	72	100	-	-	39.3	5

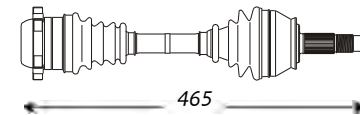
TK11796



Outer Joint		Driveshaft	Inner Joint
F11113		FI3162	
F11114	abs 44	FI3163	abs 44

Note : -

TK11796



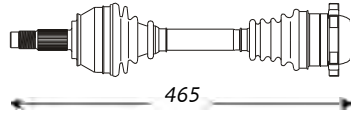
Inner Joint		Driveshaft	Outer Joint
		FI3162	F11113
		FI3163	F11114
		abs 44	abs 44

A	B	C	D	F	H	Fig	N	O	P	Q	R	S	T	Fig
25	25	51	90	M24x1.5	85	1	-	-	-	-	-	-	-	-

1.8 16V	83	04.99	--	-	-
1.9 JTD	81	02.01	----	-	-

A	B	C	D	F	H	Fig	N	O	P	Q	R	S	T	Fig
25	25	51	90	M24x1.5	85	1	-	25	-	100	-	-	-	-

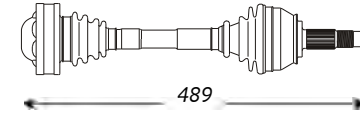
TK11797



Outer Joint		Driveshaft	Inner Joint
F11140		FI3373	

Note : Active Sensor ABS

TK11797



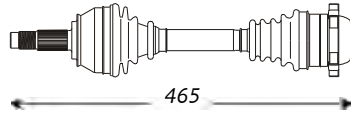
Inner Joint		Driveshaft	Outer Joint
F12001		FI3374	F11140

A	B	C	D	F	H	Fig	N	O	P	Q	R	S	T	Fig
25	25	51	90	M24x1.5	85	1	-	-	-	-	-	-	-	-

1.9 JTD	77	04.99	01.01	-	-
1.9 TD	55	04.99	--	-	-

A	B	C	D	F	H	Fig	N	O	P	Q	R	S	T	Fig
25	25	51	90	M24x1.5	85	1	-	-	-	-	-	-	-	-

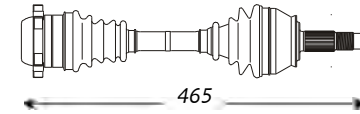
TK11797



Outer Joint		Driveshaft	Inner Joint
F11140		FI3373	

Note : Active Sensor ABS

TK11797



Inner Joint		Driveshaft	Outer Joint
		FI3373	F11140



Sinistra / Left

Fiat

Destra / Right



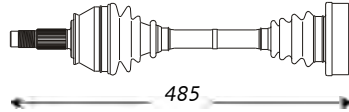
Marea (Serie 185 - Front)

kW	da:	a:	Cambio	Telaio
	from:	to:	Gearbox	Chassis

A	B	C	D	F	H	Fig	N	O	P	Q	R	S	T	Fig
25	25	52	90	M24x1.5	85	3	-	25	-	100	-	-	-	-

1.9 TD 55 09.96 03.99 - -

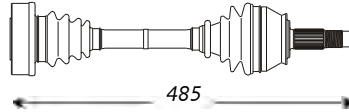
A	B	C	D	F	H	Fig	N	O	P	Q	R	S	T	Fig
25	25	52	90	M24x1.5	85	3	-	25	-	100	-	-	-	-

TK11797  **K21792**

485

Outer Joint	Driveshaft	Inner Joint
F11075 F11076 abs 44	FI3164 FI3165 abs 44	F12002

Note : -

K21792  **TK11797**

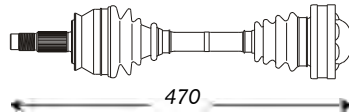
485

Inner Joint	Driveshaft	Outer Joint
F12002	FI3164 FI3165 abs 44	F11075 F11076 abs 44

A	B	C	D	F	H	Fig	N	O	P	Q	R	S	T	Fig
25	25	52	90	M24x1.5	85	3	-	25	-	100	-	-	-	4

2.0 20V 108 09.96 --:-- - -

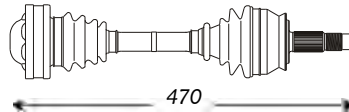
A	B	C	D	F	H	Fig	N	O	P	Q	R	S	T	Fig
25	25	52	90	M24x1.5	85	3	-	25	-	100	-	-	-	4

K11060  **K21792**

470

Outer Joint	Driveshaft	Inner Joint
F11113 F11114 abs 44	FI3166 FI3167 abs 44	F12002

Note : -

K21792  **K11060**

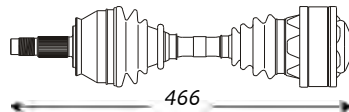
470

Inner Joint	Driveshaft	Outer Joint
F12002	FI3166 FI3167 abs 44	F11113 F11114 abs 44

A	B	C	D	F	H	Fig	N	O	P	Q	R	S	T	Fig
25	28	59	98	M24x1.5	84	1	-	-	-	-	-	-	38	-

2.4 JTD 96 04.99 --:-- - -


A	B	C	D	F	H	Fig	N	O	P	Q	R	S	T	Fig
25	28	59	98	M24x1.5	84	1	-	-	-	-	-	-	38	-

K11745  **K11745**

466

Outer Joint	Driveshaft	Inner Joint
F11156	FI3378	

Note : Active Sensor ABS

K11745  **K11745**

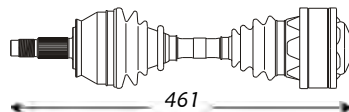
466

Inner Joint	Driveshaft	Outer Joint
	FI3378	F11156

A	B	C	D	F	H	Fig	N	O	P	Q	R	S	T	Fig
25	28	56	98	M24x1.5	84	1	-	-	-	108	-	-	41	5

2.4 TD 91 10.96 --:-- - -

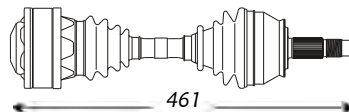
A	B	C	D	F	H	Fig	N	O	P	Q	R	S	T	Fig
25	28	56	98	M24x1.5	84	1	-	-	-	108	-	-	41	5

K11745  **K11745**

461

Outer Joint	Driveshaft	Inner Joint
F11093 F11094 abs 44	FI3168 FI3169 abs 44	F12029

Note : -

K11745  **K11745**

461

Inner Joint	Driveshaft	Outer Joint
F12029	FI3168 FI3169 abs 44	F11093 F11094 abs 44



Sinistra / Left

Fiat

Destra / Right



Multipla (Serie 186 - Front)

A	B	C	D	F	H	Fig	N	O	P	Q	R	S	T	Fig
25	22	51	83	M24x1.5	85	1	-	-	-	-	-	-	-	-

kW	da: from:	a: to:	Cambio Gearbox	Telaio Chassis
76	01.99	--	-	-
76	01.99	--	-	-
70	01.99	--	-	-

A	B	C	D	F	H	Fig	N	O	P	Q	R	S	T	Fig
25	22	51	83	M24x1.5	85	1	-	-	-	-	-	-	-	-

K11000



608

Outer Joint

Driveshaft

Inner Joint

F11141

FI3317

F12002

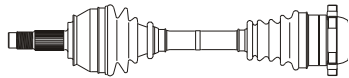
Note : Active Sensor ABS

A	B	C	D	F	H	Fig	N	O	P	Q	R	S	T	Fig
25	25	51	90	M24x1.5	85	1	-	-	71.5	100	-	-	39.3	5

1.9 JTD	77/81/85	01.99	--	-	->2262921
---------	----------	-------	----	---	-----------

A	B	C	D	F	H	Fig	N	O	P	Q	R	S	T	Fig
25	25	51	90	M24x1.5	85	1	-	25	-	100	-	-	-	-

TK11797



480

Outer Joint

Driveshaft

Inner Joint

F11140

FI3276

Note : Active Sensor ABS

A	B	C	D	F	H	Fig	N	O	P	Q	R	S	T	Fig
25	25	51	90	M24x1.5	85	1	-	25	-	100	-	-	-	-

1.9 JTD	77/81/85	01.99	----	-	2262922->
---------	----------	-------	------	---	-----------

A	B	C	D	F	H	Fig	N	O	P	Q	R	S	T	Fig
25	25	51	90	M24x1.5	85	1	-	25	-	100	-	-	-	-

503

Outer Joint

Driveshaft

Inner Joint

F11140

FI3442

F12002

Note : Active Sensor ABS

503

Inner Joint

Driveshaft

Outer Joint

F12002

FI3442

F11140

Nuova 500 (Front)

A	B	C	D	F	H	Fig	N	O	P	Q	R	S	T	Fig
22	20	46.5	72	M22x1.5	74	2	22	19	36	67	-	61	-	-

kW	da: from:	a: to:	Cambio Gearbox	Telaio Chassis
1.2	44/51	10.07	----	-

A	B	C	D	F	H	Fig	N	O	P	Q	R	S	T	Fig
22	20	46.5	72	M22x1.5	74	2	22	19	36	67	-	61	-	-

651

Outer Joint

Driveshaft

Inner Joint

F11161

FI3451

F12030

Note : -

847

Inner Joint

Driveshaft

Outer Joint

F12030

FI3452

F11161



Sinistra / Left

Fiat

Destra / Right



Palio (Serie 178DX - Front)

A	B	C	D	F	H	Fig	N	O	P	Q	R	S	T	Fig
22	22	52	83	M22x1.5	90	1	22	20	36	72	-	61	-	-

kW	da: from:	a: to:	Cambio Gearbox	Telaio Chassis	
1.2	54	06.98	10.99	-	6238337->
1.6 16V	74	03.97	10.99	-	6238337->

A	B	C	D	F	H	Fig	N	O	P	Q	R	S	T	Fig
22	22	52	83	M22x1.5	90	1	22	20	36	72	-	61	-	-

581

Outer Joint	Driveshaft	Inner Joint
F11138 abs 44	F13409 abs 44	F12032

Note : -

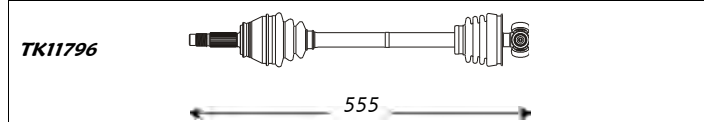
882

Inner Joint	Driveshaft	Outer Joint
F12032	F13410 abs 44	F11138 abs 44

A	B	C	D	F	H	Fig	N	O	P	Q	R	S	T	Fig
22	22	52	83	M22x1.5	90	1	-	-	-	-	-	-	-	5

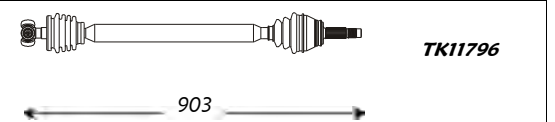
1.6 16V	74	03.97	--	-	-
1.7 TD	51	03.97	--	-	-

A	B	C	D	F	H	Fig	N	O	P	Q	R	S	T	Fig
22	22	52	83	M22x1.5	90	1	-	-	-	-	-	-	-	5



Outer Joint	Driveshaft	Inner Joint
F11137 F11138 abs 44	F13234 F13236 abs 44	

Note : -

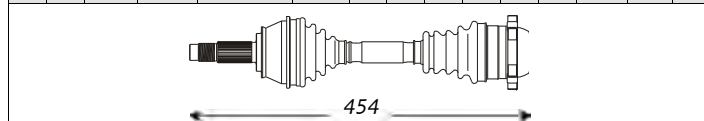


Inner Joint	Driveshaft	Outer Joint
	F13235 F13237 abs 44	F11137 F11138 abs 44

A	B	C	D	F	H	Fig	N	O	P	Q	R	S	T	Fig
25	24	51	84.5	M24x1.5	90	2	-	-	-	-	-	-	-	5


1.9 JTD	59	04.03	--	-	-
---------	----	-------	----	---	---

A	B	C	D	F	H	Fig	N	O	P	Q	R	S	T	Fig
25	24	51	84.5	M24x1.5	90	2	-	25	-	100	-	-	-	4



Outer Joint	Driveshaft	Inner Joint
F11148	F13383	

Note : -



Inner Joint	Driveshaft	Outer Joint
F12002	F13384	F11148

Panda (Serie 141A_ - Front)

A	B	C	D	F	H	Fig	N	O	P	Q	R	S	T	Fig
20	20	43.1	80	M20x1.5	90	1	-	-	-	-	-	-	-	-

0.65	22	02.80	--	-	-
------	----	-------	----	---	---

A	B	C	D	F	H	Fig	N	O	P	Q	R	S	T	Fig
20	20	43.1	80	M20x1.5	90	1	-	-	-	-	-	-	-	-

680

Outer Joint	Driveshaft	Inner Joint
F11006	F13057	

Note : -

680

Inner Joint	Driveshaft	Outer Joint
	F13057	F11006



Sinistra / Left

Fiat

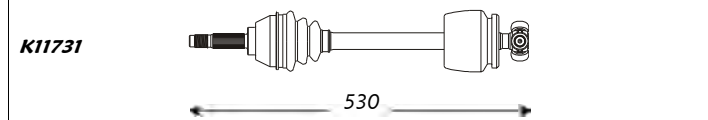
Destra / Right



Panda (Serie 141A_ - Front)

kW	da: from:	a: to:	Cambio Gearbox	Telaio Chassis
0.7	33	01.80	--	-
0.9	33	01.80	12.81	-

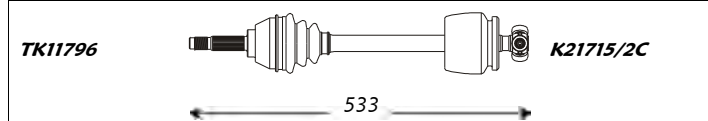
A	B	C	D	F	H	Fig	N	O	P	Q	R	S	T	Fig
20	20	43.1	80	M20x1.5	90	1	-	20	-	-	-	-	28	5



Outer Joint	Driveshaft	Inner Joint
F11006	FI3242	F17006

Note : -

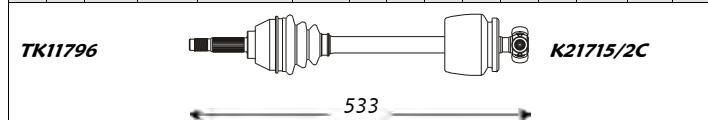
A	B	C	D	F	H	Fig	N	O	P	Q	R	S	T	Fig
20	20	43.1	80	M20x1.5	90	1	-	20	-	-	-	-	25.4	5



Outer Joint	Driveshaft	Inner Joint
F11006	FI3029	F17001

Note : -

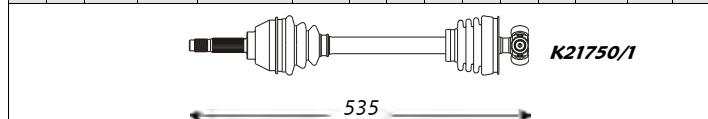
A	B	C	D	F	H	Fig	N	O	P	Q	R	S	T	Fig
20	20	43.1	80	M20x1.5	90	1	-	20	-	-	-	-	25.4	5



Outer Joint	Driveshaft	Inner Joint
F11004	FI3058	F17001

Note : -

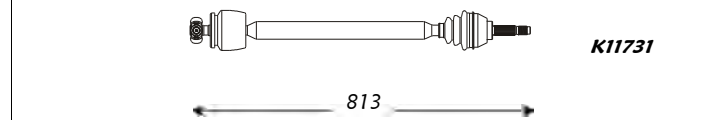
A	B	C	D	F	H	Fig	N	O	P	Q	R	S	T	Fig
20	20	43.1	80	M20x1.5	90	1	-	19	-	-	-	-	29.2	5



Outer Joint	Driveshaft	Inner Joint
F11004	FI3306	F17014


Note : -

A	B	C	D	F	H	Fig	N	O	P	Q	R	S	T	Fig
20	20	43.1	80	M20x1.5	90	1	-	20	-	-	-	-	28	5




Inner Joint	Driveshaft	Outer Joint
F17006	FI3243	F11006

A	B	C	D	F	H	Fig	N	O	P	Q	R	S	T	Fig
20	20	43.1	80	M20x1.5	90	1	-	20	-	-	-	-	25.4	5




Inner Joint	Driveshaft	Outer Joint
F17001	FI3030	F11006

A	B	C	D	F	H	Fig	N	O	P	Q	R	S	T	Fig
20	20	43.1	80	M20x1.5	90	1	-	20	-	-	-	-	25.4	5



Inner Joint	Driveshaft	Outer Joint
F17001	FI3059	F11004

A	B	C	D	F	H	Fig	N	O	P	Q	R	S	T	Fig
20	20	43.1	80	M20x1.5	90	1	-	19	-	-	-	-	29.2	5



Inner Joint	Driveshaft	Outer Joint
F17014	FI3307	F11004



Sinistra / Left

Fiat

Destra / Right



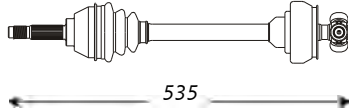
Panda (Serie 141A_ - Front)

A	B	C	D	F	H	Fig	N	O	P	Q	R	S	T	Fig
20	20	43.1	80	M20x1.5	90	1	-	19	-	-	-	-	29.2	5

kW	da:	a:	Cambio	Telaio
	from:	to:	Gearbox	Chassis
0.9	33	01.82	02.86	- -
1.0 4X4	35/37	01.82	02.86	- -

A	B	C	D	F	H	Fig	N	O	P	Q	R	S	T	Fig
20	20	43.1	80	M20x1.5	90	1	-	19	-	-	-	-	29.2	5

K11731



535

Outer Joint

Driveshaft

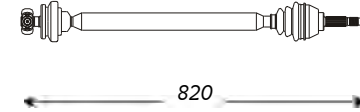
Inner Joint

F11006

F13020

F17014

Note : -



820

Inner Joint

Driveshaft

Outer Joint

F17014

F13021


F11006

A	B	C	D	F	H	Fig	N	O	P	Q	R	S	T	Fig
20	20	43.1	80	M20x1.5	90	1	23	20	41.8	69	-	-	-	-

kW	da:	a:	Cambio	Telaio
	from:	to:	Gearbox	Chassis
1.1 Aut.	37	01.91	06.94	- -

A	B	C	D	F	H	Fig	N	O	P	Q	R	S	T	Fig
20	20	43.1	80	M20x1.5	90	1	23	20	41.8	69	-	-	-	-

K11731



492

Outer Joint

Driveshaft

Inner Joint

F11006

F13240

F12027

Note : -



685

Inner Joint

Driveshaft

Outer Joint

F12027

F13241


F11006

Panda (Serie 169A_ - Front)

A	B	C	D	F	H	Fig	N	O	P	Q	R	S	T	Fig
22	20	46.5	72	M22x1.5	74	2	22	19	36	67	-	61	-	-

kW	da:	a:	Cambio	Telaio
	from:	to:	Gearbox	Chassis
1.1	40	09.03	----	- -
1.2	44	09.03	----	- -
1.2 Aut.	44	09.03	---	- -

A	B	C	D	F	H	Fig	N	O	P	Q	R	S	T	Fig
22	20	46.5	72	M22x1.5	74	2	22	19	36	67	-	61	-	-



632

Outer Joint

Driveshaft

Inner Joint

F11161

F13397

F12030

Note : -



828

Inner Joint

Driveshaft

Outer Joint

F12030


F13398

F11161

A	B	C	D	F	H	Fig	N	O	P	Q	R	S	T	Fig
25	22	51	79	M24x1.5	84	2	22		36	-	-	66	-	-

kW	da:	a:	Cambio	Telaio
	from:	to:	Gearbox	Chassis
1.2 4x4	44	10.04	----	- -

A	B	C	D	F	H	Fig	N	O	P	Q	R	S	T	Fig
25	22	51	79	M24x1.5	84	2	22		36	-	-	66	-	-



589

Outer Joint

Driveshaft

Inner Joint

F11159

F13388

Note : -



820

Inner Joint

Driveshaft

Outer Joint

F13389

F11159



Sinistra / Left

Fiat

Destra / Right



Panda (Serie 169A_ - Front)



														kW	da:	a:	Cambio	Telaio																	
														from:	to:	Gearbox	Chassis																		
A	B	C	D	F	H	Fig	N	O	P	Q	R	S	T	Fig						A	B	C	D	F	H	Fig	N	O	P	Q	R	S	T	Fig	
25	22	51	79	M24x1.5	84	2	22	20	36	72	-	61	-	-	1.2 Bipower	44	01.07	---	-	-	25	22	51	79	M24x1.5	84	2	22	20	36	72	-	61	-	-
														1.3 JTD	51	01.05	----	-	-																
← 593 →														← 829 →																					
Outer Joint				Driveshaft				Inner Joint						Inner Joint				Driveshaft				Outer Joint													
FI1165				FI3403				FI2032						FI2032				FI3404				FI1165													
Note: -																																			

Panda (Serie 169A_ - Rear)

														kW	da:	a:	Cambio	Telaio																	
														from:	to:	Gearbox	Chassis																		
A	B	C	D	F	H	Fig	N	O	P	Q	R	S	T	Fig						A	B	C	D	F	H	Fig	N	O	P	Q	R	S	T	Fig	
22	20	46.5	72	M22x1.5	74	2	22		36	-	-	62.5	-	-	1.2 4x4	44	10.04	----	-	-	22	20	46.5	72	M22x1.5	74	2	22		36	-	-	62.5	-	-
← 700 →														← 716 →																					
Outer Joint				Driveshaft				Inner Joint						Inner Joint				Driveshaft				Outer Joint													
FI1161				FI3405														FI3406				FI1161													
Note: -																																			

Punto I (Serie 176 - Front)

														kW	da:	a:	Cambio	Telaio																	
														from:	to:	Gearbox	Chassis																		
A	B	C	D	F	H	Fig	N	O	P	Q	R	S	T	Fig						A	B	C	D	F	H	Fig	N	O	P	Q	R	S	T	Fig	
22	20	46.5	80	M22x1.5	80	1	22	19	36	67	-	61	-	-	1.1	40	09.93	07.99	-	-	22	20	46.5	80	M22x1.5	80	1	22	19	36	67	-	61	-	-
														1.2	43/44/54	09.93	07.99	-	-																
														1.2 16V	63	09.93	07.99	-	-																
														1.6	65	09.93	07.99	-	-																
														1.7 D	42	09.93	07.99	-	-																
← 585 →														← 870 →																					
Outer Joint				Driveshaft				Inner Joint						Inner Joint				Driveshaft				Outer Joint													
FI1074 FI1099 abs 44				FI3154 FI3156 abs 44				FI2030						FI2030				FI3155 FI3157 abs 44				FI1074 FI1099 abs 44													
Note: -																																			





Sinistra / Left

Fiat

Destra / Right



Punto I (Serie 176 - Front)

kW	da:	a:	Cambio	Telaio
	from:	to:	Gearbox	Chassis

A	B	C	D	F	H	Fig	N	O	P	Q	R	S	T	Fig
22	20	46.5	80	M22x1.5	80	1	22	19	36	67	-	61	-	-

1.1 6Speed 40 09.93 07.99 6 Sp. -

TK11796



K21797

635

Outer Joint

Driveshaft

Inner Joint

F11074
F11099 abs 44

FI3180
FI3182 abs 44


F12030

Note : -

A	B	C	D	F	H	Fig	N	O	P	Q	R	S	T	Fig
22	20	46.5	80	M22x1.5	80	1	23	-	-	69	32.5	-	-	4

1.1 Aut. 40 09.93 07.99 - -
1.2 8V Aut. 43/54 09.93 07.99 - -
1.6 Aut. 65 09.93 07.99 - -

TK11796



508

Outer Joint

Driveshaft

Inner Joint

F11074
F11099 abs 44

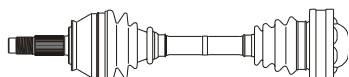
FI3337
FI3339 abs 44

Note : -

A	B	C	D	F	H	Fig	N	O	P	Q	R	S	T	Fig
25	25	52	90	M24x1.5	85	3	-	25	-	100	-	-	-	4

1.4 GT Turbo 98 09.93 07.99 - -
1.7 TD 51/52 09.93 06.96 - -

TK11797



K21792

479

Outer Joint

Driveshaft

Inner Joint

F11075
F11076 abs 44

FI3045
FI3084 abs 44

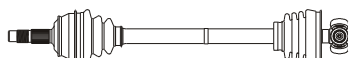
F12001

Note : -

A	B	C	D	F	H	Fig	N	O	P	Q	R	S	T	Fig
22	22	46.5	80	M22x1.5	80	1	-	-	-	-	-	-	-	-

1.7 TD 46 09.93 07.99 - -

K11060



570

Outer Joint

Driveshaft

Inner Joint

F11106
F11107 abs 44


FI3335
FI3333 abs 44

F17023

Note : -

A	B	C	D	F	H	Fig	N	O	P	Q	R	S	T	Fig
22	20	46.5	80	M22x1.5	80	1	22	19	36	67	-	61	29.2	5

K21797



TK11796

835

Inner Joint

Driveshaft

Outer Joint


F12030

FI3181
FI3183 abs 44

F11074
F11099 abs 44

A	B	C	D	F	H	Fig	N	O	P	Q	R	S	T	Fig
22	20	46.5	80	M22x1.5	80	1	23	-	-	69	32.5	-	-	4

TK11796



824

Inner Joint

Driveshaft

Outer Joint

F12030

FI3338
FI3340 abs 44

F11074
F11099 abs 44

A	B	C	D	F	H	Fig	N	O	P	Q	R	S	T	Fig
25	25	52	90	M24x1.5	85	3	-	25	-	100	-	-	-	4

K21792



TK11797

498

Inner Joint

Driveshaft

Outer Joint

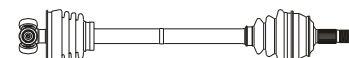
F12001

FI3046
FI3085 abs 44

F11075
F11076 abs 44

A	B	C	D	F	H	Fig	N	O	P	Q	R	S	T	Fig
22	22	46.5	80	M22x1.5	80	1	-	-	-	-	-	-	-	-

K11060



K11060

Inner Joint

Driveshaft

Outer Joint

F11106

FI3336
FI3334 abs 44

F11106
F11107 abs 44



Sinistra / Left

Fiat

Destra / Right



Punto I (Serie 176 - Front)

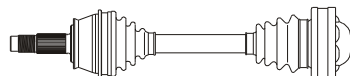
A	B	C	D	F	H	Fig	N	O	P	Q	R	S	T	Fig
25	22	52	81	M24x1.5	90	1	-	25	-	100	-	-	-	-

1.7 TD

kW da: a: Cambio Telaio
from: to: Gearbox Chassis

51/52 07.96 07.99 - -

K11060



K21792

480

Outer Joint

Driveshaft

Inner Joint

F11109
F11110 abs 44

F13321
F13319 abs 44

F12002

Note : -

Punto II (Serie 188 - Front)

A	B	C	D	F	H	Fig	N	O	P	Q	R	S	T	Fig
22	21	51	75	M22x1.5	90	2	22	20	36	72	-	61	-	-

1.2 16V

kW da: a: Cambio Telaio
from: to: Gearbox Chassis

59 09.99 -- -- - -

1.2 8V

44 09.99 -- -- - -

1.2 8V Bz/Met

44 09.99 -- -- - -



611

Outer Joint

Driveshaft

Inner Joint

F11139

F13361

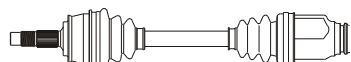
F12032

Note : Active Sensor ABS

A	B	C	D	F	H	Fig	N	O	P	Q	R	S	T	Fig
22	21	51	75	M22x1.5	90	2	-	-	-	-	-	-	-	-

1.2 16V Aut.

59 09.99 -- -- - -



511

Outer Joint

Driveshaft

Inner Joint

F11139

F13363

Note : Active Sensor ABS

A	B	C	D	F	H	Fig	N	O	P	Q	R	S	T	Fig
25	25	51	90	M24x1.5	85	1	-	-	71.5	100	-	-	39.3	5

1.3 JTD

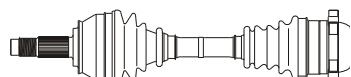
51 06.03 ---- - ->0822487

1.8 16V

96 09.99 -- -- - -

1.9 JTD

59/63 09.99 -- -- - -



460

Outer Joint

Driveshaft

Inner Joint

F11140

F13277

Note : Active Sensor ABS

A	B	C	D	F	H	Fig	N	O	P	Q	R	S	T	Fig
25	22	52	81	M24x1.5	90	1	-	25	-	100	-	-	-	-

K21792



K11060

498

Inner Joint

Driveshaft

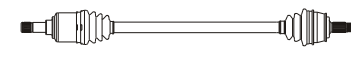
Outer Joint

F12002

F13322
F13320 abs 44

F11109
F11110 abs 44

A	B	C	D	F	H	Fig	N	O	P	Q	R	S	T	Fig
22	21	51	75	M22x1.5	90	2	22	20	36	72	-	61	-	-



840

Inner Joint

Driveshaft

Outer Joint

F12032

F13362

F11139

A	B	C	D	F	H	Fig	N	O	P	Q	R	S	T	Fig
22	21	51	75	M22x1.5	90	2	23	-	-	72.5	-	-	30.4	5



815

Inner Joint

Driveshaft

Outer Joint

F11139

F13364

F11139

A	B	C	D	F	H	Fig	N	O	P	Q	R	S	T	Fig
25	25	51	90	M24x1.5	85	1	-	25	-	100	-	-	-	-



497

Inner Joint

Driveshaft

Outer Joint

F12002

F13387

F11140



Sinistra / Left

Fiat

Destra / Right



Punto II (Serie 188 - Front)

kW	da:	a:	Cambio	Telaio
	from:	to:	Gearbox	Chassis

A	B	C	D	F	H	Fig	N	O	P	Q	R	S	T	Fig
25	23	51	82	M24x1.5	85	2	24		30	-	-	68	-	-

1.3 JTD	51	06.03	----	-	0822488->
---------	----	-------	------	---	-----------

A	B	C	D	F	H	Fig	N	O	P	Q	R	S	T	Fig
25	23	51	82	M24x1.5	85	2	24		30	-	-	380	-	-

559

Outer Joint	Driveshaft	Inner Joint
F11163	F13436	

Note : Active Sensor ABS

876

Inner Joint	Driveshaft	Outer Joint
	F13437	F11163

A	B	C	D	F	H	Fig	N	O	P	Q	R	S	T	Fig
22	21	51	75	M22x1.5	90	2	-	21	-	-	-	-	32	-

1.9 D	44	09.99	---	-	-
-------	----	-------	-----	---	---

A	B	C	D	F	H	Fig	N	O	P	Q	R	S	T	Fig
22	21	51	75	M22x1.5	90	2	-	21	-	-	-	-	32	-

566

Outer Joint	Driveshaft	Inner Joint
F11139	F13365	F17029

Note : Active Sensor ABS

880

Inner Joint	Driveshaft	Outer Joint
F17029	F13366	F11139

A	B	C	D	F	H	Fig	N	O	P	Q	R	S	T	Fig
25	24	51	84,5	M24x1.5	-	2	34		-	-	-	-	-	-

1.9 JTD	74	06.03	----	-	-
---------	----	-------	------	---	---

A	B	C	D	F	H	Fig	N	O	P	Q	R	S	T	Fig
25	24	51	84,5	M24x1.5	-	2	34		-	-	-	-	-	-

587

Outer Joint	Driveshaft	Inner Joint
F11179	F13438	

Note : Active Sensor ABS

849

Inner Joint	Driveshaft	Outer Joint
	F13439	F11179

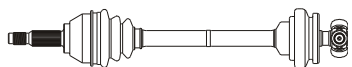
Regata (Serie 138 - Front)

kW	da:	a:	Cambio	Telaio
	from:	to:	Gearbox	Chassis

A	B	C	D	F	H	Fig	N	O	P	Q	R	S	T	Fig
22	20	48.1	80	M20x1.5	90	1	-	20	-	-	-	-	32	5

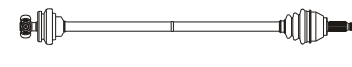
1.3	48/50	07.85	06.90	-	-
1.5	60	07.85	06.90	-	-
1.7 D	44	07.85	06.90	-	-

A	B	C	D	F	H	Fig	N	O	P	Q	R	S	T	Fig
22	20	48.1	80	M20x1.5	90	1	-	20	-	-	-	-	32	5

TK11796		k21750/1
558		

Outer Joint	Driveshaft	Inner Joint
F11008	F13068	F17022

Note : -

k21750/1		TK11796
927		

Inner Joint	Driveshaft	Outer Joint
F17022	F13069	F11008



Sinistra / Left

Fiat

Destra / Right

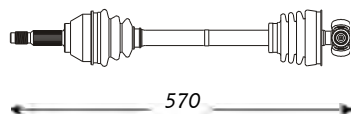



Regata (Serie 138 - Front)

A	B	C	D	F	H	Fig	N	O	P	Q	R	S	T	Fig
22	20	48.1	80	M20x1.5	90	1	-	20	-	-	-	-	32	5

kW	da: from:	a: to:	Cambio Gearbox	Telaio Chassis	
1.5	55	09.83	06.90	-	-
1.6	58/60	09.83	06.90	-	-
1.6	74	09.83	06.90	-	-
1.9 D	48	07.84	06.90	-	-

A	B	C	D	F	H	Fig	N	O	P	Q	R	S	T	Fig
22	20	48.1	80	M20x1.5	90	1	-	20	-	-	-	-	32	5



570

935

Outer Joint	Driveshaft	Inner Joint
F11008	F13066	F17022

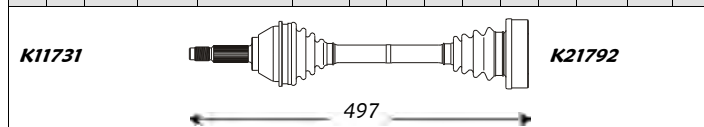
Inner Joint	Driveshaft	Outer Joint
F17022	F13067	F11008

Note: -

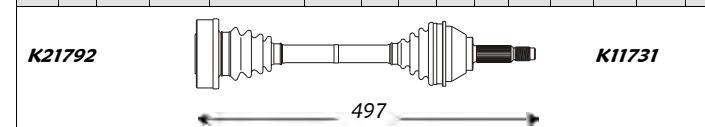
A	B	C	D	F	H	Fig	N	O	P	Q	R	S	T	Fig
22	25	48.1	85	M20x1.5	93	3	-	25	-	100	-	-	-	4

1.6	59	10.86	06.90	-	-
1.9 D	59	10.86	06.90	-	-

A	B	C	D	F	H	Fig	N	O	P	Q	R	S	T	Fig
22	25	48.1	85	M20x1.5	93	3	-	25	-	100	-	-	-	4



497



497

Outer Joint	Driveshaft	Inner Joint
F11012	F13013	F12001

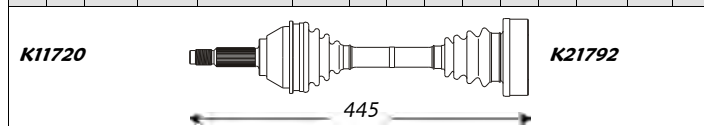
Inner Joint	Driveshaft	Outer Joint
F12001	F13013	F11012

Note: -

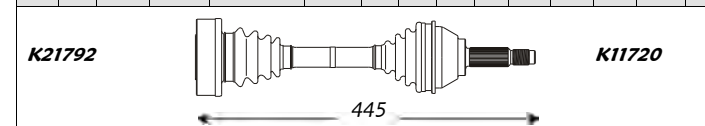
A	B	C	D	F	H	Fig	N	O	P	Q	R	S	T	Fig
22	25	48.1	85	M20x1.5	93	3	-	25	-	100	-	-	-	4

1.9 TD	59	01.88	--	-	-
--------	----	-------	----	---	---

A	B	C	D	F	H	Fig	N	O	P	Q	R	S	T	Fig
22	25	48.1	85	M20x1.5	93	3	-	25	-	100	-	-	-	4



445



445

Outer Joint	Driveshaft	Inner Joint
F11012	F13271	F12001

Inner Joint	Driveshaft	Outer Joint
F12001	F13271	F11012

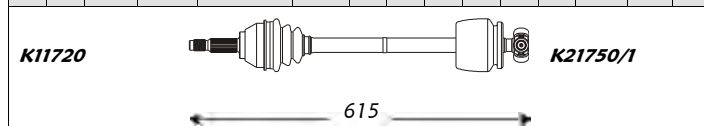
Note: -

Ritmo (Serie 138A - Front)


A	B	C	D	F	H	Fig	N	O	P	Q	R	S	T	Fig
22	20	48.1	80	M20x1.5	90	1	-	20	-	-	-	-	28	5

kW	da: from:	a: to:	Cambio Gearbox	Telaio Chassis	
1.1	40	01.78	02.82	-	-
1.3	50	01.78	02.82	-	-

A	B	C	D	F	H	Fig	N	O	P	Q	R	S	T	Fig
22	20	48.1	80	M20x1.5	90	1	-	20	-	-	-	-	28	5



615



877

Outer Joint	Driveshaft	Inner Joint
F11008	F13072	F17006

Inner Joint	Driveshaft	Outer Joint
F17006	F13073	F11008

Note: -



Sinistra / Left

Fiat

Destra / Right




Ritmo (Serie 138A - Front)

kW	da:	a:	Cambio	Telaio
	from:	to:	Gearbox	Chassis

A	B	C	D	F	H	Fig	N	O	P	Q	R	S	T	Fig
22	20	48.1	80	M20x1.5	90	1	-	20	-	-	-	-	32	5

1.1	40	03.82	01.87	-	-
1.3	48/50	03.82	01.87	-	-

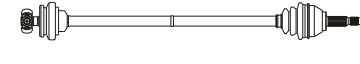
A	B	C	D	F	H	Fig	N	O	P	Q	R	S	T	Fig
22	20	48.1	80	M20x1.5	90	1	-	20	-	-	-	-	32	5

K11720  **K21750/1**

615

Outer Joint	Driveshaft	Inner Joint
F11008	F13064	F17022

Note: -

K21750/1  **K11720**

878

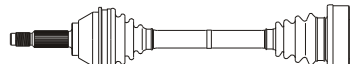
Inner Joint	Driveshaft	Outer Joint
F17022	F13065	F11008

Note: -

A	B	C	D	F	H	Fig	N	O	P	Q	R	S	T	Fig
22	25	48.1	85	M20x1.5	93	3	-	25	-	100	-	-	-	4

1.3	44	07.80	02.82	-	-
1.3 Aut.	44	07.78	02.82	-	-
1.5 ie	55	07.80	02.82	-	-
1.5 ie Aut.	55	07.78	02.82	-	-


A	B	C	D	F	H	Fig	N	O	P	Q	R	S	T	Fig
22	25	48.1	85	M20x1.5	93	3	-	25	-	100	-	-	-	4

K11720  **K21792**

505

Outer Joint	Driveshaft	Inner Joint
F11012	F13001	F12001

Note: -

K21792  **K11720**

524


Inner Joint	Driveshaft	Outer Joint
F12001	F13002	F11012

Note: -

A	B	C	D	F	H	Fig	N	O	P	Q	R	S	T	Fig
22	20	48.1	80	M20x1.5	90	1	-	20	-	-	-	-	32	5

1.5	58/63	07.80	--	-	-
1.7 D	40/44	09.82	--	-	-

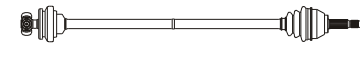
A	B	C	D	F	H	Fig	N	O	P	Q	R	S	T	Fig
22	20	48.1	80	M20x1.5	90	1	-	20	-	-	-	-	32	5

TK11796  **k21750/1**

558

Outer Joint	Driveshaft	Inner Joint
F11008	F13068	F17022

Note: -

k21750/1  **TK11796**

927


Inner Joint	Driveshaft	Outer Joint
F17022	F13069	F11008

Note: -

A	B	C	D	F	H	Fig	N	O	P	Q	R	S	T	Fig
22	25	48.1	85	M20x1.5	93	3	-	33	-	94	-	-	-	4

1.5 Aut.	58	07.80	--	-	-
----------	----	-------	----	---	---

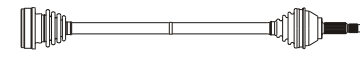
A	B	C	D	F	H	Fig	N	O	P	Q	R	S	T	Fig
22	25	48.1	85	M20x1.5	93	3	-	33	-	94	-	-	-	4

K11720  **K11720**

540

Outer Joint	Driveshaft	Inner Joint
F11012	F13246	F12026

Note: -

K11720  **K11720**

790

Inner Joint	Driveshaft	Outer Joint
F12026	F13247	F11012

Note: -



Sinistra / Left

Fiat

Destra / Right



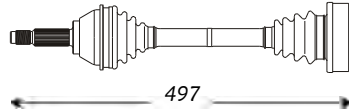
Ritmo (Serie 138A - Front)

kW	da:	a:	Cambio	Telaio
	from:	to:	Gearbox	Chassis

A	B	C	D	F	H	Fig	N	O	P	Q	R	S	T	Fig
22	25	48.1	85	M20x1.5	93	3	-	25	-	100	-	-	-	4

1.6	66/77	05.81	01.87	-	-
1.9 D	66/77	05.81	01.87	-	-

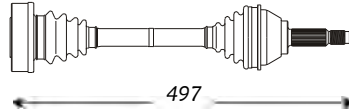
A	B	C	D	F	H	Fig	N	O	P	Q	R	S	T	Fig
22	25	48.1	85	M20x1.5	93	3	-	25	-	100	-	-	-	4

K11731  **K21792**

497

Outer Joint	Driveshaft	Inner Joint
F11012	F13013	F12001

Note : -

K21792  **K11731**

497

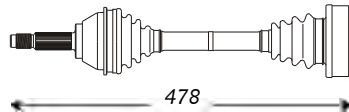
Inner Joint	Driveshaft	Outer Joint
F12001	F13013	F11012

Note : -

A	B	C	D	F	H	Fig	N	O	P	Q	R	S	T	Fig
22	25	48.1	85	M20x1.5	93	3	-	25	-	100	-	-	-	4

1.6 ie	66/74	01.85	--	-	-
--------	-------	-------	----	---	---

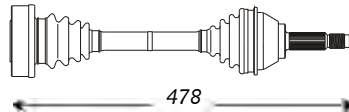
A	B	C	D	F	H	Fig	N	O	P	Q	R	S	T	Fig
22	25	48.1	85	M20x1.5	93	3	-	25	-	100	-	-	-	4

K11720  **K21792**

478

Outer Joint	Driveshaft	Inner Joint
F11012	F13274	F12001

Note : -

K21792  **K11720**

478

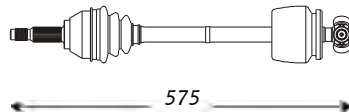
Inner Joint	Driveshaft	Outer Joint
F12001	F13274	F11012

Note : -

A	B	C	D	F	H	Fig	N	O	P	Q	R	S	T	Fig
22	20	48.1	80	M20x1.5	90	1	-	20	-	-	-	-	28	5

1.7 D	40/44	10.79	08.82	-	-
-------	-------	-------	-------	---	---

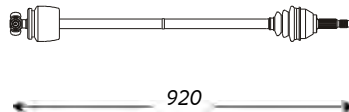
A	B	C	D	F	H	Fig	N	O	P	Q	R	S	T	Fig
22	20	48.1	80	M20x1.5	90	1	-	20	-	-	-	-	28	5

K11720  **K21750/1**

575

Outer Joint	Driveshaft	Inner Joint
F11008	F13077	F17006

Note : -

K21750/1  **K11720**

920

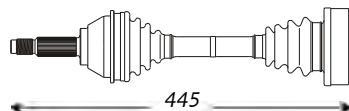
Inner Joint	Driveshaft	Outer Joint
F17006	F13078	F11008

Note : -

A	B	C	D	F	H	Fig	N	O	P	Q	R	S	T	Fig
22	25	48.1	85	M20x1.5	93	3	-	25	-	100	-	-	-	4

1.9 TD	59	01.88	--	-	-
--------	----	-------	----	---	---

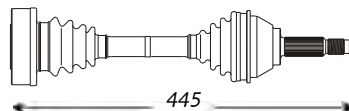
A	B	C	D	F	H	Fig	N	O	P	Q	R	S	T	Fig
22	25	48.1	85	M20x1.5	93	3	-	25	-	100	-	-	-	4

K11720  **K21792**

445

Outer Joint	Driveshaft	Inner Joint
F11012	F13271	F12001

Note : -

K21792  **K11720**

445

Inner Joint	Driveshaft	Outer Joint
F12001	F13271	F11012

Note : -



Sinistra / Left

Fiat

Destra / Right

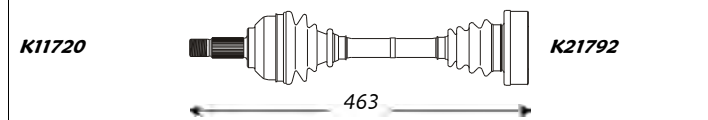


Ritmo (Serie 138A - Front)

A	B	C	D	F	H	Fig	N	O	P	Q	R	S	T	Fig
25	25	54.5	90	M24x1.5	78	3	-	25	-	100	-	-	-	4

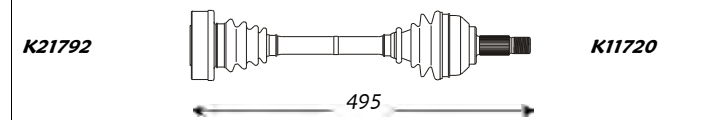
kW	da:	a:	Cambio	Telaio
	from:	to:	Gearbox	Chassis
2.0	92/96	09.81	01.87	- -

A	B	C	D	F	H	Fig	N	O	P	Q	R	S	T	Fig
25	25	54.5	90	M24x1.5	78	3	-	25	-	100	-	-	-	4



Outer Joint	Driveshaft	Inner Joint
F11052	F13075	F12001

Note : -



Inner Joint	Driveshaft	Outer Joint
F12001	F13076	F11052

Seicento (Serie 187 - Front)

A	B	C	D	F	H	Fig	N	O	P	Q	R	S	T	Fig
22	20	71.4	-	-	-	-	-	19	-	-	-	-	-	-

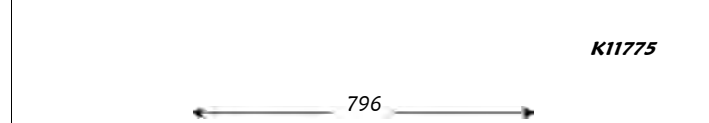
kW	da:	a:	Cambio	Telaio
	from:	to:	Gearbox	Chassis
0.9	29	01.98	--	- 0047304->
1.1	40	01.98	--	157 -

A	B	C	D	F	H	Fig	N	O	P	Q	R	S	T	Fig
22	20	71.4	-	-	-	-	-	19	-	-	-	-	-	-



Outer Joint	Driveshaft	Inner Joint
F11144	F13301	F17014

Note : -

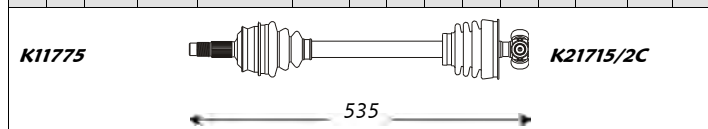


Inner Joint	Driveshaft	Outer Joint
F17014	F13302	F11144

A	B	C	D	F	H	Fig	N	O	P	Q	R	S	T	Fig
22	20	46.5	72	M22x1.5	74	1	-	19	-	-	-	-	29.2	5


0.9 Spi	29	01.98	--	- ->0047303
---------	----	-------	----	-------------

A	B	C	D	F	H	Fig	N	O	P	Q	R	S	T	Fig
22	20	46.5	72	M22x1.5	74	1	-	19	-	-	-	-	29.2	5



Outer Joint	Driveshaft	Inner Joint
F11067	F13126	F17014

Note : -

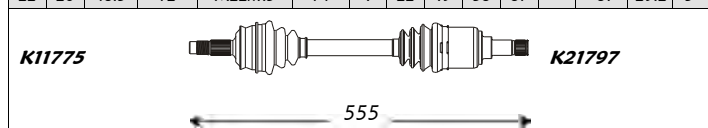


Inner Joint	Driveshaft	Outer Joint
F17014	F13127	F11067

A	B	C	D	F	H	Fig	N	O	P	Q	R	S	T	Fig
22	20	46.5	72	M22x1.5	74	1	22	19	36	67	-	61	29.2	5


1.1	40	01.98	--	- ->0047303
-----	----	-------	----	-------------

A	B	C	D	F	H	Fig	N	O	P	Q	R	S	T	Fig
22	20	46.5	72	M22x1.5	74	1	22	19	36	67	-	61	29.2	5



Outer Joint	Driveshaft	Inner Joint
F11067	F13128	F12030

Note : -



Inner Joint	Driveshaft	Outer Joint
F12030	F13129	F11067



Sinistra / Left

Fiat

Destra / Right



Seicento (Serie 187 - Front)

A	B	C	D	F	H	Fig	N	O	P	Q	R	S	T	Fig
22	20	71.4	-	-	-	-	22	19	36	67	-	61	-	-

kW	da: from:	a: to:	Cambio Gearbox	Telaio Chassis
40	01.98	--	-	0047304->

A	B	C	D	F	H	Fig	N	O	P	Q	R	S	T	Fig
22	20	71.4	-	-	-	-	22	19	36	67	-	61	-	-

K11775



553

Outer Joint

Driveshaft

Inner Joint

F11144

F13299


F12030

Note : -

A	B	C	D	F	H	Fig	N	O	P	Q	R	S	T	Fig
20	20	43	71.8	M20x1.5	93	1	-	-	-	-	-	-	-	-

kW	da: from:	a: to:	Cambio Gearbox	Telaio Chassis
30	01.98	--	-	-

A	B	C	D	F	H	Fig	N	O	P	Q	R	S	T	Fig
20	20	43	71.8	M20x1.5	93	1	-	-	-	-	-	-	-	-



593

Outer Joint

Driveshaft

Inner Joint

F11143

F13303

Note : -



774

Inner Joint

Driveshaft

Outer Joint

F12030

F13300

F11144

Stilo (Serie 192 - Front)

A	B	C	D	F	H	Fig	N	O	P	Q	R	S	T	Fig
22	21	51	75	M22x1.5	90	2	22	20	36	72	-	61	-	-

kW	da: from:	a: to:	Cambio Gearbox	Telaio Chassis
59	02.02	--	-	-

A	B	C	D	F	H	Fig	N	O	P	Q	R	S	T	Fig
22	21	51	75	M22x1.5	90	2	22	20	36	72	-	61	-	-

TK11798



656

Outer Joint

Driveshaft

Inner Joint

F11139

F13289


F12032

Note : Active Sensor ABS

A	B	C	D	F	H	Fig	N	O	P	Q	R	S	T	Fig
25	22	51	79	M24x1.5	84	2	22	20	36	72	-	61	-	-

kW	da: from:	a: to:	Cambio Gearbox	Telaio Chassis
66/70	01.04	----	-	-

A	B	C	D	F	H	Fig	N	O	P	Q	R	S	T	Fig
25	22	51	79	M24x1.5	84	2	22	20	36	72	-	61	-	-



655

Outer Joint

Driveshaft

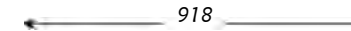
Inner Joint

F11146

F13390

F12032

Note : Active Sensor ABS



918

Inner Joint

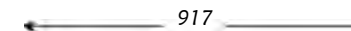
Driveshaft

Outer Joint

F12032

F13290

F11139



917

Inner Joint

Driveshaft

Outer Joint

F12032

F13391

F11146



Sinistra / Left

Fiat

Destra / Right



Stilo (Serie 192 - Front)


kW	da:	a:	Cambio	Telaio
	from:	to:	Gearbox	Chassis

A	B	C	D	F	H	Fig	N	O	P	Q	R	S	T	Fig
25	22	51	79	M24x1.5	84	2	22	20	36	72	-	61	32	5

1.6 16V	76	10.01	---	-	-
---------	----	-------	-----	---	---

A	B	C	D	F	H	Fig	N	O	P	Q	R	S	T	Fig
25	22	51	79	M24x1.5	84	2	22	20	36	72	-	61	32	5


TK11798



Outer Joint	Driveshaft	Inner Joint
F11146	FI3297	F12032

Note : Active Sensor ABS

TK11798




Inner Joint	Driveshaft	Outer Joint
F12032	FI3298	F11146

A	B	C	D	F	H	Fig	N	O	P	Q	R	S	T	Fig
25	25	59	89	M24x1.5	84	1	-	-	-	100	-	-	-	-

1.8 16V	98	10.01	---	-	-
1.9 JTD	59/74	02.02	---	-	-

A	B	C	D	F	H	Fig	N	O	P	Q	R	S	T	Fig
25	25	59	89	M24x1.5	84	1	-	-	-	100	-	-	-	-


TK11757



Outer Joint	Driveshaft	Inner Joint
F11147	FI3295	

Note : Active Sensor ABS

TK11757





Inner Joint	Driveshaft	Outer Joint
	FI3296	F11147

A	B	C	D	F	H	Fig	N	O	P	Q	R	S	T	Fig
25	26	51	91	M24x1.5	-	2	34	-	35	85.7	-	56.5	43.2	5

1.9 JTD	85	10.01	---	-	->0279622
---------	----	-------	-----	---	-----------

A	B	C	D	F	H	Fig	N	O	P	Q	R	S	T	Fig
25	26	51	91	M24x1.5	-	2	34	-	35	85.7	-	411	43.2	5


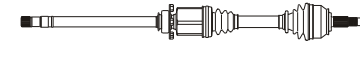
TK11752



Outer Joint	Driveshaft	Inner Joint
F11150	FI3291	

Note : Active Sensor ABS

TK11752



Inner Joint	Driveshaft	Outer Joint
	FI3292	F11150

A	B	C	D	F	H	Fig	N	O	P	Q	R	S	T	Fig
25	24	51	84.5	M24x1.5	85	2	34	-	35	-	-	56.5	-	5


1.9 JTD	85	10.01	----	-	0279623->
1.9 JTD	88	09.05	----	-	->653437

A	B	C	D	F	H	Fig	N	O	P	Q	R	S	T	Fig
25	24	51	84.5	M24x1.5	85	2	34	-	35	82	-	411	-	5



Outer Joint	Driveshaft	Inner Joint
F11162	FI3399	

Note : Active Sensor ABS



Inner Joint	Driveshaft	Outer Joint
	FI3400	F11162



Sinistra / Left

Fiat

Destra / Right

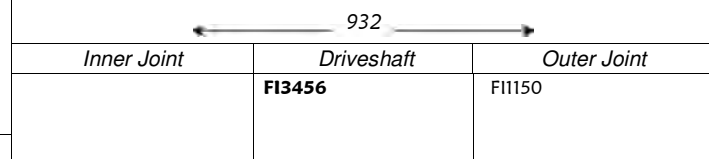
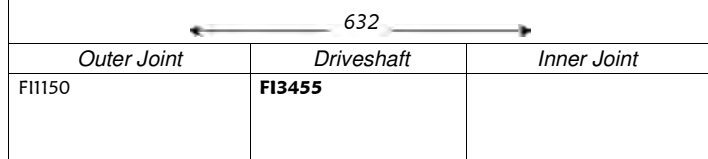


Stilo (Serie 192 - Front)

A	B	C	D	F	H	Fig	N	O	P	Q	R	S	T	Fig
25	26	51	91	M24x1.5	-	2	25		32	-	-	75	-	-

kW	da:	a:	Cambio	Telaio	
from:	to:	to:	Gearbox	Chassis	
1.9 JTD	88	09.05	----	-	653438->

A	B	C	D	F	H	Fig	N	O	P	Q	R	S	T	Fig
25	26	51	91	M24x1.5	-	2	25		30	-	-	377	-	-

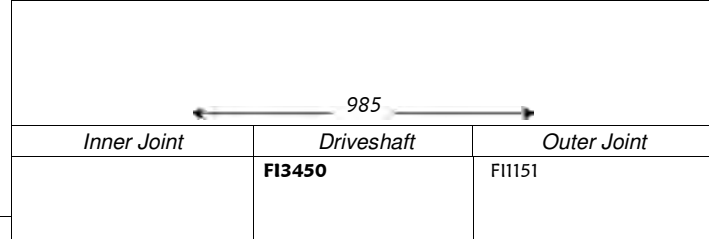
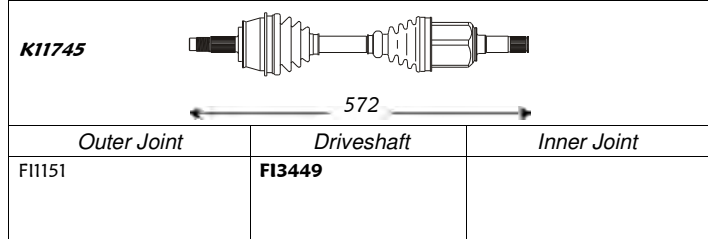


Note : Active Sensor ABS

A	B	C	D	F	H	Fig	N	O	P	Q	R	S	T	Fig
25	26	59	91	M24x1.5	84	2	25		32	86	37	75	43,2	5

kW	da:	a:	Cambio	Telaio	
from:	to:	to:	Gearbox	Chassis	
2.4 20v Selespeed	125	10.01	----	-	-

A	B	C	D	F	H	Fig	N	O	P	Q	R	S	T	Fig
25	26	59	91	M24x1.5	84	2	25		30	-	-	404	-	-



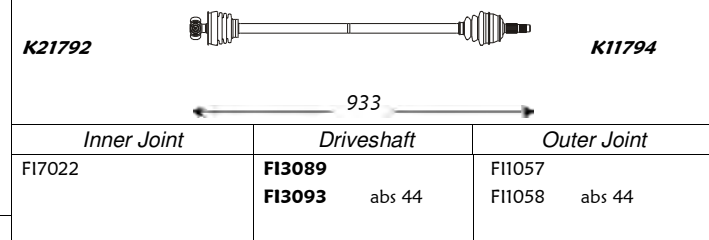
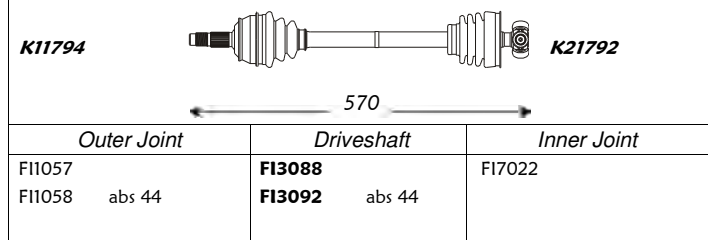
Note : Active Sensor ABS

Tempra (Serie 159 - Front)

A	B	C	D	F	H	Fig	N	O	P	Q	R	S	T	Fig	
22	20	46.5	80	M22x1.5	75	1	-	20	-	-	-	-	-	32	5

kW	da:	a:	Cambio	Telaio	
from:	to:	to:	Gearbox	Chassis	
1.4	57	05.90	--..	-	-
1.6	63	05.90	--..	-	-
1.9 D	48	09.90	--..	-	-

A	B	C	D	F	H	Fig	N	O	P	Q	R	S	T	Fig	
22	20	46.5	80	M22x1.5	75	1	-	20	-	-	-	-	-	32	5

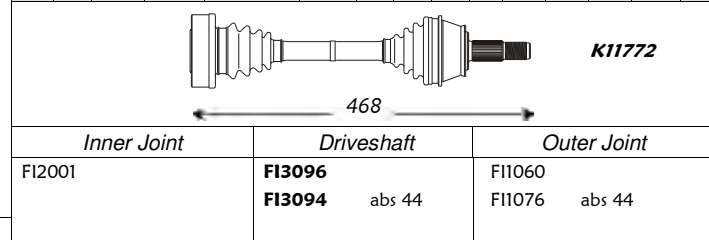
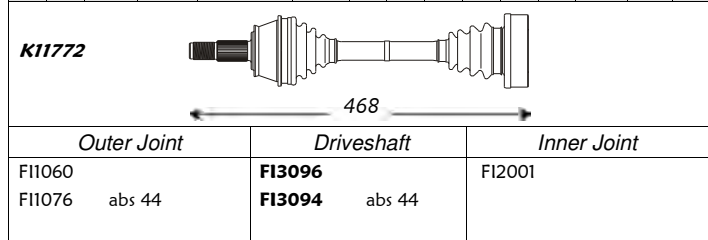


Note : -

A	B	C	D	F	H	Fig	N	O	P	Q	R	S	T	Fig
25	25	52	85	M24x1.5	84	3	-	25	-	100	-	-	-	4

kW	da:	a:	Cambio	Telaio	
from:	to:	to:	Gearbox	Chassis	
1.6 ie	55/57	04.93	--..	-	-
1.9 TD	59/66	05.90	--..	-	-

A	B	C	D	F	H	Fig	N	O	P	Q	R	S	T	Fig
25	25	52	85	M24x1.5	84	3	-	25	-	100	-	-	-	4



Note : -



Sinistra / Left

Fiat

Destra / Right

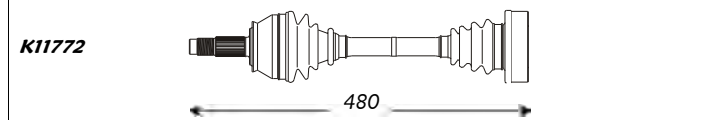


Tempra (Serie 159 - Front)

A	B	C	D	F	H	Fig	N	O	P	Q	R	S	T	Fig
25	25	52	90	M24x1.5	85	3	-	25	-	100	-	-	-	-

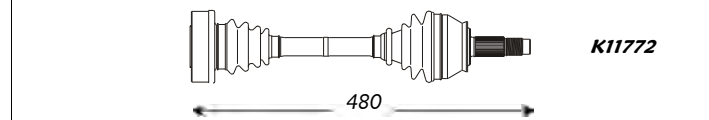
kW	da: from:	a: to:	Cambio Gearbox	Telaio Chassis
1.8 ie	74/77	04.93	--	-
2.0 ie	83	05.90	--	-

A	B	C	D	F	H	Fig	N	O	P	Q	R	S	T	Fig
25	25	52	90	M24x1.5	85	3	-	25	-	100	-	-	-	-



Outer Joint	Driveshaft	Inner Joint
F11075 F11154 abs 90	F13098 F13275 abs 90	F12001

Note : -



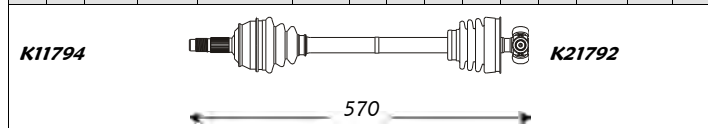
Inner Joint	Driveshaft	Outer Joint
F12001	F13098 F13275 abs 90	F11075 F11154 abs 90

Tipo (Serie 160 - Front)

A	B	C	D	F	H	Fig	N	O	P	Q	R	S	T	Fig
22	20	46.5	80	M22x1.5	75	1	-	20	-	-	-	-	32	5


kW	da: from:	a: to:	Cambio Gearbox	Telaio Chassis
1.1	41	05.88	--	-
1.4	52	05.88	--	-
1.4 Aut.	51	05.88	--	-
1.6	60	05.88	--	-
1.6 i	57/66	05.88	--	-
1.6 Selecta	66	05.88	--	-
1.7 D	42	05.88	--	-
1.9 D	48	05.88	--	-

A	B	C	D	F	H	Fig	N	O	P	Q	R	S	T	Fig
22	20	46.5	80	M22x1.5	75	1	-	20	-	-	-	-	32	5



Outer Joint	Driveshaft	Inner Joint
F11057 F11058 abs 44	F13088 F13092 abs 44	F17022

Note : -

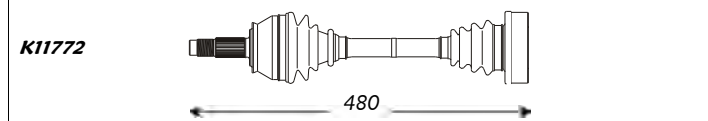


Inner Joint	Driveshaft	Outer Joint
F17022	F13089 F13093 abs 44	F11057 F11058 abs 44

A	B	C	D	F	H	Fig	N	O	P	Q	R	S	T	Fig
25	25	52	90	M24x1.5	85	3	-	25	-	100	-	-	-	-

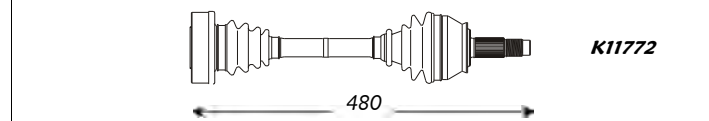
1.8 ie	74/100	03.90	--	-
2.0 ie	80/83	05.88	--	-

A	B	C	D	F	H	Fig	N	O	P	Q	R	S	T	Fig
25	25	52	90	M24x1.5	85	3	-	25	-	100	-	-	-	-



Outer Joint	Driveshaft	Inner Joint
F11075 F11076 abs 44 F11154 abs 90	F13098 F13094 abs 44 F13275 abs 90	F12001

Note : -

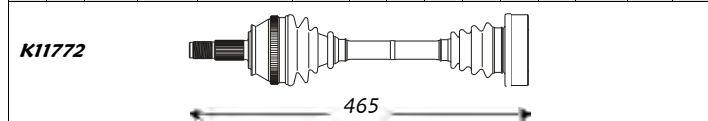


Inner Joint	Driveshaft	Outer Joint
F12001	F13098 F13094 abs 44 F13275 abs 90	F11075 F11076 abs 44 F11154 abs 90

A	B	C	D	F	H	Fig	N	O	P	Q	R	S	T	Fig
25	25	52	90	M24x1.5	84	3	-	25	-	100	-	-	-	4

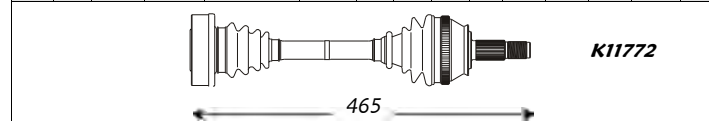
1.8 ie 16V	100	01.91	--	-
1.8 ie GT	74	03.90	--	-

A	B	C	D	F	H	Fig	N	O	P	Q	R	S	T	Fig
25	25	52	90	M24x1.5	84	3	-	25	-	100	-	-	-	4



Outer Joint	Driveshaft	Inner Joint
F11154 abs 90	F13275 abs 90	F12001

Note : -



Inner Joint	Driveshaft	Outer Joint
F12001	F13275 abs 90	F11154 abs 90



Sinistra / Left

Fiat

Destra / Right



Tipo (Serie 160 - Front)

A	B	C	D	F	H	Fig	N	O	P	Q	R	S	T	Fig
25	25	52	85	M24x1.5	84	3	-	25	-	100	-	-	-	4

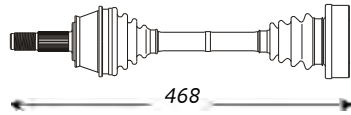
1.9 TD

kW da: a: Cambio Telaio
from: to: Gearbox Chassis

66/68 05.88 --- - -

A	B	C	D	F	H	Fig	N	O	P	Q	R	S	T	Fig
25	25	52	85	M24x1.5	84	3	-	25	-	100	-	-	-	4

K11772



468

Outer Joint

Driveshaft

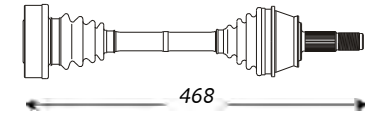
Inner Joint

F11060

F13096

F12001

Note: -



468

K11772

Inner Joint

Driveshaft

Outer Joint

F12001

F13096

F11060

Ulysse (Serie 179AX - Front)

A	B	C	D	F	H	Fig	N	O	P	Q	R	S	T	Fig
27	28	58	92	M24x1.4	-	2	37	-	40	-	-	68.5	-	-

2.0 JTD

kW da: a: Cambio Telaio
from: to: Gearbox Chassis

79/80 10.02 ---- - -

A	B	C	D	F	H	Fig	N	O	P	Q	R	S	T	Fig
27	28	58	92	M24x1.4	-	2	37	-	32	-	-	369	-	-

647

Outer Joint

Driveshaft

Inner Joint

F11173

F13432

Note: -

965

Inner Joint

Driveshaft

Outer Joint

F13433

F11173

Ulysse (Serie 220 - Front)

A	B	C	D	F	H	Fig	N	O	P	Q	R	S	T	Fig
27	34	59	90	M24x1.5	82	3	24	-	40	81	27	62	33	5

1.8

kW da: a: Cambio Telaio
from: to: Gearbox Chassis

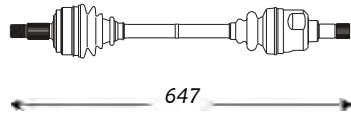
73 07.95 --- BE3 -

2.0

89 01.94 --- BE3 -

A	B	C	D	F	H	Fig	N	O	P	Q	R	S	T	Fig
27	34	59	90	M24x1.5	82	3	24	-	30	81	24	350	33	5

K12435



647

Outer Joint

Driveshaft

Inner Joint

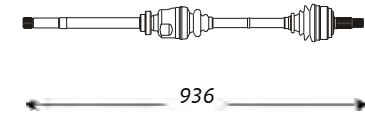
F11089

F13214

F11090 abs 48

F13216 abs 48

Note: -



936

K12435

Inner Joint

Driveshaft

Outer Joint

F13215

F13217 abs 48

F11089

F11090 abs 48



Sinistra / Left

Fiat

Destra / Right

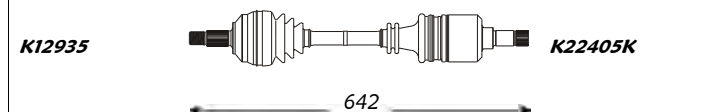


Ulysse (Serie 220 - Front)

A	B	C	D	F	H	Fig	N	O	P	Q	R	S	T	Fig
27	39	59	100	M24x1.5	82	3	37		40	89	-	68.5	38.7	-

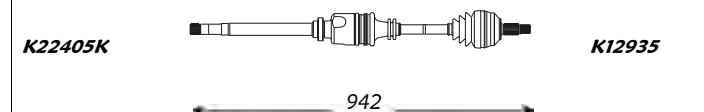
kW	da:	a:	Cambio	Telaio
	from:	to:	Gearbox	Chassis
1.9 TD	66/68	01.93	--	ME5K -
2.0 Turbo	108	01.94	--	ME5K -
2.1 TD	80	07.97	--	ME5K -

A	B	C	D	F	H	Fig	N	O	P	Q	R	S	T	Fig
27	39	59	100	M24x1.5	82	3	37		32	89	-	369	38.7	-



Outer Joint	Driveshaft	Inner Joint
F11091	F13218	
F11092 abs 48	F13220 abs 48	

Note : -

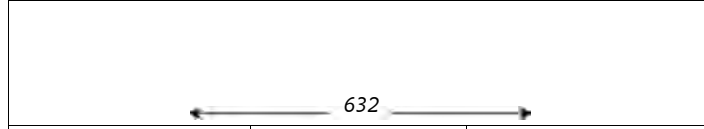


Inner Joint	Driveshaft	Outer Joint
	F13219	F11091
	F13221 abs 48	F11092 abs 48

A	B	C	D	F	H	Fig	N	O	P	Q	R	S	T	Fig
27	39	58	100	M24x1.5	-	3	37		40	89	-	68.5	38.7	5

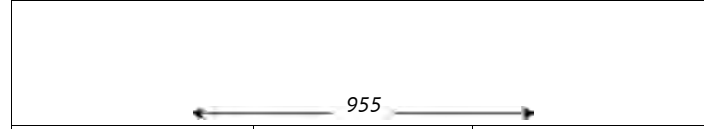
kW	da:	a:	Cambio	Telaio
	from:	to:	Gearbox	Chassis
2.0 JTD	80	10.99	08.02	-

A	B	C	D	F	H	Fig	N	O	P	Q	R	S	T	Fig
27	39	58	100	M24x1.5	-	3	37		32	89	-	369	38.7	5



Outer Joint	Driveshaft	Inner Joint
F11157	F13385	
F11158 abs 48	F13395 abs 48	

Note : -



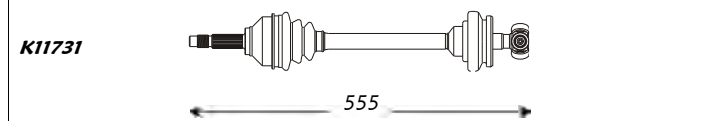
Inner Joint	Driveshaft	Outer Joint
	F13386	F11157
	F13396 abs 48	F11158 abs 48

Uno (Serie 146A - Front)

A	B	C	D	F	H	Fig	N	O	P	Q	R	S	T	Fig
20	20	43.1	80	M20x1.5	90	1	-	19	-	-	-	-	29.2	5

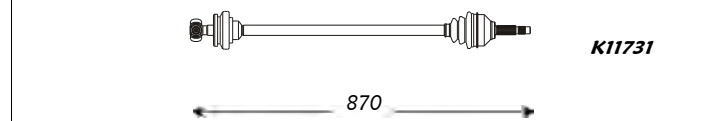
kW	da:	a:	Cambio	Telaio
	from:	to:	Gearbox	Chassis
0.9	33	04.83	11.84	-
1.0	33	04.83	11.84	-
1.1	40	04.83	11.84	-
1.1 Selecta	43	04.83	11.84	-
1.3	48/50	04.83	11.84	-
1.3 D	33	04.83	11.84	-

A	B	C	D	F	H	Fig	N	O	P	Q	R	S	T	Fig
20	20	43.1	80	M20x1.5	90	1	-	19	-	-	-	-	29.2	5



Outer Joint	Driveshaft	Inner Joint
F11004	F13102	F17014

Note : -

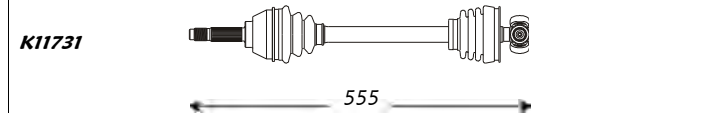


Inner Joint	Driveshaft	Outer Joint
F17014	F13103	F11004

A	B	C	D	F	H	Fig	N	O	P	Q	R	S	T	Fig
20	20	43.1	80	M20x1.5	90	1	-	20	-	-	-	-	32	5

kW	da:	a:	Cambio	Telaio
	from:	to:	Gearbox	Chassis
0.9	33	12.84	--	-
1.0	37	12.84	--	-
1.1	43	12.84	--	-
1.3	50	12.84	--	-

A	B	C	D	F	H	Fig	N	O	P	Q	R	S	T	Fig
20	20	43.1	80	M20x1.5	90	1	-	20	-	-	-	-	32	5



Outer Joint	Driveshaft	Inner Joint
F11006	F13263	F17022

Note : -



Inner Joint	Driveshaft	Outer Joint
F17022	F13264	F11006



Sinistra / Left

Fiat

Destra / Right



Uno (Serie 146A - Front)

kW	da:	a:	Cambio	Telaio
	from:	to:	Gearbox	Chassis

A	B	C	D	F	H	Fig	N	O	P	Q	R	S	T	Fig
20	20	43.1	80	M20x1.5	90	1	22	19	36	67	-	61	29.2	5

1.0 ie	33	07.92	--	-	-
--------	----	-------	----	---	---

A	B	C	D	F	H	Fig	N	O	P	Q	R	S	T	Fig
20	20	43.1	80	M20x1.5	90	1	22	19	36	67	-	61	29.2	5

K11731

585

Outer Joint	Driveshaft	Inner Joint
F11006	F13256	F12030

Note : -

K11731

845

Inner Joint	Driveshaft	Outer Joint
F12030	F13257	F11006

Note : -

A	B	C	D	F	H	Fig	N	O	P	Q	R	S	T	Fig
22	25	48.1	85	M20x1.5	93	3	-	25	-	100	-	-	-	4

1.3 ie Turbo	73	01.87	12.87	-	-
1.3 ie Turbo	77	01.88	08.89	-	-

A	B	C	D	F	H	Fig	N	O	P	Q	R	S	T	Fig
22	25	48.1	85	M20x1.5	93	3	-	25	-	100	-	-	-	4

K11794

467

Outer Joint	Driveshaft	Inner Joint
F11012	F13104	F12001

Note : -

K21792

467

Inner Joint	Driveshaft	Outer Joint
F12001	F13104	F11012

Note : -

A	B	C	D	F	H	Fig	N	O	P	Q	R	S	T	Fig
22	25	48.1	85	M20x1.5	93	3	-	25	-	100	-	-	-	4

1.3 ie Turbo	77	04.85	01.87	-	-
1.3 ie Turbo	74	09.89	03.91	-	-

A	B	C	D	F	H	Fig	N	O	P	Q	R	S	T	Fig
22	25	48.1	85	M20x1.5	93	3	-	25	-	100	-	-	-	4

K11794

467

Outer Joint	Driveshaft	Inner Joint
F11012	F13104	F12001

Note : -

K21792

497

Inner Joint	Driveshaft	Outer Joint
F12001	F13013	F11012

Note : -

A	B	C	D	F	H	Fig	N	O	P	Q	R	S	T	Fig
20	20	43.1	80	M20x1.5	90	1	-	19	-	-	-	-	29.2	5

1.4	52	01.89	--	-	-
-----	----	-------	----	---	---

A	B	C	D	F	H	Fig	N	O	P	Q	R	S	T	Fig
20	20	43.1	80	M20x1.5	90	1	-	19	-	-	-	-	29.2	5

K11731

555

Outer Joint	Driveshaft	Inner Joint
F11006	F13198	F17014

Note : -

K11731

865

Inner Joint	Driveshaft	Outer Joint
F17014	F13199	F11006

Note : -



Sinistra / Left

Fiat

Destra / Right



Uno (Serie 146A - Front)

													kW	da:	a:	Cambio	Telaio																							
													from:	to:	Gearbox	Chassis																								
A	B	C	D	F	H	Fig	N	O	P	Q	R	S	T	Fig						A	B	C	D	F	H	Fig	N	O	P	Q	R	S	T	Fig						
20	20	43.1	80	M20x1.5	90	1	-	19	-	-	-	-	29.2	5	1.4 D	33	12.84	--	-	-						20	20	43.1	80	M20x1.5	90	1	-	19	-	-	-	-	29.2	5
<p>K11731</p> <p>555</p>															<p>K11731</p> <p>870</p>																									
Outer Joint				Driveshaft					Inner Joint				Inner Joint				Driveshaft					Outer Joint																		
F11006				FI3252					F17014				F17014				FI3253					F11006																		
Note : -																																								
20	20	43.1	80	M20x1.5	90	1	22	19	36	67	-	61	-	5	1.4 ie	53	01.93	--	-	-						20	20	43.1	80	M20x1.5	90	1	22	19	36	67	-	61	-	5
<p>K11731</p> <p>560</p>															<p>K11731</p> <p>868</p>																									
Outer Joint				Driveshaft					Inner Joint				Inner Joint				Driveshaft					Outer Joint																		
F11006				FI3254					F12030				F12030				FI3255					F11006																		
Note : -																																								
22	25	48.1	85	M20x1.5	93	3	-	25	-	100	-	-	-	4	1.4 ie Turbo	82	09.89	09.93	-	-						22	25	48.1	85	M20x1.5	93	3	-	25	-	100	-	-	-	4
<p>K11794</p> <p>467</p>															<p>K21792</p> <p>497</p>																									
Outer Joint				Driveshaft					Inner Joint				Inner Joint				Driveshaft					Outer Joint																		
F11012 F11072 abs 64				FI3104 FI3204 abs 64					F12001				F12001				FI3105 FI3205 abs 64					F11012 F11072 abs 64																		
Note : -																																								
22	20	48.1	80	M20x1.5	90	1	-	20	-	-	-	-	32	5	1.4 TD	42	09.86	--	-	-						22	20	48.1	80	M20x1.5	90	1	-	20	-	-	-	-	32	5
<p>K11731</p> <p>540</p>															<p>K11731</p> <p>875</p>																									
Outer Joint				Driveshaft					Inner Joint				Inner Joint				Driveshaft					Outer Joint																		
F11008				FI3202					F17022				F17022				FI3203					F11008																		
Note : -																																								



Sinistra / Left

Fiat

Destra / Right



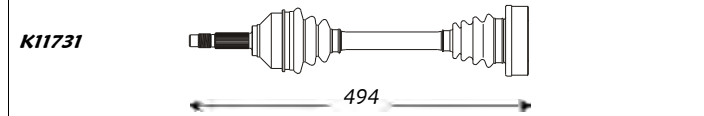
Uno (Serie 146A - Front)

kW	da:	a:	Cambio	Telaio
	from:	to:	Gearbox	Chassis

A	B	C	D	F	H	Fig	N	O	P	Q	R	S	T	Fig
20	20	43.1	80	M20x1.5	90	1	-	25	-	100	-	-	-	4

1.5 ie

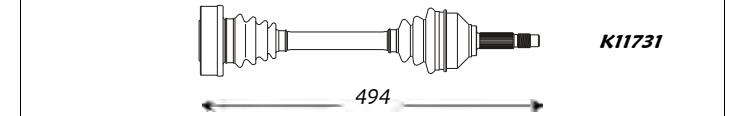
55 10.85 12.93 - -



Outer Joint	Driveshaft	Inner Joint
F11006	F13262	F12001

Note : -

A	B	C	D	F	H	Fig	N	O	P	Q	R	S	T	Fig
20	20	43.1	80	M20x1.5	90	1	-	25	-	100	-	-	-	4



Inner Joint	Driveshaft	Outer Joint
F12001	F13262	F11006

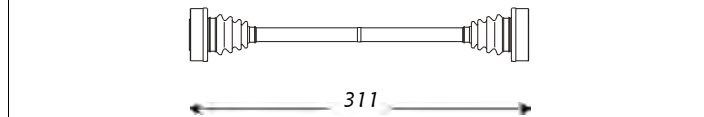
X 1/9 (Serie 146A - Front)

kW	da:	a:	Cambio	Telaio
	from:	to:	Gearbox	Chassis

A	B	C	D	F	H	Fig	N	O	P	Q	R	S	T	Fig
-	25	-	100	-	-	-	-	25	-	100	-	-	-	4

1.3

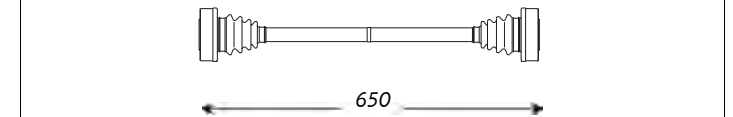
54/55 01.72 12.78 - -



Outer Joint	Driveshaft	Inner Joint
F12001	F13265	F12001

Note : -

A	B	C	D	F	H	Fig	N	O	P	Q	R	S	T	Fig
-	25	-	100	-	-	-	-	25	-	100	-	-	-	-



Inner Joint	Driveshaft	Outer Joint
F12001	F13266	F12001



Sinistra / Left

Fiat LCV

Destra / Right



238 (Front)

A	B	C	D	F	H	Fig	N	O	P	Q	R	S	T	Fig
22	22	50	81	M20x1.5	140	1	-	-	-	-	-	-	34	5

1.4

kW

da:
from:

a:
to:

Cambio
Gearbox

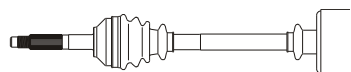
Telaio
Chassis

38

01.65 12.81

-

-



572

Outer Joint

Driveshaft

Inner Joint

F11022

F13272

Note : -

242 (Front)

A	B	C	D	F	H	Fig	N	O	P	Q	R	S	T	Fig
29	29	68	115	M8x1.25	90	2	-	-	121	145	-	-	35.8	5

1.5 D

kW

da:
from:

a:
to:

Cambio
Gearbox

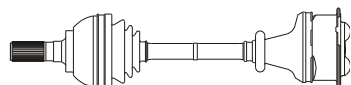
Telaio
Chassis

-

01.74 06.91

-

-



560

Outer Joint

Driveshaft

Inner Joint

F11023

F13015

Note : -

Campagnola (Front)

A	B	C	D	F	H	Fig	N	O	P	Q	R	S	T	Fig
17	-	-	-	-	136	-	-	-	-	-	-	-	-	-

1107

kW

da:
from:

a:
to:

Cambio
Gearbox

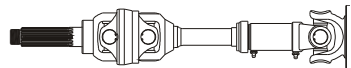
Telaio
Chassis

-

06.74 10.89

-

-



645

Outer Joint

Driveshaft

Inner Joint

F13023

Note : -

A	B	C	D	F	H	Fig	N	O	P	Q	R	S	T	Fig
22	22	50	81	M20x1.5	140	1	-	-	-	-	-	-	34	5

1.4

kW

da:
from:

a:
to:

Cambio
Gearbox

Telaio
Chassis

38

01.65 12.81

-

-



843

Inner Joint

Driveshaft

Outer Joint

F13273

F11022

A	B	C	D	F	H	Fig	N	O	P	Q	R	S	T	Fig
29	29	68	115	M8x1.25	90	2	-	-	121	145	-	-	35.8	5

1.5 D

kW

da:
from:

a:
to:

Cambio
Gearbox

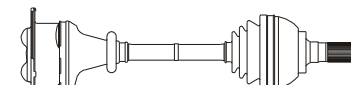
Telaio
Chassis

-

01.74 06.91

-

-



560

Inner Joint

Driveshaft

Outer Joint

F13015

F11023

Note : -

A	B	C	D	F	H	Fig	N	O	P	Q	R	S	T	Fig
17	-	-	-	-	136	-	-	-	-	-	-	-	-	-

1107

kW

da:
from:

a:
to:

Cambio
Gearbox

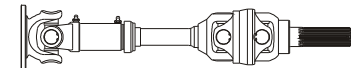
Telaio
Chassis

-

06.74 10.89

-

-



645

Inner Joint

Driveshaft

Outer Joint

F13023

Note : -



Sinistra / Left

Fiat LCV

Destra / Right

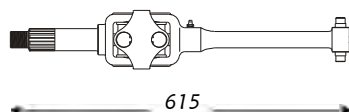


Campagnola (Front)

A	B	C	D	F	H	Fig	N	O	P	Q	R	S	T	Fig
10		-	-	-	124		-		-	-	-	-	-	-

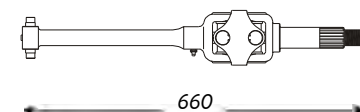
kW	da: from:	a: to:	Cambio Gearbox	Telaio Chassis
AR 51/55/59	-	06.74 10.89	-	-

A	B	C	D	F	H	Fig	N	O	P	Q	R	S	T	Fig
10		-	-	-	124		-		-	-	-	-	-	-



Outer Joint	Driveshaft	Inner Joint
	FI3018	

Note : -



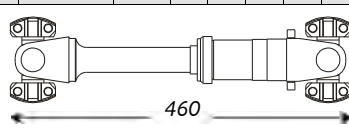
Inner Joint	Driveshaft	Outer Joint
	FI3019	

Campagnola (Rear)

A	B	C	D	F	H	Fig	N	O	P	Q	R	S	T	Fig
-		-	-	-	-		-		-	-	-	-	-	-

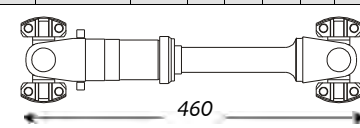
kW	da: from:	a: to:	Cambio Gearbox	Telaio Chassis
1107	-	06.74 10.89	-	-

A	B	C	D	F	H	Fig	N	O	P	Q	R	S	T	Fig
-		-	-	-	-		-		-	-	-	-	-	-



Outer Joint	Driveshaft	Inner Joint
	FI3024	

Note : -




Inner Joint	Driveshaft	Outer Joint
	FI3024	

Doblò (Serie 223 - Front)

A	B	C	D	F	H	Fig	N	O	P	Q	R	S	T	Fig
22	22	51	79	-	-	-	-	-	-	-	-	-	-	-

kW	da: from:	a: to:	Cambio Gearbox	Telaio Chassis
1.2 8V	48	03.01 ---	-	-

A	B	C	D	F	H	Fig	N	O	P	Q	R	S	T	Fig
22	22	51	79	-	-	-	-	-	-	-	-	-	-	-



Outer Joint	Driveshaft	Inner Joint
FI1145	FI3282	

Note : -



Inner Joint	Driveshaft	Outer Joint
	FI3284	FI1145



Sinistra / Left

Fiat LCV

Destra / Right



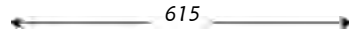
Doblò (Serie 223 - Front)

A	B	C	D	F	H	Fig	N	O	P	Q	R	S	T	Fig
25	24	51	84.5	M24X1.5	90	2	24		29.7	81	-	69	35.5	5

kW *da:* *a:* *Cambio* *Telaio*
from: *to:* *Gearbox* *Chassis*


1.3 M-Jet	51	05.04	----	-	-
1.9 JTD	74	10.01	--..	-	-
1.9 JTD	77	07.03	----	-	-

A	B	C	D	F	H	Fig	N	O	P	Q	R	S	T	Fig
25	24	51	84.5	M24X1.5	90	2	24		29.7	81	-	379	35.5	5



Outer Joint	Driveshaft	Inner Joint
F11148	FI3285	

Note : -




Inner Joint	Driveshaft	Outer Joint
	FI3286	F11148

A	B	C	D	F	H	Fig	N	O	P	Q	R	S	T	Fig
22	22	51	79	-	-	-	22	20	36	72	-	61	-	-


1.6 16V	76	10.01	--..	-	-
---------	----	-------	------	---	---

A	B	C	D	F	H	Fig	N	O	P	Q	R	S	T	Fig
22	22	51	79	-	-	-	22	20	36	72	-	61	-	-



Outer Joint	Driveshaft	Inner Joint
F11149	FI3287	F12032

Note : -




Inner Joint	Driveshaft	Outer Joint
F12032	FI3288	F11149

A	B	C	D	F	H	Fig	N	O	P	Q	R	S	T	Fig
22	22	51	79	-	-	-	-	-	-	-	-	-	-	-


1.9 D	46	03.01	--..	-	-
-------	----	-------	------	---	---

A	B	C	D	F	H	Fig	N	O	P	Q	R	S	T	Fig
22	22	51	79	-	-	-	-	-	-	-	-	-	-	-



Outer Joint	Driveshaft	Inner Joint
F11145	FI3282	

Note : -



Inner Joint	Driveshaft	Outer Joint
	FI3283	F11145

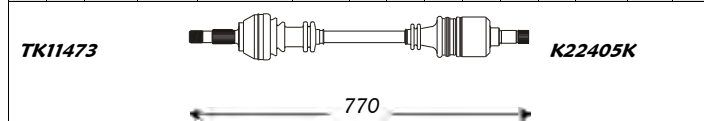
Ducato (Serie 230_ - Front)

A	B	C	D	F	H	Fig	N	O	P	Q	R	S	T	Fig
28	39	63	98	M28x1.5	112	3	37		40	89	28	68.5	38.7	5

kW *da:* *a:* *Cambio* *Telaio*
from: *to:* *Gearbox* *Chassis*

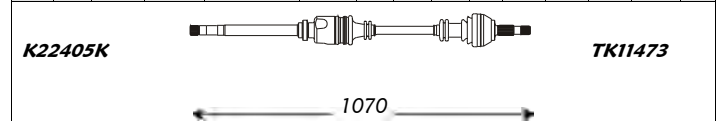
1.9 D	51	02.94	--..	ME5	-
1.9 TD	60	02.94	--..	ME5	-
2.0	80	02.94	--..	ME5	-
2.5 D	62	02.94	--..	ME5	-

A	B	C	D	F	H	Fig	N	O	P	Q	R	S	T	Fig
28	39	63	98	M28x1.5	112	3	37		32	89	24	369	38.7	5



Outer Joint	Driveshaft	Inner Joint
F11095 F11096 abs 54	FI3142 FI3144 abs 54	

Note : -



Inner Joint	Driveshaft	Outer Joint
	FI3143 FI3145 abs 54	F11095 F11096 abs 54



Sinistra / Left

Fiat LCV

Destra / Right




Ducato (Serie 230_ - Front)

A	B	C	D	F	H	Fig	N	O	P	Q	R	S	T	Fig
35	45	70	115	M33x1.5	117	3	41		43	104	24	70	50	5

kW	da: from:	a: to:	Cambio Gearbox	Telaio Chassis
2.0 (18q)	80	02.94	--	MG5 -
2.3 JTD	81	05.03	----	MG5 -
2.5 D (18q)	62	02.94	--	MG5 -
2.5 TDI (18q)	85/80	02.94	--	MG5 -
2.8 D (18q)	64	02.94	--	MG5 -
2.8 JTD	94	05.03	----	MG5 -
2.8 TDI (18q)	90	10.97	--	MG5 -

A	B	C	D	F	H	Fig	N	O	P	Q	R	S	T	Fig
35	45	70	115	M33x1.5	117	3	41		35	104	-	393	50	5

K18010



762

Outer Joint

Driveshaft


Inner Joint

F11097				FI3146										
F11098	abs 54			FI3148	abs 54									

Note : Capacity 18 Q

A	B	C	D	F	H	Fig	N	O	P	Q	R	S	T	Fig
28	39	63	98	M28x1.5	112	3	41		43	89	-	70	38.7	5

TK11473



756

Outer Joint

Driveshaft

Inner Joint

F11095				FI3230										
F11096	abs 54			FI3232	abs 54									

Note : Capacity 10/14 Q


Ducato (Serie 244_ - Front)

A	B	C	D	F	H	Fig	N	O	P	Q	R	S	T	Fig
35	45	70	115	M33x1.5	117	3	41		43	104	24	70	50	5

kW	da: from:	a: to:	Cambio Gearbox	Telaio Chassis
2.0 (18q)	80	02.94	--	MG5 -
2.3 JTD	81	05.03	----	MG5 -
2.5 D (18q)	62	02.94	--	MG5 -
2.5 TDI (18q)	85/80	02.94	--	MG5 -
2.8 D (18q)	64	02.94	--	MG5 -
2.8 JTD	94	05.03	----	MG5 -
2.8 TDI (18q)	90	10.97	--	MG5 -

A	B	C	D	F	H	Fig	N	O	P	Q	R	S	T	Fig
35	45	70	115	M33x1.5	117	3	41		35	104	-	393	50	5

K18010



762

Outer Joint

Driveshaft


Inner Joint

F11097				FI3146										
F11098	abs 54			FI3148	abs 54									

Note : Capacity 18 Q

A	B	C	D	F	H	Fig	N	O	P	Q	R	S	T	Fig
28	39	63	98	M28x1.5	112	3	41		43	89	-	70	38.7	5

TK11473



756

Outer Joint

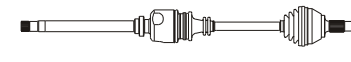
Driveshaft

Inner Joint

F11095				FI3230										
F11096	abs 54			FI3232	abs 54									

Note : Capacity 11/15 Q

K18010



1084

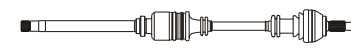
Inner Joint

Driveshaft

Outer Joint

				FI3147										
				FI3149	abs 54									
F11097														
F11098	abs 54													

K22405K



1077

Inner Joint

Driveshaft

Outer Joint

				FI3231										
				FI3233	abs 54									
F11095														
F11096	abs 54													



Sinistra / Left

Fiat LCV

Destra / Right



Ducato (Serie 244_ - Rear)


A	B	C	D	F	H	Fig	N	O	P	Q	R	S	T	Fig
28	39	63	98	M28x1.5	112	3	37		-	-	-	-	-	-

tt 4x4

kW da: a: Cambio Telaio
from: to: Gearbox Chassis

- 04.02 ---- - -

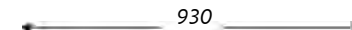
A	B	C	D	F	H	Fig	N	O	P	Q	R	S	T	Fig
28	39	63	98	M28x1.5	112	3	37		-	-	-	-	-	-



Outer Joint Driveshaft Inner Joint

FI3394

Note : Active Sensor ABS



Inner Joint Driveshaft Outer Joint

FI3394


A	B	C	D	F	H	Fig	N	O	P	Q	R	S	T	Fig
28	39	63	98	M28x1.5	112	3	27		-	-	-	-	-	-

tt 4x4

kW da: a: Cambio Telaio
from: to: Gearbox Chassis

- 04.02 ---- - -

A	B	C	D	F	H	Fig	N	O	P	Q	R	S	T	Fig
28	39	63	98	M28x1.5	112	3	27		-	-	-	-	-	-

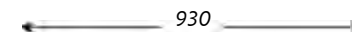


Outer Joint Driveshaft Inner Joint

FI1095
FI1096 abs 54

FI3413
FI3414 abs 54

Note : -



Inner Joint Driveshaft Outer Joint

FI3413
FI3414 abs 54

FI1095
FI1096 abs 54

Ducato (Serie 280/290 - Front)

A	B	C	D	F	H	Fig	N	O	P	Q	R	S	T	Fig
28	27	63	98	M28x1.5	104	3	-	-	-	-	-	-	50	5

1.8

kW da: a: Cambio Telaio
from: to: Gearbox Chassis

49/51 05.82 07.87 - -

A	B	C	D	F	H	Fig	N	O	P	Q	R	S	T	Fig
28	27	63	98	M28x1.5	104	3	-	-	-	-	-	-	50	5

1.9 D

50/51 05.82 07.87 - -

2.0

58 05.82 07.87 - -

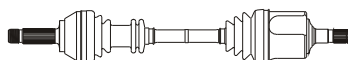
2.5 D

54/55 05.82 07.87 - -


2.5 TD

70 05.82 07.87 - -

K12455



K28020



Outer Joint Driveshaft Inner Joint

FI1024

FI3016

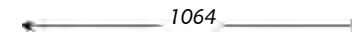
FI2024

Note : -

K28020



K12455



Inner Joint Driveshaft Outer Joint

FI2024

FI3017

FI1024

A	B	C	D	F	H	Fig	N	O	P	Q	R	S	T	Fig
28	27	63	98	M28x1.5	112	3	-	-	-	-	-	-	50	5

1.8

49/51 08.87 --- - -

1.9 D

50/51 08.87 --- - -

2.0

58 08.87 --- - -

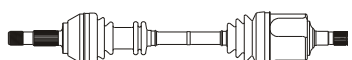
2.5 D

54/55 08.87 --- - -


2.5 TD

74/77 08.87 --- - -

K18000



K28020



Outer Joint Driveshaft Inner Joint

FI1064

FI3106

FI2024

Note : -

A	B	C	D	F	H	Fig	N	O	P	Q	R	S	T	Fig
28	27	63	98	M28x1.5	112	3	-	-	-	-	-	-	50	5

1.8

49/51 08.87 --- - -

1.9 D

50/51 08.87 --- - -

2.0

58 08.87 --- - -


2.5 D

54/55 08.87 --- - -

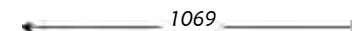
2.5 TD

74/77 08.87 --- - -

K28020



K18000



Inner Joint Driveshaft Outer Joint

FI2024

FI3107

FI1064



Sinistra / Left

Fiat LCV

Destra / Right




Fiorino (Serie 127/147 - Front)

kW	da:	a:	Cambio	Telaio
	from:	to:	Gearbox	Chassis

A	B	C	D	F	H	Fig	N	O	P	Q	R	S	T	Fig
20	20	43.1	80	M20x1.5	90	1	-	20	-	-	-	-	25.4	5

0.9	33	10.77	02.80	-	-
1.05	37	10.77	02.80	-	-


A	B	C	D	F	H	Fig	N	O	P	Q	R	S	T	Fig
20	20	43.1	80	M20x1.5	90	1	-	20	-	-	-	-	25.4	5

TK11796  **K21715/2C**

547

Outer Joint	Driveshaft	Inner Joint
F11004	FI3027	F17001

Note: -

K21715/2C  **TK11796**

793

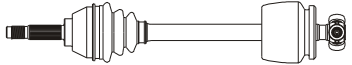
Inner Joint	Driveshaft	Outer Joint
F17001	FI3028	F11004

Note: -

A	B	C	D	F	H	Fig	N	O	P	Q	R	S	T	Fig
20	20	43.1	80	M20x1.5	90	1	-	20	-	-	-	-	25.4	5

0.9	33	03.80	--	-	-
-----	----	-------	----	---	---


A	B	C	D	F	H	Fig	N	O	P	Q	R	S	T	Fig
20	20	43.1	80	M20x1.5	90	1	-	20	-	-	-	-	25.4	5

TK11796  **K21715/2C**

533

Outer Joint	Driveshaft	Inner Joint
F11006	FI3029	F17001

Note: -

K21715/2C  **TK11796**

812

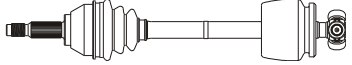
Inner Joint	Driveshaft	Outer Joint
F17001	FI3030	F11006

Note: -

A	B	C	D	F	H	Fig	N	O	P	Q	R	S	T	Fig
22	20	48.1	80	M20x1.5	90	1	-	20	-	-	-	-	28	5

1.05	37	03.80	09.86	-	-
1.3 D	33	03.82	11.91	-	-


A	B	C	D	F	H	Fig	N	O	P	Q	R	S	T	Fig
22	20	48.1	80	M20x1.5	90	1	-	20	-	-	-	-	28	5

TK11796  **K21715/2C**

531

Outer Joint	Driveshaft	Inner Joint
F11008	FI3005	F17006

Note: -

K21715/2C  **TK11796**

815

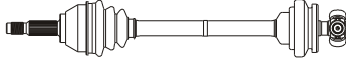
Inner Joint	Driveshaft	Outer Joint
F17006	FI3006	F11008

Note: -

A	B	C	D	F	H	Fig	N	O	P	Q	R	S	T	Fig
22	20	48.1	80	M20x1.5	90	1	-	20	-	-	-	-	32	5

1.05	37	10.86	--	-	-
------	----	-------	----	---	---


A	B	C	D	F	H	Fig	N	O	P	Q	R	S	T	Fig
22	20	48.1	80	M20x1.5	90	1	-	20	-	-	-	-	32	5

TK11796  **k21750/1**

577

Outer Joint	Driveshaft	Inner Joint
F11008	FI3269	F17022

Note: -

k21750/1  **TK11796**

845

Inner Joint	Driveshaft	Outer Joint
F17022	FI3270	F11008

Note: -



Sinistra / Left

Fiat LCV

Destra / Right




Fiorino (Serie 127/147 - Front)

A	B	C	D	F	H	Fig	N	O	P	Q	R	S	T	Fig
22	20	48.1	80	M20x1.5	90	1	-	-	-	-	-	-	-	-

kW	da: from:	a: to:	Cambio Gearbox	Telaio Chassis
1.1	40	11.86	11.91	- -
1.3	49	12.87	11.91	- -

A	B	C	D	F	H	Fig	N	O	P	Q	R	S	T	Fig
22	20	48.1	80	M20x1.5	90	1	-	-	-	-	-	-	-	-

TK11796




Outer Joint Driveshaft Inner Joint

F11008 **FI3349**

Note: -

TK11796



Inner Joint Driveshaft Outer Joint

FI3350 F11008


Note: -

A	B	C	D	F	H	Fig	N	O	P	Q	R	S	T	Fig
22	20	48.1	80	M20x1.5	90	1	-	-	-	-	-	-	-	-

1.1	40	12.91	12.92	- -
1.3	49	12.91	12.92	- -
1.3 D	33	12.91	12.92	- -

A	B	C	D	F	H	Fig	N	O	P	Q	R	S	T	Fig
22	20	48.1	80	M20x1.5	90	1	-	-	-	-	-	-	-	-

TK11796




Outer Joint Driveshaft Inner Joint

F11008 **FI3351**

Note: -

TK11796



Inner Joint Driveshaft Outer Joint

FI3352 F11008


Note: -

A	B	C	D	F	H	Fig	N	O	P	Q	R	S	T	Fig
22	20	52	81	M22x1.5	90	1	-	-	-	-	-	-	-	-

1.3	49	01.93	--	- -
-----	----	-------	----	-----

A	B	C	D	F	H	Fig	N	O	P	Q	R	S	T	Fig
22	20	52	81	M22x1.5	90	1	-	-	-	-	-	-	-	-

TK11796




Outer Joint Driveshaft Inner Joint

F11108 **FI3353**

Note: -

TK11796



Inner Joint Driveshaft Outer Joint

FI3354 F11108

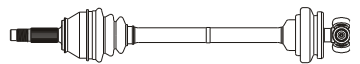
Note: -

A	B	C	D	F	H	Fig	N	O	P	Q	R	S	T	Fig
22	20	52	81	M22x1.5	90	1	-	-	-	-	-	-	-	-

1.4	49	01.93	--	- -
1.5	55	01.93	--	- -
1.6	55	01.93	--	- -
1.7 D	42/44	01.93	--	- -

A	B	C	D	F	H	Fig	N	O	P	Q	R	S	T	Fig
22	20	52	81	M22x1.5	90	1	-	-	-	-	-	-	-	-

TK11796




Outer Joint Driveshaft Inner Joint

F11108 **FI3355** F17023

Note: -

TK11796



Inner Joint Driveshaft Outer Joint

F17023 **FI3356** F11108

Note: -



Sinistra / Left

Fiat LCV

Destra / Right



Fiorino (Serie 127/147 - Front)

A	B	C	D	F	H	Fig	N	O	P	Q	R	S	T	Fig
22	20	48.1	80	M20x1.5	90	1	-	20	-	-	-	-	32	5

kW	da: from:	a: to:	Cambio Gearbox	Telaio Chassis
1.5	55	01.88	11.91	- -
1.7 D	42/44	10.86	11.91	- -

A	B	C	D	F	H	Fig	N	O	P	Q	R	S	T	Fig
22	20	48.1	80	M20x1.5	90	1	-	20	-	-	-	-	32	5

TK11796



k21750/1

558

Outer Joint

Driveshaft

Inner Joint

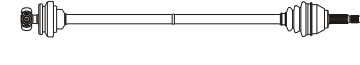
F11008

F13068

F17022

Note: -

k21750/1



TK11796

927

Inner Joint

Driveshaft

Outer Joint

F17022

F13069

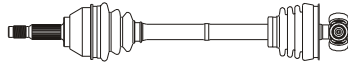
F11008

A	B	C	D	F	H	Fig	N	O	P	Q	R	S	T	Fig
22	20	48.1	80	M20x1.5	90	1	-	-	-	-	-	-	32	5

kW	da: from:	a: to:	Cambio Gearbox	Telaio Chassis
1.5	55	12.91	12.92	- -
1.7 D	42/44	12.91	12.92	- -

A	B	C	D	F	H	Fig	N	O	P	Q	R	S	T	Fig
22	20	48.1	80	M20x1.5	90	1	-	-	-	-	-	-	32	5

TK11796



558

Outer Joint


Driveshaft

Inner Joint

F11008

F13267

Note: -



TK11796

862

Inner Joint

Driveshaft

Outer Joint

F13268

F11008

Fiorino (Serie 146 - Front)

A	B	C	D	F	H	Fig	N	O	P	Q	R	S	T	Fig
22	22	52	83	M22x1.5	90	1	-	-	-	-	-	-	-	-

kW	da: from:	a: to:	Cambio Gearbox	Telaio Chassis
1.7 TD	46	01.93	--	- -

A	B	C	D	F	H	Fig	N	O	P	Q	R	S	T	Fig
22	22	52	83	M22x1.5	90	1	-	-	-	-	-	-	-	-

TK11796



556

Outer Joint

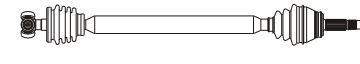
Driveshaft

Inner Joint

F11137

F13357

Note: -



TK11796

856

Inner Joint

Driveshaft

Outer Joint

F13358

F11137



Sinistra / Left

Fiat LCV

Destra / Right



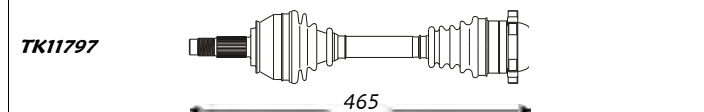
Marea Marengo (Serie 185 - Front)

kW	da:	a:	Cambio	Telaio
from:	to:	Gearbox	Chassis	

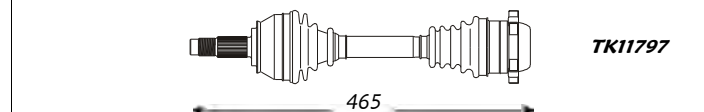
A	B	C	D	F	H	Fig	N	O	P	Q	R	S	T	Fig
25	25	51	90	M24x1.5	85	1	-	-	-	-	-	-	-	-

1.9 JTD	77	04.99	01.01	-	-
1.9 TD	55	04.99	--	-	-

A	B	C	D	F	H	Fig	N	O	P	Q	R	S	T	Fig
25	25	51	90	M24x1.5	85	1	-	-	-	-	-	-	-	-



Outer Joint	Driveshaft	Inner Joint
FI1140	FI3373	



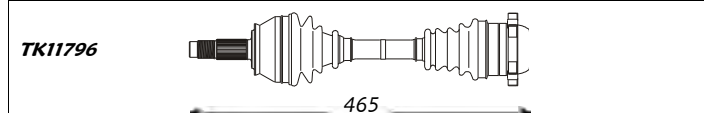
Inner Joint	Driveshaft	Outer Joint
	FI3373	FI1140

Note : Active Sensor ABS

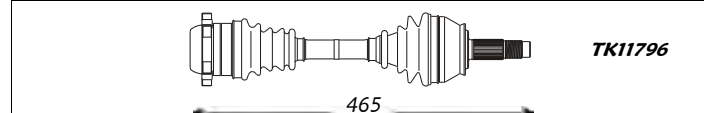
A	B	C	D	F	H	Fig	N	O	P	Q	R	S	T	Fig
25	25	52	90	M24x1.5	85	1	-	-	72	100	-	-	39.3	5

1.9 TD	74	09.96	03.99	-	-
--------	----	-------	-------	---	---

A	B	C	D	F	H	Fig	N	O	P	Q	R	S	T	Fig
25	25	52	90	M24x1.5	85	1	-	-	72	100	-	-	39.3	5



Outer Joint	Driveshaft	Inner Joint
FI1113 FI1114 abs 44	FI3162 FI3163 abs 44	



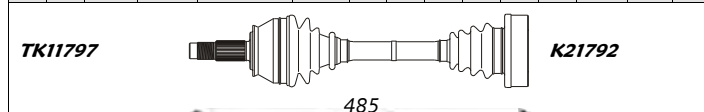
Inner Joint	Driveshaft	Outer Joint
	FI3162 FI3163 abs 44	FI1113 FI1114 abs 44

Note : -

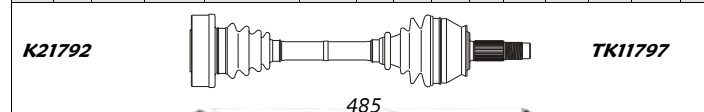
A	B	C	D	F	H	Fig	N	O	P	Q	R	S	T	Fig
25	25	52	90	M24x1.5	85	3	-	25	-	100	-	-	-	-

1.9 TD	55	09.96	03.99	-	-
--------	----	-------	-------	---	---

A	B	C	D	F	H	Fig	N	O	P	Q	R	S	T	Fig
25	25	52	90	M24x1.5	85	3	-	25	-	100	-	-	-	-



Outer Joint	Driveshaft	Inner Joint
FI11075 FI11076 abs 44	FI3164 FI3165 abs 44	FI2002



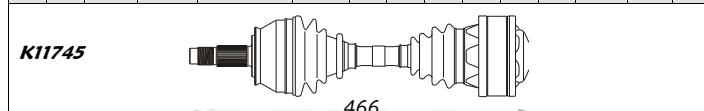
Inner Joint	Driveshaft	Outer Joint
FI2002	FI3164 FI3165 abs 44	FI11075 FI11076 abs 44

Note : -

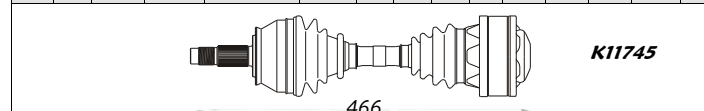
A	B	C	D	F	H	Fig	N	O	P	Q	R	S	T	Fig
25	28	59	98	M24x1.5	84	1	-	-	-	-	-	-	38	-

2.4 JTD	96	04.99	--	-	-
---------	----	-------	----	---	---

A	B	C	D	F	H	Fig	N	O	P	Q	R	S	T	Fig
25	28	59	98	M24x1.5	84	1	-	-	-	-	-	-	38	-



Outer Joint	Driveshaft	Inner Joint
FI1156	FI3378	



Inner Joint	Driveshaft	Outer Joint
	FI3378	FI1156

Note : Active Sensor ABS



Sinistra / Left

Fiat LCV

Destra / Right



Marea Marengo (Serie 185 - Front)

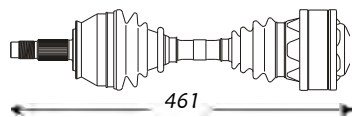
A	B	C	D	F	H	Fig	N	O	P	Q	R	S	T	Fig
25	28	56	98	M24x1.5	84	1	-	-	-	108	-	-	41	5

2.4 TD

kW da: a: Cambio Telaio
from: to: Gearbox Chassis

91 10.96 --- - -

K11745



461

Outer Joint

Driveshaft

Inner Joint

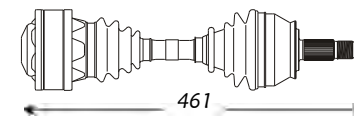
F11093
F11094 abs 44

FI3168
FI3169 abs 44

F12029

Note : -

A	B	C	D	F	H	Fig	N	O	P	Q	R	S	T	Fig
25	28	56	98	M24x1.5	84	1	-	-	-	108	-	-	41	5



461

K11745

Inner Joint

Driveshaft

Outer Joint

F12029

FI3168
FI3169 abs 44

F11093
F11094 abs 44

Scudo (Serie 220P/L - Front)

A	B	C	D	F	H	Fig	N	O	P	Q	R	S	T	Fig
27	34	59	90	M24x1.5	82	3	24		40	81	27	62	33	5

1.6 i

kW da: a: Cambio Telaio
from: to: Gearbox Chassis

58 07.97 --- BE3 -

K12435



647

Outer Joint

Driveshaft

Inner Joint

F11089
F11090 abs 48

FI3214
FI3216 abs 48

Note : -

A	B	C	D	F	H	Fig	N	O	P	Q	R	S	T	Fig
27	34	59	90	M24x1.5	82	3	24		30	81	24	350	33	5



936

K12435

Inner Joint

Driveshaft

Outer Joint

F11089

FI3215
FI3217 abs 48

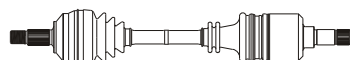
F11090 abs 48

A	B	C	D	F	H	Fig	N	O	P	Q	R	S	T	Fig
27	39	59	100	M24x1.5	82	3	37		40	89	-	68.5	38.7	-

1.9 TD

66/68 07.96 --- ME5K -

K12935



642

K22405K

Outer Joint

Driveshaft

Inner Joint

F11091
F11092 abs 48

FI3218
FI3220 abs 48

Note : -

A	B	C	D	F	H	Fig	N	O	P	Q	R	S	T	Fig
27	39	59	100	M24x1.5	82	3	37		32	89	-	369	38.7	-



942

K12935

Inner Joint

Driveshaft

Outer Joint

F11091

FI3219
FI3221 abs 48

F11092 abs 48

A	B	C	D	F	H	Fig	N	O	P	Q	R	S	T	Fig
27	39	58	100	M24x1.5	-	3	37		40	89	-	68.5	38.7	5

2.0 JTD

69/80 12.99 ---- - -

632

Outer Joint

Driveshaft

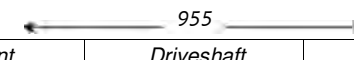
Inner Joint

F11157
F11158 abs 48

FI3385
FI3395 abs 48

Note : -

A	B	C	D	F	H	Fig	N	O	P	Q	R	S	T	Fig
27	39	58	100	M24x1.5	-	3	37		32	89	-	369	38.7	5



955

Outer Joint

Inner Joint

Driveshaft

Outer Joint

F11157

FI3386
FI3396 abs 48

F11158 abs 48



Sinistra / Left

Fiat LCV

Destra / Right




Strada (Serie 178E - Front)

A	B	C	D	F	H	Fig	N	O	P	Q	R	S	T	Fig
22	22	51	79	-	-	-	-	20	-	-	-	-	32	-


kW	da: from:	a: to:	Cambio Gearbox	Telaio Chassis
51	06.99	--	-	-
46	12.00	--	-	-

A	B	C	D	F	H	Fig	N	O	P	Q	R	S	T	Fig
22	22	51	79	-	-	-	-	20	-	-	-	-	32	-



Outer Joint	Driveshaft	Inner Joint
F11145	F13381	F17022

Note : -

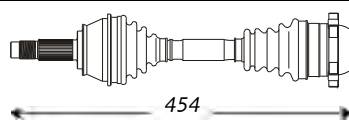


Inner Joint	Driveshaft	Outer Joint
F17022	F13382	F11145

A	B	C	D	F	H	Fig	N	O	P	Q	R	S	T	Fig
25	24	51	84,5	M24X1,5	90	2	-	-	-	-	-	-	-	5


kW	da: from:	a: to:	Cambio Gearbox	Telaio Chassis
59	04.03	--	-	-

A	B	C	D	F	H	Fig	N	O	P	Q	R	S	T	Fig
25	24	51	84,5	M24X1,5	90	2	-	25	-	100	-	-	-	4



Outer Joint	Driveshaft	Inner Joint
F11148	F13383	

Note : -



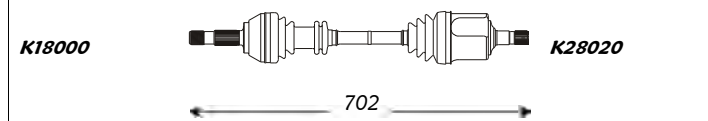
Inner Joint	Driveshaft	Outer Joint
F12002	F13384	F11148

Talento (Serie 290 - Front)

A	B	C	D	F	H	Fig	N	O	P	Q	R	S	T	Fig
28	27	63	98	M28x1.5	112	3	-	-	-	-	-	-	50	5

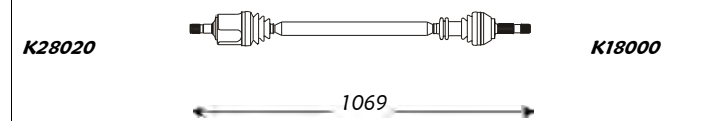
kW	da: from:	a: to:	Cambio Gearbox	Telaio Chassis
-	08.87	--	-	-

A	B	C	D	F	H	Fig	N	O	P	Q	R	S	T	Fig
28	27	63	98	M28x1.5	112	3	-	-	-	-	-	-	50	5



Outer Joint	Driveshaft	Inner Joint
F11064	F13106	F12024

Note : -



Inner Joint	Driveshaft	Outer Joint
F12024	F13107	F11064



Sinistra / Left

Fiat LCV

Destra / Right



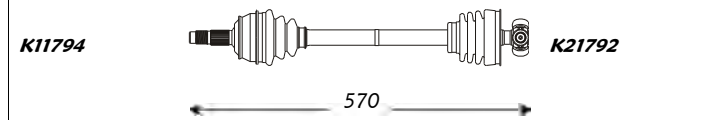
Tempra Marengo (Serie 159 - Front)

kW da: a: Cambio Telaio
from: to: Gearbox Chassis

A	B	C	D	F	H	Fig	N	O	P	Q	R	S	T	Fig
22	20	46.5	80	M22x1.5	75	1	-	20	-	-	-	-	32	5

1.9 D

48 09.90 --- - -



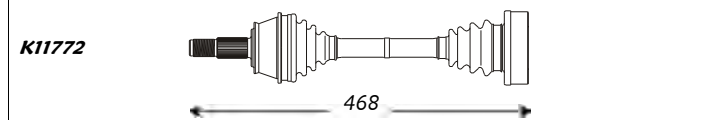
Outer Joint		Driveshaft	Inner Joint
F11057		F13088	F17022
F11058	abs 44	F13092	abs 44

Note : -

A	B	C	D	F	H	Fig	N	O	P	Q	R	S	T	Fig
25	25	52	85	M24x1.5	84	3	-	25	-	100	-	-	-	4

1.9 TD

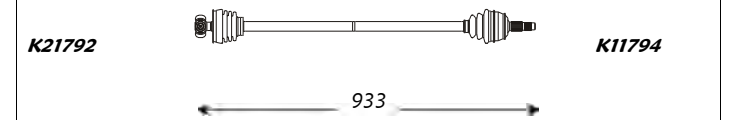
59/66 05.90 --- - -



Outer Joint		Driveshaft	Inner Joint
F11060		F13096	F12001
F11076	abs 44	F13094	abs 44

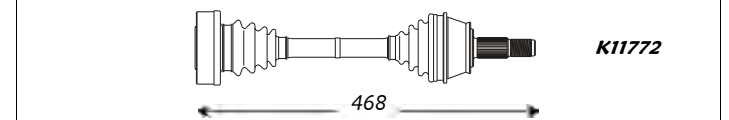
Note : -

A	B	C	D	F	H	Fig	N	O	P	Q	R	S	T	Fig
22	20	46.5	80	M22x1.5	75	1	-	20	-	-	-	-	32	5



Inner Joint		Driveshaft	Outer Joint
F17022		F13089	F11057
		F13093	F11058
		abs 44	abs 44

A	B	C	D	F	H	Fig	N	O	P	Q	R	S	T	Fig
25	25	52	85	M24x1.5	84	3	-	25	-	100	-	-	-	4



Inner Joint		Driveshaft	Outer Joint
F12001		F13096	F11060
		F13094	F11076
		abs 44	abs 44



Sinistra / Left

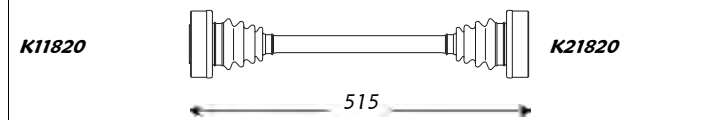
Ford

Destra / Right



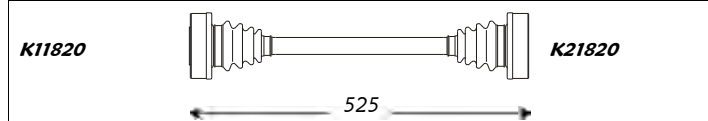
Consul (Rear)

A	B	C	D	F	H	Fig	N	O	P	Q	R	S	T	Fig
-	25	-	100	-	-	-	-	25	-	100	-	-	-	-



Outer Joint	Driveshaft	Inner Joint
FO2002	FO3003	FO2002

A	B	C	D	F	H	Fig	N	O	P	Q	R	S	T	Fig
-	25	-	100	-	-	-	-	25	-	100	-	-	-	-




Outer Joint	Driveshaft	Inner Joint
FO2002	FO3197	FO2002

Note : -

kW	da:	a:	Cambio	Telaio
from:	to:	Gearbox	Chassis	
1.7	48/55	01.72 01.85	- -	
2.0	60/66/73	01.72 01.85	- -	
2.3	79	01.72 01.85	- -	

A	B	C	D	F	H	Fig	N	O	P	Q	R	S	T	Fig
-	25	-	100	-	-	-	-	25	-	100	-	-	-	-



Inner Joint	Driveshaft	Outer Joint
FO2002	FO3003	FO2002

A	B	C	D	F	H	Fig	N	O	P	Q	R	S	T	Fig
-	25	-	100	-	-	-	-	25	-	100	-	-	-	-

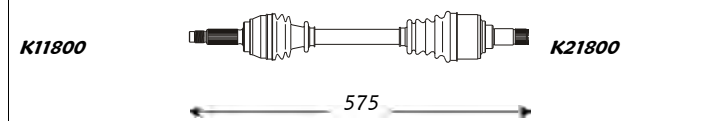


Inner Joint	Driveshaft	Outer Joint
FO2002	FO3197	FO2002

Note : -

Escort II (Front)

A	B	C	D	F	H	Fig	N	O	P	Q	R	S	T	Fig
23	20	50	72	M20x1.5	91	1	23	20	40	75	26	61	-	-



Outer Joint	Driveshaft	Inner Joint
FO1002	FO3005	FO2010

Note : -

kW	da:	a:	Cambio	Telaio
from:	to:	Gearbox	Chassis	
1.1	39/40	08.80 01.82	- -	
1.1	43	08.80 01.82	- -	

A	B	C	D	F	H	Fig	N	O	P	Q	R	S	T	Fig
23	20	50	72	M20x1.5	91	1	23	20	40	75	26	61	-	-



Inner Joint	Driveshaft	Outer Joint
FO2010	FO3006	FO1002

Note : -



Sinistra / Left

Ford

Destra / Right



Escort III (Front)

A	B	C	D	F	H	Fig	N	O	P	Q	R	S	T	Fig
23	20	50	72	M20x1.5	91	1	23	20	40	75	26	61	-	-

kW	da:	a:	Cambio	Telaio
from:	to:	Gearbox	Chassis	
1.1	37/40	02.82 09.88	- -	
1.1	43	02.82 09.88	- -	
1.3	44	01.86 08.90	- -	

A	B	C	D	F	H	Fig	N	O	P	Q	R	S	T	Fig
23	20	50	72	M20x1.5	91	1	23	20	40	75	26	61	-	-

K11800



K21800

586

Outer Joint

Driveshaft

Inner Joint

FO1002

FO3007

FO2010

Note: -

K21800



K11800

865

Inner Joint

Driveshaft

Outer Joint

FO2010

FO3008

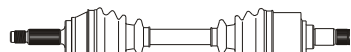
FO1002

A	B	C	D	F	H	Fig	N	O	P	Q	R	S	T	Fig
23	22	55	84	M20x1.5	91	1	23	22	40	84	26	61	-	-

1.1 Van.	39/40	08.80 01.82	- -	
1.3	52/54	08.80 01.82	- -	
1.6	65/66	08.80 01.82	- -	
1.6 Aut.	65/66	11.82 07.89	ATX -	
1.6 XR3	70	08.80 01.82	- -	

A	B	C	D	F	H	Fig	N	O	P	Q	R	S	T	Fig
23	22	55	84	M20x1.5	91	1	23	22	40	84	26	61	-	-

K11810



K21810

572

Outer Joint

Driveshaft

Inner Joint


FO1003

FO3013

FO2007

Note: -

K21810



K11810

881

Inner Joint

Driveshaft

Outer Joint

FO2007

FO3014

FO1003

A	B	C	D	F	H	Fig	N	O	P	Q	R	S	T	Fig
23	22	55	84	M20x1.5	91	1	23	22	40	84	26	61	-	4

1.3	52/54	02.82 12.85	- -	
1.6	65/66	02.82 08.90	- -	
1.6 D	40	02.84 08.90	- -	
1.6 Turbo	97	02.82 08.90	- -	
1.6 XR3	97	02.82 08.90	- -	

A	B	C	D	F	H	Fig	N	O	P	Q	R	S	T	Fig
23	22	55	84	M20x1.5	91	1	23	22	40	84	26	61	-	4

K11810



K21810

590

Outer Joint

Driveshaft

Inner Joint

FO1003

FO3015

FO3110

FO2007


FO2027

abs 56

abs 56

Note: -

K21810



K11810

863

Inner Joint

Driveshaft

Outer Joint

FO2007

FO2027

abs 56

FO3016

FO3111

abs 56

FO1003


Escort IV (Front)

A	B	C	D	F	H	Fig	N	O	P	Q	R	S	T	Fig
23	22	55	84	M20x1.5	91	1	23	22	40	84	26	61	-	4

kW	da:	a:	Cambio	Telaio
from:	to:	Gearbox	Chassis	
1.1	37/40	10.88 08.90	- -	
1.1	43	10.88 08.90	- -	
1.1 Aut.	37/40	04.86 08.90	- -	
1.1 Van Aut.	39/40	04.86 08.90	- -	
1.4	55	01.86 08.90	- -	
1.8 D	44	04.86 08.90	- -	

A	B	C	D	F	H	Fig	N	O	P	Q	R	S	T	Fig
23	22	55	84	M20x1.5	91	1	23	22	40	84	26	61	-	4

K11810



K21810

590

Outer Joint

Driveshaft

Inner Joint

FO1003

FO3015

FO3110

FO2007


FO2027

abs 56

abs 56

Note: -

K21810



K11810

863

Inner Joint

Driveshaft

Outer Joint

FO2007

FO2027

abs 56

FO3016

FO3111

abs 56

FO1003



Sinistra / Left

Ford

Destra / Right

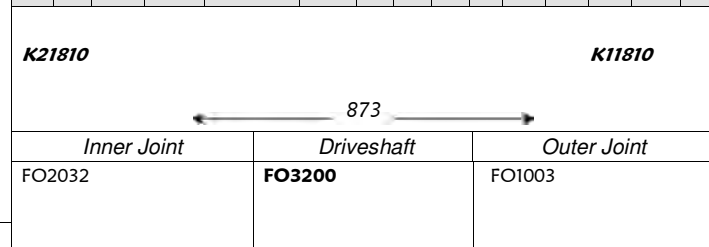
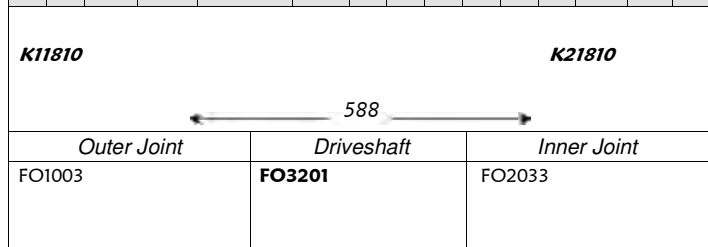


Escort IV (Front)

A	B	C	D	F	H	Fig	N	O	P	Q	R	S	T	Fig
23	22	55	84	M20x1.5	91	1	23	22	42	84	28	90	-	-

kW	da: from:	a: to:	Cambio Gearbox	Telaio Chassis
55	11.82	08.90	CTX	-
65/66	04.86	08.90	CTX	-

A	B	C	D	F	H	Fig	N	O	P	Q	R	S	T	Fig
23	22	55	84	M20x1.5	91	1	23	22	42	82.5	27	66	-	-

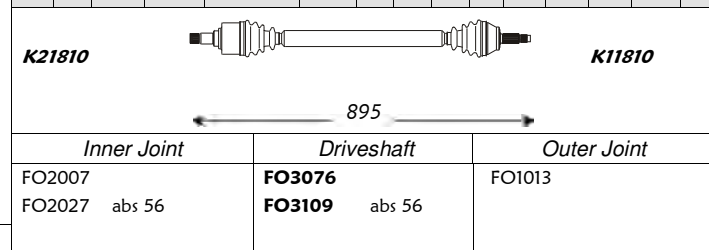
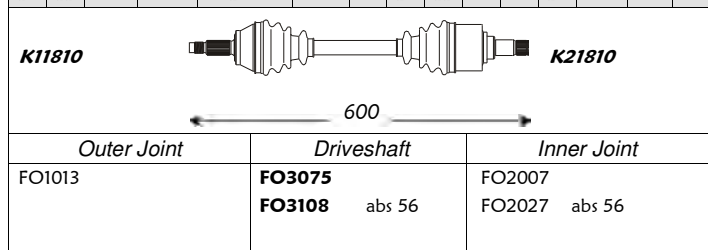


Escort V (Front)

A	B	C	D	F	H	Fig	N	O	P	Q	R	S	T	Fig
23	22	48	84	M20x1.5	80	1	23	22	40	84	26	61	30	4

kW	da: from:	a: to:	Cambio Gearbox	Telaio Chassis
44	09.90	10.91	-	-

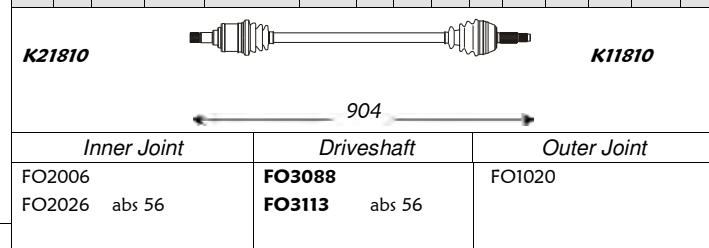
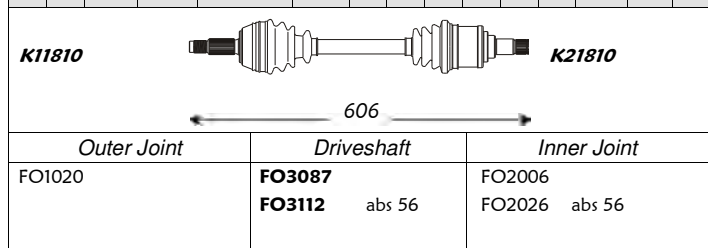
A	B	C	D	F	H	Fig	N	O	P	Q	R	S	T	Fig
23	22	48	84	M20x1.5	80	1	23	22	40	84	26	61	30	4



A	B	C	D	F	H	Fig	N	O	P	Q	R	S	T	Fig
25	22	56.5	81	M22x1.5	88	1	23	22	40	84	26	61	30	5

1.4	52	09.90	10.91	-	-
1.6	65/66	09.90	--	-	-
1.8 D	44	09.90	01.95	-	-

A	B	C	D	F	H	Fig	N	O	P	Q	R	S	T	Fig
25	22	56.5	81	M22x1.5	88	1	23	22	40	84	26	61	30	5





Sinistra / Left

Ford

Destra / Right



Escort V Van (Front)

A	B	C	D	F	H	Fig	N	O	P	Q	R	S	T	Fig
23	22	48	84	M20x1.5	80	1	23	22	40	84	26	61	30	4

1.3

kW

46

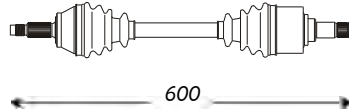
da: a: Cambio
from: to: Gearbox

Telaio
Chassis

- -

A	B	C	D	F	H	Fig	N	O	P	Q	R	S	T	Fig
23	22	48	84	M20x1.5	80	1	23	22	40	84	26	61	30	4

K11810



K21810

600

Outer Joint

Driveshaft

Inner Joint

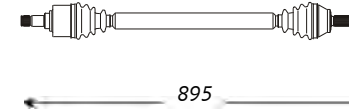
FO1013

FO3075
FO3108 abs 56

FO2007
FO2027 abs 56

Note : -

K21810



K11810

895

Inner Joint

Driveshaft

Outer Joint

FO2007
FO2027 abs 56

FO3076
FO3109 abs 56

FO1013

Escort VI (Front)

A	B	C	D	F	H	Fig	N	O	P	Q	R	S	T	Fig
25	25	56.6	90	M22x1.5	88	1	26		40	87.2	31	68.5	37	5

1.8 TD

kW

66

da: a: Cambio
from: to: Gearbox

Telaio
Chassis

77

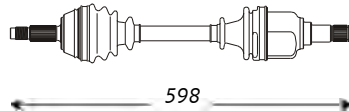
02.92 01.95 MTX75 -

110

10.91 01.95 MTX75 -

A	B	C	D	F	H	Fig	N	O	P	Q	R	S	T	Fig
25	25	56.6	90	M22x1.5	88	1	26		40	87.2	31	68.5	37	5

K11870



K21871

598

Outer Joint

Driveshaft

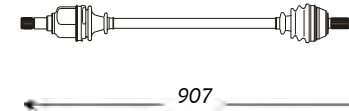
Inner Joint

FO1022

FO3136

Note : -

K21871



K11870

907

Inner Joint

Driveshaft

Outer Joint

FO3137

FO1022

A	B	C	D	F	H	Fig	N	O	P	Q	R	S	T	Fig
23	22	55	84	M20x1.5	92	1	-	-	-	-	-	69	-	-

2.0 Cosw. 4X4

162

01.93 -- -- - -

A	B	C	D	F	H	Fig	N	O	P	Q	R	S	T	Fig
23	22	55	84	M20x1.5	92	1	-	-	-	-	-	69	-	-

577

Outer Joint

Driveshaft

Inner Joint

FO1056 abs 94

FO3276 abs 94

Note : -

577

Inner Joint

Driveshaft

Outer Joint

FO3277 abs 94

FO1056 abs 94



Sinistra / Left

Ford

Destra / Right



Escort VI (Rear)

													kW	da:	a:	Cambio	Telaio																			
													from:	to:	Gearbox	Chassis																				
A	B	C	D	F	H	Fig	N	O	P	Q	R	S	T	Fig							A	B	C	D	F	H	Fig	N	O	P	Q	R	S	T	Fig	
-	-	-	-	-	-	-	-	-	-	-	-	-	-	-	2.0 Cosw. 4X4	162	01.93	--	-	-	-	-	-	-	-	-	-	-	-	-	-	-	-	-	-	-
Outer Joint				Driveshaft					Inner Joint				Inner Joint				Driveshaft					Outer Joint														
				FO3249													FO3249																			
														Note : -																						

Escort VII (Front)

													kW	da:	a:	Cambio	Telaio																			
													from:	to:	Gearbox	Chassis																				
A	B	C	D	F	H	Fig	N	O	P	Q	R	S	T	Fig							A	B	C	D	F	H	Fig	N	O	P	Q	R	S	T	Fig	
25	25	56.6	90	M22x1.5	88	1	26		-	-	-	-	-	-	1.8 TD	66	02.95	12.96	MTX75	-	-	25	25	56.6	90	M22x1.5	88	1	25		-	-	-	-	-	-
Outer Joint				Driveshaft					Inner Joint				Inner Joint				Driveshaft					Outer Joint														
FO1022				FO3260													FO3261					FO1022														
														Note : -																						
25	25	56.6	90	M22x1.5	88	1	26		-	-	-	-	-	-	1.8 TD	66	01.97	10.98	MTX75	-	25	30	56.6	90	M22x1.5	88	3	26		40	83	29	368	-	-	
Outer Joint				Driveshaft					Inner Joint				Inner Joint				Driveshaft					Outer Joint														
FO1022				FO3260													FO3262					FO1022														
														Note : -																						



Sinistra / Left

Ford

Destra / Right



Escort VIII (Front)

A	B	C	D	F	H	Fig	N	O	P	Q	R	S	T	Fig
25	25	56.6	90	M22x1.5	88	1	26		-	-	-	-	-	-

1.8 TD kW da: a: Cambio Telaio
 from: to: Gearbox Chassis

66 11.98 07.00 - -

A	B	C	D	F	H	Fig	N	O	P	Q	R	S	T	Fig
25	30	56.6	90	M22x1.5	88	3	26		40	83	29	368	-	-

598

Outer Joint	Driveshaft	Inner Joint
FO1062	FO3216	

Note : -

905

Inner Joint	Driveshaft	Outer Joint
	FO3208	FO1062

Fiesta I (Serie GFBT - Front)

A	B	C	D	F	H	Fig	N	O	P	Q	R	S	T	Fig
22	20	50	72	M20x1.5	91	1	22	20	40	75	26	61	-	-

1.0 kW da: a: Cambio Telaio
 from: to: Gearbox Chassis

29/33 05.76 08.79 - -

A	B	C	D	F	H	Fig	N	O	P	Q	R	S	T	Fig
22	20	50	72	M20x1.5	91	1	22	20	40	75	26	61	-	-

K11800

K21800

563

Outer Joint	Driveshaft	Inner Joint
FO1006	FO3019	FO2009

Note : -

K21800

K11800

832

Inner Joint	Driveshaft	Outer Joint
FO2009	FO3020	FO1006

A	B	C	D	F	H	Fig	N	O	P	Q	R	S	T	Fig
22	20	50	72	M20x1.5	91	1	23	20	40	75	26	61	-	-

1.0 kW da: a: Cambio Telaio
 from: to: Gearbox Chassis

33 09.79 07.80 - -

A	B	C	D	F	H	Fig	N	O	P	Q	R	S	T	Fig
22	20	50	72	M20x1.5	91	1	23	20	40	75	26	61	-	-

K11800

K21810

562

Outer Joint	Driveshaft	Inner Joint
FO1006	FO3038	FO2010

Note : -

K21810

K11800

835

Inner Joint	Driveshaft	Outer Joint
FO2010	FO3039	FO1006

A	B	C	D	F	H	Fig	N	O	P	Q	R	S	T	Fig
23	20	50	72	M20x1.5	91	1	23	20	40	75	26	61	-	-

1.0 kW da: a: Cambio Telaio
 from: to: Gearbox Chassis

33 08.80 07.83 - -

A	B	C	D	F	H	Fig	N	O	P	Q	R	S	T	Fig
23	20	50	72	M20x1.5	91	1	23	20	40	75	26	61	-	-

K11800

K21810

563

Outer Joint	Driveshaft	Inner Joint
FO1002	FO3021	FO2010

Note : -

K21810

K11800

832

Inner Joint	Driveshaft	Outer Joint
FO2010	FO3022	FO1002



Sinistra / Left

Ford

Destra / Right



Fiesta I (Serie GFBT - Front)

A	B	C	D	F	H	Fig	N	O	P	Q	R	S	T	Fig
22	22	55	81	M20x1.5	91	1	-	22	-	94	-	-	-	-

1.3

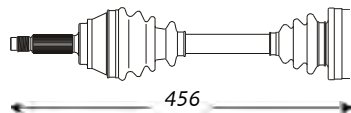
kW

da: a: Cambio
from: to: Gearbox

Telaio
Chassis

49 08.77 07.80 - -

K11870



456

Outer Joint

Driveshaft

Inner Joint

FO1008

FO3025

FO2011

Note: -

A	B	C	D	F	H	Fig	N	O	P	Q	R	S	T	Fig
23	22	55	81	M20x1.5	91	1	-	22	-	94	-	-	-	-

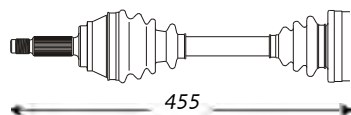
1.3

49 08.80 08.83 - -

1.6 XR2

71 09.81 08.83 - -

K11800



455

Outer Joint

Driveshaft

Inner Joint

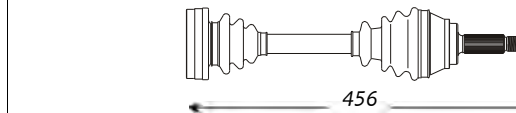
FO1071

FO3026

FO2011

Note: -

A	B	C	D	F	H	Fig	N	O	P	Q	R	S	T	Fig
22	22	55	81	M20x1.5	91	1	-	22	-	94	-	-	-	-



456

Inner Joint

Driveshaft

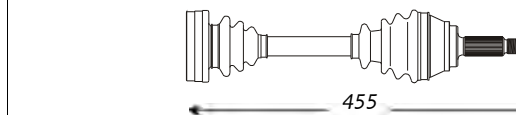
Outer Joint

FO2011

FO3025

FO1008

A	B	C	D	F	H	Fig	N	O	P	Q	R	S	T	Fig
23	22	55	81	M20x1.5	91	1	-	22	-	94	-	-	-	-



455

Inner Joint

Driveshaft

Outer Joint

FO2011

FO3026

FO1071

Fiesta II (Serie FBD - Front)

A	B	C	D	F	H	Fig	N	O	P	Q	R	S	T	Fig
23	22	55	81	M20x1.5	91	1	23	20	40	75	26	61	-	-

1.0

kW

da: a: Cambio
from: to: Gearbox

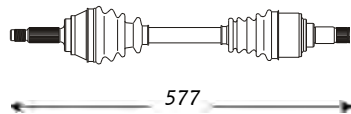
Telaio
Chassis

33 08.83 03.89 - -

1.1

36 08.83 03.89 - -

K11800



577

Outer Joint

Driveshaft

Inner Joint

FO1071

FO3023

FO2010

Note: -

A	B	C	D	F	H	Fig	N	O	P	Q	R	S	T	Fig
23	22	55	81	M20x1.5	91	1	-	22	-	94	-	-	-	-

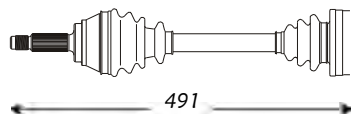
1.3

51 09.83 01.87 - -

1.4

52 01.86 05.86 - -

K11870



491

Outer Joint

Driveshaft

Inner Joint

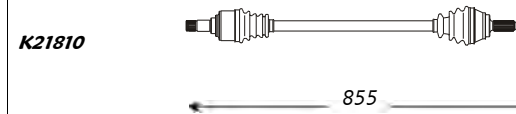
FO1071

FO3064

FO2011

Note: -

A	B	C	D	F	H	Fig	N	O	P	Q	R	S	T	Fig
23	22	55	81	M20x1.5	91	1	23	20	40	75	26	61	-	-



855

Inner Joint

Driveshaft

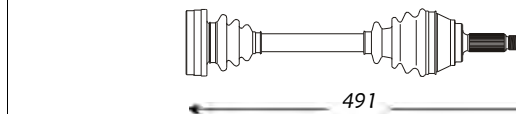
Outer Joint

FO2010

FO3024

FO1071

A	B	C	D	F	H	Fig	N	O	P	Q	R	S	T	Fig
23	22	55	81	M20x1.5	91	1	-	22	-	94	-	-	-	-



491

Inner Joint

Driveshaft

Outer Joint

FO2011

FO3064

FO1071



Sinistra / Left

Ford

Destra / Right



Fiesta II (Serie FBD - Front)

A	B	C	D	F	H	Fig	N	O	P	Q	R	S	T	Fig
23	22	55	84	M20x1.5	91	1	23	22	40	84	26	61	-	-

1.4 kW da: 52 from: 05.86 a: 03.89 to: - Cambio Gearbox Telaio Chassis

A	B	C	D	F	H	Fig	N	O	P	Q	R	S	T	Fig
23	22	55	84	M20x1.5	91	1	23	22	40	84	26	61	-	-

K11870  **K21810**

575

K21810  **K11870**

766

Outer Joint	Driveshaft	Inner Joint
FO1003	FO3211	FO2007

Note: -

Inner Joint	Driveshaft	Outer Joint
FO2007	FO3212	FO1003

A	B	C	D	F	H	Fig	N	O	P	Q	R	S	T	Fig
23	22	55	81	M20x1.5	91	1	-	-	-	-	-	-	-	-

1.6 D kW 40 da: 02.84 from: 03.88 to: - Cambio Gearbox Telaio Chassis
1.6 XR2 kW 71 da: 02.84 from: 03.89 to: -

A	B	C	D	F	H	Fig	N	O	P	Q	R	S	T	Fig
23	22	55	81	M20x1.5	91	1	-	-	-	-	-	-	-	-

575

855

Outer Joint	Driveshaft	Inner Joint
FO1071	FO3239	

Note: -

Inner Joint	Driveshaft	Outer Joint
	FO3240	FO1071

A	B	C	D	F	H	Fig	N	O	P	Q	R	S	T	Fig
23	20	50	72	M20x1.5	91	1	23	20	40	75	26	61	-	-

1.6 D kW 40 da: 04.88 from: 03.89 to: - Cambio Gearbox Telaio Chassis

A	B	C	D	F	H	Fig	N	O	P	Q	R	S	T	Fig
23	20	50	72	M20x1.5	91	1	23	20	40	75	26	61	-	-

K11800  **K21800**

574

K21800  **K11800**

853

Outer Joint	Driveshaft	Inner Joint
FO1002	FO3209	FO2010

Note: -

Inner Joint	Driveshaft	Outer Joint
FO2010	FO3210	FO1002

Fiesta III (Serie GFJ - Front)

A	B	C	D	F	H	Fig	N	O	P	Q	R	S	T	Fig
23	20	60	72	M20x1.5	80	1	23	20	40	75	26	61	-	-

1.0 kW 33 da: 04.89 from: 05.94 to: - Cambio Gearbox Telaio Chassis
1.1 kW 37 da: 04.89 from: 05.94 to: -

A	B	C	D	F	H	Fig	N	O	P	Q	R	S	T	Fig
23	20	60	72	M20x1.5	80	1	23	20	40	75	26	61	-	-

K11800  **K21810**

582

K21810  **K11800**

862

Outer Joint	Driveshaft	Inner Joint
FO1018	FO3062 FO3114 abs 56	FO2010 FO2026 abs 56

Note: -

Inner Joint	Driveshaft	Outer Joint
FO2010 FO2026 abs 56	FO3063 FO3115 abs 56	FO1018



Sinistra / Left

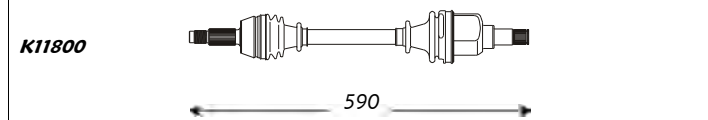
Ford

Destra / Right



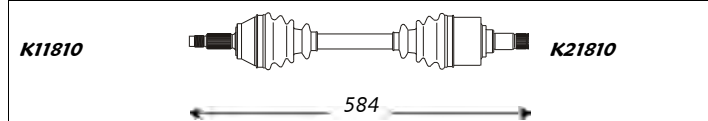
Fiesta III (Serie GFJ - Front)

A	B	C	D	F	H	Fig	N	O	P	Q	R	S	T	Fig
25	20	56.6	72	M22x1.5	89	1	23	22	40	84	26	61	30	5



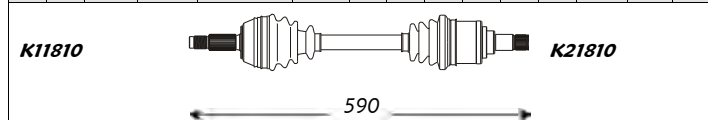
Outer Joint	Driveshaft	Inner Joint
FO1026	FO3181 FO3225 abs 56	FO2006 FO2026 abs 56

A	B	C	D	F	H	Fig	N	O	P	Q	R	S	T	Fig
23	22	48	84	M22x1.5	80	1	23	22	40	84	26	61	-	4



Outer Joint	Driveshaft	Inner Joint
FO1013	FO3065 FO3193 abs 56	FO2006 FO2026 abs 56

A	B	C	D	F	H	Fig	N	O	P	Q	R	S	T	Fig
25	22	56.6	81	M22x1.5	89	1	23	22	40	84	26	61	30	5



Outer Joint	Driveshaft	Inner Joint
FO1057	FO3118 FO3120 abs 56	FO2006 FO2026 abs 56

kW	da:	a:	Cambio	Telaio
	from:	to:	Gearbox	Chassis
1.0	33	06.94 12.95	- -	
1.1	37	06.94 12.95	- -	

Note: -


1.3	44/49	07.90 01.94	- -	
1.4	52	04.89 01.94	- -	
1.6 Turbo	96/98	07.90 -- --	- -	
1.6 XR2	71	04.89 01.94	- -	
1.8 D	43/44	04.89 01.94	- -	
1.8 D	44	04.89 01.94	- -	
1.8 i 16V	77	01.92 01.94	- -	
1.8 XR2	96	01.92 01.94	- -	

Note: -

1.3 i	44	02.94 12.96	- -	
1.4 16V	66	02.94 12.96	- -	
1.6 16V	76	02.94 12.96	- -	
1.6 XR2	81	02.94 12.96	- -	
1.8 D	43/44	02.94 12.96	- -	
1.8 TD	57	02.94 12.96	- -	
1.8 XR2	96	02.94 12.96	- -	

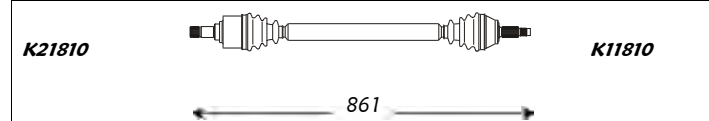
Note: -

A	B	C	D	F	H	Fig	N	O	P	Q	R	S	T	Fig
25	20	56.6	72	M22x1.5	89	1	23	22	40	84	26	61	30	5




Inner Joint	Driveshaft	Outer Joint
FO2006 FO2026 abs 56	FO3184 FO3226 abs 56	FO1026

A	B	C	D	F	H	Fig	N	O	P	Q	R	S	T	Fig
23	22	48	84	M22x1.5	80	1	23	22	40	84	26	61	-	4



Inner Joint	Driveshaft	Outer Joint
FO2006 FO2026 abs 56	FO3066 FO3194 abs 56	FO1013

A	B	C	D	F	H	Fig	N	O	P	Q	R	S	T	Fig
25	22	56.6	81	M22x1.5	89	1	23	22	40	84	26	61	30	5



Inner Joint	Driveshaft	Outer Joint
FO2006 FO2026 abs 56	FO3119 FO3121 abs 56	FO1057



Sinistra / Left

Ford

Destra / Right

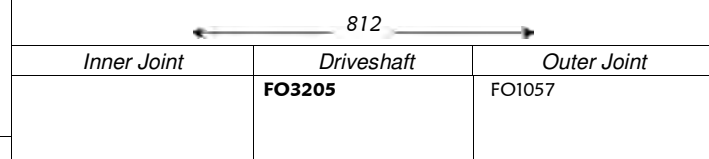
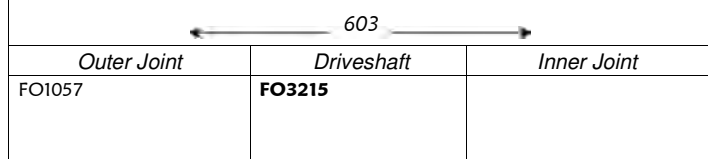


Fiesta IV (Serie JA_, JB_ - Front)

A	B	C	D	F	H	Fig	N	O	P	Q	R	S	T	Fig
25	22	56.6	81	M22x1.5	89	1	23		40	73	-	61.3	-	-

kW	da: from:	a: to:	Cambio Gearbox	Telaio Chassis
1.25 16V	55	01.96	12.96	- -
1.3 i	37	01.96	12.96	- -
1.4 16V	66	04.96	12.96	- -
1.8 D	44/55	08.95	12.96	- -

A	B	C	D	F	H	Fig	N	O	P	Q	R	S	T	Fig
25	22	56.6	81	M22x1.5	89	1	25		-	74.5	35	285	32	-

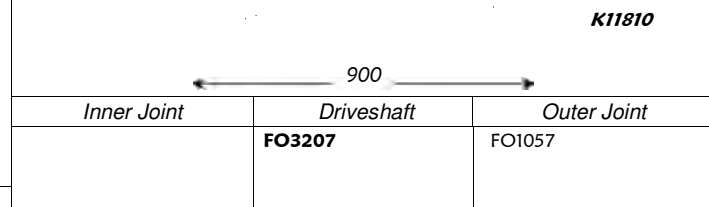
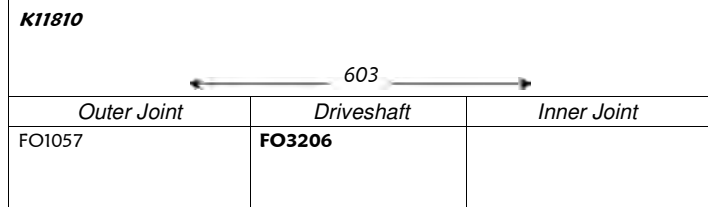


Note: -

A	B	C	D	F	H	Fig	N	O	P	Q	R	S	T	Fig
25	22	56.6	81	M22x1.5	89	1	23		40	78.5	25	61.5	30	5

kW	da: from:	a: to:	Cambio Gearbox	Telaio Chassis
1.25 16V	55	01.97	01.02	- -
1.3 i	37	01.97	04.00	- -
1.4 16V	66	01.97	01.02	- -
1.8 D	44/55	01.97	04.00	- -

A	B	C	D	F	H	Fig	N	O	P	Q	R	S	T	Fig
25	22	56.6	81	M22x1.5	89	1	23		40	78.5	23	371	30	5



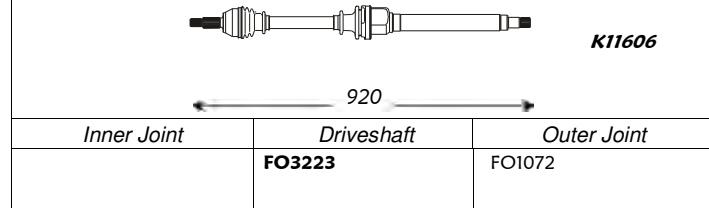
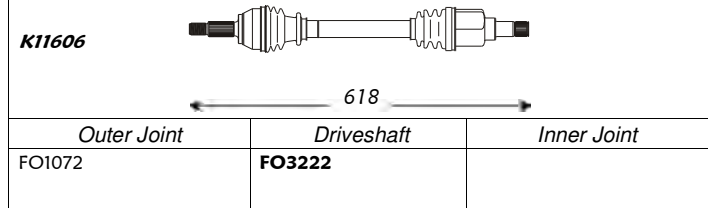
Note: -

Fiesta V (Serie JH_, JD_ - Front)

A	B	C	D	F	H	Fig	N	O	P	Q	R	S	T	Fig
25	22	53	73.6	M22x1.5	88	2	23		40	72	28	61.5	31	-

kW	da: from:	a: to:	Cambio Gearbox	Telaio Chassis
1.3 8V	44/51	11.01	----	- -
1.4 16V	59	11.01	----	- -
1.6 16V	74	11.01	----	- -

A	B	C	D	F	H	Fig	N	O	P	Q	R	S	T	Fig
25	22	53	73.6	M22x1.5	88	2	23		40	72	28	372	31	-



Note: -



Sinistra / Left

Ford

Destra / Right




Fiesta V (Serie JH_, JD_ - Front)

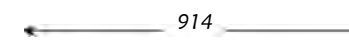
A	B	C	D	F	H	Fig	N	O	P	Q	R	S	T	Fig
25	20	53	72	M22x1.5	89	-	23		40	-	-	61.5	30	5

kW	da:	a:	Cambio	Telaio
from:	to:	to:	Gearbox	Chassis
50	08.02	----	-	-

A	B	C	D	F	H	Fig	N	O	P	Q	R	S	T	Fig
25	20	53	72	M22x1.5	89	-	23		40	-	-	372	30	5



Outer Joint	Driveshaft	Inner Joint
FO1076	FO3258	



Inner Joint	Driveshaft	Outer Joint
	FO3259	FO1076

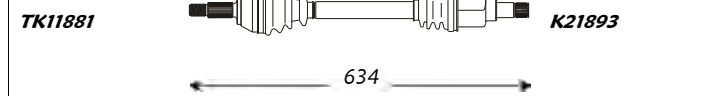
Note : -

Focus (Serie DAW/DBW - Front)

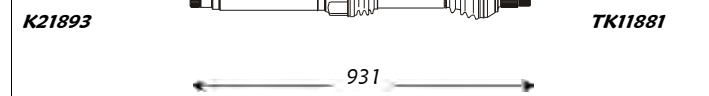
A	B	C	D	F	H	Fig	N	O	P	Q	R	S	T	Fig
25	23	53,2	82	M22x1.5	87	3	23		-	-	-	-	-	-

kW	da:	a:	Cambio	Telaio
from:	to:	to:	Gearbox	Chassis
55	10.98	--	B5/IB5	-
74	10.98	--	B5/IB5	-
85	10.98	--	B5/IB5	-

A	B	C	D	F	H	Fig	N	O	P	Q	R	S	T	Fig
25	23	53,2	82	M22x1.5	87	3	23		-	-	-	-	-	-



Outer Joint	Driveshaft	Inner Joint
FO1060	FO3189	



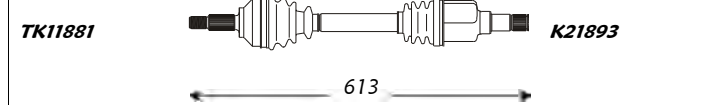
Inner Joint	Driveshaft	Outer Joint
	FO3190	FO1060

Note : -

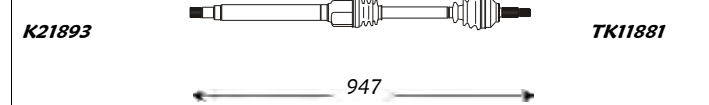
A	B	C	D	F	H	Fig	N	O	P	Q	R	S	T	Fig
25	23	53,2	82	M22x1.5	87	3	26		40	78	35	69	34	5

1.8 D	55	10.98	--	MTX75	-
1.6 16V	74	10.98	--	MTX75	-
1.8 16V	85	10.98	--	MTX75	-

A	B	C	D	F	H	Fig	N	O	P	Q	R	S	T	Fig
25	23	53,2	82	M22x1.5	87	3	26		40	78	35	395	34	5



Outer Joint	Driveshaft	Inner Joint
FO1060	FO3191	





Inner Joint	Driveshaft	Outer Joint
	FO3192	FO1060

Note : -

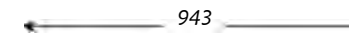
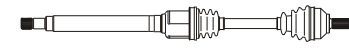
A	B	C	D	F	H	Fig	N	O	P	Q	R	S	T	Fig
25	24	52.8	84.4	M22x1.5	88	2	26		40	81	-	69	35.5	5

1.8 TdCi	85	03.01	--	-	-
1.8 TdCi	74	09.02	--	-	-

A	B	C	D	F	H	Fig	N	O	P	Q	R	S	T	Fig
25	24	52.8	84.4	M22x1.5	88	2	36		-	81	-	389	35.5	5



Outer Joint	Driveshaft	Inner Joint
FO1073	FO3250	



Inner Joint	Driveshaft	Outer Joint
	FO3251	FO1073

Note : -



Sinistra / Left

Ford

Destra / Right



Focus C-Max (Front)

														kW	da:	a:	Cambio	Telaio																		
														from:	to:	Gearbox	Chassis																			
A	B	C	D	F	H	Fig	N	O	P	Q	R	S	T	Fig							A	B	C	D	F	H	Fig	N	O	P	Q	R	S	T	Fig	
36	24	56	81	-	-	2	23		40	78.5	25	61.5	30	5	1.6	74/85	10.03	----	-	-		36	24	56	81	-	-	2	23		40	78.5	25	371	30	5
← 601 →														← 905 →																						
Outer Joint				Driveshaft				Inner Joint						Inner Joint				Driveshaft				Outer Joint														
FO1088				FO3285														FO3286				FO1088														
Note : -																																				
A	B	C	D	F	H	Fig	N	O	P	Q	R	S	T	Fig							A	B	C	D	F	H	Fig	N	O	P	Q	R	S	T	Fig	
36	26	56.5	87	M10x1.5	-	2	26		40	-	-	70	-	5	1.6 TdCi	66/80	10.03	11.07	-	-		36	26	56.5	87	M10x1.5	-	2	26		40	-	-	389	-	5
← 583 →														← 921 →																						
Outer Joint				Driveshaft				Inner Joint						Inner Joint				Driveshaft				Outer Joint														
FO1082				FO3273														FO3274				FO1082														
Note : -																																				

Focus II (Front)

														kW	da:	a:	Cambio	Telaio																		
														from:	to:	Gearbox	Chassis																			
A	B	C	D	F	H	Fig	N	O	P	Q	R	S	T	Fig							A	B	C	D	F	H	Fig	N	O	P	Q	R	S	T	Fig	
36	24	56	81	-	-	2	23		40	78.5	25	61.5	30	5	1.4	59	11.04	----	-	-		36	24	56	81	-	-	2	23		40	78.5	25	371	30	5
36	26	56.5	87	M10x1.5	-	2	26		40	-	-	70	-	5	1.6	74/85	11.04	----	-	-		36	26	56.5	87	M10x1.5	-	2	26		40	-	-	389	-	5
← 601 →														← 905 →																						
Outer Joint				Driveshaft				Inner Joint						Inner Joint				Driveshaft				Outer Joint														
FO1088				FO3285														FO3286				FO1088														
Note : -																																				
A	B	C	D	F	H	Fig	N	O	P	Q	R	S	T	Fig							A	B	C	D	F	H	Fig	N	O	P	Q	R	S	T	Fig	
36	26	56.5	87	M10x1.5	-	2	26		40	-	-	70	-	5	1.6 TdCi	66/80	11.04	----	-	-		36	26	56.5	87	M10x1.5	-	2	26		40	-	-	389	-	5
← 583 →														← 921 →																						
Outer Joint				Driveshaft				Inner Joint						Inner Joint				Driveshaft				Outer Joint														
FO1082				FO3273														FO3274				FO1082														
Note : -																																				



Sinistra / Left

Ford

Destra / Right




Fusion (Serie JU_ - Front)

A	B	C	D	F	H	Fig	N	O	P	Q	R	S	T	Fig
25	22	53	73.6	M22x1.5	88	2	23		40	72	28	61.5	31	-

kW	da:	a:	Cambio	Telaio
from:	to:	Gearbox	Chassis	
1.4 16V	59	08.02	--	-
1.6 16V	74	11.01	----	-

A	B	C	D	F	H	Fig	N	O	P	Q	R	S	T	Fig
25	22	53	73.6	M22x1.5	88	2	23		40	72	28	372	31	-

K11606



618

Outer Joint

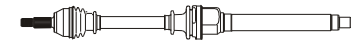
Driveshaft

Inner Joint

FO1072

FO3222

Note : -



920

K11606

Inner Joint

Driveshaft

Outer Joint

FO3223

FO1072

A	B	C	D	F	H	Fig	N	O	P	Q	R	S	T	Fig
25	20	53	72	M22x1.5	89	-	23		40	-	-	61.5	30	5

1.4 TDCi	50	11.01	----	-
----------	----	-------	------	---

A	B	C	D	F	H	Fig	N	O	P	Q	R	S	T	Fig
25	20	53	72	M22x1.5	89	-	23		40	-	-	372	30	5

616

Outer Joint

Driveshaft

Inner Joint

FO1076

FO3258

Note : -

914

Inner Joint

Driveshaft

Outer Joint

FO3259

FO1076

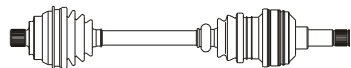
Galaxy (Serie VX,VY - Front)

A	B	C	D	F	H	Fig	N	O	P	Q	R	S	T	Fig
38	27	60	98	M16x1.5	34	3	26	28	40	101	77	100	-	4

kW	da:	a:	Cambio	Telaio
from:	to:	Gearbox	Chassis	
1.9 TDI	66/81	02.96	04.00	-
2.0	85	11.95	--	-
2.3	107	01.97	--	-
2.8 V6	128	11.95	04.00	-

A	B	C	D	F	H	Fig	N	O	P	Q	R	S	T	Fig
38	27	60	98	M16x1.5	34	3	35	28	42	104	42	40	-	4

TK12539



K21845

620

Outer Joint

Driveshaft

Inner Joint

FO1058

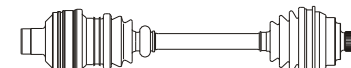
FO1054 abs 48

FO3293

FO3284 abs 48

Note : -

K21845



TK12539

558

Inner Joint

Driveshaft

Outer Joint

FO3214

FO3186 abs 48

FO1058

FO1054 abs 48

A	B	C	D	F	H	Fig	N	O	P	Q	R	S	T	Fig
38	36	60	100	M16x1.5	34	3	-	-	-	-	-	-	-	-

1.9 TDI	85/96	02.00	05.06	-
2.8 V6	150	02.00	05.06	-

A	B	C	D	F	H	Fig	N	O	P	Q	R	S	T	Fig
38	36	60	100	M16x1.5	34	3	-	-	-	-	-	-	-	-

TK12539

K21845

507

Outer Joint

Driveshaft

Inner Joint

FO1067 abs 48

FO3228 abs 48

Note : -

K21845

TK12539

507

Inner Joint

Driveshaft

Outer Joint

FO3228 abs 48

FO1067 abs 48



Sinistra / Left

Ford

Destra / Right



Galaxy (Serie VX,VY - Front)

A	B	C	D	F	H	Fig	N	O	P	Q	R	S	T	Fig
38	36	60	100	M16x1.5	34	3	-	-	-	-	-	-	-	-

kW	da: from:	a: to:	Cambio Gearbox	Telaio Chassis
85/96	02.00	05.06	-	-
150	02.00	03.03	-	-

A	B	C	D	F	H	Fig	N	O	P	Q	R	S	T	Fig
38	36	60	100	M16x1.5	34	3	-	-	-	-	-	-	-	-


TK12539 **K21845**



Outer Joint	Driveshaft	Inner Joint
FO1067 abs 48	FO3227 abs 48	

Note : -

K21845 **TK12539**




Inner Joint	Driveshaft	Outer Joint
	FO3227 abs 48	FO1067 abs 48

A	B	C	D	F	H	Fig	N	O	P	Q	R	S	T	Fig
38	27	60	98	M16x1.5	34	3	-	-	-	112	-	-	-	-

2.8 V6 Aut.	128	11.95	04.00	-	-
-------------	-----	-------	-------	---	---

A	B	C	D	F	H	Fig	N	O	P	Q	R	S	T	Fig
38	27	60	98	M16x1.5	34	3	-	-	-	112	-	-	-	-



Outer Joint	Driveshaft	Inner Joint
FO1054 abs 48	FO3291 abs 48	

Note : -




Inner Joint	Driveshaft	Outer Joint
	FO3291 abs 48	FO1054 abs 48

A	B	C	D	F	H	Fig	N	O	P	Q	R	S	T	Fig
38	36	60	100	M16x1.5	34	3	-	-	-	-	-	-	-	-

2.8 V6 Aut.	150	04.03	05.06	-	-
-------------	-----	-------	-------	---	---

A	B	C	D	F	H	Fig	N	O	P	Q	R	S	T	Fig
38	36	60	100	M16x1.5	34	3	-	-	-	-	-	-	-	-


TK12539 **K21845**



Outer Joint	Driveshaft	Inner Joint
FO1067 abs 48	FO3227 abs 48	

Note : -

K21845 **TK12539**



Inner Joint	Driveshaft	Outer Joint
	FO3292 abs 48	FO1067 abs 48

Galaxy (Serie VX,VY - Rear)

A	B	C	D	F	H	Fig	N	O	P	Q	R	S	T	Fig
38		60	94.5	-	-	-	-	25	-	100	-	-	-	-

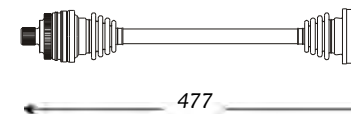
2.8 V6 4X4	128	04.96	04.00	-	-
------------	-----	-------	-------	---	---

A	B	C	D	F	H	Fig	N	O	P	Q	R	S	T	Fig
38		60	94.5	-	-	-	-	25	-	100	-	-	-	-



Outer Joint	Driveshaft	Inner Joint
	FO3243	FO2002

Note : -



Inner Joint	Driveshaft	Outer Joint
FO2002	FO3244	



Sinistra / Left

Ford

Destra / Right



Granada (Front)

A	B	C	D	F	H	Fig	N	O	P	Q	R	S	T	Fig	2.0 Cosw. 4X4	kW	da: from:	a: to:	Cambio Gearbox	Telaio Chassis	A	B	C	D	F	H	Fig	N	O	P	Q	R	S	T	Fig	
23	22	55	84	M20x1.5	92	1	23		40	72.6	-	66	30	5		162	01.91	09.94	-	-		23	22	55	84	M20x1.5	92	1	23		40	72.6	-	66	30	5
K11810															K21800																					
← 580 →															← 580 →																					
Outer Joint					Driveshaft					Inner Joint					Inner Joint					Driveshaft					Outer Joint											
FO1056 abs 94					FO3188 abs 94															FO3188 abs 94					FO1056 abs 94											
Note : -																																				

Granada (MT/AT) (Serie GG_ - Rear)

A	B	C	D	F	H	Fig	N	O	P	Q	R	S	T	Fig	2.6	kW	da: from:	a: to:	Cambio Gearbox	Telaio Chassis	A	B	C	D	F	H	Fig	N	O	P	Q	R	S	T	Fig
-	25	-	100	-	-	-	-	25	-	100	-	-	-	-	2.6	79/92	01.72	08.77	-	-	-	-	25	-	100	-	-	-	-	-	-	-	-	-	-
K11820															K21820																				
← 525 →															← 525 →																				
Outer Joint					Driveshaft					Inner Joint					Inner Joint					Driveshaft					Outer Joint										
FO2002					FO3197					FO2002					FO2002					FO3197					FO2002										
Note : -																																			
A	B	C	D	F	H	Fig	N	O	P	Q	R	S	T	Fig	2.8 Coupé	108/118	01.72	08.77	-	-	A	B	C	D	F	H	Fig	N	O	P	Q	R	S	T	Fig
-	28	-	108	-	-	-	-	28	-	108	-	-	-	-	-	28	-	108	-	-	-	28	-	108	-	-	-	-	-	-	-	-	-	-	-
K11820															K21820																				
← 520 →															← 520 →																				
Outer Joint					Driveshaft					Inner Joint					Inner Joint					Driveshaft					Outer Joint										
FO2036					FO3198					FO2036					FO2036					FO3198					FO2036										
Note : -																																			



Sinistra / Left

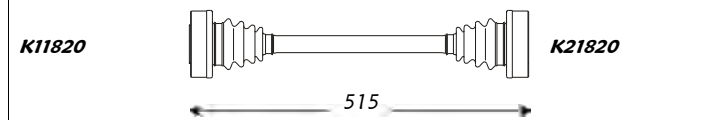
Ford

Destra / Right



Granada (MT/AT) (Serie GG_/GN_ - Rear)

A	B	C	D	F	H	Fig	N	O	P	Q	R	S	T	Fig
-	25	-	100	-	-	-	-	25	-	100	-	-	-	-




Outer Joint	Driveshaft	Inner Joint
FO2002	FO3003	FO2002

kW	da:	a:	Cambio	Telaio
from:	to:	to:	Gearbox	Chassis
1.6	55	08.77	01.85	-
1.7	48/51/55	01.72	01.85	-
2.0	74/77	01.72	01.85	-
2.0 V6	66	01.72	01.85	-
2.1 D	46	08.77	01.85	-
2.3	82/84	01.72	01.85	-
2.5 D	110	08.77	01.85	-
2.8	99	09.77	01.85	-

Note : -

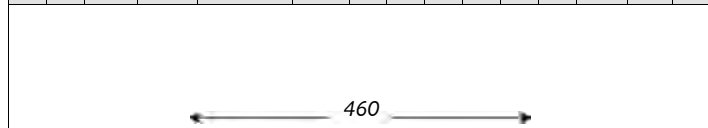
A	B	C	D	F	H	Fig	N	O	P	Q	R	S	T	Fig
-	25	-	100	-	-	-	-	25	-	100	-	-	-	-



Inner Joint	Driveshaft	Outer Joint
FO2002	FO3003	FO2002

Granada (Rear)

A	B	C	D	F	H	Fig	N	O	P	Q	R	S	T	Fig
-	28	-	108	-	-	-	-	28	-	108	-	-	-	-

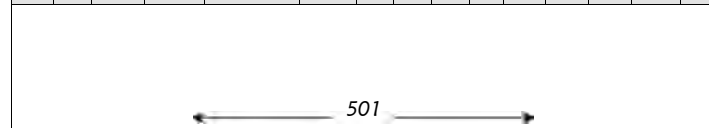


Outer Joint	Driveshaft	Inner Joint
FO2036	FO3229	FO2036

kW	da:	a:	Cambio	Telaio
from:	to:	to:	Gearbox	Chassis
2.0 Cosw. 4X4	162	01.91	09.94	-

Note : -

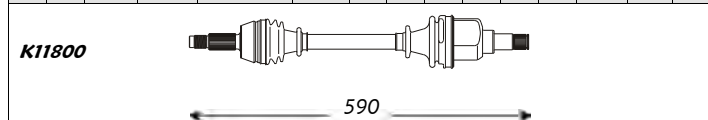
A	B	C	D	F	H	Fig	N	O	P	Q	R	S	T	Fig
-	28	-	108	-	-	-	-	28	-	108	-	-	-	-



Inner Joint	Driveshaft	Outer Joint
FO2036	FO3230	FO2036

Ka (Front)

A	B	C	D	F	H	Fig	N	O	P	Q	R	S	T	Fig
25	20	56.6	72	M22x1.5	89	1	23	22	40	84	26	61	30	5




Outer Joint	Driveshaft	Inner Joint
FO1026	FO3182	FO2006

kW	da:	a:	Cambio	Telaio
from:	to:	to:	Gearbox	Chassis
1.3 i	36/37/44	10.96	--	-

Note : -

A	B	C	D	F	H	Fig	N	O	P	Q	R	S	T	Fig
25	20	56.6	72	M22x1.5	89	1	23	22	40	84	26	61	30	5



Inner Joint	Driveshaft	Outer Joint
FO2006	FO3183	FO1026



Sinistra / Left

Ford

Destra / Right

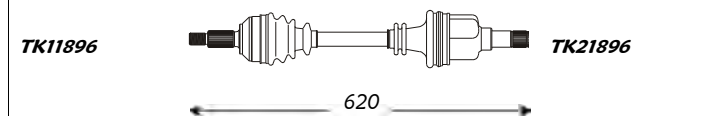


Mondeo I (Serie GBP - Front)

<i>kW</i>	<i>da:</i>	<i>a:</i>	<i>Cambio</i>	<i>Telaio</i>
	<i>from:</i>	<i>to:</i>	<i>Gearbox</i>	<i>Chassis</i>

A	B	C	D	F	H	Fig	N	O	P	Q	R	S	T	Fig
27	30	57	82	M22x1.5	91	3	26		40	86.5	-	68.5	38	-

1.6 i 16V	65/66	01.93	08.96	-	-
1.8 i 16V	85	01.93	08.96	-	-
2.0 i 16V	96/100	01.93	08.96	-	-



Outer Joint	Driveshaft	Inner Joint
FO1029 FO1030 abs 44	FO3122 FO3124 abs 44	

Note : -

A	B	C	D	F	H	Fig	N	O	P	Q	R	S	T	Fig
27	25	57	87	M22x1.5	91	3	35		42	89	32	129	-	-

1.8 i 16V Aut.	85	06.93	12.94	-	-
2.0 i 16V Aut.	96/100	06.93	12.94	-	-
2.5 V6 Aut.	125	08.94	08.96	-	-

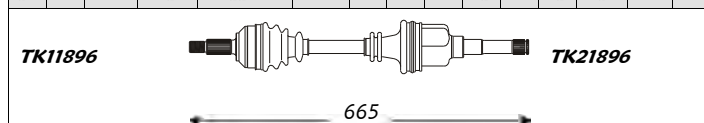


Outer Joint	Driveshaft	Inner Joint
FO1031 FO1032 abs 44	FO3202 FO3221 abs 44	

Note : -

A	B	C	D	F	H	Fig	N	O	P	Q	R	S	T	Fig
27	30	57	82	M22x1.5	91	3	35		42	86.5	32	129	38	-

1.8 i 16V Aut.	85	01.95	08.96	-	-
2.0 i 16V Aut.	96/100	01.95	08.96	-	-

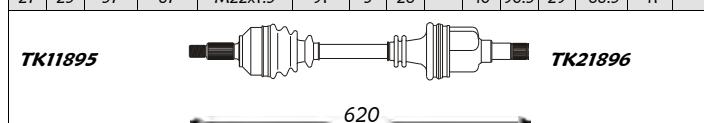


Outer Joint	Driveshaft	Inner Joint
FO1029 FO1030 abs 44	FO3203 FO3204 abs 44	

Note : -

A	B	C	D	F	H	Fig	N	O	P	Q	R	S	T	Fig
27	25	57	87	M22x1.5	91	3	26		40	90.5	29	68.5	41	-

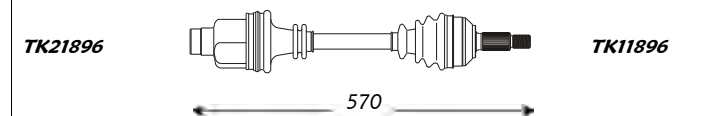
1.8 TD	65	09.93	08.96	-	-
2.5 V6	125	08.94	08.96	-	-



Outer Joint	Driveshaft	Inner Joint
FO1031 FO1032 abs 44	FO3126 FO3128 abs 44	

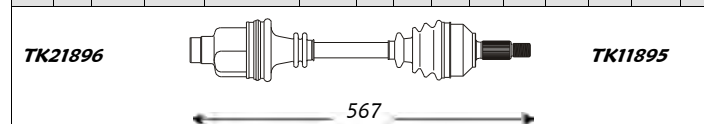
Note : -

A	B	C	D	F	H	Fig	N	O	P	Q	R	S	T	Fig
27	30	57	82	M22x1.5	91	3	35		42	86.5	-	-	38	-



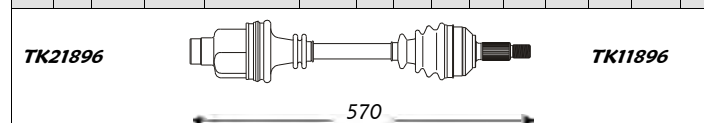
Inner Joint	Driveshaft	Outer Joint
	FO3123 FO3125 abs 44	FO1029 FO1030 abs 44

A	B	C	D	F	H	Fig	N	O	P	Q	R	S	T	Fig
27	25	57	87	M22x1.5	91	3	35		-	90.5	35	-	41	-



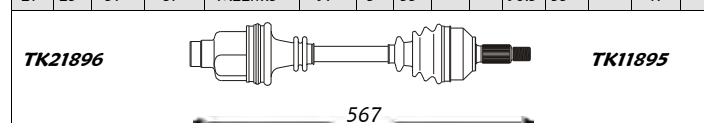
Inner Joint	Driveshaft	Outer Joint
	FO3127 FO3129 abs 44	FO1031 FO1032 abs 44

A	B	C	D	F	H	Fig	N	O	P	Q	R	S	T	Fig
27	30	57	82	M22x1.5	91	3	35		42	86.5	-	-	38	-



Inner Joint	Driveshaft	Outer Joint
	FO3123 FO3125 abs 44	FO1029 FO1030 abs 44

A	B	C	D	F	H	Fig	N	O	P	Q	R	S	T	Fig
27	25	57	87	M22x1.5	91	3	35		-	90.5	35	-	41	-



Inner Joint	Driveshaft	Outer Joint
	FO3127 FO3129 abs 44	FO1031 FO1032 abs 44



Sinistra / Left

Ford

Destra / Right

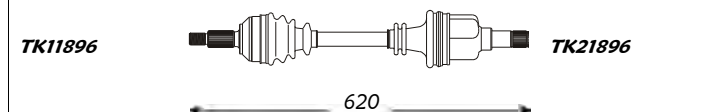


Mondeo II (Serie BAP - Front)

A	B	C	D	F	H	Fig	N	O	P	Q	R	S	T	Fig
27	30	57	82	M22x1.5	91	3	26		40	86.5	-	68.5	38	-

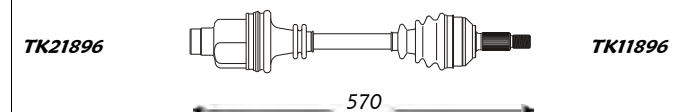
kW	da: from:	a: to:	Cambio Gearbox	Telaio Chassis
1.6 i 16V	66/70	09.96 11.00	- -	
1.8 i 16V	85	09.96 11.00	- -	
2.0 i 16V	96	09.96 11.00	- -	

A	B	C	D	F	H	Fig	N	O	P	Q	R	S	T	Fig
27	30	57	82	M22x1.5	91	3	35		42	86.5	-	-	38	-



Outer Joint	Driveshaft	Inner Joint
FO1029 FO1030 abs 44	FO3122 FO3124 abs 44	

Note : -

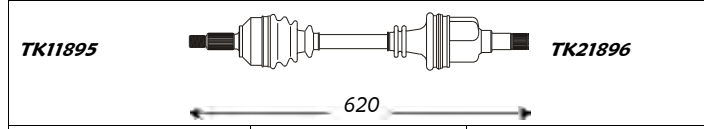


Inner Joint	Driveshaft	Outer Joint
	FO3123 FO3125 abs 44	FO1029 FO1030 abs 44

A	B	C	D	F	H	Fig	N	O	P	Q	R	S	T	Fig
27	25	57	87	M22x1.5	91	3	26		40	90.5	29	68.5	41	-

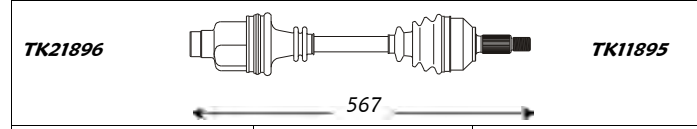
kW	da: from:	a: to:	Cambio Gearbox	Telaio Chassis
1.8 TD	66	09.96 11.00	- -	
2.5 V6	125	09.96 11.00	- -	

A	B	C	D	F	H	Fig	N	O	P	Q	R	S	T	Fig
27	25	57	87	M22x1.5	91	3	35		-	90.5	35	-	41	-



Outer Joint	Driveshaft	Inner Joint
FO1031 FO1032 abs 44	FO3126 FO3128 abs 44	

Note : -




Inner Joint	Driveshaft	Outer Joint
	FO3127 FO3129 abs 44	FO1031 FO1032 abs 44

Mondeo III (Serie B5Y - Front)

A	B	C	D	F	H	Fig	N	O	P	Q	R	S	T	Fig
27	26	56	90	-	-	2	26		40	-	-	68	-	-


kW	da: from:	a: to:	Cambio Gearbox	Telaio Chassis
1.8 16V	81/92	11.00	----	- -
2.0 16V	107	11.00	----	- -
2.0 TDCI 16V	66/85/96	01.01	----	- -
2.0 TDDI 16V	66/85	11.00	----	- -
2.2 TDCI 16V	114	09.04	----	- -
2.5 V6 24V	125	11.00	----	- -

A	B	C	D	F	H	Fig	N	O	P	Q	R	S	T	Fig
27	26	56	90	-	-	2	-		-	-	-	-	-	-



Outer Joint	Driveshaft	Inner Joint
FO1074	FO3254	

Note : -



Inner Joint	Driveshaft	Outer Joint
	FO3255	FO1074



Sinistra / Left

Ford

Destra / Right



Orion I (Front)

A	B	C	D	F	H	Fig	N	O	P	Q	R	S	T	Fig	kW	da: from:	a: to:	Cambio Gearbox	Telaio Chassis	A	B	C	D	F	H	Fig	N	O	P	Q	R	S	T	Fig	
23	22	55	84	M20x1.5	91	1	23	22	40	84	26	61	-	4	1.3	52/54	02.82	12.85	-	-	23	22	55	84	M20x1.5	91	1	23	22	40	84	26	61	-	4
<i>Outer Joint</i>					<i>Driveshaft</i>					<i>Inner Joint</i>					<i>Inner Joint</i>					<i>Driveshaft</i>					<i>Outer Joint</i>										
FO1003					FO3015 FO3110 abs 56					FO2007 FO2027 abs 56					FO2007 FO2027 abs 56					FO3016 FO3111 abs 56					FO1003										
Note : -																																			

Orion II (Front)

A	B	C	D	F	H	Fig	N	O	P	Q	R	S	T	Fig	kW	da: from:	a: to:	Cambio Gearbox	Telaio Chassis	A	B	C	D	F	H	Fig	N	O	P	Q	R	S	T	Fig	
23	20	50	72	M20x1.5	91	1	23	20	40	75	26	61	-	-	1.3	51	01.86	08.90	-	-	23	20	50	72	M20x1.5	91	1	23	20	40	75	26	61	-	-
<i>Outer Joint</i>					<i>Driveshaft</i>					<i>Inner Joint</i>					<i>Inner Joint</i>					<i>Driveshaft</i>					<i>Outer Joint</i>										
FO1002					FO3007					FO2010					FO2010					FO3008					FO1002										
Note : -																																			

Orion III (Front)

A	B	C	D	F	H	Fig	N	O	P	Q	R	S	T	Fig	kW	da: from:	a: to:	Cambio Gearbox	Telaio Chassis	A	B	C	D	F	H	Fig	N	O	P	Q	R	S	T	Fig	
23	22	48	84	M20x1.5	80	1	23	22	40	84	26	61	30	4	1.3	44	09.90	10.91	-	-	23	22	48	84	M20x1.5	80	1	23	22	40	84	26	61	30	4
<i>Outer Joint</i>					<i>Driveshaft</i>					<i>Inner Joint</i>					<i>Inner Joint</i>					<i>Driveshaft</i>					<i>Outer Joint</i>										
FO1013					FO3075 FO3108 abs 56					FO2007 FO2027 abs 56					FO2007 FO2027 abs 56					FO3076 FO3109 abs 56					FO1013										
Note : -																																			



Sinistra / Left

Ford

Destra / Right



Orion III (Front)

													kW	da:	a:	Cambio	Telaio																								
													from:	to:	Gearbox	Chassis																									
A	B	C	D	F	H	Fig	N	O	P	Q	R	S	T	Fig							A	B	C	D	F	H	Fig	N	O	P	Q	R	S	T	Fig						
25	22	56.5	81	M22x1.5	88	1	23	22	40	84	26	61	30	5	1.4	54/55	09.90	--	-	-		25	22	56.5	81	M22x1.5	88	1	23	22	40	84	26	61	30	5					
<p>K11810 K21810</p> <p style="text-align: center;">606</p> <table border="1" style="width: 100%; border-collapse: collapse;"> <tr> <th style="width: 33%;">Outer Joint</th> <th style="width: 33%;">Driveshaft</th> <th style="width: 33%;">Inner Joint</th> </tr> <tr> <td>FO1020</td> <td>FO3087 FO3112 abs 56</td> <td>FO2006 FO2026 abs 56</td> </tr> </table>															Outer Joint	Driveshaft	Inner Joint	FO1020	FO3087 FO3112 abs 56	FO2006 FO2026 abs 56	<p>K21810 K11810</p> <p style="text-align: center;">904</p> <table border="1" style="width: 100%; border-collapse: collapse;"> <tr> <th style="width: 33%;">Inner Joint</th> <th style="width: 33%;">Driveshaft</th> <th style="width: 33%;">Outer Joint</th> </tr> <tr> <td>FO2006 FO2026 abs 56</td> <td>FO3088 FO3113 abs 56</td> <td>FO1020</td> </tr> </table>															Inner Joint	Driveshaft	Outer Joint	FO2006 FO2026 abs 56	FO3088 FO3113 abs 56	FO1020
															Outer Joint	Driveshaft	Inner Joint																								
															FO1020	FO3087 FO3112 abs 56	FO2006 FO2026 abs 56																								
															Inner Joint	Driveshaft	Outer Joint																								
FO2006 FO2026 abs 56	FO3088 FO3113 abs 56	FO1020																																							
Note : -																																									

Probe (Front)

													kW	da:	a:	Cambio	Telaio																								
													from:	to:	Gearbox	Chassis																									
A	B	C	D	F	H	Fig	N	O	P	Q	R	S	T	Fig							A	B	C	D	F	H	Fig	N	O	P	Q	R	S	T	Fig						
28	26	56	94	-	-	-	-	-	-	-	-	-	-	-	3.0 V6	104	09.89	07.93	-	-		28	26	56	94	-	-	-	-	-	-	-	-	-	-	-	-				
<p style="text-align: center;">606</p> <table border="1" style="width: 100%; border-collapse: collapse;"> <tr> <th style="width: 33%;">Outer Joint</th> <th style="width: 33%;">Driveshaft</th> <th style="width: 33%;">Inner Joint</th> </tr> <tr> <td>FO1033 abs 44</td> <td>FO3161 abs 44</td> <td></td> </tr> </table>															Outer Joint	Driveshaft	Inner Joint	FO1033 abs 44	FO3161 abs 44		<p style="text-align: center;">606</p> <table border="1" style="width: 100%; border-collapse: collapse;"> <tr> <th style="width: 33%;">Inner Joint</th> <th style="width: 33%;">Driveshaft</th> <th style="width: 33%;">Outer Joint</th> </tr> <tr> <td></td> <td>FO3162 abs 44</td> <td>FO1033 abs 44</td> </tr> </table>															Inner Joint	Driveshaft	Outer Joint		FO3162 abs 44	FO1033 abs 44
															Outer Joint	Driveshaft	Inner Joint																								
															FO1033 abs 44	FO3161 abs 44																									
															Inner Joint	Driveshaft	Outer Joint																								
	FO3162 abs 44	FO1033 abs 44																																							
Note : -																																									

Probe II (Serie ECP - Front)

													kW	da:	a:	Cambio	Telaio																								
													from:	to:	Gearbox	Chassis																									
A	B	C	D	F	H	Fig	N	O	P	Q	R	S	T	Fig							A	B	C	D	F	H	Fig	N	O	P	Q	R	S	T	Fig						
															2.0 16V	85	10.93	03.98	-	-																					
<p style="text-align: center;">630</p> <table border="1" style="width: 100%; border-collapse: collapse;"> <tr> <th style="width: 33%;">Outer Joint</th> <th style="width: 33%;">Driveshaft</th> <th style="width: 33%;">Inner Joint</th> </tr> <tr> <td></td> <td>FO3231 abs 44</td> <td></td> </tr> </table>															Outer Joint	Driveshaft	Inner Joint		FO3231 abs 44		<p style="text-align: center;">560</p> <table border="1" style="width: 100%; border-collapse: collapse;"> <tr> <th style="width: 33%;">Inner Joint</th> <th style="width: 33%;">Driveshaft</th> <th style="width: 33%;">Outer Joint</th> </tr> <tr> <td></td> <td>FO3232 abs 44</td> <td></td> </tr> </table>															Inner Joint	Driveshaft	Outer Joint		FO3232 abs 44	
															Outer Joint	Driveshaft	Inner Joint																								
																FO3231 abs 44																									
															Inner Joint	Driveshaft	Outer Joint																								
	FO3232 abs 44																																								
Note : -																																									



Sinistra / Left

Ford

Destra / Right




Probe II (Serie ECP - Front)

A	B	C	D	F	H	Fig	N	O	P	Q	R	S	T	Fig
28	26	56	94	M22x1.5	92	3	-	-	-	-	-	-	-	-

kW	da: from:	a: to:	Cambio Gearbox	Telaio Chassis
119	10.93	03.98	-	-

A	B	C	D	F	H	Fig	N	O	P	Q	R	S	T	Fig
28	26	56	94	M22x1.5	92	3	-	-	-	-	-	-	-	-



627

Outer Joint	Driveshaft	Inner Joint
FO1066 abs 44	FO3237 abs 44	

Note : -

Inner Joint	Driveshaft	Outer Joint
	FO3238 abs 44	FO1066 abs 44

Puma (Serie EC_ - Front)

A	B	C	D	F	H	Fig	N	O	P	Q	R	S	T	Fig
25	22	56.6	81	M22x1.5	89	1	-	-	-	-	-	-	30	-

kW	da: from:	a: to:	Cambio Gearbox	Telaio Chassis
66	11.97	10.00	-	-

A	B	C	D	F	H	Fig	N	O	P	Q	R	S	T	Fig
25	22	56.6	81	M22x1.5	89	1	-	-	-	-	-	-	30	-

K11810		K21810	
603			

Outer Joint	Driveshaft	Inner Joint
FO1057	FO3217	

Note : -

K21810		K11810	
901			

Inner Joint	Driveshaft	Outer Joint
	FO3218	FO1057

A	B	C	D	F	H	Fig	N	O	P	Q	R	S	T	Fig
25	22	56.6	81	M22x1.5	89	1	-	-	-	-	-	-	30	-

kW	da: from:	a: to:	Cambio Gearbox	Telaio Chassis
92	03.97	--	-	-

A	B	C	D	F	H	Fig	N	O	P	Q	R	S	T	Fig
25	22	56.6	81	M22x1.5	89	1	-	-	-	-	-	-	30	-

K11810		K21810	
603			

Outer Joint	Driveshaft	Inner Joint
FO1063	FO3219	

Note : -

K21810		K11810	
901			

Inner Joint	Driveshaft	Outer Joint
	FO3220	FO1063



Sinistra / Left

Ford

Destra / Right



Scorpio (Serie GAE - Rear)

														kW	da:	a:	Cambio	Telaio																		
														from:	to:	Gearbox	Chassis																			
A	B	C	D	F	H	Fig	N	O	P	Q	R	S	T	Fig							A	B	C	D	F	H	Fig	N	O	P	Q	R	S	T	Fig	
-	25	-	100	-	-	-	-	25	-	100	-	-	-	-	1.8	66	05.85	12.94	-	-	-	-	25	-	100	-	-	-	-	25	-	100	-	-	-	-
														2.0	77/92	05.85	12.94	-	-																	
														2.4	96/110	11.86	12.94	-	-																	
K11810														2.4 i Kat.	92	11.86	12.94	-	-	K11810																
														2.5 D	51/68	01.86	12.94	-	-																	
Outer Joint				Driveshaft				Inner Joint						Inner Joint				Driveshaft				Outer Joint														
FO2002				FO3073				FO2002						FO2002				FO3074				FO2002														
														Note : -																						

Scorpio (Serie GGR - Rear)

														kW	da:	a:	Cambio	Telaio																		
														from:	to:	Gearbox	Chassis																			
A	B	C	D	F	H	Fig	N	O	P	Q	R	S	T	Fig							A	B	C	D	F	H	Fig	N	O	P	Q	R	S	T	Fig	
-	25	-	100	-	-	-	-	25	-	100	-	-	-	-	2.0 i 16V	100	10.94	--	-	-	-	-	25	-	100	-	-	-	-	25	-	100	-	-	-	-
														2.3 i 16V	108	06.96	--	-	-																	
														2.5 TD	85/92	10.94	--	-	-																	
K11810														2.9	110	10.94	--	-	-	K11810																
Outer Joint				Driveshaft				Inner Joint						Inner Joint				Driveshaft				Outer Joint														
FO2002				FO3195				FO2002						FO2002				FO3196				FO2002														
														Note : -																						

Sierra (Serie GBC - Rear)

														kW	da:	a:	Cambio	Telaio																		
														from:	to:	Gearbox	Chassis																			
A	B	C	D	F	H	Fig	N	O	P	Q	R	S	T	Fig							A	B	C	D	F	H	Fig	N	O	P	Q	R	S	T	Fig	
28		50	77	M22x1.5	113		26		43	74.5	32	76	37	5	1.8	55	01.89	02.92	-	-	-	28		50	77	M22x1.5	113		26		43	74.5	33	76	37	5
														1.8 TD	55	01.89	02.92	-	-																	
														2.0	88/92	09.82	03.84	-	-																	
FO3031														2.0 I	74/85	09.82	03.84	-	-	FO3032																
														2.0 i 4X4	88	01.90	02.93	-	-																	
Outer Joint				Driveshaft				Inner Joint						Inner Joint				Driveshaft				Outer Joint														
				FO3031														FO3032																		
														Note : -																						



Sinistra / Left

Ford

Destra / Right

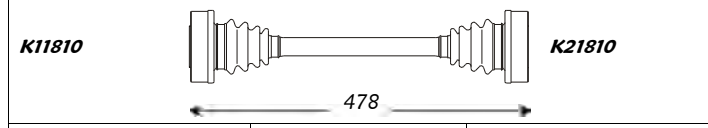


Sierra (Serie GBC - Rear)

A	B	C	D	F	H	Fig	N	O	P	Q	R	S	T	Fig
-	25	-	100	-	-	-	-	25	-	100	-	-	-	-

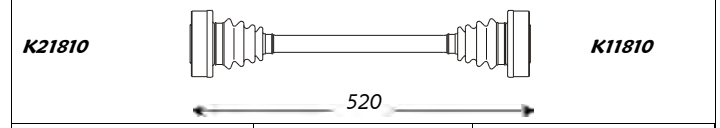
kW	da: from:	a: to:	Cambio Gearbox	Telaio Chassis
2.0	88	06.89	02.93	- -
2.8 XR4	110	08.82	12.86	- -

A	B	C	D	F	H	Fig	N	O	P	Q	R	S	T	Fig
-	25	-	100	-	-	-	-	25	-	100	-	-	-	-



Outer Joint	Driveshaft	Inner Joint
FO2002	FO3073	FO2002

Note : -



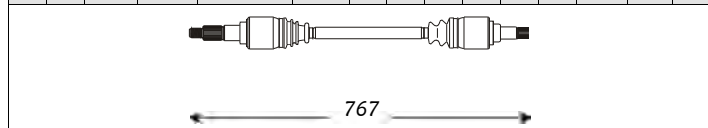
Inner Joint	Driveshaft	Outer Joint
FO2002	FO3074	FO2002

Sierra (Serie GBC/GBG - Rear)

A	B	C	D	F	H	Fig	N	O	P	Q	R	S	T	Fig
28		50	70/72	M22x1.5	113		23		40	72	26	66.5	30	5

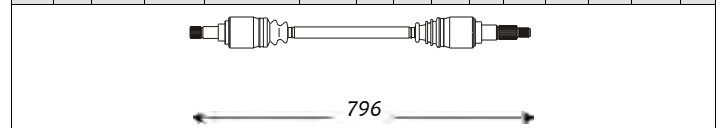
kW	da: from:	a: to:	Cambio Gearbox	Telaio Chassis
1.3	44	09.82	01.87	- -
1.6	55	09.83	06.91	- -
1.8	59/66	02.84	02.92	- -

A	B	C	D	F	H	Fig	N	O	P	Q	R	S	T	Fig
28		50	70/72	M22x1.5	113		23		40	72	26	66.5	30	5



Outer Joint	Driveshaft	Inner Joint
	FO3027	

Note : -

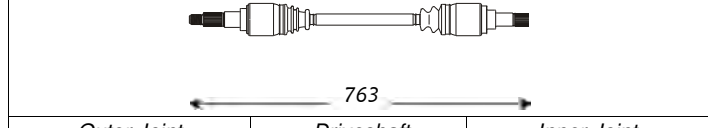


Inner Joint	Driveshaft	Outer Joint
	FO3028	

A	B	C	D	F	H	Fig	N	O	P	Q	R	S	T	Fig
28		50	70/72	M22x1.5	114		26		43	72	34	76	30	5

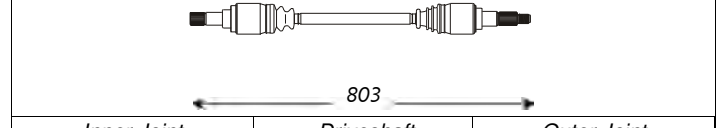
1.6	55	09.82	06.91	- -
1.8	59/66	03.84	02.92	- -
2.3 D	49	06.88	01.90	- -

A	B	C	D	F	H	Fig	N	O	P	Q	R	S	T	Fig
28		50	70/72	M22x1.5	114		26		43	72	34	76	30	5



Outer Joint	Driveshaft	Inner Joint
	FO3029	

Note : -



Inner Joint	Driveshaft	Outer Joint
	FO3030	



Sinistra / Left

Ford

Destra / Right



Sierra (Serie GBG - Front)


A	B	C	D	F	H	Fig	N	O	P	Q	R	S	T	Fig
23	22	55	84	M20x1.5	92	1	23		40	72.6	-	66	30	5

2.0 Cosw. 4X4 kW 162 da: 01.87 a: 12.89 Cambio - Telaio -
 from: to: Gearbox Chassis

A	B	C	D	F	H	Fig	N	O	P	Q	R	S	T	Fig
23	22	55	84	M20x1.5	92	1	23		40	72.6	-	66	30	5

K11810

K21800




Outer Joint		Driveshaft		Inner Joint	
FO1056	abs 94	FO3188	abs 94		

Note: -

K21800

K11810


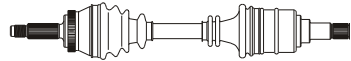


Inner Joint		Driveshaft		Outer Joint	
		FO3188	abs 94	FO1056	abs 94

A	B	C	D	F	H	Fig	N	O	P	Q	R	S	T	Fig
23	22	55	84	M20x1.5	92	1	-		40	72.6	-	69	30	5


2.0 Cosw. 4X4 kW 162 da: 01.90 a: 02.93 Cambio - Telaio -
 from: to: Gearbox Chassis

A	B	C	D	F	H	Fig	N	O	P	Q	R	S	T	Fig
23	22	55	84	M20x1.5	92	1	-		-	-	-	-	-	5



Outer Joint		Driveshaft		Inner Joint	
FO1056	abs 94	FO3252	abs 94		

Note: -



Inner Joint		Driveshaft		Outer Joint	
		FO3253	abs 94	FO1056	abs 94

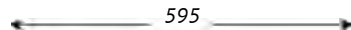
A	B	C	D	F	H	Fig	N	O	P	Q	R	S	T	Fig
23	22	55	84	M20x1.5	92	1	23		40	72.6	26	66	30	5

2.8 XR4 kW 110 da: 02.85 a: 01.90 Cambio - Telaio -
 from: to: Gearbox Chassis

A	B	C	D	F	H	Fig	N	O	P	Q	R	S	T	Fig
23	22	55	84	M20x1.5	92	1	23		40	72.6	26	66	30	5

K11810

K21890


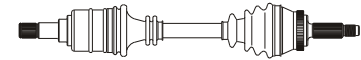


Outer Joint		Driveshaft		Inner Joint	
FO1056	abs 94	FO3199	abs 94		

Note: -

K21890

K11810



Inner Joint		Driveshaft		Outer Joint	
		FO3199	abs 94	FO1056	abs 94

Sierra (Serie GBG - Rear)


A	B	C	D	F	H	Fig	N	O	P	Q	R	S	T	Fig
-	25	-	100	-	-	-	-	25	-	100	-	-	-	-

2.0 kW 88 da: 06.89 a: 02.93 Cambio - Telaio -
 2.8 XR4 kW 110 da: 08.82 a: 12.86 Cambio - Telaio -
 from: to: Gearbox Chassis

A	B	C	D	F	H	Fig	N	O	P	Q	R	S	T	Fig
-	25	-	100	-	-	-	-	25	-	100	-	-	-	-

K11810

K21810




Outer Joint		Driveshaft		Inner Joint	
FO2002		FO3073		FO2002	

Note: -

K21810

K11810



Inner Joint		Driveshaft		Outer Joint	
FO2002		FO3074		FO2002	



Sinistra / Left

Ford

Destra / Right



Sierra (Serie GBG - Rear)

kW	da:	a:	Cambio	Telaio
	from:	to:	Gearbox	Chassis

A	B	C	D	F	H	Fig	N	O	P	Q	R	S	T	Fig
-	28	-	108	-	-	-	-	28	-	108	-	-	-	-

2.0 Cosw. 4X4	162	01.87	02.93	-	-
---------------	-----	-------	-------	---	---

A	B	C	D	F	H	Fig	N	O	P	Q	R	S	T	Fig
-	28	-	108	-	-	-	-	28	-	108	-	-	-	-

460

Outer Joint	Driveshaft	Inner Joint
FO2036	FO3229	FO2036

501


Inner Joint	Driveshaft	Outer Joint
FO2036	FO3230	FO2036

Note : -

A	B	C	D	F	H	Fig	N	O	P	Q	R	S	T	Fig
28	-	50	77	M22x1.5	113	-	26	-	43	74.5	32	76	37	5


1.8	55	01.89	02.92	-	-
1.8 TD	55	01.89	02.92	-	-
2.0	88/92	09.82	03.84	-	-
2.0 I	74/85	09.82	03.84	-	-
2.0 i 4X4	88	01.90	02.93	-	-
2.3 D	49	02.82	05.88	-	-
2.3 V6	84	02.82	01.85	-	-

A	B	C	D	F	H	Fig	N	O	P	Q	R	S	T	Fig
28	-	50	77	M22x1.5	113	-	26	-	43	74.5	33	76	37	5



763

Outer Joint	Driveshaft	Inner Joint
	FO3031	



804


Inner Joint	Driveshaft	Outer Joint
	FO3032	

Note : -

A	B	C	D	F	H	Fig	N	O	P	Q	R	S	T	Fig
28	-	50	70/72	M22x1.5	114	-	26	-	43	72	34	76	30	5

1.6	55	09.82	06.91	-	-
1.8	59/66	03.84	02.92	-	-
2.3 D	49	06.88	01.90	-	-

A	B	C	D	F	H	Fig	N	O	P	Q	R	S	T	Fig
28	-	50	70/72	M22x1.5	114	-	26	-	43	72	34	76	30	5



763

Outer Joint	Driveshaft	Inner Joint
	FO3029	



803


Inner Joint	Driveshaft	Outer Joint
	FO3030	

Note : -

A	B	C	D	F	H	Fig	N	O	P	Q	R	S	T	Fig
-	25	-	100	-	-	-	-	25	-	100	-	-	-	-


2.9 4X4 ABS	107/110	08.88	02.93	-	-
2.9 ABS	107/110	08.88	02.93	-	-

A	B	C	D	F	H	Fig	N	O	P	Q	R	S	T	Fig
-	25	-	100	-	-	-	-	25	-	100	-	-	-	-



468

Outer Joint	Driveshaft	Inner Joint
FO2002	FO3241	FO2002



505

Inner Joint	Driveshaft	Outer Joint
FO2002	FO3242	FO2002

Note : -



Sinistra / Left

Ford LCV

Destra / Right

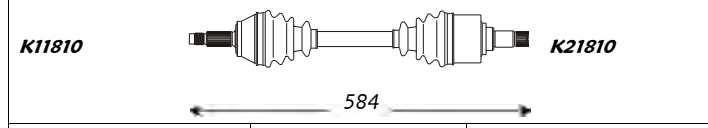


Courier I (Serie F3L,F5L - Front)

A	B	C	D	F	H	Fig	N	O	P	Q	R	S	T	Fig
23	22	48	84	M20x1.5	80	1	23	22	40	84	26	61	-	4

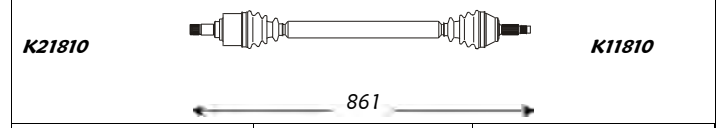
kW	da:	a:	Cambio	Telaio
	from:	to:	Gearbox	Chassis
1.3 i	44	10.91	12.94	- -
1.8 D	43/44	10.91	12.94	- -

A	B	C	D	F	H	Fig	N	O	P	Q	R	S	T	Fig
23	22	48	84	M20x1.5	80	1	23	22	40	84	26	61	-	4



Outer Joint	Driveshaft	Inner Joint
FO1013	FO3065 FO3193 abs 56	FO2006 FO2026 abs 56

Note : -

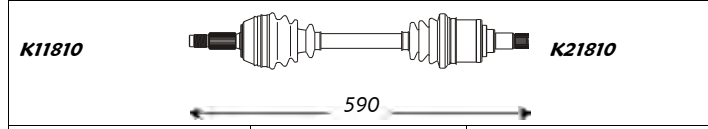


Inner Joint	Driveshaft	Outer Joint
FO2006 FO2026 abs 56	FO3066 FO3194 abs 56	FO1013

A	B	C	D	F	H	Fig	N	O	P	Q	R	S	T	Fig
25	22	56.6	81	M22x1.5	89	1	23	22	40	84	26	61	30	5

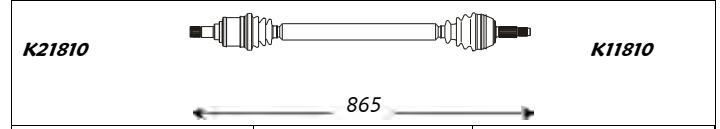
kW	da:	a:	Cambio	Telaio
	from:	to:	Gearbox	Chassis
1.3 i	-	01.95	01.96	- -
1.8 D	44	01.95	01.96	- -

A	B	C	D	F	H	Fig	N	O	P	Q	R	S	T	Fig
25	22	56.6	81	M22x1.5	89	1	23	22	40	84	26	61	30	5



Outer Joint	Driveshaft	Inner Joint
FO1057	FO3118 FO3120 abs 56	FO2006 FO2026 abs 56

Note : -



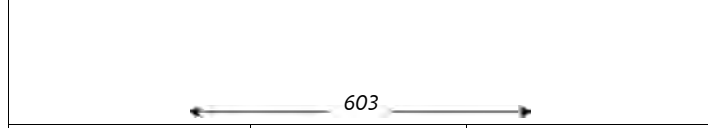
Inner Joint	Driveshaft	Outer Joint
FO2006 FO2026 abs 56	FO3119 FO3121 abs 56	FO1057

Courier II (Serie J5_, J3_ - Front)

A	B	C	D	F	H	Fig	N	O	P	Q	R	S	T	Fig
25	22	56.6	81	M22x1.5	89	1	23		40	73	-	61.3	-	-

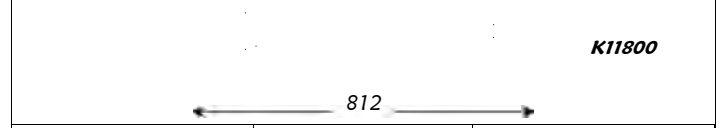
kW	da:	a:	Cambio	Telaio
	from:	to:	Gearbox	Chassis
1.3 i	37	02.96	12.96	- -
1.8 D	44/55	08.95	12.96	- -

A	B	C	D	F	H	Fig	N	O	P	Q	R	S	T	Fig
25	22	56.6	81	M22x1.5	89	1	25		-	74.5	35	285	32	-



Outer Joint	Driveshaft	Inner Joint
FO1057	FO3215	

Note : -

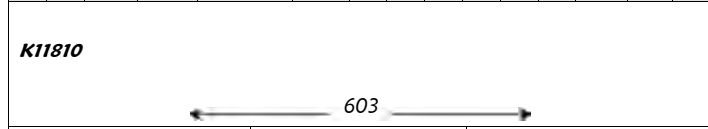


Inner Joint	Driveshaft	Outer Joint
	FO3205	FO1057

A	B	C	D	F	H	Fig	N	O	P	Q	R	S	T	Fig
25	22	56.6	81	M22x1.5	89	1	23		40	78.5	25	61.5	30	5

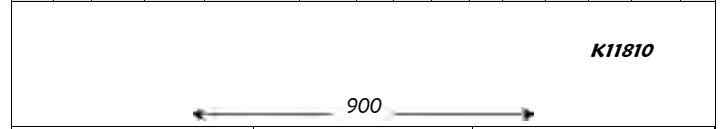
kW	da:	a:	Cambio	Telaio
	from:	to:	Gearbox	Chassis
1.3 i	37	01.97	03.01	- -
1.8 D	44/55	01.97	03.01	- -

A	B	C	D	F	H	Fig	N	O	P	Q	R	S	T	Fig
25	22	56.6	81	M22x1.5	89	1	23		40	78.5	23	371	30	5



Outer Joint	Driveshaft	Inner Joint
FO1057	FO3206	

Note : -



Inner Joint	Driveshaft	Outer Joint
	FO3207	FO1057



Sinistra / Left

Ford LCV

Destra / Right




Transit (Front)

A	B	C	D	F	H	Fig	N	O	P	Q	R	S	T	Fig
28	26	57	90	M24x2	120	2	26		40	-	-	77	-	-

2.0 DI kW da: a: Cambio Telaio
 from: to: Gearbox Chassis

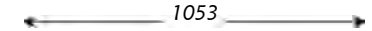
62 03.00 --- - -

A	B	C	D	F	H	Fig	N	O	P	Q	R	S	T	Fig
28	26	57	90	M24x2	120	2	26		40	-	-	329	-	-



Outer Joint		Driveshaft	Inner Joint
FO1069		FO3278	
FO1081	abs 48	FO3280	abs 48

Note : -





Inner Joint		Driveshaft	Outer Joint
		FO3279	FO1069
		FO3281	FO1081 abs 48

A	B	C	D	F	H	Fig	N	O	P	Q	R	S	T	Fig
28	26	57	90	M24x2	120	2	36		40	-	-	77	-	-

2.0 DI kW da: a: Cambio Telaio
 from: to: Gearbox Chassis


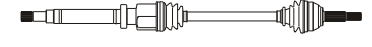
74 03.00 --- - -

A	B	C	D	F	H	Fig	N	O	P	Q	R	S	T	Fig
28	26	57	90	M24x2	120	2	36		40	-	-	329	-	-



Outer Joint		Driveshaft	Inner Joint
FO1069		FO3233	
FO1081	abs 48	FO3271	abs 48

Note : -




Inner Joint		Driveshaft	Outer Joint
		FO3234	FO1069
		FO3272	FO1081 abs 48

A	B	C	D	F	H	Fig	N	O	P	Q	R	S	T	Fig
28	36	57	101,5	M24x2	121	-	36		40	-	-	77	-	-

2.0 TDCi kW da: a: Cambio Telaio
 from: to: Gearbox Chassis


92 08.02 ---- - -

A	B	C	D	F	H	Fig	N	O	P	Q	R	S	T	Fig
28	36	57	101,5	M24x2	121	-	36		40	-	-	329	-	-



Outer Joint		Driveshaft	Inner Joint
FO1079		FO3267	
FO1080	abs 48	FO3269	abs 48

Note : -



Inner Joint		Driveshaft	Outer Joint
		FO3268	FO1079
		FO3270	FO1080 abs 48


Transit Connect (Front)

A	B	C	D	F	H	Fig	N	O	P	Q	R	S	T	Fig
25	24	53	84,5	M22x1.5	94	2	26		40	-	-	69	-	-

1.8 DI kW da: a: Cambio Telaio
 from: to: Gearbox Chassis


55 06.02 ---- - -

A	B	C	D	F	H	Fig	N	O	P	Q	R	S	T	Fig
25	24	53	84,5	M22x1.5	94	2	26		40	-	-	388	-	-



Outer Joint		Driveshaft	Inner Joint
FO1077		FO3263	

Note : -



Inner Joint		Driveshaft	Outer Joint
		FO3264	FO1077



Sinistra / Left

Ford LCV

Destra / Right



Transit Connect (Front)

kW *da:* *a:* *Cambio* *Telaio*
from: *to:* *Gearbox* *Chassis*

A	B	C	D	F	H	Fig	N	O	P	Q	R	S	T	Fig
25	26	-	90,9	M22x1.5	-	2	26		40	-	-	69	-	-

1.8 TDCi 66 06.02 ---- - -

A	B	C	D	F	H	Fig	N	O	P	Q	R	S	T	Fig
25	26	-	90,9	M22x1.5	-	2	26		40	-	-	388	-	-

← 630 →

← 963 →

Outer Joint	Driveshaft	Inner Joint
FO1078	FO3265	

Inner Joint	Driveshaft	Outer Joint
	FO3266	FO1078

Note : -



Sinistra / Left

Honda

Destra / Right



Accord I (Serie SC,SJ,SM,SV,SY - Front)

kW	da:	a:	Cambio	Telaio
	from:	to:	Gearbox	Chassis

A	B	C	D	F	H	Fig	N	O	P	Q	R	S	T	Fig
23	22	45	79	M22x1.5	78	2	25	22	35	79	23	67	-	-

1.6
1.8

59 05.76 12.79 - -
63 05.76 12.79 - -

K11910



K21910

823

Outer Joint	Driveshaft	Inner Joint
HO1001	HO3001	HO2001

Note : -

A	B	C	D	F	H	Fig	N	O	P	Q	R	S	T	Fig
23	22	45	79	M22x1.5	78	3	25	22	35	79	23	67	-	-

1.6
1.8

59 01.80 12.80 - -
63 01.80 12.80 - -

K11910



K21910

867


Outer Joint	Driveshaft	Inner Joint
HO1003	HO3090	HO2001

Note : -

A	B	C	D	F	H	Fig	N	O	P	Q	R	S	T	Fig
23	22	45	79	M22x1.5	78	3	25	22	35	79	23	67	-	-

1.6
1.8

59 01.81 12.81 - -
63 01.81 12.81 - -



880

Outer Joint	Driveshaft	Inner Joint
HO1003	HO3003	HO2001


Note : -

A	B	C	D	F	H	Fig	N	O	P	Q	R	S	T	Fig
24	30	45	82	M22x1.5	78	2	25		35	80.5	26	54.5	38	-

1.6
1.8

59 01.82 10.83 - -
63 01.82 10.83 - -

K11910



K21945

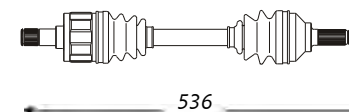
887

Outer Joint	Driveshaft	Inner Joint
HO1008	HO3007	

Note : -

A	B	C	D	F	H	Fig	N	O	P	Q	R	S	T	Fig
23	22	45	79	M22x1.5	78	2	25	22	35	79	23	67	-	-

K21910



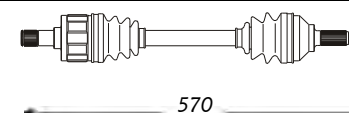
K11910

536

Inner Joint	Driveshaft	Outer Joint
HO2001	HO3002	HO1001

A	B	C	D	F	H	Fig	N	O	P	Q	R	S	T	Fig
23	22	45	79	M22x1.5	78	3	25	22	35	79	23	67	-	-

K21910

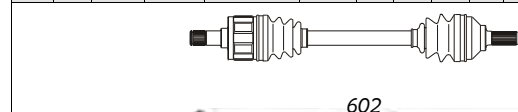


K11910

570

Inner Joint	Driveshaft	Outer Joint
HO2001	HO3091	HO1003

A	B	C	D	F	H	Fig	N	O	P	Q	R	S	T	Fig
23	22	45	79	M22x1.5	78	3	25	22	35	79	23	67	-	-

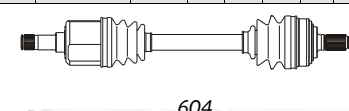


602

Inner Joint	Driveshaft	Outer Joint
HO2001	HO3004	HO1003

A	B	C	D	F	H	Fig	N	O	P	Q	R	S	T	Fig
24	30	45	82	M22x1.5	78	2	25		35	80.5	26	54.5	38	-

K21945



K11910

604

Inner Joint	Driveshaft	Outer Joint
	HO3008	HO1008



Sinistra / Left

Honda

Destra / Right




Accord II (Serie AC,AD - Front)

A	B	C	D	F	H	Fig	N	O	P	Q	R	S	T	Fig
24	30	47	82	M22x1.5	78	2	25		35	80.5	25	54.5	38	5

kW	da: from:	a: to:	Cambio Gearbox	Telaio Chassis	
1.6	69	09.83	10.85	-	-
1.6 Aut.	69	09.83	10.85	-	-

A	B	C	D	F	H	Fig	N	O	P	Q	R	S	T	Fig
24	30	47	82	M22x1.5	78	2	25		35	80.5	25	54.5	38	5

K11945



K21945

886

Outer Joint

Driveshaft

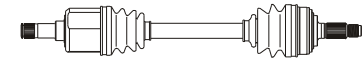
Inner Joint

HO1009

HO3009

Note: -

K21945



K11945

608

Inner Joint

Driveshaft

Outer Joint

HO3010

HO1009

A	B	C	D	F	H	Fig	N	O	P	Q	R	S	T	Fig
26	32	49	87	M22x1.5	78	2	-		-	-	-	-	-	-

kW	da: from:	a: to:	Cambio Gearbox	Telaio Chassis	
1.8	81	09.83	10.85	-	-
1.8 EX	74	09.83	10.85	-	-

A	B	C	D	F	H	Fig	N	O	P	Q	R	S	T	Fig
26	32	49	87	M22x1.5	78	2	-		-	-	-	-	-	-

Outer Joint

Driveshaft

Inner Joint

HO1037

HO3201

Note: -

Inner Joint

Driveshaft

Outer Joint

HO3202

HO1037

Accord II (Serie SE - Front)

A	B	C	D	F	H	Fig	N	O	P	Q	R	S	T	Fig
26	32	49	87	M22x1.5	78	2	-		-	-	-	-	-	-

kW	da: from:	a: to:	Cambio Gearbox	Telaio Chassis	
SEi (USA)	-	01.85	12.85	-	-

A	B	C	D	F	H	Fig	N	O	P	Q	R	S	T	Fig
26	32	49	87	M22x1.5	78	2	-		-	-	-	-	-	-

900

Outer Joint

Driveshaft

Inner Joint

HO1040

HO3195

Note: -

610

Inner Joint

Driveshaft

Outer Joint

HO3192

HO1040

A	B	C	D	F	H	Fig	N	O	P	Q	R	S	T	Fig
26	32	49	87	M22x1.5	78	2	-		-	-	-	-	-	-

kW	da: from:	a: to:	Cambio Gearbox	Telaio Chassis	
SEi Aut. (USA)	-	01.85	12.85	-	-

A	B	C	D	F	H	Fig	N	O	P	Q	R	S	T	Fig
26	32	49	87	M22x1.5	78	2	-		-	-	-	-	-	-

896

Outer Joint

Driveshaft

Inner Joint

HO1040

HO3191

Note: -

610

Inner Joint

Driveshaft

Outer Joint

HO3192

HO1040



Sinistra / Left

Honda

Destra / Right



Accord III (Serie CA_ - Front)

<i>kW</i>	<i>da:</i>	<i>a:</i>	<i>Cambio</i>	<i>Telaio</i>
	<i>from:</i>	<i>to:</i>	<i>Gearbox</i>	<i>Chassis</i>

A	B	C	D	F	H	Fig	N	O	P	Q	R	S	T	Fig
26	30	49	82	M22x1.5	78	2	-	-	-	-	-	-	-	-

1.6	65	11.85	10.89	-	-
1.8	90	11.85	10.89	-	-

A	B	C	D	F	H	Fig	N	O	P	Q	R	S	T	Fig
26	30	49	82	M22x1.5	78	2	-	-	-	-	-	-	-	-

← 925 →

Outer Joint	Driveshaft	Inner Joint
HO1011	HO3151	

← 625 →

Inner Joint	Driveshaft	Outer Joint
	HO3152	HO1011

Note : -

A	B	C	D	F	H	Fig	N	O	P	Q	R	S	T	Fig
26	32	55	87	M22x1.5	78	2	-	-	-	-	-	-	-	-

2.0i 16V	98,101	01.87	09.89	-	-
----------	--------	-------	-------	---	---

A	B	C	D	F	H	Fig	N	O	P	Q	R	S	T	Fig
26	32	55	87	M22x1.5	78	2	-	-	-	-	-	-	-	-

← 925 →

Outer Joint	Driveshaft	Inner Joint
HO1014 HO1025 abs 50	HO3205 HO3092 abs 50	

← 620 →

Inner Joint	Driveshaft	Outer Joint
	HO3206 HO3093 abs 50	HO1014 HO1025 abs 50

Note : -

A	B	C	D	F	H	Fig	N	O	P	Q	R	S	T	Fig
26	32	49	87	M22x1.5	78	2	-	-	-	-	-	-	-	-

tt (USA)	-	01.86	12.89	-	-
----------	---	-------	-------	---	---

A	B	C	D	F	H	Fig	N	O	P	Q	R	S	T	Fig
26	32	49	87	M22x1.5	78	2	27	-	40	84.5	26	54.5	38	-

← 620 →

Outer Joint	Driveshaft	Inner Joint
HO1012	HO3016	

← 922 →

Inner Joint	Driveshaft	Outer Joint
	HO3018	HO1012

Note : -

A	B	C	D	F	H	Fig	N	O	P	Q	R	S	T	Fig
26	32	49	87	M22x1.5	78	2	27	-	40	84.5	26	54.5	38	-

tt Aut. (USA)	-	01.86	12.89	-	-
---------------	---	-------	-------	---	---

A	B	C	D	F	H	Fig	N	O	P	Q	R	S	T	Fig
26	32	49	87	M22x1.5	78	2	27	-	40	84.5	26	54.5	38	-

K11945

K21945

← 611 →

Outer Joint	Driveshaft	Inner Joint
HO1012	HO3017	

← 922 →

Inner Joint	Driveshaft	Outer Joint
	HO3018	HO1012

Note : -



Sinistra / Left

Honda

Destra / Right




Accord III Aerodeck (Serie CA_ - Front)

A	B	C	D	F	H	Fig	N	O	P	Q	R	S	T	Fig
26	32	49	87	M22x1.5	78	2	27		38	84.5	25	61.5	38	-

kW	da: from:	a: to:	Cambio Gearbox	Telaio Chassis	
1.8	81	11.85	10.89	-	-
2.0	90	11.85	10.89	-	-


A	B	C	D	F	H	Fig	N	O	P	Q	R	S	T	Fig
26	32	49	87	M22x1.5	78	2	27		40	84.5	26	54.5	38	-

K11945  **K21945**

925

Outer Joint	Driveshaft	Inner Joint
HO1012 HO1023 abs 100 HO1022 abs 50	HO3013 HO3124 abs 100 HO3122 abs 50	

Note: -

K21945  **K11945**


615

Inner Joint	Driveshaft	Outer Joint
	HO3014 HO3125 abs 100 HO3123 abs 50	HO1012 HO1023 abs 100 HO1022 abs 50

A	B	C	D	F	H	Fig	N	O	P	Q	R	S	T	Fig
26	32	49	87	M22x1.5	78	2	27		40	84.5	26	54.5	38	-

1.8 Aut.	81	12.85	10.89	-	-
2.0 Aut.	90	12.85	10.89	-	-


A	B	C	D	F	H	Fig	N	O	P	Q	R	S	T	Fig
26	32	49	87	M22x1.5	78	2	27		40	84.5	26	54.5	38	-

K11945  **K21945**

922

Outer Joint	Driveshaft	Inner Joint
HO1012 HO1023 abs 100 HO1022 abs 50	HO3018 HO3129 abs 100 HO3127 abs 50	

Note: -

K21945  **K11945**

611


Inner Joint	Driveshaft	Outer Joint
	HO3017 HO3130 abs 100 HO3128 abs 50	HO1012 HO1023 abs 100 HO1022 abs 50

Accord IV (Serie C_ - Front)

A	B	C	D	F	H	Fig	N	O	P	Q	R	S	T	Fig
28	32	60	97	M24x1.5	83	2	27		40	84.5	49	54.5	38	-

kW	da: from:	a: to:	Cambio Gearbox	Telaio Chassis	
1.8	74	10.89	01.93	-	-
2.0i 16V	66.81	01.90	03.93	-	-
2.0i 16V Coupè	98	01.92	09.93	-	-
2.2i 16V	108/110	01.90	03.93	-	-

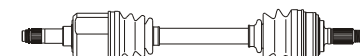
A	B	C	D	F	H	Fig	N	O	P	Q	R	S	T	Fig
28	32	60	97	M24x1.5	83	2	27		40	84.5	26	58.5	38	-

K11986  **K21945**

597

Outer Joint	Driveshaft	Inner Joint
HO1018 HO1024 abs 50	HO3019 HO3021 abs 50	

Note: -

K21945  **K11986**


600

Inner Joint	Driveshaft	Outer Joint
	HO3020 HO3022 abs 50	HO1018 HO1024 abs 50

A	B	C	D	F	H	Fig	N	O	P	Q	R	S	T	Fig
28	32	60	97	M24x1.5	83	2	27		40	84.5	26	58.5	38	-

1.8 Aut.	74	09.89	03.93	-	-
2.0i 16V Aut.	66.81	01.90	03.93	-	-
2.2i 16V Aut.	108/110	01.90	03.93	-	-

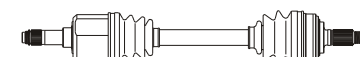
A	B	C	D	F	H	Fig	N	O	P	Q	R	S	T	Fig
28	32	60	97	M24x1.5	83	2	27		40	84.5	26	58.5	38	-

K11986  **K21945**

960

Outer Joint	Driveshaft	Inner Joint
HO1018 HO1024 abs 50	HO3023 HO3149 abs 50	

Note: -

K21945  **K11986**

600

Inner Joint	Driveshaft	Outer Joint
	HO3020 HO3022 abs 50	HO1018 HO1024 abs 50



Sinistra / Left

Honda

Destra / Right



Accord IV Aerodeck (Serie C_ - Front)

														kW	da:	a:	Cambio	Telaio																
														from:	to:	Gearbox	Chassis																	
A	B	C	D	F	H	Fig	N	O	P	Q	R	S	T	Fig						A	B	C	D	F	H	Fig	N	O	P	Q	R	S	T	Fig
28	34	60	95.6	M24x1.5	83	2	-	-	-	-	-	-	-	-	1.8	74	08.89	01.93	-	-	28	34	60	95.6	M24x1.5	83	2	-	-	-	-	-	-	-
														2.0	100	08.89	01.93	-	-															
Outer Joint				Driveshaft				Inner Joint						Inner Joint				Driveshaft				Outer Joint												
HO1016 HO1017 abs 50				HO3207 HO3209 abs 50														HO3208 HO3210 abs 50				HO1016 HO1017 abs 50												
														Note : -																				

Accord V (Serie C_ - Front)

														kW	da:	a:	Cambio	Telaio																
														from:	to:	Gearbox	Chassis																	
A	B	C	D	F	H	Fig	N	O	P	Q	R	S	T	Fig						A	B	C	D	F	H	Fig	N	O	P	Q	R	S	T	Fig
28	32	60	97	M24x1.5	83	2	-	-	-	-	-	-	-	-	2.0i 16V	100	03.93	02.98	-	-	28	32	60	97	M24x1.5	83	2	-	-	-	-	-	-	-
														2.2 Aerodeck	110	03.93	02.98	-	-															
														2.3i SR	116	03.93	01.96	-	-															
Outer Joint				Driveshaft				Inner Joint						Inner Joint				Driveshaft				Outer Joint												
HO1024 abs 50				HO3155 abs 50														HO3156 abs 50				HO1024 abs 50												
														Note : -																				

Accord VI (Serie CE_,CF_ - Front)

														kW	da:	a:	Cambio	Telaio																	
														from:	to:	Gearbox	Chassis																		
A	B	C	D	F	H	Fig	N	O	P	Q	R	S	T	Fig						A	B	C	D	F	H	Fig	N	O	P	Q	R	S	T	Fig	
28	32	60	-	M24x1.5	-	3	-	-	-	-	-	-	-	-	1.9 i	85	02.96	10.98	-	-	28	32	60	-	M24x1.5	-	3	27	-	40	84.5	-	58	38,1	-
														2.0 i	96	02.96	10.98	-	-																
Outer Joint				Driveshaft				Inner Joint						Inner Joint				Driveshaft				Outer Joint													
				HO3171 abs 50														HO3172 abs 50																	
														Note : -																					



Sinistra / Left

Honda

Destra / Right



Accord VI (Serie CE_,CF_ - Front)

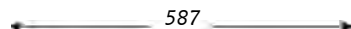
<i>kW</i>	<i>da:</i>	<i>a:</i>	<i>Cambio</i>	<i>Telaio</i>
	<i>from:</i>	<i>to:</i>	<i>Gearbox</i>	<i>Chassis</i>

A	B	C	D	F	H	Fig	N	O	P	Q	R	S	T	Fig
28	32	60	-	M24x1.5	-	3	-	-	-	-	-	-	-	-

2.0 Tdi	77	02.96	10.98	-	-
---------	----	-------	-------	---	---

A	B	C	D	F	H	Fig	N	O	P	Q	R	S	T	Fig
28	32	60	-	M24x1.5	-	3	-	-	-	-	-	-	-	-


K12235	K22235
---------------	---------------



Outer Joint	Driveshaft	Inner Joint
HO1036 abs 50	HO3173 abs 50	

Note : -

K22235	K12235
---------------	---------------



Inner Joint	Driveshaft	Outer Joint
	HO3174 abs 50	HO1036 abs 50

A	B	C	D	F	H	Fig	N	O	P	Q	R	S	T	Fig
28	32	60	-	M24x1.5	-	3	27	-	40	84.5	-	58	38,1	-

2.2 i Vtec	110	02.96	10.98	-	-
------------	-----	-------	-------	---	---

A	B	C	D	F	H	Fig	N	O	P	Q	R	S	T	Fig
28	32	60	-	M24x1.5	-	3	-	-	-	-	-	-	-	-


K12235	K22235
---------------	---------------



Outer Joint	Driveshaft	Inner Joint
HO1036 abs 50	HO3175 abs 50	

Note : -

K22235	K12235
---------------	---------------



Inner Joint	Driveshaft	Outer Joint
	HO3176 abs 50	HO1036 abs 50

Ballade (Serie A_ - Front)

<i>kW</i>	<i>da:</i>	<i>a:</i>	<i>Cambio</i>	<i>Telaio</i>
	<i>from:</i>	<i>to:</i>	<i>Gearbox</i>	<i>Chassis</i>

A	B	C	D	F	H	Fig	N	O	P	Q	R	S	T	Fig
23	30	49	82	M22x1.5	78	2	-	-	-	-	-	-	-	-

1.5	67,68	01.84	12.86	-	-
-----	-------	-------	-------	---	---

A	B	C	D	F	H	Fig	N	O	P	Q	R	S	T	Fig
23	30	49	82	M22x1.5	78	2	-	-	-	-	-	-	-	-

Outer Joint	Driveshaft	Inner Joint
HO1007	HO3177	

Note : -

Inner Joint	Driveshaft	Outer Joint
	HO3178	HO1007

A	B	C	D	F	H	Fig	N	O	P	Q	R	S	T	Fig
26	32	49	87	M22x1.5	78	2	-	-	-	-	-	-	-	-

1.5	67,68	01.87	05.92	-	-
1.6	89	01.87	05.92	-	-

A	B	C	D	F	H	Fig	N	O	P	Q	R	S	T	Fig
26	32	49	87	M22x1.5	78	2	-	-	-	-	-	-	-	-

Outer Joint	Driveshaft	Inner Joint
HO1012	HO3179	

Note : -

Inner Joint	Driveshaft	Outer Joint
	HO3180	HO1012



Sinistra / Left

Honda

Destra / Right



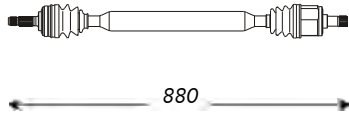
Ballade (Serie A_ - Front)

A	B	C	D	F	H	Fig	N	O	P	Q	R	S	T	Fig
23	30	49	82	M22x1.5	78	2	25		35	80.8	26	54.5	38	-

kW	da: from:	a: to:	Cambio Gearbox	Telaio Chassis
1.6	89	01.84	12.86	- -
1.6 16V	96	01.87	05.92	- -

A	B	C	D	F	H	Fig	N	O	P	Q	R	S	T	Fig
23	30	49	82	M22x1.5	78	2	25		35	80.8	26	54.5	38	-

K11920

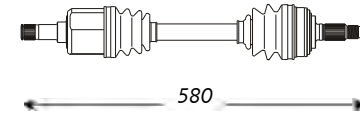


880

Outer Joint	Driveshaft	Inner Joint
HO1007	HO3049	

Note : -

K11920



580

Inner Joint	Driveshaft	Outer Joint
	HO3050	HO1007

City (Serie GA_ - Front)

A	B	C	D	F	H	Fig	N	O	P	Q	R	S	T	Fig
23	27	49	82,5	M22x1.5	78	2	-		-	-	-	-	-	-

kW	da: from:	a: to:	Cambio Gearbox	Telaio Chassis
1.2	-	01.86	--	- -

A	B	C	D	F	H	Fig	N	O	P	Q	R	S	T	Fig
23	27	49	82,5	M22x1.5	78	2	-		-	-	-	-	-	-

Outer Joint	Driveshaft	Inner Joint
HO1006	HO3189	

Note : -

Inner Joint	Driveshaft	Outer Joint
	HO3190	HO1006

A	B	C	D	F	H	Fig	N	O	P	Q	R	S	T	Fig
23	30	49	82	M22x1.5	78	2	-		-	-	-	-	-	-

kW	da: from:	a: to:	Cambio Gearbox	Telaio Chassis
1.3	-	01.86	--	- -

A	B	C	D	F	H	Fig	N	O	P	Q	R	S	T	Fig
23	30	49	82	M22x1.5	78	2	-		-	-	-	-	-	-

Outer Joint	Driveshaft	Inner Joint
HO1007	HO3203	

Note : -

Inner Joint	Driveshaft	Outer Joint
	HO3204	HO1007



Sinistra / Left

Honda

Destra / Right



City (Serie VF_ - Front)


kW	da:	a:	Cambio	Telaio
	from:	to:	Gearbox	Chassis

A	B	C	D	F	H	Fig	N	O	P	Q	R	S	T	Fig
23	27	45	82	M22x1.5	78	2	25		35	72.5	26	54.5	33	5


1.2 16V	55	11.83	12.86	-	-
---------	----	-------	-------	---	---

A	B	C	D	F	H	Fig	N	O	P	Q	R	S	T	Fig
23	27	45	82	M22x1.5	78	2	25		35	72.5	26	54.5	33	5

K11920 **K21920**



K21920 **K11920**



Outer Joint	Driveshaft	Inner Joint
HO1004	HO3096	

Inner Joint	Driveshaft	Outer Joint
	HO3097	HO1004

Note : -

Civic CRX II (Serie ED/EE - Front)


kW	da:	a:	Cambio	Telaio
	from:	to:	Gearbox	Chassis

A	B	C	D	F	H	Fig	N	O	P	Q	R	S	T	Fig
26	23	49	84	M22x1.5	78	3	27		40	84.5	51	54.5	38	-

1.6 16V	79/96	02.88	05.89	-	-
---------	-------	-------	-------	---	---

A	B	C	D	F	H	Fig	N	O	P	Q	R	S	T	Fig
26	23	49	84	M22x1.5	78	3	27		40	84.5	26	54.5	38	-

K12215



K12215



Outer Joint	Driveshaft	Inner Joint
HO1029 HO1028 abs 50	HO3135 HO3137 abs 50	

Inner Joint	Driveshaft	Outer Joint
	HO3136 HO3138 abs 50	HO1029 HO1028 abs 50

Note : -

Civic I (Serie E_,S_,W_ - Front)


kW	da:	a:	Cambio	Telaio
	from:	to:	Gearbox	Chassis

A	B	C	D	F	H	Fig	N	O	P	Q	R	S	T	Fig
23	22	45	79	M22x1.5	78	2	25	22	35	79	23	67	-	-


1.2	40	07.72	02.77	-	-
-----	----	-------	-------	---	---

A	B	C	D	F	H	Fig	N	O	P	Q	R	S	T	Fig
23	22	45	79	M22x1.5	78	2	25	22	35	79	23	67	-	-

K11910 **K21910**



K21910 **K11910**



Outer Joint	Driveshaft	Inner Joint
HO1001	HO3001	HO2001

Inner Joint	Driveshaft	Outer Joint
HO2001	HO3002	HO1001

Note : -



Sinistra / Left

Honda

Destra / Right




Civic I (Serie E_,S_,W_ - Front)

kW	da:	a:	Cambio	Telaio
	from:	to:	Gearbox	Chassis


A	B	C	D	F	H	Fig	N	O	P	Q	R	S	T	Fig
26	30	49	82	M22x1.5	78	2	-	-	-	-	-	-	-	-

1.2	-	01.73	12.79	-	-
-----	---	-------	-------	---	---

A	B	C	D	F	H	Fig	N	O	P	Q	R	S	T	Fig
26	30	49	82	M22x1.5	78	2	-	-	-	-	-	-	-	-



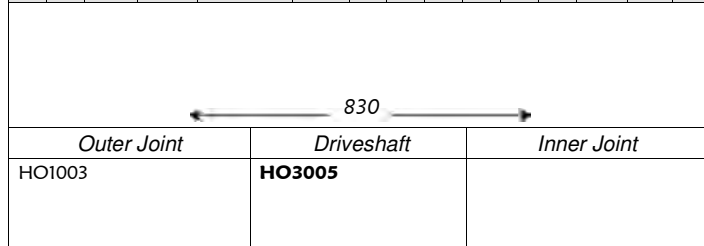
Note: -



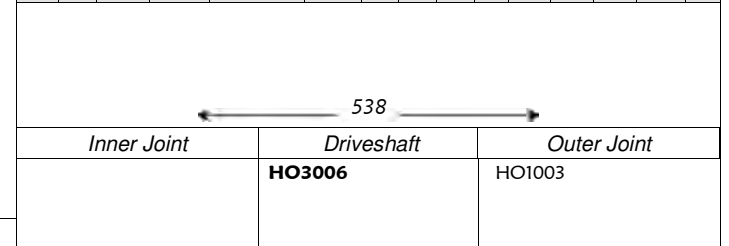
A	B	C	D	F	H	Fig	N	O	P	Q	R	S	T	Fig
23	22	45	79	M22x1.5	78	3	25	-	35	79	26	54.5	-	-

1.2	40	03.77	12.80	-	-
-----	----	-------	-------	---	---

A	B	C	D	F	H	Fig	N	O	P	Q	R	S	T	Fig
23	22	45	79	M22x1.5	78	3	25	-	35	79	26	54.5	-	-



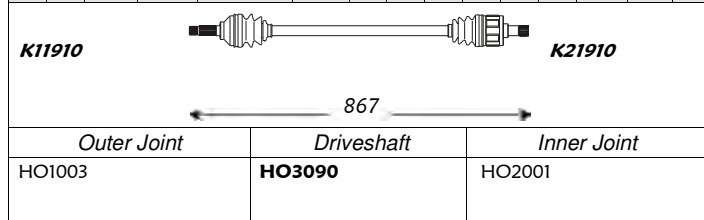
Note: -



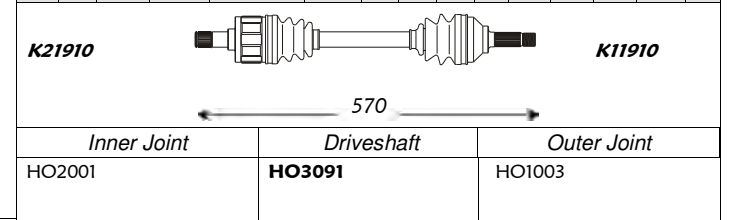
A	B	C	D	F	H	Fig	N	O	P	Q	R	S	T	Fig
23	22	45	79	M22x1.5	78	3	25	22	35	79	23	67	-	-

1.2	44	09.77	12.80	-	-
-----	----	-------	-------	---	---

A	B	C	D	F	H	Fig	N	O	P	Q	R	S	T	Fig
23	22	45	79	M22x1.5	78	3	25	22	35	79	23	67	-	-



1.5	-	01.80	11.83	-	-
-----	---	-------	-------	---	---

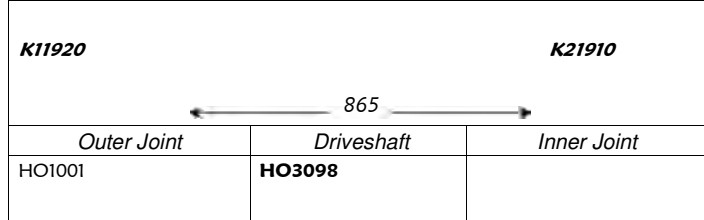


Note: -

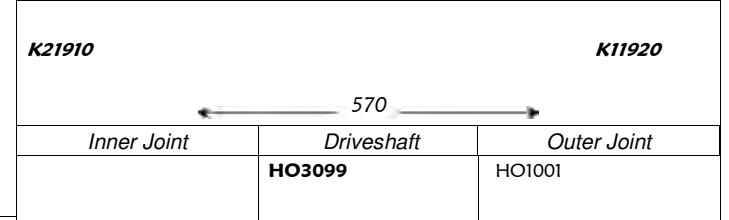
A	B	C	D	F	H	Fig	N	O	P	Q	R	S	T	Fig
23	22	45	79	M22x1.5	78	2	25	-	35	80.5	25	54.5	38	-

1.3	44	11.79	11.83	-	-
-----	----	-------	-------	---	---

A	B	C	D	F	H	Fig	N	O	P	Q	R	S	T	Fig
23	22	45	79	M22x1.5	78	2	25	-	35	80.5	25	54.5	38	-



1.3	52	11.79	11.83	-	-
-----	----	-------	-------	---	---



1.3 Wagon	44	11.79	11.83	-	-
-----------	----	-------	-------	---	---

Note: -



Sinistra / Left

Honda

Destra / Right

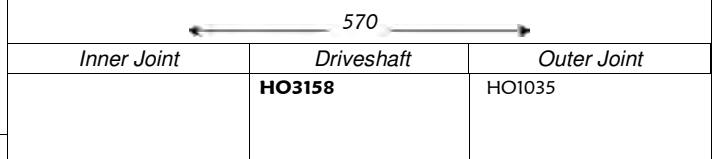
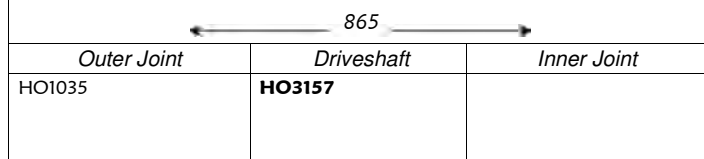


Civic I (Serie E_,S_,W_ - Front)

A	B	C	D	F	H	Fig	N	O	P	Q	R	S	T	Fig
23	30	45	82	M22x1.5	78	-	-	-	-	-	-	-	-	-

kW	da: from:	a: to:	Cambio Gearbox	Telaio Chassis
1.3	33	11.79	11.83	- -
1.5	-	01.80	12.83	- -

A	B	C	D	F	H	Fig	N	O	P	Q	R	S	T	Fig
23	30	45	82	M22x1.5	78	-	-	-	-	-	-	-	-	-

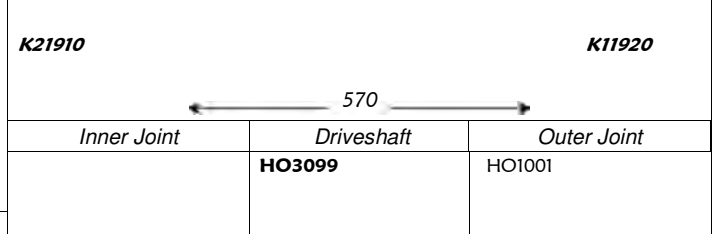
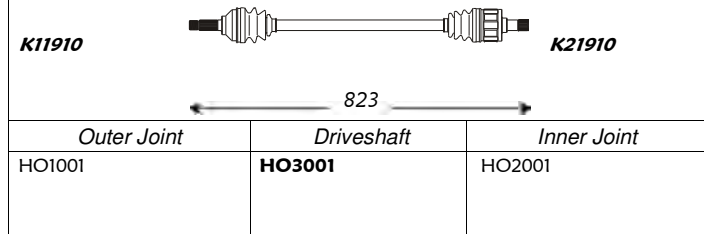


Note : -

A	B	C	D	F	H	Fig	N	O	P	Q	R	S	T	Fig
23	22	45	79	M22x1.5	78	2	25	22	35	79	23	67	-	-

kW	da: from:	a: to:	Cambio Gearbox	Telaio Chassis
1.5	-	01.77	12.79	- -

A	B	C	D	F	H	Fig	N	O	P	Q	R	S	T	Fig
23	22	45	79	M22x1.5	78	2	25	-	35	80.5	25	54.5	38	-



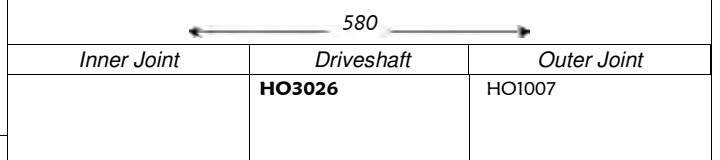
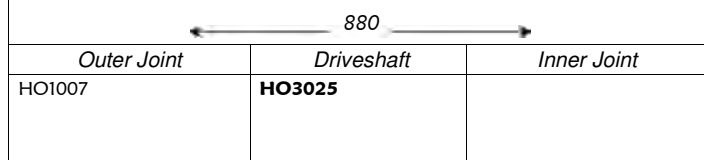
Note : -

Civic II (Serie A_ - Front)

A	B	C	D	F	H	Fig	N	O	P	Q	R	S	T	Fig
23	30	49	82	M22x1.5	78	2	25	-	35	73	26	-	38	-

kW	da: from:	a: to:	Cambio Gearbox	Telaio Chassis
1.2 12V	40	01.84	12.84	- -->101330
1.3 12V	53	12.83	12.84	- -->119566
1.5 12V	63	10.83	12.84	- -->117740

A	B	C	D	F	H	Fig	N	O	P	Q	R	S	T	Fig
23	30	49	82	M22x1.5	78	2	25	-	35	73	26	-	38	-

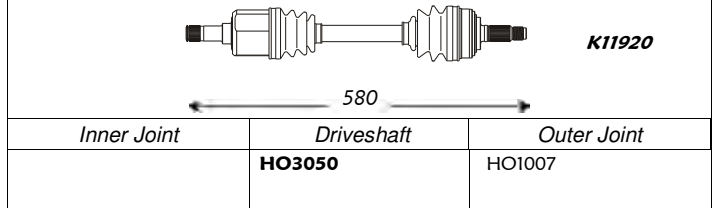
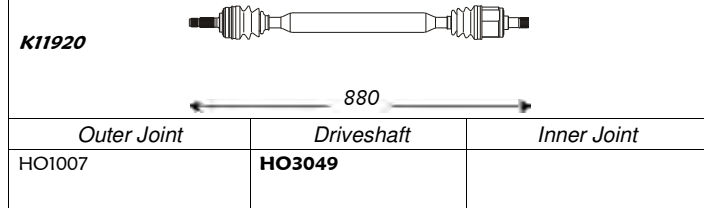


Note : -

A	B	C	D	F	H	Fig	N	O	P	Q	R	S	T	Fig
23	30	49	82	M22x1.5	78	2	25	-	35	80.8	26	54.5	38	-

kW	da: from:	a: to:	Cambio Gearbox	Telaio Chassis
1.2 12V	40	01.85	11.87	- 101331-->
1.2 12V Aut.	40	01.85	11.87	- -
1.3 12V	53	01.85	11.87	- 119566-->
1.3 12V Aut.	53	01.85	11.87	- -
1.5 12V	63	01.85	11.87	- 117741-->
1.5 12V Aut.	63	01.85	11.87	- -
1.5i 12V	74	01.85	11.87	- -
1.5i 12V Aut.	74	01.85	11.87	- -

A	B	C	D	F	H	Fig	N	O	P	Q	R	S	T	Fig
23	30	49	82	M22x1.5	78	2	25	-	35	80.8	26	54.5	38	-



Note : -



Sinistra / Left

Honda

Destra / Right



Civic II (Serie A_ - Front)

<i>kW</i>	<i>da:</i>	<i>a:</i>	<i>Cambio</i>	<i>Telaio</i>
	<i>from:</i>	<i>to:</i>	<i>Gearbox</i>	<i>Chassis</i>

A	B	C	D	F	H	Fig	N	O	P	Q	R	S	T	Fig
23	22	49	79	M22x1.5	78	3	-	-	-	-	-	-	-	-

1.5 (USA)	-	01.84	11.87	-	-
-----------	---	-------	-------	---	---

A	B	C	D	F	H	Fig	N	O	P	Q	R	S	T	Fig
23	22	49	79	M22x1.5	78	3	-	-	-	-	-	-	-	-

883

584

<i>Outer Joint</i>				<i>Driveshaft</i>				<i>Inner Joint</i>			
HO1043				HO3199							

<i>Inner Joint</i>				<i>Driveshaft</i>				<i>Outer Joint</i>			
				HO3200				HO1043			

Note : -

Civic II CRX (Serie A_ - Front)

<i>kW</i>	<i>da:</i>	<i>a:</i>	<i>Cambio</i>	<i>Telaio</i>
	<i>from:</i>	<i>to:</i>	<i>Gearbox</i>	<i>Chassis</i>

A	B	C	D	F	H	Fig	N	O	P	Q	R	S	T	Fig
23	19	49	71	M22x1.5	78	2	-	-	-	-	-	-	-	-

1.3	52	01.84	12.88	-	-
-----	----	-------	-------	---	---

A	B	C	D	F	H	Fig	N	O	P	Q	R	S	T	Fig
23	19	49	71	M22x1.5	78	2	-	-	-	-	-	-	-	-

-

-

<i>Outer Joint</i>				<i>Driveshaft</i>				<i>Inner Joint</i>			
HO1005				HO3139							

<i>Inner Joint</i>				<i>Driveshaft</i>				<i>Outer Joint</i>			
				HO3140				HO1005			


Note : -

A	B	C	D	F	H	Fig	N	O	P	Q	R	S	T	Fig
23	30	49	82	M22x1.5	78	2	25	-	35	80.8	26	54.5	38	-

1.5 12V	74	12.83	02.86	-	-
---------	----	-------	-------	---	---

A	B	C	D	F	H	Fig	N	O	P	Q	R	S	T	Fig
23	30	49	82	M22x1.5	78	2	25	-	35	80.8	26	54.5	38	-

K11920



880



K11920

580

<i>Outer Joint</i>				<i>Driveshaft</i>				<i>Inner Joint</i>			
HO1007				HO3049							

<i>Inner Joint</i>				<i>Driveshaft</i>				<i>Outer Joint</i>			
				HO3050				HO1007			


Note : -

A	B	C	D	F	H	Fig	N	O	P	Q	R	S	T	Fig
26	32	49	87	M22x1.5	78	2	27	-	40	84.5	51	54.5	38	-

1.6 16V	92	03.86	11.87	-	-
---------	----	-------	-------	---	---

A	B	C	D	F	H	Fig	N	O	P	Q	R	S	T	Fig
26	32	49	87	M22x1.5	78	2	27	-	40	84.5	51	54.5	38	-

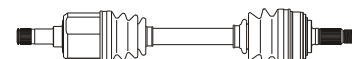
K11960



580

K21945

K21945



K11960

580

<i>Outer Joint</i>				<i>Driveshaft</i>				<i>Inner Joint</i>			
HO1012				HO3104							

<i>Inner Joint</i>				<i>Driveshaft</i>				<i>Outer Joint</i>			
				HO3105				HO1012			

Note : -



Sinistra / Left

Honda

Destra / Right



Civic II Shuttle (Serie A_ - Front)


<i>kW</i>	<i>da:</i>	<i>a:</i>	<i>Cambio</i>	<i>Telaio</i>
	<i>from:</i>	<i>to:</i>	<i>Gearbox</i>	<i>Chassis</i>

A	B	C	D	F	H	Fig	N	O	P	Q	R	S	T	Fig
23	30	49	82	M22x1.5	78	2	25		35	80.8	26	54.5	38	-

1.5	63	10.83	03.88	-	-
-----	----	-------	-------	---	---

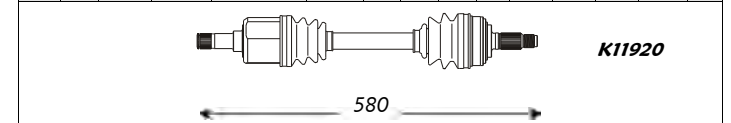
A	B	C	D	F	H	Fig	N	O	P	Q	R	S	T	Fig
23	30	49	82	M22x1.5	78	2	25		35	80.8	26	54.5	38	-

1.5	63	10.83	03.88	-	-
-----	----	-------	-------	---	---



Outer Joint		Driveshaft	Inner Joint
HO1007		HO3049	

Note : -



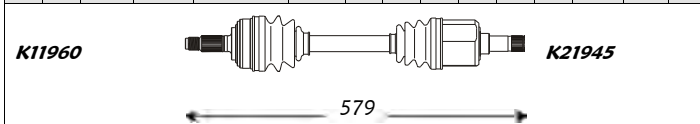
Inner Joint	Driveshaft	Outer Joint
	HO3050	HO1007

A	B	C	D	F	H	Fig	N	O	P	Q	R	S	T	Fig
26	32	49	87	M22x1.5	78	2	27		40	82	54.5	54.5	-	4

1.5 12V 4X4	61	01.85	03.88	-	-
-------------	----	-------	-------	---	---

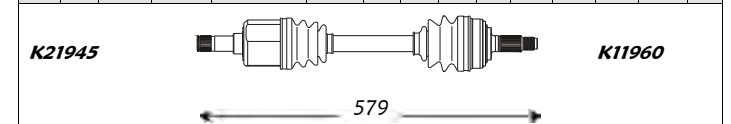
A	B	C	D	F	H	Fig	N	O	P	Q	R	S	T	Fig
26	32	49	87	M22x1.5	78	2	27		40	82	25	54.5	-	4

1.5 12V 4X4	61	01.85	03.88	-	-
-------------	----	-------	-------	---	---



Outer Joint		Driveshaft	Inner Joint
HO1040		HO3062	

Note : -



Inner Joint	Driveshaft	Outer Joint
	HO3063	HO1040

Civic III (Serie E_ - Front)

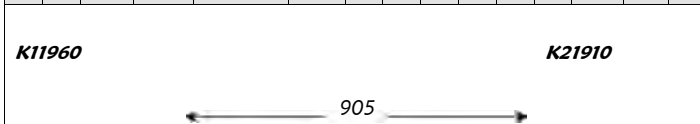
<i>kW</i>	<i>da:</i>	<i>a:</i>	<i>Cambio</i>	<i>Telaio</i>
	<i>from:</i>	<i>to:</i>	<i>Gearbox</i>	<i>Chassis</i>

A	B	C	D	F	H	Fig	N	O	P	Q	R	S	T	Fig
26	30	49	82	M22x1.5	78	2	25		35	80.5	24	61.5	38	-

1.3 16V	55	10.87	12.89	-	-
---------	----	-------	-------	---	---

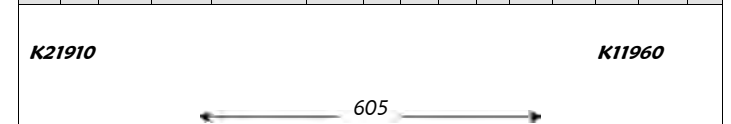
A	B	C	D	F	H	Fig	N	O	P	Q	R	S	T	Fig
26	30	49	82	M22x1.5	78	2	25		35	80.5	25	54.5	38	-

1.3 16V	55	10.87	12.89	-	-
---------	----	-------	-------	---	---



Outer Joint		Driveshaft	Inner Joint
HO1011		HO3058	

Note : -



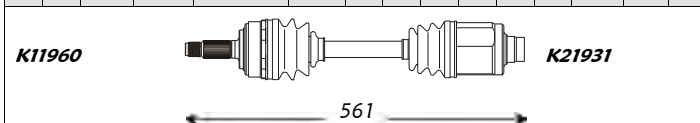
Inner Joint	Driveshaft	Outer Joint
	HO3059	HO1011

A	B	C	D	F	H	Fig	N	O	P	Q	R	S	T	Fig
26	30	55	89	M22x1.5	78	2	27		-	84.5	32	-	38	-

1.6 16V Vtec	110	06.90	11.91	-	-
--------------	-----	-------	-------	---	---

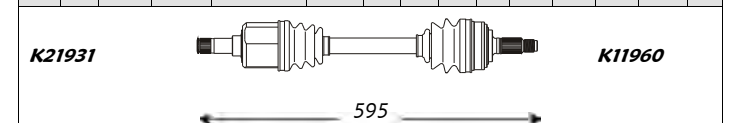
A	B	C	D	F	H	Fig	N	O	P	Q	R	S	T	Fig
26	30	55	89	M22x1.5	78	2	27		40	84.5	26	54.5	38	-

1.6 16V Vtec	110	06.90	11.91	-	-
--------------	-----	-------	-------	---	---



Outer Joint		Driveshaft	Inner Joint
HO1013		HO3100	

Note : -



Inner Joint	Driveshaft	Outer Joint
	HO3101	HO1013



Sinistra / Left

Honda

Destra / Right



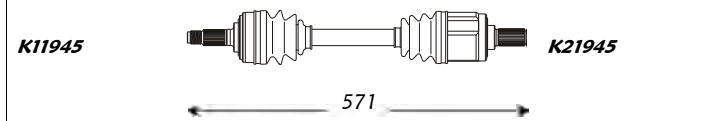
Civic III CRX (Serie E_ - Front)

kW da: a: Cambio Telaio
from: to: Gearbox Chassis

A	B	C	D	F	H	Fig	N	O	P	Q	R	S	T	Fig
26	32	49	87	M22x1.5	78	2	27		40	84.5	51	54.5	38	-

1.6 16V Kat.

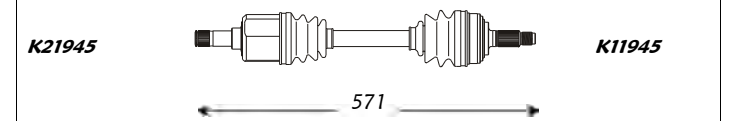
91 06.89 06.92 - -



Outer Joint	Driveshaft	Inner Joint
HO1040 HO1041 abs 50	HO3106 HO3108 abs 50	

Note : -

A	B	C	D	F	H	Fig	N	O	P	Q	R	S	T	Fig
26	32	49	87	M22x1.5	78	2	27		40	84.5	26	54.5	38	-

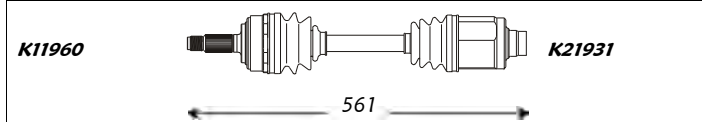


Inner Joint	Driveshaft	Outer Joint
	HO3107 HO3109 abs 50	HO1040 HO1041 abs 50

A	B	C	D	F	H	Fig	N	O	P	Q	R	S	T	Fig
26	30	55	89	M22x1.5	78	2	27		-	84.5	32	-	38	-

1.6 16V Vtec

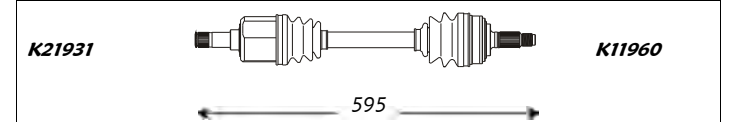
110 06.90 06.92 - -



Outer Joint	Driveshaft	Inner Joint
HO1013 HO1034 abs 50	HO3100 HO3102 abs 50	

Note : -

A	B	C	D	F	H	Fig	N	O	P	Q	R	S	T	Fig
26	30	55	89	M22x1.5	78	2	27		40	84.5	26	54.5	38	-



Inner Joint	Driveshaft	Outer Joint
	HO3101 HO3103 abs 50	HO1013 HO1034 abs 50

Civic III Shuttle (Serie E_ - Front)

kW da: a: Cambio Telaio
from: to: Gearbox Chassis

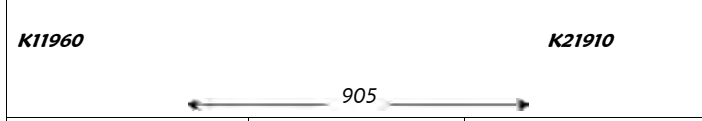
A	B	C	D	F	H	Fig	N	O	P	Q	R	S	T	Fig
26	30	49	82	M22x1.5	78	2	25		35	80.5	24	61.5	38	-

1.4

66 06.89 06.93 - -

1.5i 16V

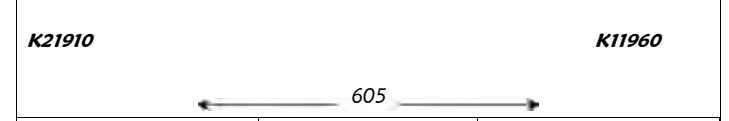
69 06.89 06.93 - -



Outer Joint	Driveshaft	Inner Joint
HO1011	HO3058	

Note : -

A	B	C	D	F	H	Fig	N	O	P	Q	R	S	T	Fig
26	30	49	82	M22x1.5	78	2	25		35	80.5	25	54.5	38	-



Inner Joint	Driveshaft	Outer Joint
	HO3059	HO1011

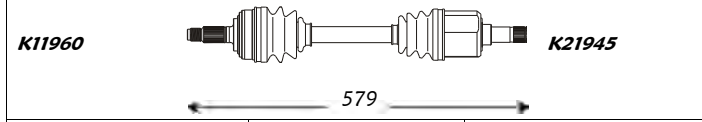
A	B	C	D	F	H	Fig	N	O	P	Q	R	S	T	Fig
26	32	49	87	M22x1.5	78	2	27		40	82	54.5	54.5	-	4

1.6i 4X4

81 02.88 10.92 - -

1.6i 4X4 Aut.

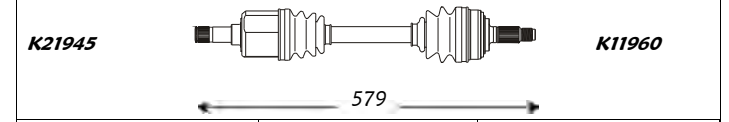
81 02.88 10.92 - -



Outer Joint	Driveshaft	Inner Joint
HO1040	HO3062	

Note : -

A	B	C	D	F	H	Fig	N	O	P	Q	R	S	T	Fig
26	32	49	87	M22x1.5	78	2	27		40	82	25	54.5	-	4



Inner Joint	Driveshaft	Outer Joint
	HO3063	HO1040



Sinistra / Left

Honda

Destra / Right




Civic IV (Serie EG_ - Front)

A	B	C	D	F	H	Fig	N	O	P	Q	R	S	T	Fig
26	30	55	89	M22x1.5	78	2	25		35	80	-	61.5	30	5

kW	da: from:	a: to:	Cambio Gearbox	Telaio Chassis
55	09.91	10.95	-	-
66	09.91	10.95	-	-
69	09.91	10.95	-	-
92	09.91	10.95	-	-

A	B	C	D	F	H	Fig	N	O	P	Q	R	S	T	Fig
26	30	55	89	M22x1.5	78	2	25		35	80.5	25	54.5	38	5


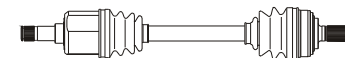
K11960 **K21931**



Outer Joint	Driveshaft	Inner Joint
HO1013 HO1034 abs 50	HO3060 HO3145 abs 50	

Note: -														
---------	--	--	--	--	--	--	--	--	--	--	--	--	--	--

K21931 **K11960**



Inner Joint	Driveshaft	Outer Joint
	HO3061 HO3146 abs 50	HO1013 HO1034 abs 50


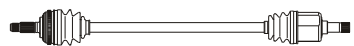
Note: -														
---------	--	--	--	--	--	--	--	--	--	--	--	--	--	--

A	B	C	D	F	H	Fig	N	O	P	Q	R	S	T	Fig
26	30	55	87	M22x1.5	78	2	25		35	80	-	61.5	30	5

1.3 16V	55	10.91	10.95	-	-
---------	----	-------	-------	---	---

A	B	C	D	F	H	Fig	N	O	P	Q	R	S	T	Fig
26	30	55	87	M22x1.5	78	2	25		35	80.5	25	54.5	38	5


K11960 **K21931**



Outer Joint	Driveshaft	Inner Joint
HO1034 abs 50	HO3145 abs 50	

Note: -														
---------	--	--	--	--	--	--	--	--	--	--	--	--	--	--

K21931 **K11960**



Inner Joint	Driveshaft	Outer Joint
	HO3146 abs 50	HO1034 abs 50


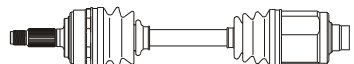
Note: -														
---------	--	--	--	--	--	--	--	--	--	--	--	--	--	--

A	B	C	D	F	H	Fig	N	O	P	Q	R	S	T	Fig
26	30	55	89	M22x1.5	78	2	27		-	84.5	32	-	38	-

1.6 16V Vtec	118	09.91	10.95	-	-
--------------	-----	-------	-------	---	---

A	B	C	D	F	H	Fig	N	O	P	Q	R	S	T	Fig
26	30	55	89	M22x1.5	78	2	27		40	84.5	26	54.5	38	-


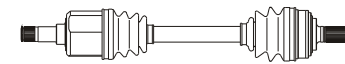
K11960 **K21931**



Outer Joint	Driveshaft	Inner Joint
HO1013 HO1034 abs 50	HO3100 HO3102 abs 50	

Note: -														
---------	--	--	--	--	--	--	--	--	--	--	--	--	--	--

K21931 **K11960**



Inner Joint	Driveshaft	Outer Joint
	HO3101 HO3103 abs 50	HO1013 HO1034 abs 50

Note: -														
---------	--	--	--	--	--	--	--	--	--	--	--	--	--	--


Civic IV Coupé (Serie EJ_ - Front)

A	B	C	D	F	H	Fig	N	O	P	Q	R	S	T	Fig
26	30	55	89	M22x1.5	78	2	25		35	80	-	61.5	30	5

kW	da: from:	a: to:	Cambio Gearbox	Telaio Chassis
74	02.94	01.96	-	-
92	02.94	01.96	-	-

A	B	C	D	F	H	Fig	N	O	P	Q	R	S	T	Fig
26	30	55	89	M22x1.5	78	2	25		35	80.5	25	54.5	38	5


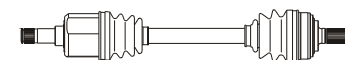
K11960 **K21931**



Outer Joint	Driveshaft	Inner Joint
HO1013 HO1034 abs 50	HO3060 HO3145 abs 50	

Note: -														
---------	--	--	--	--	--	--	--	--	--	--	--	--	--	--

K21931 **K11960**



Inner Joint	Driveshaft	Outer Joint
	HO3061 HO3146 abs 50	HO1013 HO1034 abs 50

Note: -														
---------	--	--	--	--	--	--	--	--	--	--	--	--	--	--



Sinistra / Left

Honda

Destra / Right



Civic IV CRX (Serie E_ - Front)

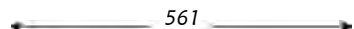
A	B	C	D	F	H	Fig	N	O	P	Q	R	S	T	Fig
26	30	55	87	M22x1.5	78	2	27		-	84.5	32	-	38	-

1.6 16V Vtec kW da: a: Cambio Telaio
 from: to: Gearbox Chassis

92 07.92 08.95 - -

A	B	C	D	F	H	Fig	N	O	P	Q	R	S	T	Fig
26	30	55	87	M22x1.5	78	2	27		40	84.5	26	54.5	38	-

K11960 **K21931**




Outer Joint Driveshaft Inner Joint

HO1034 abs 50 **HO3102** abs 50

Note : -

K21931 **K11960**



Inner Joint Driveshaft Outer Joint

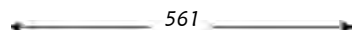
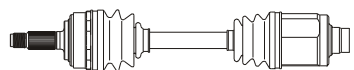
HO3103 abs 50 HO1034 abs 50

A	B	C	D	F	H	Fig	N	O	P	Q	R	S	T	Fig
26	30	55	89	M22x1.5	78	2	27		-	84.5	32	-	38	-

1.6 16V Vtec kW da: a: Cambio Telaio
 1.6 16V Vtec 92 07.92 05.95 - -
 from: to: Gearbox Chassis

A	B	C	D	F	H	Fig	N	O	P	Q	R	S	T	Fig
26	30	55	89	M22x1.5	78	2	27		40	84.5	26	54.5	38	-

K11960 **K21931**


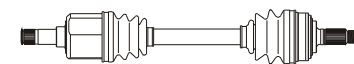


Outer Joint Driveshaft Inner Joint

HO1013
HO1034 abs 50 **HO3100**
HO3102 abs 50

Note : -

K21931 **K11960**



Inner Joint Driveshaft Outer Joint

HO3101
HO3103 abs 50 HO1013
HO1034 abs 50


Civic IV Sedan (Serie EG_,EH_ - Front)

A	B	C	D	F	H	Fig	N	O	P	Q	R	S	T	Fig
26	30	55	89	M22x1.5	78	2	25		35	80	-	61.5	30	5

1.5 16V kW da: a: Cambio Telaio
 1.5 16V Vtec 66 09.91 10.95 - -
 1.6 16V Vtec 69 06.93 10.95 - -
 1.6 16V Vtec 92 09.91 10.95 - -
 from: to: Gearbox Chassis

A	B	C	D	F	H	Fig	N	O	P	Q	R	S	T	Fig
26	30	55	89	M22x1.5	78	2	25		35	80.5	25	54.5	38	5

K11960 **K21931**




Outer Joint Driveshaft Inner Joint

HO1013
HO1034 abs 50 **HO3060**
HO3145 abs 50

Note : -

K21931 **K11960**



Inner Joint Driveshaft Outer Joint


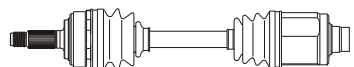
HO3061
HO3146 abs 50 HO1013
HO1034 abs 50

A	B	C	D	F	H	Fig	N	O	P	Q	R	S	T	Fig
26	30	55	89	M22x1.5	78	2	27		-	84.5	32	-	38	-

1.6 16V Vtec kW da: a: Cambio Telaio
 118 09.91 10.95 - -

A	B	C	D	F	H	Fig	N	O	P	Q	R	S	T	Fig
26	30	55	89	M22x1.5	78	2	27		40	84.5	26	54.5	38	-

K11960 **K21931**


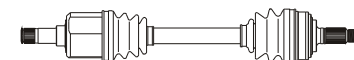


Outer Joint Driveshaft Inner Joint

HO1013
HO1034 abs 50 **HO3100**
HO3102 abs 50

Note : -

K21931 **K11960**



Inner Joint Driveshaft Outer Joint

HO3101
HO3103 abs 50 HO1013
HO1034 abs 50



Sinistra / Left

Honda


Destra / Right



Civic V (Serie EJ_,EK_ - Front)

A	B	C	D	F	H	Fig	N	O	P	Q	R	S	T	Fig
26	28	55	82.5	M22x1.5	79	2	25		35	75	-	61	34.5	5

1.4i	66	11.95	02.01	-	-									
1.5i	84	11.95	02.01	-	-									
1.6	84	11.95	02.01	-	-									
1.6	92	11.95	02.01	-	-									



Outer Joint		Driveshaft	Inner Joint
HO1033		HO3159	
HO1030 abs 50		HO3161 abs 50	

A	B	C	D	F	H	Fig	N	O	P	Q	R	S	T	Fig
26	30	55	89	M22x1.5	78	2	-		-	-	-	-	-	-

1.6 Vti	118	11.95	02.01	-	-									
---------	-----	-------	-------	---	---	--	--	--	--	--	--	--	--	--



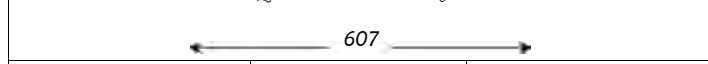
Outer Joint		Driveshaft	Inner Joint
HO1013		HO3181	
HO1034 abs 50		HO3183 abs 50	

Note : -														
----------	--	--	--	--	--	--	--	--	--	--	--	--	--	--

Concerto (Serie HW - Front)

A	B	C	D	F	H	Fig	N	O	P	Q	R	S	T	Fig
26	23	49	84	M22x1.5	78	3	27		40	84.5	51	54.5	38	-

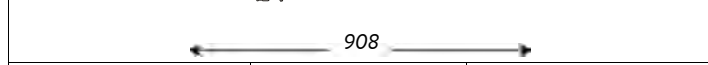
1.4	66	01.90	01.93	-	-									
1.6	82	01.90	01.93	-	-									
1.6i 16V	90	10.90	12.93	-	-									



Outer Joint		Driveshaft	Inner Joint
HO1029		HO3135	
HO1028 abs 50		HO3137 abs 50	

A	B	C	D	F	H	Fig	N	O	P	Q	R	S	T	Fig
26	23	49	84	M22x1.5	78	3	25		35	80.5	26	54.5	38	5

1.5	66	10.90	06.94	-	-									
1.6	78	01.90	01.93	-	-									

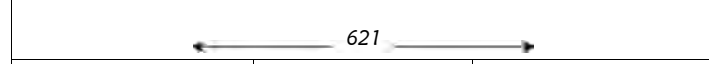


Outer Joint		Driveshaft	Inner Joint
HO1029		HO3070	
HO1028 abs 50		HO3072 abs 50	

Note : -														
----------	--	--	--	--	--	--	--	--	--	--	--	--	--	--

A	B	C	D	F	H	Fig	N	O	P	Q	R	S	T	Fig
26	28	55	82.5	M22x1.5	79	2	25		35	75	-	54	34.5	5

1.4i	66	11.95	02.01	-	-									
1.5i	84	11.95	02.01	-	-									
1.6	84	11.95	02.01	-	-									
1.6	92	11.95	02.01	-	-									



Inner Joint		Driveshaft	Outer Joint
		HO3160	HO1033
		HO3162 abs 50	HO1030 abs 50

A	B	C	D	F	H	Fig	N	O	P	Q	R	S	T	Fig
26	30	55	89	M22x1.5	78	2	-		-	-	-	-	-	-

1.6 Vti	118	11.95	02.01	-	-									
---------	-----	-------	-------	---	---	--	--	--	--	--	--	--	--	--

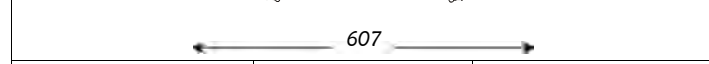


Inner Joint		Driveshaft	Outer Joint
		HO3182	HO1013
		HO3184 abs 50	HO1034 abs 50

Note : -														
----------	--	--	--	--	--	--	--	--	--	--	--	--	--	--

A	B	C	D	F	H	Fig	N	O	P	Q	R	S	T	Fig
26	23	49	84	M22x1.5	78	3	27		40	84.5	26	54.5	38	-

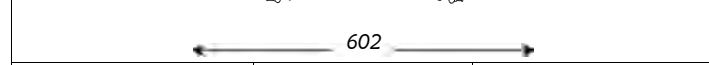
1.4	66	01.90	01.93	-	-									
1.6	82	01.90	01.93	-	-									
1.6i 16V	90	10.90	12.93	-	-									



Inner Joint		Driveshaft	Outer Joint
		HO3136	HO1029
		HO3138 abs 50	HO1028 abs 50

A	B	C	D	F	H	Fig	N	O	P	Q	R	S	T	Fig
26	23	49	84	M22x1.5	78	3	25		35	80.5	26	62	38	5

1.5	66	10.90	06.94	-	-									
1.6	78	01.90	01.93	-	-									



Inner Joint		Driveshaft	Outer Joint
		HO3071	HO1029
		HO3073 abs 50	HO1028 abs 50

Note : -														
----------	--	--	--	--	--	--	--	--	--	--	--	--	--	--



Sinistra / Left

Honda

Destra / Right




Integra I (Serie DA_ - Front)

A	B	C	D	F	H	Fig	N	O	P	Q	R	S	T	Fig
26	32	49	87	M22x1.5	78	2	-	-	-	-	-	-	-	-

kW	da: from:	a: to:	Cambio Gearbox	Telaio Chassis	
1.5	63	01.86	01.89	-	-
1.6	74	01.86	01.89	-	-

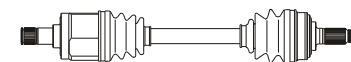
A	B	C	D	F	H	Fig	N	O	P	Q	R	S	T	Fig
26	32	49	87	M22x1.5	78	2	-	-	-	-	-	-	-	-



592

Outer Joint	Driveshaft	Inner Joint
HO1012 HO1022 abs 50	HO3153 HO3165 abs 50	

Note: -




592

Inner Joint	Driveshaft	Outer Joint
	HO3154 HO3166 abs 50	HO1012 HO1022 abs 50

A	B	C	D	F	H	Fig	N	O	P	Q	R	S	T	Fig
26	32	55	87	M22x1.5	78	2	-	-	-	-	-	-	-	-

1.6	118	04.89	05.93	-	-
1.6 Aut.	118	04.89	05.93	-	-


A	B	C	D	F	H	Fig	N	O	P	Q	R	S	T	Fig
26	32	55	87	M22x1.5	78	2	-	-	-	-	-	-	-	-



592

Outer Joint	Driveshaft	Inner Joint
HO1014 HO1025 abs 50	HO3051 HO3053 abs 50	

Note: -




592

Inner Joint	Driveshaft	Outer Joint
	HO3052 HO3054 abs 50	HO1014 HO1025 abs 50

A	B	C	D	F	H	Fig	N	O	P	Q	R	S	T	Fig
26	32	55	87	M22x1.5	78	2	-	-	-	-	-	-	-	-

1.8	124	06.93	12.97	-	-
-----	-----	-------	-------	---	---


A	B	C	D	F	H	Fig	N	O	P	Q	R	S	T	Fig
26	32	55	87	M22x1.5	78	2	-	-	-	-	-	-	-	-



565

Outer Joint	Driveshaft	Inner Joint
HO1014 HO1025 abs 50	HO3055 HO3056 abs 50	

Note: -



592

Inner Joint	Driveshaft	Outer Joint
	HO3052 HO3054 abs 50	HO1014 HO1025 abs 50

Integra II (Serie DC_ - Front)

A	B	C	D	F	H	Fig	N	O	P	Q	R	S	T	Fig
26	32	55	87	M22x1.5	78	2	-	-	-	-	-	-	-	-

1.8 Type-R	140	11.97	10.01	-	-
------------	-----	-------	-------	---	---

A	B	C	D	F	H	Fig	N	O	P	Q	R	S	T	Fig
26	32	55	87	M22x1.5	78	2	-	-	-	-	-	-	-	-



Outer Joint	Driveshaft	Inner Joint
HO1025 abs 50	HO3185 abs 50	

Note: -



Inner Joint	Driveshaft	Outer Joint
	HO3186 abs 50	HO1025 abs 50



Sinistra / Left

Honda

Destra / Right



Jazz (Serie AA_ - Front)

														kW	da:	a:	Cambio	Telaio																		
														from:	to:	Gearbox	Chassis																			
A	B	C	D	F	H	Fig	N	O	P	Q	R	S	T	Fig							A	B	C	D	F	H	Fig	N	O	P	Q	R	S	T	Fig	
23	27	45	82	M22x1.5	78	2	25		35	72.5	26	54.5	33	5	45	1.2	33	11.83	12.86	-	-	23	27	45	82	M22x1.5	78	2	25		35	72.5	26	54.5	33	5
														55	1.2	40	11.83	12.86	-	-																
														56	1.2	41	11.83	12.86	-	-																
K11920														K21920																						
← 843 →														← 591 →																						
Outer Joint				Driveshaft					Inner Joint					Inner Joint				Driveshaft					Outer Joint													
HO1004				HO3096														HO3097					HO1004													
Note : -																																				

Jazz (Serie GA_ - Front)

														kW	da:	a:	Cambio	Telaio																	
														from:	to:	Gearbox	Chassis																		
A	B	C	D	F	H	Fig	N	O	P	Q	R	S	T	Fig							A	B	C	D	F	H	Fig	N	O	P	Q	R	S	T	Fig
23	30	49	82	M22x1.5	78	2	25		35	72.5	25	61.5	33	5	1.2	-	01.87	--	-	-	23	30	49	82	M22x1.5	78	2	25		35	72.5	26	54.5	33	5
														1.3	-	01.87	--	-	-																
K11920														K21920																					
← 875 →														← 573 →																					
Outer Joint				Driveshaft					Inner Joint					Inner Joint				Driveshaft					Outer Joint												
HO1007				HO3111														HO3112					HO1007												
Note : -																																			

Legend I (Serie HS,KA - Front)

														kW	da:	a:	Cambio	Telaio																	
														from:	to:	Gearbox	Chassis																		
A	B	C	D	F	H	Fig	N	O	P	Q	R	S	T	Fig							A	B	C	D	F	H	Fig	N	O	P	Q	R	S	T	Fig
28	34	60	95.6	M24x1.5	83	2	29		40	88	28	57	41	-	2.5i V6 24V	127	01.86	12.88	-	-	28	34	60	95.6	M24x1.5	83	2	29		40	88	28	57	41	-
														2.7i V6 24V	124	02.87	12.88	-	-																
K11990														K21990																					
← 649 →														← 649 →																					
Outer Joint				Driveshaft					Inner Joint					Inner Joint				Driveshaft					Outer Joint												
HO1016				HO3041														HO3041					HO1016												
HO1017 abs 50				HO3042 abs 50														HO3042 abs 50					HO1017 abs 50												
Note : -																																			



Sinistra / Left

Honda

Destra / Right



Legend I (Serie HS,KA - Front)

													kW	da:	a:	Cambio	Telaio																			
													from:	to:	Gearbox	Chassis																				
A	B	C	D	F	H	Fig	N	O	P	Q	R	S	T	Fig							A	B	C	D	F	H	Fig	N	O	P	Q	R	S	T	Fig	
28	34	60	95.6	M24x1.5	83	2	29		40	88	53	57	41	-	2.7i V6 24V	124	01.89	12.90	-	-		28	34	60	95.6	M24x1.5	83	2	29		40	88	28	57	41	-
649															649																					
Outer Joint				Driveshaft					Inner Joint				Inner Joint				Driveshaft					Outer Joint														
HO1016				HO3039													HO3041					HO1016														
HO1017 abs 50				HO3040 abs 50													HO3042 abs 50					HO1017 abs 50														
Note : -																																				

Legend II (Serie KA7 - Front)

													kW	da:	a:	Cambio	Telaio																			
													from:	to:	Gearbox	Chassis																				
A	B	C	D	F	H	Fig	N	O	P	Q	R	S	T	Fig							A	B	C	D	F	H	Fig	N	O	P	Q	R	S	T	Fig	
30	36	64	104	M26x1.5	88	2	-		-	-	-	-	-	-	3.2i V6 24V	151	01.91	02.96	-	-		30	36	64	104	M26x1.5	88	2	31		42	92	-	64.5	43.4	-
674															637																					
Outer Joint				Driveshaft					Inner Joint				Inner Joint				Driveshaft					Outer Joint														
HO1031				HO3043													HO3044					HO1031														
HO1032 abs 50				HO3045 abs 50													HO3046 abs 50					HO1032 abs 50														
Note : -																																				

Legend III (Serie KA9 - Front)

													kW	da:	a:	Cambio	Telaio																				
													from:	to:	Gearbox	Chassis																					
A	B	C	D	F	H	Fig	N	O	P	Q	R	S	T	Fig							A	B	C	D	F	H	Fig	N	O	P	Q	R	S	T	Fig		
30	36	64	104	M26x1.5	88	2	-		-	-	-	-	-	-	3.5i V6 24V	151	02.96	--	-	-		30	36	64	104	M26x1.5	88	2	-		-	-	-	-	-	-	-
674															718																						
Outer Joint				Driveshaft					Inner Joint				Inner Joint				Driveshaft					Outer Joint															
HO1032 abs 50				HO3167 abs 50													HO3168 abs 50					HO1032 abs 50															
Note : -																																					



Sinistra / Left

Honda

Destra / Right




Prelude I (Serie SN - Front)

kW da: a: Cambio Telaio
from: to: Gearbox Chassis

A	B	C	D	F	H	Fig	N	O	P	Q	R	S	T	Fig
23	22	45	79	M22x1.5	78	2	25		35	79	24	54.5	-	-

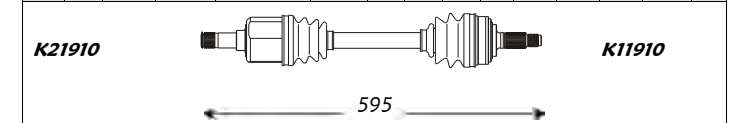
1.6 59 04.79 12.82 - -

A	B	C	D	F	H	Fig	N	O	P	Q	R	S	T	Fig
23	22	45	79	M22x1.5	78	2	25		35	79	24	54.5	-	-



Outer Joint	Driveshaft	Inner Joint
HO1001	HO3131	

Note: -




Inner Joint	Driveshaft	Outer Joint
	HO3132	HO1001

A	B	C	D	F	H	Fig	N	O	P	Q	R	S	T	Fig
23	22	45	79	M22x1.5	78	2	25		35	80.5	25	54.5	38	-


1.8 74 01.78 12.80 - -

A	B	C	D	F	H	Fig	N	O	P	Q	R	S	T	Fig
23	22	45	79	M22x1.5	78	2	25		35	80.5	25	54.5	38	-



Outer Joint	Driveshaft	Inner Joint
HO1001	HO3098	

Note: -




Inner Joint	Driveshaft	Outer Joint
	HO3099	HO1001

A	B	C	D	F	H	Fig	N	O	P	Q	R	S	T	Fig
24	22	45	79.4	M22x1.5	78	2	-		-	-	-	-	-	-


1.8 74 01.81 12.82 - -

A	B	C	D	F	H	Fig	N	O	P	Q	R	S	T	Fig
24	22	45	79.4	M22x1.5	78	2	-		-	-	-	-	-	-



Outer Joint	Driveshaft	Inner Joint
HO1002	HO3027	

Note: -



Inner Joint	Driveshaft	Outer Joint
	HO3028	HO1002


Prelude II (Serie AB - Front)

kW da: a: Cambio Telaio
from: to: Gearbox Chassis

A	B	C	D	F	H	Fig	N	O	P	Q	R	S	T	Fig
24	30	47	82	M22x1.5	78	2	25		35	80.5	25	54.5	38	5

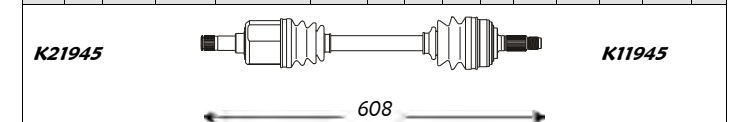
1.8 77 01.83 12.87 - -

A	B	C	D	F	H	Fig	N	O	P	Q	R	S	T	Fig
24	30	47	82	M22x1.5	78	2	25		35	80.5	25	54.5	38	5



Outer Joint	Driveshaft	Inner Joint
HO1009	HO3009	

Note: -



Inner Joint	Driveshaft	Outer Joint
	HO3010	HO1009



Sinistra / Left

Honda

Destra / Right



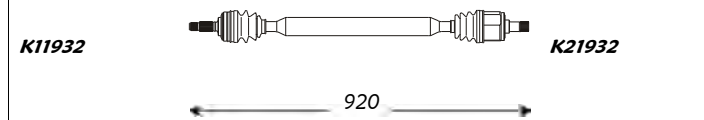
Prelude II (Serie AB - Front)

kW da: a: Cambio Telaio
from: to: Gearbox Chassis

A	B	C	D	F	H	Fig	N	O	P	Q	R	S	T	Fig
26	32	49	87	M22x1.5	78	2	27		40	84.5	26	54.5	38	-

1.8

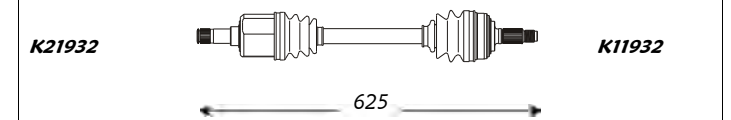
74 01.83 12.87 - -



Outer Joint	Driveshaft	Inner Joint
HO1037	HO3076	
HO1039 abs 100	HO3115 abs 100	
HO1038 abs 50	HO3113 abs 50	

Note: -

A	B	C	D	F	H	Fig	N	O	P	Q	R	S	T	Fig
26	32	49	87	M22x1.5	78	2	27		40	84.5	26	54.5	38	-

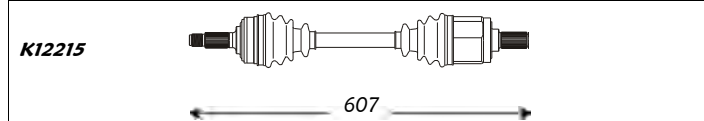


Inner Joint	Driveshaft	Outer Joint
	HO3075	HO1037
	HO3116 abs 100	HO1039 abs 100
	HO3114 abs 50	HO1038 abs 50

A	B	C	D	F	H	Fig	N	O	P	Q	R	S	T	Fig
26	23	49	84	M22x1.5	78	3	27		40	84.5	51	54.5	38	-

1.8 Aut.

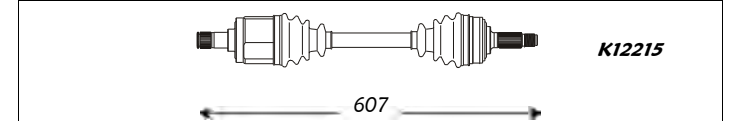
77 01.83 10.87 - -



Outer Joint	Driveshaft	Inner Joint
HO1029	HO3135	
HO1028 abs 50	HO3137 abs 50	

Note: -

A	B	C	D	F	H	Fig	N	O	P	Q	R	S	T	Fig
26	23	49	84	M22x1.5	78	3	27		40	84.5	26	54.5	38	-




Inner Joint	Driveshaft	Outer Joint
	HO3136	HO1029
	HO3138 abs 50	HO1028 abs 50

A	B	C	D	F	H	Fig	N	O	P	Q	R	S	T	Fig
26	32	49	87	M22x1.5	78	2	-	-	-	-	-	-	-	-

1.8 Aut.


74 01.83 12.87 - -



Outer Joint	Driveshaft	Inner Joint
HO1037	HO3029	
HO1039 abs 100	HO3126 abs 100	
HO1038 abs 50	HO3031 abs 50	

Note: -

A	B	C	D	F	H	Fig	N	O	P	Q	R	S	T	Fig
26	32	49	87	M22x1.5	78	2	-	-	-	-	-	-	-	-



Inner Joint	Driveshaft	Outer Joint
	HO3030	HO1037
	HO3077 abs 100	HO1039 abs 100
	HO3032 abs 50	HO1038 abs 50

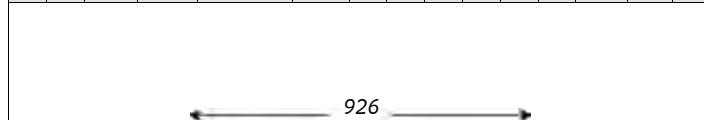
Prelude II (Serie S_ - Front)

kW da: a: Cambio Telaio
from: to: Gearbox Chassis

A	B	C	D	F	H	Fig	N	O	P	Q	R	S	T	Fig
26	32	49	87	M22x1.5	78	2	-	-	-	-	-	-	-	-

Si (USA)


- 01.85 12.87 - -



Outer Joint	Driveshaft	Inner Joint
HO1037	HO3196	

Note: -

A	B	C	D	F	H	Fig	N	O	P	Q	R	S	T	Fig
26	32	49	87	M22x1.5	78	2	-	-	-	-	-	-	-	-



Inner Joint	Driveshaft	Outer Joint
	HO3198	HO1037



Sinistra / Left

Honda

Destra / Right

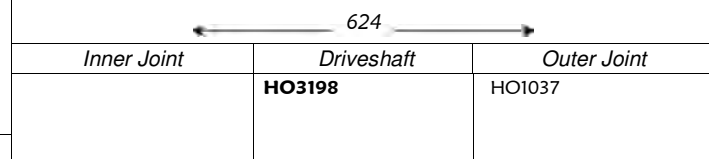
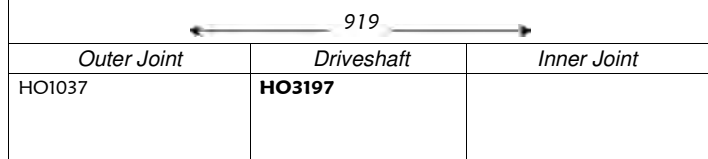


Prelude II (Serie S_ - Front)

A	B	C	D	F	H	Fig	N	O	P	Q	R	S	T	Fig
26	32	49	87	M22x1.5	78	2	-	-	-	-	-	-	-	-

Si Aut. (USA)	kW	da:	a:	Cambio	Telaio
		from:	to:	Gearbox	Chassis
-	01.85	12.87	-	-	-

A	B	C	D	F	H	Fig	N	O	P	Q	R	S	T	Fig
26	32	49	87	M22x1.5	78	2	-	-	-	-	-	-	-	-



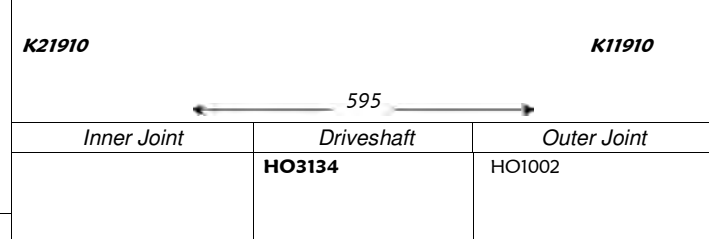
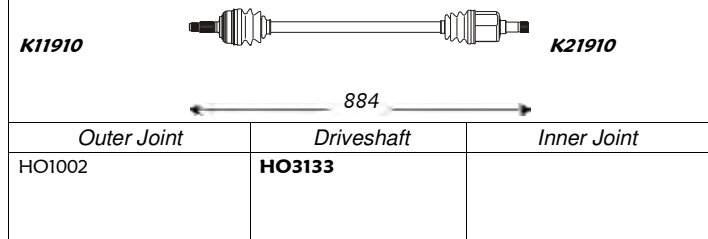
Note : -

Prelude II (Serie SN - Front)

A	B	C	D	F	H	Fig	N	O	P	Q	R	S	T	Fig
24	22	45	79.4	M22x1.5	78	2	25	-	35	79	26	54.5	-	-

1.6	kW	da:	a:	Cambio	Telaio
		from:	to:	Gearbox	Chassis
59	01.83	12.83	-	-	-

A	B	C	D	F	H	Fig	N	O	P	Q	R	S	T	Fig
24	22	45	79.4	M22x1.5	78	2	25	-	35	79	26	54.5	-	-



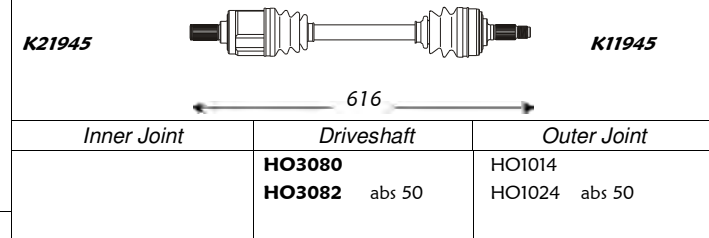
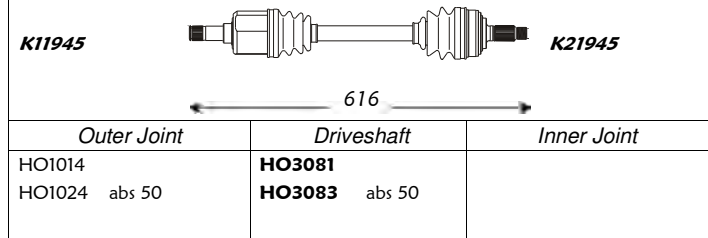
Note : -

Prelude III (Serie BA - Front)

A	B	C	D	F	H	Fig	N	O	P	Q	R	S	T	Fig
26	32	55	87	M22x1.5	78	2	27	-	40	84.5	25	54.5	38	5

2.0 16V Si	kW	da:	a:	Cambio	Telaio
		from:	to:	Gearbox	Chassis
78/111	11.87	12.91	-	-	-

A	B	C	D	F	H	Fig	N	O	P	Q	R	S	T	Fig
26	32	55	87	M22x1.5	78	2	27	-	40	84.5	25	54.5	38	5



Note : -



Sinistra / Left

Honda

Destra / Right



Prelude III (Serie BA - Front)

A	B	C	D	F	H	Fig	N	O	P	Q	R	S	T	Fig
28	32	60	97	M24x1.5	83	2	-	-	-	-	-	-	-	-

2.0 16V Si

kW da: a: Cambio Telaio
from: to: Gearbox Chassis

100/102 11.87 12.91 - -

A	B	C	D	F	H	Fig	N	O	P	Q	R	S	T	Fig
28	32	60	97	M24x1.5	83	2	-	-	-	-	-	-	-	-

620

620

Outer Joint	Driveshaft	Inner Joint
HO1018 HO1024 abs 50	HO3084 HO3086 abs 50	

Inner Joint	Driveshaft	Outer Joint
	HO3085 HO3087 abs 50	HO1018 HO1024 abs 50

Note: -

Prelude III (Serie BA_ - Front)

A	B	C	D	F	H	Fig	N	O	P	Q	R	S	T	Fig
26	32	49	87	M22x1.5	78	2	27	-	38	84.5	25	61.5	38	-

2.0 16V

kW da: a: Cambio Telaio
from: to: Gearbox Chassis

101 11.85 10.87 - -

A	B	C	D	F	H	Fig	N	O	P	Q	R	S	T	Fig
26	32	49	87	M22x1.5	78	2	27	-	40	84.5	25	54.5	38	-

K11945  **K21945**

K21945  **K11945**

916

605

Outer Joint	Driveshaft	Inner Joint
HO1040 HO1042 abs 100 HO1041 abs 50	HO3078 HO3117 abs 100 HO3119 abs 50	

Inner Joint	Driveshaft	Outer Joint
	HO3079 HO3118 abs 100 HO3120 abs 50	HO1040 HO1042 abs 100 HO1041 abs 50

Note: -

Prelude IV (Serie BA_,BB_ - Front)

A	B	C	D	F	H	Fig	N	O	P	Q	R	S	T	Fig
28	32	60	97	M24x1.5	83	2	-	-	-	-	-	-	-	-

2.0i 16V

kW da: a: Cambio Telaio
from: to: Gearbox Chassis

98 09.91 10.96 - -

A	B	C	D	F	H	Fig	N	O	P	Q	R	S	T	Fig
28	32	60	97	M24x1.5	83	2	-	-	-	-	-	-	-	-

2.2i 16V Vtec

136 09.91 10.96 - -

2.3i 16V

118 09.91 10.96 - -

577

630

Outer Joint	Driveshaft	Inner Joint
HO1018 HO1024 abs 50	HO3033 HO3035 abs 50	

Inner Joint	Driveshaft	Outer Joint
	HO3034 HO3036 abs 50	HO1018 HO1024 abs 50

Note: -



Sinistra / Left

Honda

Destra / Right



Prelude IV (Serie BB - Front)

A	B	C	D	F	H	Fig	N	O	P	Q	R	S	T	Fig	kW	da: from:	a: to:	Cambio Gearbox	Telaio Chassis										
28	32	60	97	M24x1.5	83	2	-	-	-	-	-	-	-	-	2.31 16V Aut.	118	02.92	09.96	- -										
A	B	C	D	F	H	Fig	N	O	P	Q	R	S	T	Fig															
28	32	60	97	M24x1.5	83	2	-	-	-	-	-	-	-	-															
Outer Joint				Driveshaft				Inner Joint							Inner Joint				Driveshaft				Outer Joint						
HO1024 abs 50				HO3163 abs 50															HO3164 abs 50				HO1024 abs 50						
Note: -																													

Quintet (Serie SU - Front)

A	B	C	D	F	H	Fig	N	O	P	Q	R	S	T	Fig	kW	da: from:	a: to:	Cambio Gearbox	Telaio Chassis										
23	22	45	79	M22x1.5	78	2	25		35	80.5	25	54.5	38	-	1.6	59	02.80	12.84	- -										
A	B	C	D	F	H	Fig	N	O	P	Q	R	S	T	Fig															
23	22	45	79	M22x1.5	78	2	25		35	80.5	25	54.5	38	-															
Outer Joint				Driveshaft				Inner Joint							Inner Joint				Driveshaft				Outer Joint						
HO1001				HO3098															HO3099				HO1001						
Note: -																													

Shuttle (Serie RA1 - Front)

A	B	C	D	F	H	Fig	N	O	P	Q	R	S	T	Fig	kW	da: from:	a: to:	Cambio Gearbox	Telaio Chassis										
28	32	60	97	M24x1.5	83	2	-	-	-	-	-	-	-	-	2.2 16V	110	10.94	02.98	- -										
A	B	C	D	F	H	Fig	N	O	P	Q	R	S	T	Fig															
28	32	60	97	M24x1.5	83	2	-	-	-	-	-	-	-	-															
Outer Joint				Driveshaft				Inner Joint							Inner Joint				Driveshaft				Outer Joint						
HO1024 abs 50				HO3187 abs 50															HO3188 abs 50				HO1024 abs 50						
Note: -																													



Sinistra / Left

Honda - Acura

Destra / Right



Integra (Front)

													<i>kW</i>	<i>da:</i>	<i>a:</i>	<i>Cambio</i>	<i>Telaio</i>																		
														<i>from:</i>	<i>to:</i>	<i>Gearbox</i>	<i>Chassis</i>																		
A	B	C	D	F	H	Fig	N	O	P	Q	R	S	T	Fig						A	B	C	D	F	H	Fig	N	O	P	Q	R	S	T	Fig	
26	32	49	87	M22x1.5	78	2	-	-	-	-	-	-	-	-	1.5	63	01.85	12.90	-	-	26	32	49	87	M22x1.5	78	2	-	-	-	-	-	-	-	-
<i>Outer Joint</i>				<i>Driveshaft</i>				<i>Inner Joint</i>					<i>Inner Joint</i>					<i>Driveshaft</i>				<i>Outer Joint</i>													
AC1001				AC3001														AC3002				AC1001													
AC1002 abs 50				AC3003 abs 50														AC3004 abs 50				AC1002 abs 50													
Note : -																																			



Sinistra / Left

Hyundai

Destra / Right

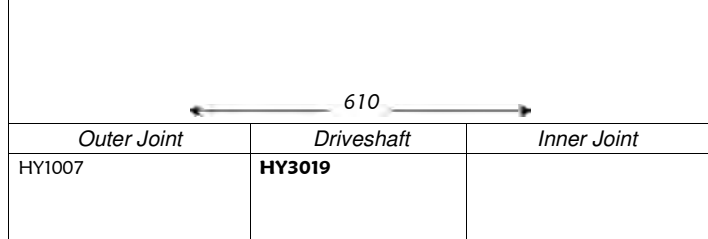


Accent I (Serie X-3 - Front)

A	B	C	D	F	H	Fig	N	O	P	Q	R	S	T	Fig
25	22	50	78.7	M22x1.5	95	2	25		35	75	-	-	-	5

kW	da: from:	a: to:	Cambio Gearbox	Telaio Chassis
44	10.94	01.00	-	-
65	10.94	01.00	-	-

A	B	C	D	F	H	Fig	N	O	P	Q	R	S	T	Fig
25	22	50	78.7	M22x1.5	95	2	-	-	-	-	-	-	-	-



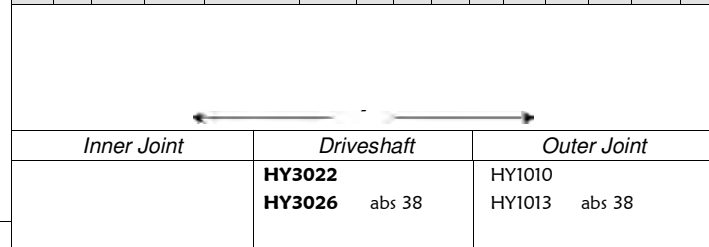
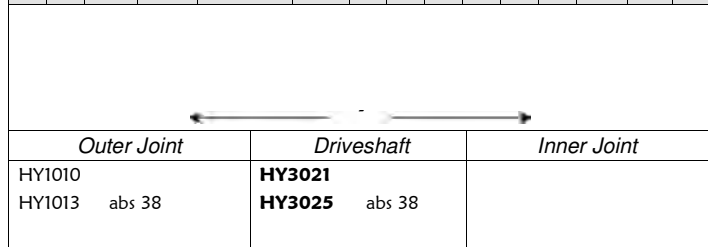
Note : -

Atos (Serie MX - Front)

A	B	C	D	F	H	Fig	N	O	P	Q	R	S	T	Fig
25	19	50	71.4	M22x1.5	95	2	-		-	-	-	-	-	-

kW	da: from:	a: to:	Cambio Gearbox	Telaio Chassis
40	02.98	--	-	-
43	03.01	--	-	-

A	B	C	D	F	H	Fig	N	O	P	Q	R	S	T	Fig
25	19	50	71.4	M22x1.5	95	2	-	-	-	-	-	-	-	-



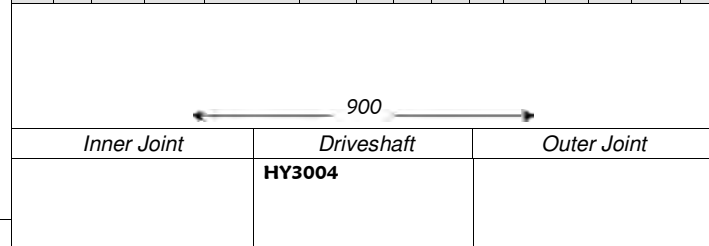
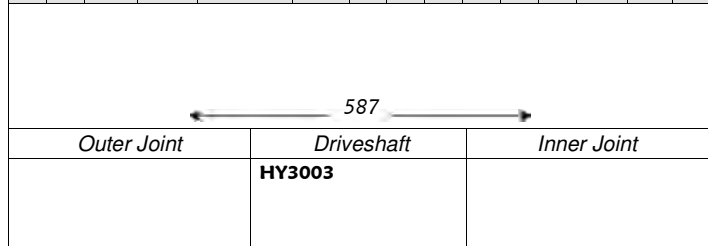
Note : -

Excel (Serie MU - Front)

A	B	C	D	F	H	Fig	N	O	P	Q	R	S	T	Fig

kW	da: from:	a: to:	Cambio Gearbox	Telaio Chassis
50,55	10.85	12.87	-	-
53	10.89	12.91	-	-
62	10.89	12.91	-	-

A	B	C	D	F	H	Fig	N	O	P	Q	R	S	T	Fig



Note : -



Sinistra / Left

Hyundai

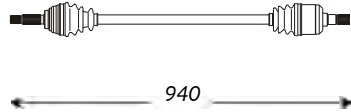
Destra / Right



Lantra I (Serie J1 - Front)

<i>kW</i>	<i>da:</i>	<i>a:</i>	<i>Cambio</i>	<i>Telaio</i>
	<i>from:</i>	<i>to:</i>	<i>Gearbox</i>	<i>Chassis</i>

A	B	C	D	F	H	Fig	N	O	P	Q	R	S	T	Fig
25	22	50	78.7	M22x1.5	95	2	25	23	35	82	-	76	-	4

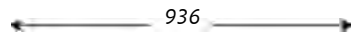


940

Outer Joint	Driveshaft	Inner Joint
HY1007	HY3001	HY2001

Note: -

A	B	C	D	F	H	Fig	N	O	P	Q	R	S	T	Fig
25	26	50	95	M22x1.5	95	2	25	-	35	79	-	62,5	34,4	5

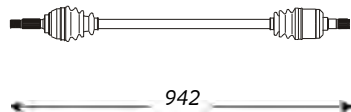


936

Outer Joint	Driveshaft	Inner Joint
HY1005 HY1014 abs 44	HY3017 HY3027 abs 44	

Note: -

A	B	C	D	F	H	Fig	N	O	P	Q	R	S	T	Fig
25	25	50	89	M22x1.5	95	2	-	-	-	-	-	-	-	-



942

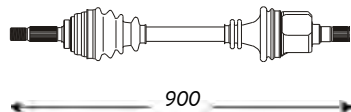
Outer Joint	Driveshaft	Inner Joint
HY1008	HY3015	

Note: -

Pony (Front)

<i>kW</i>	<i>da:</i>	<i>a:</i>	<i>Cambio</i>	<i>Telaio</i>
	<i>from:</i>	<i>to:</i>	<i>Gearbox</i>	<i>Chassis</i>

A	B	C	D	F	H	Fig	N	O	P	Q	R	S	T	Fig
25	22	50	82	M22x1.5	95	2	25	23	35	82	-	76	-	-



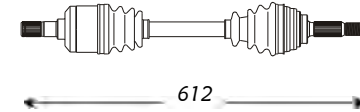
900

Outer Joint	Driveshaft	Inner Joint
HY1001	HY3013	HY2001

Note: -

1.3	47	10.92	06.93	-	-
1.5	53	02.90	03.93	-	-
1.5i	62	04.93	09.94	-	-

A	B	C	D	F	H	Fig	N	O	P	Q	R	S	T	Fig
25	22	50	78.7	M22x1.5	95	2	25	23	35	82	-	76	-	4



612

Inner Joint	Driveshaft	Outer Joint
HY2001	HY3002	HY1007

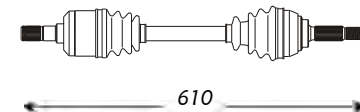
A	B	C	D	F	H	Fig	N	O	P	Q	R	S	T	Fig
25	26	50	95	M22x1.5	95	2	25	-	35	79	-	62,5	-	4



606

Inner Joint	Driveshaft	Outer Joint
	HY3018 HY3028 abs 44	HY1005 HY1014 abs 44

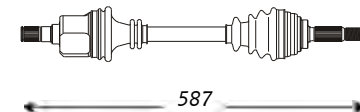
A	B	C	D	F	H	Fig	N	O	P	Q	R	S	T	Fig
25	25	50	89	M22x1.5	95	2	-	-	-	-	-	-	-	-



610

Inner Joint	Driveshaft	Outer Joint
	HY3016	HY1008

A	B	C	D	F	H	Fig	N	O	P	Q	R	S	T	Fig
25	22	50	82	M22x1.5	95	2	25	23	35	82	-	76	-	-



587

Inner Joint	Driveshaft	Outer Joint
HY2001	HY3014	HY1001



Sinistra / Left

Hyundai

Destra / Right




Pony XP (Front)

A	B	C	D	F	H	Fig	N	O	P	Q	R	S	T	Fig

kW	da: from:	a: to:	Cambio Gearbox	Telaio Chassis	
1.3	50	11.85	01.87	-	-
1.3 Cat.	50	05.86	01.87	-	-
1.5	53	11.85	01.87	-	-
1.5 Cat.	53	12.86	01.90	-	-

A	B	C	D	F	H	Fig	N	O	P	Q	R	S	T	Fig



Outer Joint	Driveshaft	Inner Joint
	HY3003	



Inner Joint	Driveshaft	Outer Joint
	HY3004	


Note : -

Scoupe (Serie SLC - Front)


A	B	C	D	F	H	Fig	N	O	P	Q	R	S	T	Fig
25	22	50	82	M22x1.5	95	2	25	22	-	76	-	-	-	-

kW	da: from:	a: to:	Cambio Gearbox	Telaio Chassis	
1.5i	62	10.89	11.92	-	-
1.5i 12V	65	04.92	11.92	-	-

A	B	C	D	F	H	Fig	N	O	P	Q	R	S	T	Fig
25	22	50	82	M22x1.5	95	2	25	22	-	76	-	-	-	4



Outer Joint	Driveshaft	Inner Joint
HY1001	HY3005	HY2002




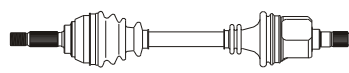
Inner Joint	Driveshaft	Outer Joint
HY2002	HY3006	HY1001

Note : -


A	B	C	D	F	H	Fig	N	O	P	Q	R	S	T	Fig
25	25	50	89	M22x1.5	95	2	25	23	35	82	-	76	-	-

1.5i 12V	65	12.92	05.96	-	-
1.5i Turbo	85	04.91	11.92	-	-

A	B	C	D	F	H	Fig	N	O	P	Q	R	S	T	Fig
25	25	50	89	M22x1.5	95	2	24	23	-	82	-	-	-	4



Outer Joint	Driveshaft	Inner Joint
HY1008	HY3007	HY2001




Inner Joint	Driveshaft	Outer Joint
HY2005	HY3008	HY1008

Note : -


A	B	C	D	F	H	Fig	N	O	P	Q	R	S	T	Fig
25	25	50	89	M22x1.5	95	2								

1.5i Turbo	85	12.92	05.96	-	-
------------	----	-------	-------	---	---

A	B	C	D	F	H	Fig	N	O	P	Q	R	S	T	Fig
25	25	50	89	M22x1.5	95	2	24	23	-	82	-	-	-	4



Outer Joint	Driveshaft	Inner Joint
HY1008	HY3023	HY2008



Inner Joint	Driveshaft	Outer Joint
HY2005	HY3008	HY1008

Note : -



Sinistra / Left

Hyundai

Destra / Right



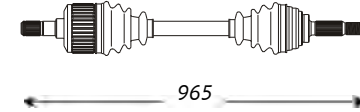
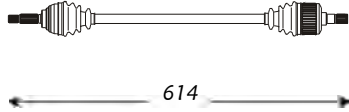
Sonata I (Serie Y-2 - Front)

kW da: a: Cambio Telaio
from: to: Gearbox Chassis

A	B	C	D	F	H	Fig	N	O	P	Q	R	S	T	Fig
25	25	50	89	M22x1.5	95	2	24	23	-	82	-	-	-	-

1.8	70	05.89	09.91	-	-									
2.0i	74	05.89	09.91	-	-									
2.4i	82/90	05.89	09.91	-	-									

A	B	C	D	F	H	Fig	N	O	P	Q	R	S	T	Fig
25	25	50	89	M22x1.5	95	2	25	25	-	89	-	-	-	-



Outer Joint	Driveshaft	Inner Joint
HY1008	HY3009	HY2003



Inner Joint	Driveshaft	Outer Joint
HY2004	HY3010	HY1008

Note : -

A	B	C	D	F	H	Fig	N	O	P	Q	R	S	T	Fig
25	26	50	95	M22x1.5	95	2	24	26	-	88	-	-	-	-

3.0 V6	107	05.89	09.91	-	-									
--------	-----	-------	-------	---	---	--	--	--	--	--	--	--	--	--

A	B	C	D	F	H	Fig	N	O	P	Q	R	S	T	Fig
25	26	50	95	M22x1.5	95	2	25	26	34	89	-	-	-	-



Outer Joint	Driveshaft	Inner Joint
HY1005	HY3011	HY2006

Inner Joint	Driveshaft	Outer Joint
HY2007	HY3012	HY1005

Note : -



Sinistra / Left

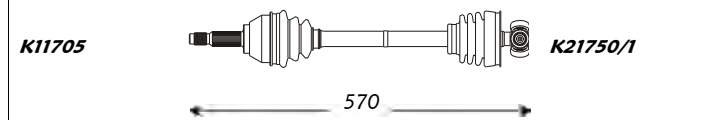
Innocenti

Destra / Right



Elba (Front)

A	B	C	D	F	H	Fig	N	O	P	Q	R	S	T	Fig
22	20	48.1	80	M20x1.5	90	1	-	20	-	-	-	-	32	5




Outer Joint	Driveshaft	Inner Joint
IN1013	IN3037	IN7022

kW	da:	a:	Cambio	Telaio
from:	to:	Gearbox	Chassis	
49	01.91	--	-	-

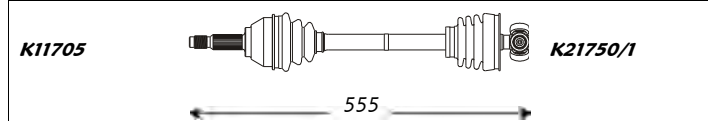
Note : -

A	B	C	D	F	H	Fig	N	O	P	Q	R	S	T	Fig
22	20	48.1	80	M20x1.5	90	1	-	20	-	-	-	-	32	5



Inner Joint	Driveshaft	Outer Joint
IN7022	IN3038	IN1013

A	B	C	D	F	H	Fig	N	O	P	Q	R	S	T	Fig
22	20	48.1	80	M20x1.5	90	1	-	20	-	-	-	-	32	5



Outer Joint	Driveshaft	Inner Joint
IN1013	IN3039	IN7022

1.4	49	01.91	--	-	-
1.5	55	01.91	--	-	-
1.6	55	01.91	--	-	-
1.7 D	42	01.91	--	-	-

Note : -

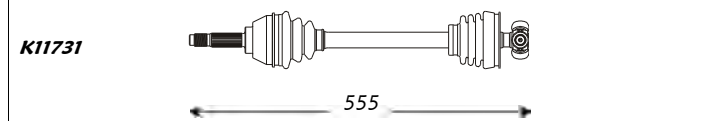
A	B	C	D	F	H	Fig	N	O	P	Q	R	S	T	Fig
22	20	48.1	80	M20x1.5	90	1	-	20	-	-	-	-	32	5



Inner Joint	Driveshaft	Outer Joint
IN7022	IN3040	IN1013

Mille (Front)

A	B	C	D	F	H	Fig	N	O	P	Q	R	S	T	Fig
20	20	43.1	80	M20x1.5	90	1	-	19	-	-	-	-	29.2	5

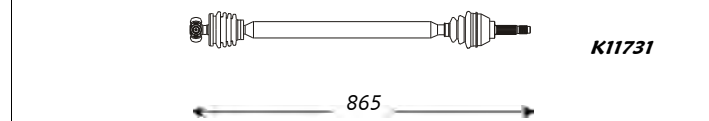


Outer Joint	Driveshaft	Inner Joint
IN1017	IN3043	IN7014

kW	da:	a:	Cambio	Telaio	
from:	to:	Gearbox	Chassis		
0.9	-	01.91	--	-	-
1.4	-	01.91	--	-	-

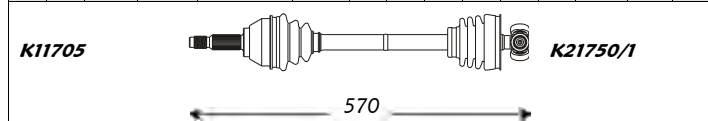
Note : -

A	B	C	D	F	H	Fig	N	O	P	Q	R	S	T	Fig
20	20	43.1	80	M20x1.5	90	1	-	19	-	-	-	-	29.2	5



Inner Joint	Driveshaft	Outer Joint
IN7014	IN3044	IN1017

A	B	C	D	F	H	Fig	N	O	P	Q	R	S	T	Fig
22	20	48.1	80	M20x1.5	90	1	-	20	-	-	-	-	32	5




Outer Joint	Driveshaft	Inner Joint
IN1013	IN3037	IN7022

1.0	-	01.91	--	-	-
-----	---	-------	----	---	---

Note : -

A	B	C	D	F	H	Fig	N	O	P	Q	R	S	T	Fig
22	20	48.1	80	M20x1.5	90	1	-	20	-	-	-	-	32	5



Inner Joint	Driveshaft	Outer Joint
IN7022	IN3038	IN1013



Sinistra / Left

Innocenti

Destra / Right



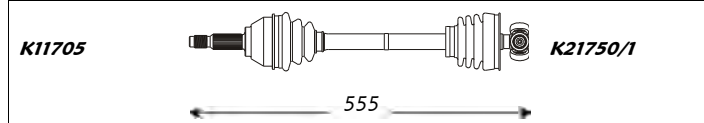
Mille (Front)

A	B	C	D	F	H	Fig	N	O	P	Q	R	S	T	Fig
22	20	48.1	80	M20x1.5	90	1	-	20	-	-	-	-	32	5

1.7 D

kW da: a: Cambio Telaio
from: to: Gearbox Chassis


- 01.91 --- - -



Outer Joint	Driveshaft	Inner Joint
IN1013	IN3039	IN7022

Note : -

A	B	C	D	F	H	Fig	N	O	P	Q	R	S	T	Fig
22	20	48.1	80	M20x1.5	90	1	-	20	-	-	-	-	32	5



Inner Joint	Driveshaft	Outer Joint
IN7022	IN3040	IN1013

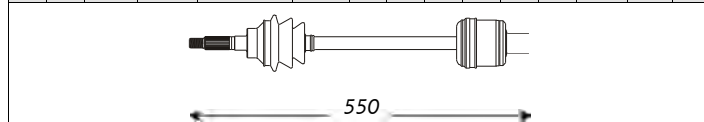
Mini (Front)

A	B	C	D	F	H	Fig	N	O	P	Q	R	S	T	Fig
19	19	48	68	5/8"x18	-	-	21	19	32	75	43	37	-	-

0.85

kW da: a: Cambio Telaio
from: to: Gearbox Chassis


- 01.72 05.84 - -



Outer Joint	Driveshaft	Inner Joint
IN1001	IN3015	IN2004

Note : -

A	B	C	D	F	H	Fig	N	O	P	Q	R	S	T	Fig
19	19	48	68	5/8"x18	-	-	21	19	32	75	43	37	-	-

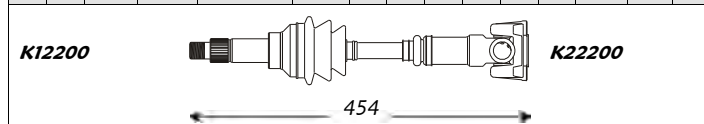


Inner Joint	Driveshaft	Outer Joint
IN2004	IN3016	IN1001

A	B	C	D	F	H	Fig	N	O	P	Q	R	S	T	Fig
29	19	48	72	7/8"x14	-	3	-	-	-	-	-	-	-	-

1.3 Cooper

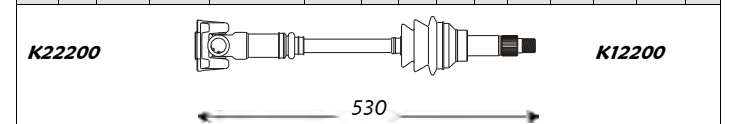
51 08.76 02.82 - -



Outer Joint	Driveshaft	Inner Joint
IN1004	IN3011	

Note : -

A	B	C	D	F	H	Fig	N	O	P	Q	R	S	T	Fig
29	19	48	72	7/8"x14	-	3	-	-	-	-	-	-	-	-



Inner Joint	Driveshaft	Outer Joint
	IN3012	IN1004



Sinistra / Left

Innocenti

Destra / Right



Mini 2 CYL (Front)

A	B	C	D	F	H	Fig	N	O	P	Q	R	S	T	Fig
20	20	43.1	72	M20x1.5	91	1	21	19	35	69	26	62	-	-

650

kW

da: a: Cambio
from: to: Gearbox

Telaio
Chassis

24

01.85 ---

-

-



628

Outer Joint

Driveshaft

Inner Joint

IN1009

IN3031

IN2006

Note : -

Mini 3 CYL (Front)

A	B	C	D	F	H	Fig	N	O	P	Q	R	S	T	Fig
20	20	43.1	72	M20x1.5	91	1	21	19	35	69	26	62	-	-

1.0

kW

da: a: Cambio
from: to: Gearbox

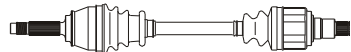
Telaio
Chassis

27/32

02.82 05.83

-

-



565

Outer Joint

Driveshaft

Inner Joint

IN1009

IN3027

IN2006

Note : -

A	B	C	D	F	H	Fig	N	O	P	Q	R	S	T	Fig
20	20	43.1	72	M20x1.5	91	1	23	19	45	69	26	67	-	-

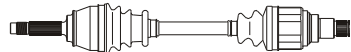
1.0

27/32

06.83 ---

-

-



552

Outer Joint

Driveshaft

Inner Joint

IN1009

IN3029

IN2008

Note : -

A	B	C	D	F	H	Fig	N	O	P	Q	R	S	T	Fig
20	20	43.1	72	M20x1.5	91	1	23	19	45	69	26	67	-	-

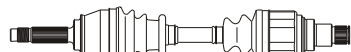
1.0 Aut.

27/32

06.84 ---

-

-



490

Outer Joint

Driveshaft

Inner Joint

IN1009

IN3051

IN2008

Note : -

A	B	C	D	F	H	Fig	N	O	P	Q	R	S	T	Fig
20	20	43.1	72	M20x1.5	91	1	21	19	35	69	26	62	-	-

650

kW

da: a: Cambio
from: to: Gearbox


Telaio
Chassis

24

01.85 ---

-

-



683

Inner Joint

Driveshaft

Outer Joint

IN2006

IN3032

IN1009

A	B	C	D	F	H	Fig	N	O	P	Q	R	S	T	Fig
20	20	43.1	72	M20x1.5	91	1	21	19	35	69	26	62	-	-

1.0

kW

da: a: Cambio
from: to: Gearbox

Telaio
Chassis

27/32

02.82 05.83

-

-



750

Inner Joint

Driveshaft

Outer Joint

IN2006

IN3028

IN1009

A	B	C	D	F	H	Fig	N	O	P	Q	R	S	T	Fig
20	20	43.1	72	M20x1.5	91	1	23	19	45	69	26	67	-	-


1.0

27/32

06.83 ---

-

-



772

Inner Joint

Driveshaft

Outer Joint

IN2008

IN3030

IN1009

A	B	C	D	F	H	Fig	N	O	P	Q	R	S	T	Fig
20	20	43.1	72	M20x1.5	91	1	23	19	45	69	26	67	-	-


1.0 Aut.

27/32

06.84 ---

-

-



490

Inner Joint

Driveshaft

Outer Joint

IN2008

IN3050

IN1009



Sinistra / Left

Isuzu

Destra / Right



Gemini (Front)

A	B	C	D	F	H	Fig	N	O	P	Q	R	S	T	Fig	Turbo	kW	da: from:	a: to:	Cambio Gearbox	Telaio Chassis	A	B	C	D	F	H	Fig	N	O	P	Q	R	S	T	Fig
24	23	-	-	-	-	-	34	23	-	79	-	-	-	-	-	-	01.87	12.89	-	-	24	23	-	-	-	-	22	23	-	79	-	-	-	-	-
←-----→															←-----→																				
Outer Joint					Driveshaft					Inner Joint					Inner Joint					Driveshaft					Outer Joint										
IS1002					IS3005					IS2002					IS2003					IS3006					IS1002										
Note : -																																			

Gemini (Serie JT - Front)

A	B	C	D	F	H	Fig	N	O	P	Q	R	S	T	Fig	1.5	kW	da: from:	a: to:	Cambio Gearbox	Telaio Chassis	A	B	C	D	F	H	Fig	N	O	P	Q	R	S	T	Fig
22	22	50	79	M20x1.5	93	3	34	22	-	74	-	-	-	-	-	52	01.88	12.92	-	-	22	21	50	74,6	M20x1.5	93	2	34	22	-	74	-	-	-	-
←-----→															←-----→																				
Outer Joint					Driveshaft					Inner Joint					Inner Joint					Driveshaft					Outer Joint										
IS1001					IS3001					IS2001					IS2001					IS3002					IS1007										
Note : -																																			

A	B	C	D	F	H	Fig	N	O	P	Q	R	S	T	Fig	1.5 D	kW	da: from:	a: to:	Cambio Gearbox	Telaio Chassis	A	B	C	D	F	H	Fig	N	O	P	Q	R	S	T	Fig	
-	-	-	-	-	-	-	-	-	-	-	-	-	-	-	-	37	02.88	12.90	-	-	-	-	-	-	-	-	-	-	-	-	-	-	-	-	-	-
←-----→															←-----→																					
Outer Joint					Driveshaft					Inner Joint					Inner Joint					Driveshaft					Outer Joint											
					IS3015															IS3016																
Note : -																																				

A	B	C	D	F	H	Fig	N	O	P	Q	R	S	T	Fig	1.6 GT 16V	kW	da: from:	a: to:	Cambio Gearbox	Telaio Chassis	A	B	C	D	F	H	Fig	N	O	P	Q	R	S	T	Fig	
-	-	-	-	-	-	-	-	-	-	-	-	-	-	-	-	84	08.88	12.90	-	-	-	-	-	-	-	-	-	-	-	-	-	-	-	-	-	-
←-----→															←-----→																					
Outer Joint					Driveshaft					Inner Joint					Inner Joint					Driveshaft					Outer Joint											
					IS3017															IS3018																
Note : -																																				



Sinistra / Left

Isuzu

Destra / Right

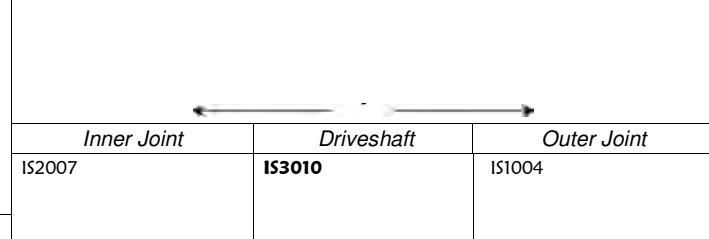
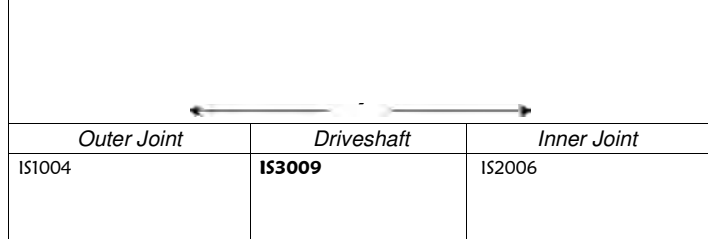


Impulse (Front)

A	B	C	D	F	H	Fig	N	O	P	Q	R	S	T	Fig
24	30	50	83	-	-	-	34	30	-	78	-	-	-	-

tt	kW	da:	a:	Cambio	Telaio
		from:	to:	Gearbox	Chassis
-	05.90	05.93	-	-	-

A	B	C	D	F	H	Fig	N	O	P	Q	R	S	T	Fig
24	30	50	83	-	-	-	22	30	-	78	-	-	-	-

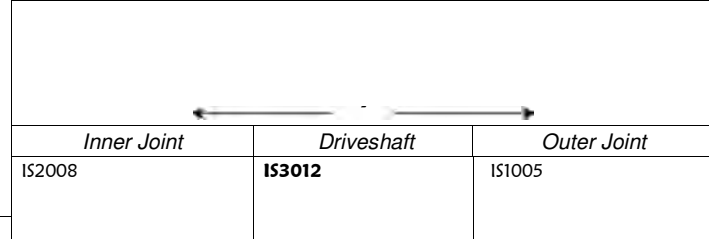
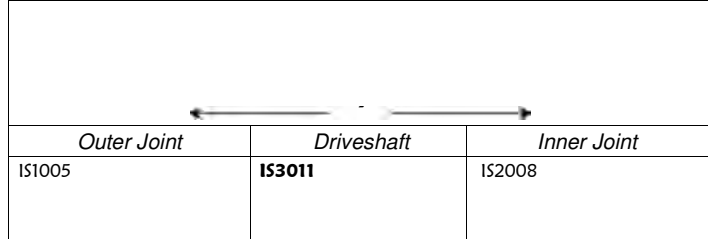


Note : -

A	B	C	D	F	H	Fig	N	O	P	Q	R	S	T	Fig
24	23	50	80	-	-	-	34	23	35	77	-	-	-	-

tt Aut.	kW	da:	a:	Cambio	Telaio
		from:	to:	Gearbox	Chassis
-	05.90	05.92	-	-	-

A	B	C	D	F	H	Fig	N	O	P	Q	R	S	T	Fig
24	23	50	80	-	-	-	34	23	35	77	-	-	-	-



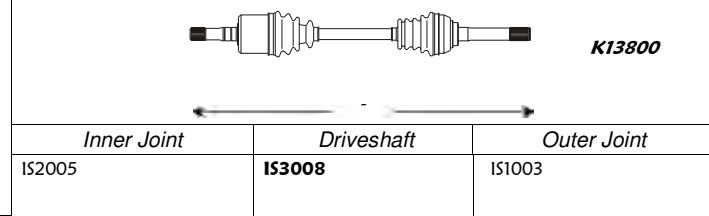
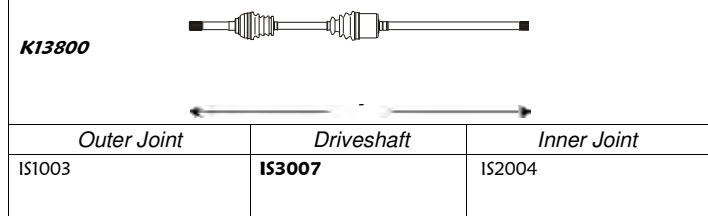
Note : -

Pick-up - Campo (Serie KBS - Front)

A	B	C	D	F	H	Fig	N	O	P	Q	R	S	T	Fig
24	23	48	-	-	-	-	23	23	-	79	-	489	-	-

2.0	2.0 D	kW	da:	a:	Cambio	Telaio
			from:	to:	Gearbox	Chassis
-	-	01.84	12.86	-	-	-
-	-	01.84	12.86	-	-	-

A	B	C	D	F	H	Fig	N	O	P	Q	R	S	T	Fig
24	23	48	-	-	-	-	23	23	-	79	-	95	-	-



Note : -



Sinistra / Left

Isuzu

Destra / Right



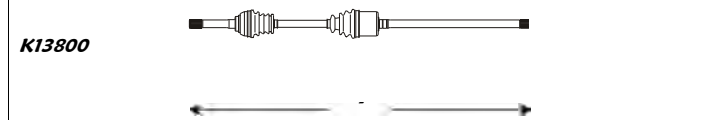
Trooper (Serie UBS - Front)

kW	da:	a:	Cambio	Telaio
	from:	to:	Gearbox	Chassis

A	B	C	D	F	H	Fig	N	O	P	Q	R	S	T	Fig
24	23	48	-	-	-	-	23	23	-	79	-	489	-	-

2.0
2.2 TD

-	01.83	12.87	-	-
-	01.83	12.87	-	-



Outer Joint	Driveshaft	Inner Joint
IS1003	IS3007	IS2004

Note : -

A	B	C	D	F	H	Fig	N	O	P	Q	R	S	T	Fig
17	26	-	91	-	-	3	17	26	-	90	-	521	-	-

2.6 i
2.8 TD

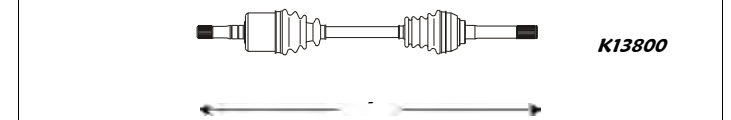
85	01.87	12.91	-	-
71	01.87	12.91	-	-



Outer Joint	Driveshaft	Inner Joint
IS1006	IS3013	IS2009

Note : -

A	B	C	D	F	H	Fig	N	O	P	Q	R	S	T	Fig
24	23	48	-	-	-	-	23	23	-	79	-	95	-	-



Inner Joint	Driveshaft	Outer Joint
IS2005	IS3008	IS1003

A	B	C	D	F	H	Fig	N	O	P	Q	R	S	T	Fig
17	26	-	91	-	-	3	17	26	-	90	-	-	-	-



Inner Joint	Driveshaft	Outer Joint
IS2010	IS3014	IS1006



Sinistra / Left

Iveco

Destra / Right



Daily (Front)

da: a: Cambio Telaio
from: to: Gearbox Chassis

A	B	C	D	F	H	Fig	N	O	P	Q	R	S	T	Fig
21	33	70	117	-	-	-	-	-	-	118	-	-	-	-

tt 4x4

- 01.97 ---- - -

A	B	C	D	F	H	Fig	N	O	P	Q	R	S	T	Fig
21	33	70	117	-	-	-	-	-	-	118	-	-	-	-

569

569

Outer Joint	Driveshaft	Inner Joint
IV1001	IV3001	

Inner Joint	Driveshaft	Outer Joint
	IV3001	IV1001

Note : -



Sinistra / Left

Jaguar

Destra / Right



X-Type (Serie CF1 - Front)

kW *da:* *a:* *Cambio* *Telaio*
from: *to:* *Gearbox* *Chassis*

A	B	C	D	F	H	Fig	N	O	P	Q	R	S	T	Fig	2.0 D	kW	da:	a:	Cambio	Telaio	A	B	C	D	F	H	Fig	N	O	P	Q	R	S	T	Fig
27	24	56	84	M22x1.5	-	2	26		40	-	-	68.5	-	-	96	07.03	10.05	-	-	-	27	24	56	84	M22x1.5	-	2	26		40	-	-	468	-	-
← 636 →															← 953 →																				
<i>Outer Joint</i>					<i>Driveshaft</i>					<i>Inner Joint</i>					<i>Inner Joint</i>					<i>Driveshaft</i>					<i>Outer Joint</i>										
JG1001					JG3001															JG3002					JG1001										
Note : -																																			



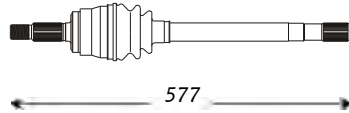
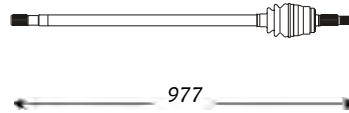
Sinistra / Left

Jeep

Destra / Right

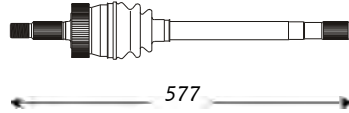
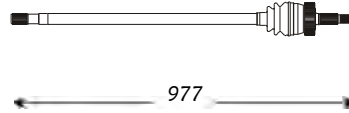


Cherokee (Serie XJ - Front)

													<i>kW</i>	<i>da:</i>	<i>a:</i>	<i>Cambio</i>	<i>Telaio</i>																			
														<i>from:</i>	<i>to:</i>	<i>Gearbox</i>	<i>Chassis</i>																			
A	B	C	D	F	H	Fig	N	O	P	Q	R	S	T	Fig							A	B	C	D	F	H	Fig	N	O	P	Q	R	S	T	Fig	
27	32	60	-	-	-	-	27	-	-	-	-	-	-	-	2.5 TD	89	01.95	--	-	-		27	32	60	-	-	-	-	27	-	-	-	-	-	-	-
																																				
																														<i>Outer Joint</i>					<i>Driveshaft</i>	
JP1001					JP3001															JP3002					JP1001											
JP1003 abs 54					JP3005 abs 54															JP3006 abs 54					JP1003 abs 54											

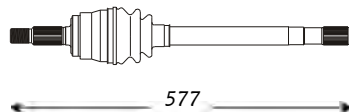
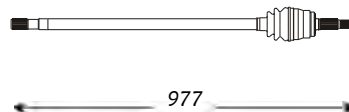
Note : Giunto Omocinetico

Comanche (Front)

													<i>kW</i>	<i>da:</i>	<i>a:</i>	<i>Cambio</i>	<i>Telaio</i>																			
														<i>from:</i>	<i>to:</i>	<i>Gearbox</i>	<i>Chassis</i>																			
A	B	C	D	F	H	Fig	N	O	P	Q	R	S	T	Fig							A	B	C	D	F	H	Fig	N	O	P	Q	R	S	T	Fig	
27	32	60	-	-	-	-	27	-	-	-	-	-	-	-	tt	-	05.86	07.92	-	-		27	32	60	-	-	-	-	27	-	-	-	-	-	-	-
																																				
																														<i>Outer Joint</i>					<i>Driveshaft</i>	
JP1002 abs 48					JP3003 abs 48															JP3004 abs 48					JP1002 abs 48											

Note : Giunto Omocinetico

Grand Cherokee I (Serie Z - Front)

													<i>kW</i>	<i>da:</i>	<i>a:</i>	<i>Cambio</i>	<i>Telaio</i>																			
														<i>from:</i>	<i>to:</i>	<i>Gearbox</i>	<i>Chassis</i>																			
A	B	C	D	F	H	Fig	N	O	P	Q	R	S	T	Fig							A	B	C	D	F	H	Fig	N	O	P	Q	R	S	T	Fig	
27	32	60	-	-	-	-	27	-	-	-	-	-	-	-	2.5 TD	85	12.96	--	-	-		27	32	60	-	-	-	-	27	-	-	-	-	-	-	-
																																				
																														<i>Outer Joint</i>					<i>Driveshaft</i>	
JP1001					JP3001															JP3002					JP1001											
JP1003 abs 54					JP3005 abs 54															JP3006 abs 54					JP1003 abs 54											

Note : Giunto Omocinetico



Sinistra / Left

Jeep

Destra / Right



Grand Cherokee II (Serie WJ/WG - Front)

A	B	C	D	F	H	Fig	N	O	P	Q	R	S	T	Fig
27	32	60	-	-	-	-	27	-	-	-	-	-	-	-


kW	da: from:	a: to:	Cambio Gearbox	Telaio Chassis
103	04.99	----	-	-
162	04.99	08.00	-	-

A	B	C	D	F	H	Fig	N	O	P	Q	R	S	T	Fig
27	32	60	-	-	-	-	27	-	-	-	-	-	-	-



Outer Joint	Driveshaft	Inner Joint
JP1002 abs 48	JP3007 abs 48	

Note : Giunto Omocinetico



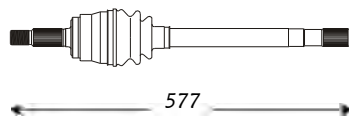
Inner Joint	Driveshaft	Outer Joint
	JP3008 abs 48	JP1002 abs 48

Wrangler (Serie TJ - Front)

A	B	C	D	F	H	Fig	N	O	P	Q	R	S	T	Fig
27	32	60	-	-	-	-	27	-	-	-	-	-	-	-

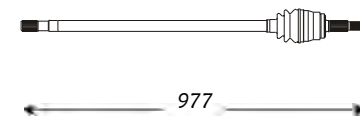
kW	da: from:	a: to:	Cambio Gearbox	Telaio Chassis
87	01.93	09.01	-	-
130	01.93	09.01	-	-

A	B	C	D	F	H	Fig	N	O	P	Q	R	S	T	Fig
27	32	60	-	-	-	-	27	-	-	-	-	-	-	-



Outer Joint	Driveshaft	Inner Joint
JP1001 JP1003 abs 54	JP3001 JP3005 abs 54	

Note : Giunto Omocinetico



Inner Joint	Driveshaft	Outer Joint
	JP3002 JP3006 abs 54	JP1001 JP1003 abs 54



Sinistra / Left

Kia

Destra / Right

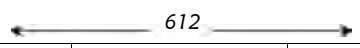


Carens I (Serie FC - Front)

A	B	C	D	F	H	Fig	N	O	P	Q	R	S	T	Fig
28	24	56	86	M22x1.5	90	2	28		35	80.5	-	66	12.4	5

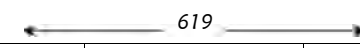
kW	da: from:	a: to:	Cambio Gearbox	Telaio Chassis
1.8 16V	81	11.00 07.02	- -	

A	B	C	D	F	H	Fig	N	O	P	Q	R	S	T	Fig
28	24	56	86	M22x1.5	90	2	28		-	80.5	-	21	12.4	5



Outer Joint	Driveshaft	Inner Joint
KI1007 abs 46	KI3017 abs 46	

Note : -



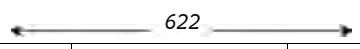
Inner Joint	Driveshaft	Outer Joint
	KI3018 abs 46	KI1007 abs 46

Mentor (Front)

A	B	C	D	F	H	Fig	N	O	P	Q	R	S	T	Fig
26	22	56	78.7	M22x1.5	93	2	-		-	-	-	-	-	-

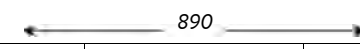
kW	da: from:	a: to:	Cambio Gearbox	Telaio Chassis
1.5	-	01.96 --:--	- -	
1.6	-	02.94 --:--	- -	

A	B	C	D	F	H	Fig	N	O	P	Q	R	S	T	Fig
26	22	56	78.7	M22x1.5	93	2	-		-	-	-	-	-	-



Outer Joint	Driveshaft	Inner Joint
KI1004	KI3007	

Note : -




Inner Joint	Driveshaft	Outer Joint
	KI3008	KI1004

Pride (Serie DA - Front)

A	B	C	D	F	H	Fig	N	O	P	Q	R	S	T	Fig
24	20	52	-	M20x1.5	-	3	-		-	-	-	-	-	-



kW	da: from:	a: to:	Cambio Gearbox	Telaio Chassis
1.1	38	01.91 --:--	- -	
1.3	51	01.91 --:--	- -	

A	B	C	D	F	H	Fig	N	O	P	Q	R	S	T	Fig
24	20	52	-	M20x1.5	-	3	-		-	-	-	-	-	-



Outer Joint	Driveshaft	Inner Joint
KI1005	KI3003	

Note : -



Inner Joint	Driveshaft	Outer Joint
	KI3004	KI1005



Sinistra / Left

Kia

Destra / Right

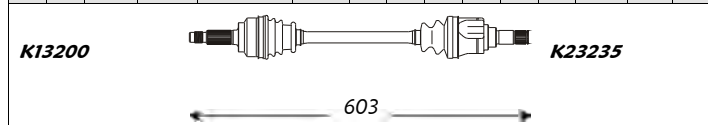


Pride (Serie DA - Front)

A	B	C	D	F	H	Fig	N	O	P	Q	R	S	T	Fig
24	20	52	-	M20x1.5	-	3	-	-	-	-	-	-	-	-


	kW	da: from:	a: to:	Cambio Gearbox	Telaio Chassis
1.1 i	38	01.91	--	-	-
1.3 16V	44	01.90	--	-	-
1.3 i	51	01.90	--	-	-

A	B	C	D	F	H	Fig	N	O	P	Q	R	S	T	Fig
24	20	52	-	M20x1.5	-	3	-	-	-	-	-	-	-	-



Outer Joint	Driveshaft	Inner Joint
K11006	K13005	

Note : -



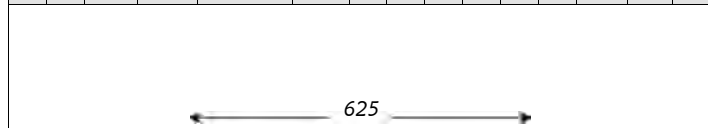
Inner Joint	Driveshaft	Outer Joint
	K13006	K11006

Sephia (Serie FA - Front)

A	B	C	D	F	H	Fig	N	O	P	Q	R	S	T	Fig

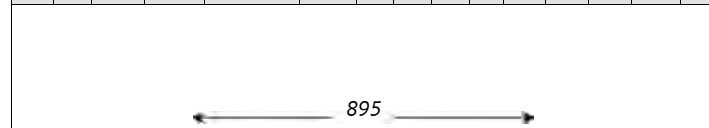
	kW	da: from:	a: to:	Cambio Gearbox	Telaio Chassis
1.6	59	09.93	--	-	-

A	B	C	D	F	H	Fig	N	O	P	Q	R	S	T	Fig



Outer Joint	Driveshaft	Inner Joint
	K13001	

Note : -



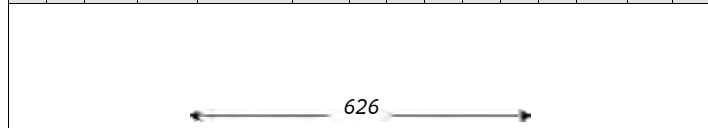
Inner Joint	Driveshaft	Outer Joint
	K13002	

Shuma (Serie FB - Front)

A	B	C	D	F	H	Fig	N	O	P	Q	R	S	T	Fig
26	22	56	78.7	M22x1.5	93	2	26		35	71.5	29.5	61.5	32.5	5


	kW	da: from:	a: to:	Cambio Gearbox	Telaio Chassis
1.5 i 16v	65	10.97	----	-	-

A	B	C	D	F	H	Fig	N	O	P	Q	R	S	T	Fig
26	22	56	78.7	M22x1.5	93	2	26		35	71.5	29.5	61.5	32.5	5



Outer Joint	Driveshaft	Inner Joint
K11004	K13009	

Note : -



Inner Joint	Driveshaft	Outer Joint
	K13010	K11004



Sinistra / Left

Kia

Destra / Right



Timor (Front)

Timor (Front)														<i>kW</i>	<i>da:</i>	<i>a:</i>	<i>Cambio</i>	<i>Telaio</i>															
A	B	C	D	F	H	Fig	N	O	P	Q	R	S	T	Fig	<i>from:</i>	<i>to:</i>	<i>Gearbox</i>	<i>Chassis</i>	A	B	C	D	F	H	Fig	N	O	P	Q	R	S	T	Fig
															1.5 16V	59	02.96	--	-	-													
															1.6	59	09.93	--	-	-													
															1.8 16V	82	01.95	--	-	-													
← 625 →														← 895 →																			
<i>Outer Joint</i>				<i>Driveshaft</i>				<i>Inner Joint</i>						<i>Inner Joint</i>				<i>Driveshaft</i>				<i>Outer Joint</i>											
				KI3001														KI3002															
														<i>Note : -</i>																			



Sinistra / Left

Lada

Destra / Right



Niva (Front)

A	B	C	D	F	H	Fig	N	O	P	Q	R	S	T	Fig
22	22	55.9	90	M18x1.5	107	3	22		44.5	88.5	28	76	-	-

1.6 4X4

kW da: a: Cambio Telaio
from: to: Gearbox Chassis

54/56 07.78 --- - -

A	B	C	D	F	H	Fig	N	O	P	Q	R	S	T	Fig
22	22	55.9	90	M18x1.5	107	3	22		44.5	88.5	27	198.5	-	-

K11762



K21760

702

Outer Joint

Driveshaft

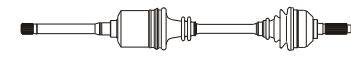
Inner Joint

LD1001

LD3001

Note: -

K21760



K11762

830

Inner Joint

Driveshaft

Outer Joint

LD3002

LD1001

Sagona (Front)

A	B	C	D	F	H	Fig	N	O	P	Q	R	S	T	Fig
22	22	50	81	M20x1.5	77	3	24	22	35	81.5	26	60	-	-

1.1

kW da: a: Cambio Telaio
from: to: Gearbox Chassis


39 07.86 --- - -

1.3

45/48 07.86 --- - -

1.5

53 07.86 --- - -



602

Outer Joint

Driveshaft

Inner Joint

LD1002

LD3003

LD2003

Note: -

A	B	C	D	F	H	Fig	N	O	P	Q	R	S	T	Fig
22	22	50	81	M20x1.5	77	3	24	22	35	81.5	26	60	-	-



853

Inner Joint

Driveshaft

Outer Joint

LD2003

LD3004

LD1002

Samara (Serie 2108/2109 - Front)

A	B	C	D	F	H	Fig	N	O	P	Q	R	S	T	Fig
22	22	50	81	M20x1.5	77	3	24	22	35	81.5	26	60	-	-

1.1

kW da: a: Cambio Telaio
from: to: Gearbox Chassis

39 07.86 --- - -

1.3


45/48 07.86 --- - -

1.5

53 07.86 --- - -

1.5 Digitronic

50/53 07.86 --- - -



602

Outer Joint

Driveshaft

Inner Joint

LD1002

LD3003

LD2003

Note: -

A	B	C	D	F	H	Fig	N	O	P	Q	R	S	T	Fig
22	22	50	81	M20x1.5	77	3	24	22	35	81.5	26	60	-	-



853

Inner Joint

Driveshaft

Outer Joint

LD2003

LD3004

LD1002



Sinistra / Left

Lancia

Destra / Right



2000 (Front)

<i>kW</i>	<i>da:</i>	<i>a:</i>	<i>Cambio</i>	<i>Telaio</i>
	<i>from:</i>	<i>to:</i>	<i>Gearbox</i>	<i>Chassis</i>

A	B	C	D	F	H	Fig	N	O	P	Q	R	S	T	Fig
18	23	57	81	M24x1.5	87	3	-	-	-	100	-	-	32	5

2.0	-	05.71	12.79	-	-
-----	---	-------	-------	---	---

A	B	C	D	F	H	Fig	N	O	P	Q	R	S	T	Fig
18	23	57	81	M24x1.5	87	3	-	-	-	100	-	-	32	5

526

Outer Joint	Driveshaft	Inner Joint
LA1079	LA3103	

Note : -

526

Inner Joint	Driveshaft	Outer Joint
	LA3103	LA1079

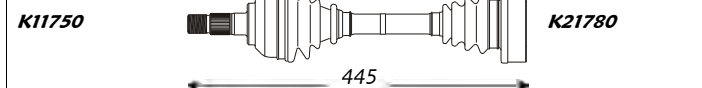
Beta (Serie 828_B_ - Front)

<i>kW</i>	<i>da:</i>	<i>a:</i>	<i>Cambio</i>	<i>Telaio</i>
	<i>from:</i>	<i>to:</i>	<i>Gearbox</i>	<i>Chassis</i>

A	B	C	D	F	H	Fig	N	O	P	Q	R	S	T	Fig
25	25	54.5	90	M24x1.5	78	3	-	25	-	100	-	-	32	5

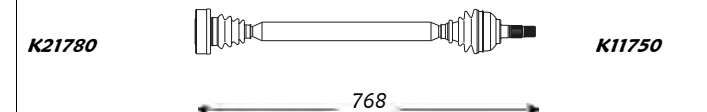
1.3	62	09.72	01.84	-	-
1.4	66	09.72	01.84	-	-
1.6	74	09.72	01.84	-	-
1.8	81	09.72	01.84	-	-
2.0	85/90	09.72	01.84	-	-
2.0 ie	90	12.81	12.84	-	-

A	B	C	D	F	H	Fig	N	O	P	Q	R	S	T	Fig
25	25	54.5	90	M24x1.5	78	3	-	25	-	100	-	-	32	5



Outer Joint	Driveshaft	Inner Joint
LA1008	LA3104	LA2001

Note : -



Inner Joint	Driveshaft	Outer Joint
LA2001	LA3105	LA1008

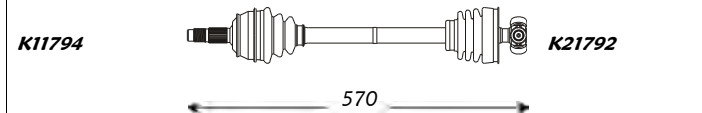
Dedra (Serie 835 - Front)

<i>kW</i>	<i>da:</i>	<i>a:</i>	<i>Cambio</i>	<i>Telaio</i>
	<i>from:</i>	<i>to:</i>	<i>Gearbox</i>	<i>Chassis</i>

A	B	C	D	F	H	Fig	N	O	P	Q	R	S	T	Fig
22	20	46.5	80	M22x1.5	75	1	-	20	-	-	-	-	32	5

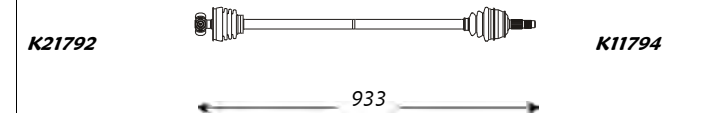
1.6 ie	57/66	04.89	07.99	-	-
--------	-------	-------	-------	---	---

A	B	C	D	F	H	Fig	N	O	P	Q	R	S	T	Fig
22	20	46.5	80	M22x1.5	75	1	-	20	-	-	-	-	32	5



Outer Joint	Driveshaft	Inner Joint
LA1042 LA1043 abs 44	LA3075 LA3077 abs 44	LA7022

Note : -



Inner Joint	Driveshaft	Outer Joint
LA7022	LA3076 LA3078 abs 44	LA1042 LA1043 abs 44



Sinistra / Left

Lancia

Destra / Right



Dedra (Serie 835 - Front)

kW	da:	a:	Cambio	Telaio
	from:	to:	Gearbox	Chassis

A	B	C	D	F	H	Fig	N	O	P	Q	R	S	T	Fig
22	20	46.5	80	M22x1.5	75	1	-	20	-	-	-	-	-	-

1.6 ie

55 04.93 07.99 - -

K11794



Outer Joint

Driveshaft

Inner Joint

LA1042

LA3063

LA7022

LA1043 abs 44

LA3065 abs 44

Note : -

A	B	C	D	F	H	Fig	N	O	P	Q	R	S	T	Fig
25	25	52	90	M24x1.5	85	3	-	25	-	100	-	-	-	-


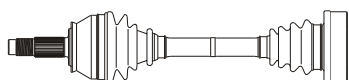
1.8 ie

80 04.89 06.94 - -

2.0 ie

86 04.89 06.94 - -

K11772



Outer Joint

Driveshaft

Inner Joint

LA1046

LA3083

LA2001

LA1051 abs 44

LA3160 abs 44

Note : -

A	B	C	D	F	H	Fig	N	O	P	Q	R	S	T	Fig
25	25	52	90	M24x1.5	85	3	-	25	-	100	-	-	-	-

1.8 ie

74 07.94 07.99 - -

1.9 TD

66 07.94 07.99 - -

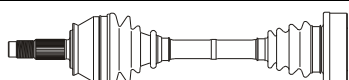
2.0 ie

102 07.94 07.99 - -

2.0 ie 4x4

102 07.94 07.99 - -

K11794



Outer Joint

Driveshaft

Inner Joint

LA1046

LA3069

LA2001

LA1051 abs 44

LA3070 abs 44

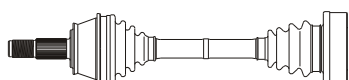
Note : -

A	B	C	D	F	H	Fig	N	O	P	Q	R	S	T	Fig
25	25	52	85	M24x1.5	84	3	-	25	-	100	-	-	-	4

1.9 TD

66 11.89 06.94 - -

K11772



Outer Joint

Driveshaft

Inner Joint

LA1044

LA3067

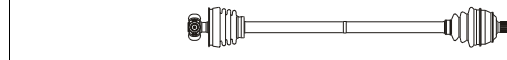
LA2001

LA1049 abs 44

LA3068 abs 44

Note : -

A	B	C	D	F	H	Fig	N	O	P	Q	R	S	T	Fig
22	20	46.5	80	M22x1.5	75	1	-	20	-	-	-	-	-	-



Inner Joint

Driveshaft

Outer Joint

LA7022

LA3064

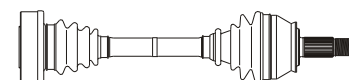
LA1042

LA3066 abs 44

LA1043 abs 44

A	B	C	D	F	H	Fig	N	O	P	Q	R	S	T	Fig
25	25	52	90	M24x1.5	85	3	-	25	-	100	-	-	-	-

K11772



Inner Joint

Driveshaft

Outer Joint

LA2001

LA3083

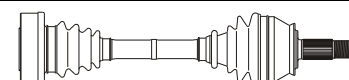
LA1046

LA3160 abs 44

LA1051 abs 44

A	B	C	D	F	H	Fig	N	O	P	Q	R	S	T	Fig
25	25	52	90	M24x1.5	85	3	-	25	-	100	-	-	-	-

K11794



Inner Joint

Driveshaft

Outer Joint

LA2001

LA3069

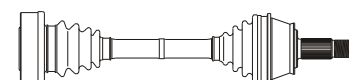
LA1046

LA3070 abs 44

LA1051 abs 44

A	B	C	D	F	H	Fig	N	O	P	Q	R	S	T	Fig
25	25	52	85	M24x1.5	84	3	-	25	-	100	-	-	-	4

K11772



Inner Joint

Driveshaft

Outer Joint

LA2001

LA3067

LA1044

LA3068 abs 44

LA1049 abs 44



Sinistra / Left

Lancia

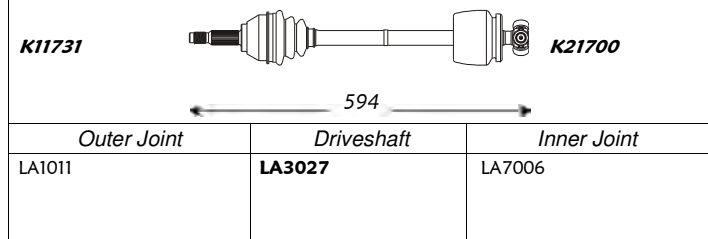
Destra / Right



Delta I (Serie 831AB0 - Front)

kW	da:	a:	Cambio	Telaio
	from:	to:	Gearbox	Chassis

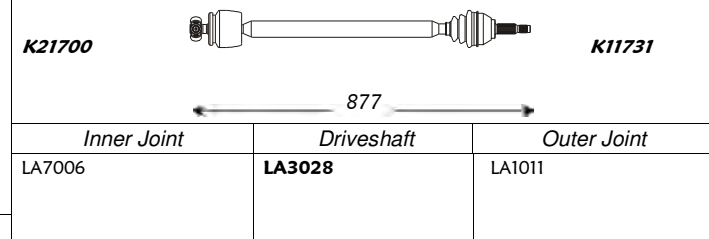
A	B	C	D	F	H	Fig	N	O	P	Q	R	S	T	Fig
22	20	48.1	80	M20x1.5	90	1	-	20	-	-	-	-	28	5



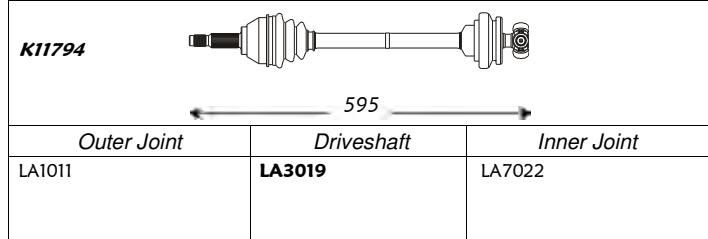
1.3	55/58	09.79	12.82	-	->235562
-----	-------	-------	-------	---	----------

Note: -

A	B	C	D	F	H	Fig	N	O	P	Q	R	S	T	Fig
22	20	48.1	80	M20x1.5	90	1	-	20	-	-	-	-	28	5



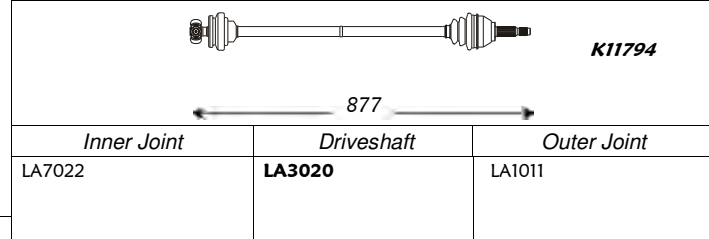
A	B	C	D	F	H	Fig	N	O	P	Q	R	S	T	Fig
22	20	48.1	80	M20x1.5	90	1	-	20	-	-	-	-	32	5



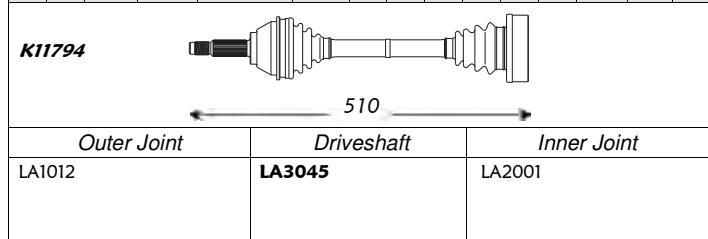
1.3	55/58	01.83	12.90	-	235563->
-----	-------	-------	-------	---	----------

Note: -

A	B	C	D	F	H	Fig	N	O	P	Q	R	S	T	Fig
22	20	48.1	80	M20x1.5	90	1	-	20	-	-	-	-	32	5



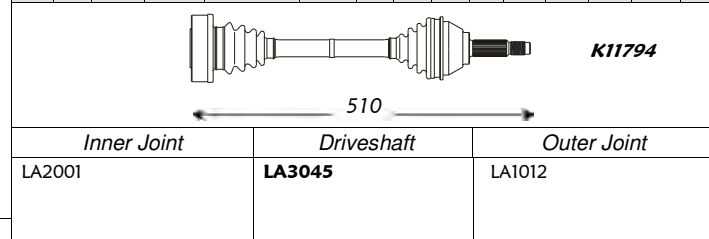
A	B	C	D	F	H	Fig	N	O	P	Q	R	S	T	Fig
22	25	48.1	85	M20x1.5	93	3	-	25	-	100	-	-	-	-



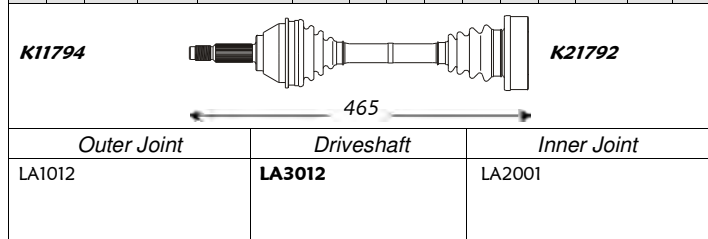
1.5	63	09.79	12.92	-	-
-----	----	-------	-------	---	---

Note: -

A	B	C	D	F	H	Fig	N	O	P	Q	R	S	T	Fig
22	25	48.1	85	M20x1.5	93	3	-	25	-	100	-	-	-	-



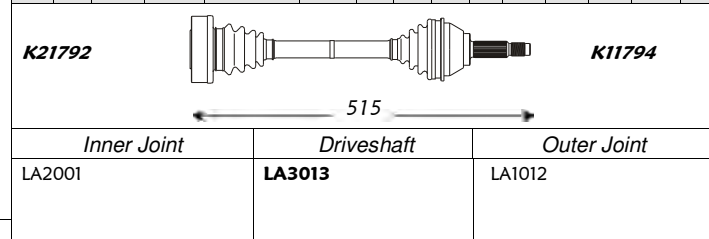
A	B	C	D	F	H	Fig	N	O	P	Q	R	S	T	Fig
22	25	48.1	85	M20x1.5	93	3	-	25	-	100	-	-	-	4



1.6 GT ie	66	05.87	08.92	-	-
-----------	----	-------	-------	---	---

Note: -

A	B	C	D	F	H	Fig	N	O	P	Q	R	S	T	Fig
22	25	48.1	85	M20x1.5	93	3	-	25	-	100	-	-	-	4





Sinistra / Left

Lancia

Destra / Right



Delta I (Serie 831AB0 - Front)

kW	da:	a:	Cambio	Telaio
	from:	to:	Gearbox	Chassis

A	B	C	D	F	H	Fig	N	O	P	Q	R	S	T	Fig
22	25	48.1	90	M20x1.5	90	3	-	25	-	100	-	-	-	4

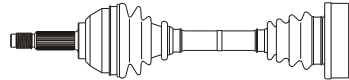
1.6 HF Turbo	96	06.83	08.92	-	-
--------------	----	-------	-------	---	---

A	B	C	D	F	H	Fig	N	O	P	Q	R	S	T	Fig
22	25	48.1	90	M20x1.5	90	3	-	25	-	100	-	-	-	4

1.9 TD	59	02.87	12.89	-	-
--------	----	-------	-------	---	---

2.0 HF 4X4	130/133	12.86	12.92	-	-
------------	---------	-------	-------	---	---

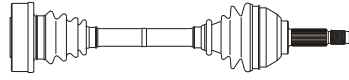
2.0 HF Evo Inte	155	06.93	09.94	-	-
-----------------	-----	-------	-------	---	---

K11745  **K21792**

455

Outer Joint	Driveshaft	Inner Joint
LA1013 LA1055 abs 44	LA3046 LA3073 abs 44	LA2001

Note: -

K21792  **K11745**

496

Inner Joint	Driveshaft	Outer Joint
LA2001	LA3047 LA3074 abs 44	LA1013 LA1055 abs 44

Note: -

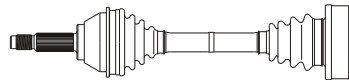
A	B	C	D	F	H	Fig	N	O	P	Q	R	S	T	Fig
22	25	48.1	85	M20x1.5	93	3	-	25	-	100	-	-	-	4

2.0 HF 4X4	130/133	12.86	12.92	-	-
------------	---------	-------	-------	---	---

A	B	C	D	F	H	Fig	N	O	P	Q	R	S	T	Fig
22	25	48.1	85	M20x1.5	93	3	-	25	-	100	-	-	-	4

2.0 HF Evo Inte	155	06.93	09.94	-	-
-----------------	-----	-------	-------	---	---

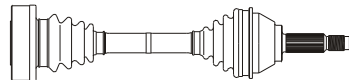
2.0 HF Evo Inte	155	06.93	09.94	-	-
-----------------	-----	-------	-------	---	---

K11794  **K21792**

465

Outer Joint	Driveshaft	Inner Joint
LA1012	LA3014	LA2001

Note: -

K21792  **K11794**

455

Inner Joint	Driveshaft	Outer Joint
LA2001	LA3043	LA1012

Note: -

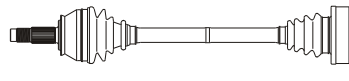
A	B	C	D	F	H	Fig	N	O	P	Q	R	S	T	Fig
25	25	52	90	M24x1.5	85	3	-	25	-	100	-	-	-	-

2.0 HF Evo Inte	155	06.93	09.94	-	-
-----------------	-----	-------	-------	---	---

A	B	C	D	F	H	Fig	N	O	P	Q	R	S	T	Fig
25	25	52	90	M24x1.5	85	3	-	25	-	100	-	-	-	-

2.0 HF Evo Inte	155	06.93	09.94	-	-
-----------------	-----	-------	-------	---	---

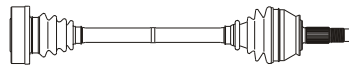
2.0 HF Evo Inte	155	06.93	09.94	-	-
-----------------	-----	-------	-------	---	---

K11745  **K21792**

455

Outer Joint	Driveshaft	Inner Joint
LA1046 LA1051 abs 44	LA3085 LA3086 abs 44	LA2001

Note: -

K21792  **K11745**

455

Inner Joint	Driveshaft	Outer Joint
LA2001	LA3085 LA3086 abs 44	LA1046 LA1051 abs 44

Note: -


A	B	C	D	F	H	Fig	N	O	P	Q	R	S	T	Fig
25	25	52	90	M24x1.5	85	3	-	25	-	100	-	-	-	-

2.0 HF Evo Inte	155	06.93	09.94	-	-
-----------------	-----	-------	-------	---	---

A	B	C	D	F	H	Fig	N	O	P	Q	R	S	T	Fig
25	25	52	90	M24x1.5	85	3	-	25	-	100	-	-	-	-

2.0 HF Evo Inte	155	06.93	09.94	-	-
-----------------	-----	-------	-------	---	---


2.0 HF Evo Inte	155	06.93	09.94	-	-
-----------------	-----	-------	-------	---	---

K11745  **K21792**

455

Outer Joint	Driveshaft	Inner Joint
LA1049 abs 44	LA3187 abs 44	LA2020

Note: -

K21792  **K11745**

455

Inner Joint	Driveshaft	Outer Joint
LA2020	LA3187 abs 44	LA1049 abs 44

Note: -



Sinistra / Left

Lancia

Destra / Right




Delta II (Serie 836 - Front)

kW	da:	a:	Cambio	Telaio
	from:	to:	Gearbox	Chassis

A	B	C	D	F	H	Fig	N	O	P	Q	R	S	T	Fig
22	20	46.5	80	M22x1.5	75	1	-	20	-	-	-	-	32	5

1.4 ie	51	10.94	08.99	-	-
1.6 8V	55	06.93	12.95	-	-


A	B	C	D	F	H	Fig	N	O	P	Q	R	S	T	Fig
22	20	46.5	80	M22x1.5	75	1	-	20	-	-	-	-	32	5

K11794  **K21792**

570

Outer Joint	Driveshaft	Inner Joint
LA1042 LA1043 abs 44	LA3075 LA3077 abs 44	LA7022

Note: -

K21792  **K11794**

933


Inner Joint	Driveshaft	Outer Joint
LA7022	LA3076 LA3078 abs 44	LA1042 LA1043 abs 44

Note: -

A	B	C	D	F	H	Fig	N	O	P	Q	R	S	T	Fig
22	22	46.5	80	M22x1.5	80	1	-	-	-	-	-	-	32	5

1.6 16V	76	01.97	08.99	-	-
---------	----	-------	-------	---	---

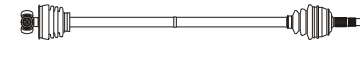
A	B	C	D	F	H	Fig	N	O	P	Q	R	S	T	Fig
22	22	46.5	80	M22x1.5	80	1	-	-	-	-	-	-	32	5

K11794  **K11794**

590

Outer Joint	Driveshaft	Inner Joint
LA1075 LA1076 abs 44	LA3016 LA3060 abs 44	

Note: -

K11794  **K11794**

921


Inner Joint	Driveshaft	Outer Joint
	LA3017 LA3061 abs 44	LA1075 LA1076 abs 44

Note: -

A	B	C	D	F	H	Fig	N	O	P	Q	R	S	T	Fig
22	22	46.5	80	M22x1.5	80	1	-	-	-	-	-	-	-	-

1.6 8V	55	01.96	12.96	-	-
--------	----	-------	-------	---	---


A	B	C	D	F	H	Fig	N	O	P	Q	R	S	T	Fig
22	22	46.5	80	M22x1.5	80	1	-	-	-	-	-	-	-	-

K11794  **K11794**

590

Outer Joint	Driveshaft	Inner Joint
LA1075 LA1076 abs 44	LA3113 LA3115 abs 44	

Note: -

K11794  **K11794**

921


Inner Joint	Driveshaft	Outer Joint
	LA3113 LA3115 abs 44	LA1075 LA1076 abs 44

Note: -

A	B	C	D	F	H	Fig	N	O	P	Q	R	S	T	Fig
25	25	52	90	M24x1.5	85	3	-	25	-	100	-	-	-	-

1.6 ie	66	03.96	08.99	-	-
1.8 ie	66/76	06.96	--	-	-


A	B	C	D	F	H	Fig	N	O	P	Q	R	S	T	Fig
25	25	52	90	M24x1.5	85	3	-	25	-	100	-	-	-	-

K11745  **K21792**

590

Outer Joint	Driveshaft	Inner Joint
LA1046 LA1051 abs 44	LA3085 LA3086 abs 44	LA2001

Note: -

K21792  **K11745**

933

Inner Joint	Driveshaft	Outer Joint
LA2001	LA3085 LA3086 abs 44	LA1046 LA1051 abs 44

Note: -



Sinistra / Left

Lancia

Destra / Right



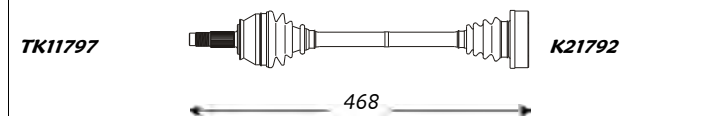
Delta II (Serie 836 - Front)

A	B	C	D	F	H	Fig	N	O	P	Q	R	S	T	Fig
25	25	52	90	M24x1.5	85	3	-	25	-	100	-	-	-	-

1.8 16V kW da: a: Cambio Telaio
 from: to: Gearbox Chassis

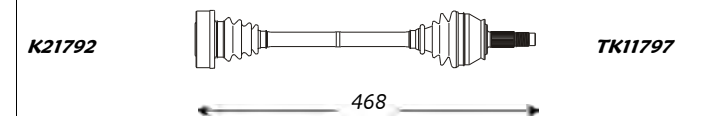
84 03.96 --- - -

A	B	C	D	F	H	Fig	N	O	P	Q	R	S	T	Fig
25	25	52	90	M24x1.5	85	3	-	25	-	100	-	-	-	-



Outer Joint		Driveshaft	Inner Joint
LA1046		LA3087	LA2001
LA1051	abs 44	LA3088 abs 44	

Note : -



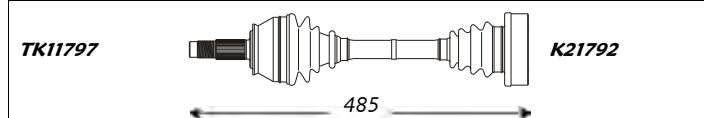
Inner Joint	Driveshaft	Outer Joint
LA2001	LA3087 LA3088 abs 44	LA1046 LA1051 abs 44

A	B	C	D	F	H	Fig	N	O	P	Q	R	S	T	Fig
25	25	52	90	M24x1.5	85	3	-	25	-	100	-	-	-	-

1.8 16V kW da: a: Cambio Telaio
 from: to: Gearbox Chassis

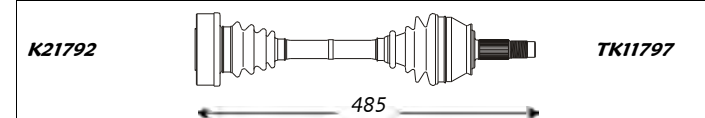
1.9 TD 66 10.94 --- - -
 2.0 16V 102 06.93 --- - -
 2.0 16V T. 137 06.93 08.99 - -

A	B	C	D	F	H	Fig	N	O	P	Q	R	S	T	Fig
25	25	52	90	M24x1.5	85	3	-	25	-	100	-	-	-	-



Outer Joint		Driveshaft	Inner Joint
LA1046		LA3089	LA2001
LA1051	abs 44	LA3090 abs 44	

Note : -



Inner Joint	Driveshaft	Outer Joint
LA2001	LA3089 LA3090 abs 44	LA1046 LA1051 abs 44

Delta III (Front)

A	B	C	D	F	H	Fig	N	O	P	Q	R	S	T	Fig
25	26	51	91	M24x1.5	-	2	25		32	-	-	75	-	-

1.6 Mjt kW da: a: Cambio Telaio
 from: to: Gearbox Chassis

84/88 09.08 ---- - -

A	B	C	D	F	H	Fig	N	O	P	Q	R	S	T	Fig
25	26	51	91	M24x1.5	-	2	25		30	-	-	377	-	-



Outer Joint		Driveshaft	Inner Joint
LA1103		LA3197	

Note : -



Inner Joint	Driveshaft	Outer Joint
	LA3198	LA1103



Sinistra / Left

Lancia

Destra / Right



Gamma (Front)

A	B	C	D	F	H	Fig	N	O	P	Q	R	S	T	Fig
27	28	70	98	M24x1.5	78	1	-	-	-	108	-	-	40	-

kW	da: from:	a: to:	Cambio Gearbox	Telaio Chassis
2000	-	01.76	--	-
2500 ie	103	01.76	--	-

A	B	C	D	F	H	Fig	N	O	P	Q	R	S	T	Fig
27	28	70	98	M24x1.5	78	1	-	-	-	108	-	-	40	-



630

Outer Joint Driveshaft Inner Joint

LA1080 **LA3102**

Note : -



630

Inner Joint Driveshaft Outer Joint

LA3102 LA1080

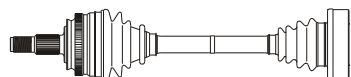
Kappa (Serie 838/838A/838B - Front)

A	B	C	D	F	H	Fig	N	O	P	Q	R	S	T	Fig
27	28	56	98	M24x1.5	84	1	-	28	-	108	-	-	-	-

kW	da: from:	a: to:	Cambio Gearbox	Telaio Chassis
2.0 16V Turbo	151	02.95	10.01	-
2.0 20V T.	162	06.98	--	-
2.0 20V T. Aut.	162	06.98	--	-
3.0 24V	150	10.94	--	-

A	B	C	D	F	H	Fig	N	O	P	Q	R	S	T	Fig
27	28	56	98	M24x1.5	84	1	-	28	-	108	-	-	-	-

K11745

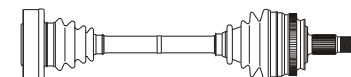


527

Outer Joint Driveshaft Inner Joint

LA1066 abs 44 **LA3096** abs 44 LA2029

Note : -



527

Inner Joint Driveshaft Outer Joint

LA2029 **LA3096** abs 44 LA1066 abs 44

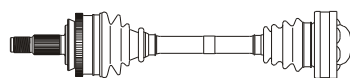
K11745

A	B	C	D	F	H	Fig	N	O	P	Q	R	S	T	Fig
27	25	60	90	M24x1.5	84	3	-	25	-	100	-	-	-	-

2.0 20V	107/114	10.94	--	-
2.0 20V Aut.	107/114	10.94	--	-

A	B	C	D	F	H	Fig	N	O	P	Q	R	S	T	Fig
27	25	60	90	M24x1.5	84	3	-	25	-	100	-	-	-	-

K11070

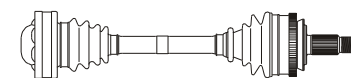


519

Outer Joint Driveshaft Inner Joint

LA1064 abs 44 **LA3095** abs 44 LA2020

Note : -



519

Inner Joint Driveshaft Outer Joint

LA2020 **LA3095** abs 44 LA1064 abs 44

K21792

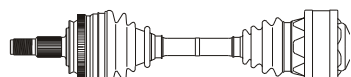
K11070

A	B	C	D	F	H	Fig	N	O	P	Q	R	S	T	Fig
27	28	56	98	M24x1.5	84	1	-	-	-	108	-	-	-	-

2.4 20V	129	08.94	--	-
2.4 TD	91	08.94	--	-

A	B	C	D	F	H	Fig	N	O	P	Q	R	S	T	Fig
27	28	56	98	M24x1.5	84	1	-	-	-	108	-	-	-	-

K11745

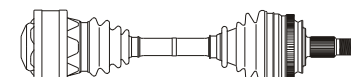


507

Outer Joint Driveshaft Inner Joint

LA1066 abs 44 **LA3097** abs 44 LA2031

Note : -



507

Inner Joint Driveshaft Outer Joint

LA2031 **LA3097** abs 44 LA1066 abs 44

K21135

K11745



Sinistra / Left

Lancia

Destra / Right



Kappa (Serie 838/838A/838B - Front)

A	B	C	D	F	H	Fig	N	O	P	Q	R	S	T	Fig
27	28	59	98	M24x1.5	84	1	-	-	-	108	-	-	-	-

2.4 JTD

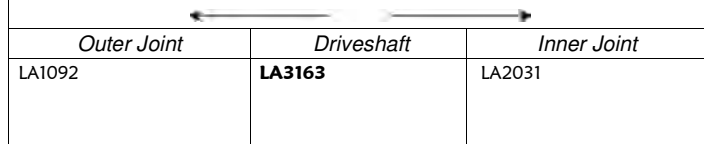
kW

da: a: Cambio
from: to: Gearbox

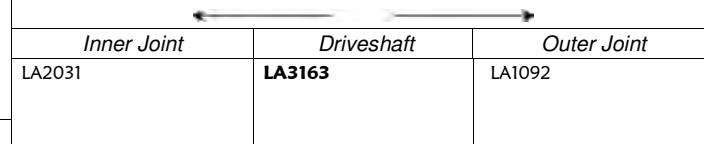
Telaio
Chassis

100 06.98 10.01 - -

A	B	C	D	F	H	Fig	N	O	P	Q	R	S	T	Fig
27	28	59	98	M24x1.5	84	1	-	-	-	108	-	-	-	-



Note : -

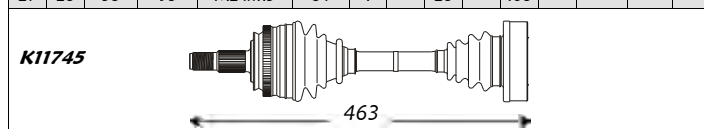


A	B	C	D	F	H	Fig	N	O	P	Q	R	S	T	Fig
27	28	56	98	M24x1.5	84	1	-	28	-	108	-	-	-	-

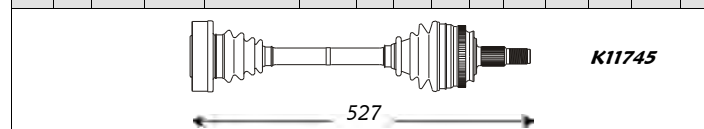
3.0 24V Aut.

150 10.94 --- - -

A	B	C	D	F	H	Fig	N	O	P	Q	R	S	T	Fig
27	28	56	98	M24x1.5	84	1	-	28	-	108	-	-	-	-



Note : -



Lybra (Serie 839AX/BX - Front)

A	B	C	D	F	H	Fig	N	O	P	Q	R	S	T	Fig
25	22	51	83	M24x1.5	85	1	-	-	-	-	-	-	-	-

1.6 16V

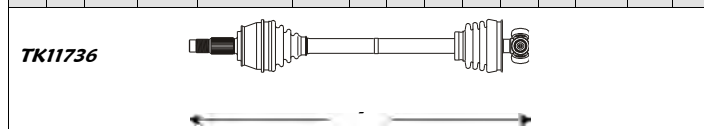
kW

da: a: Cambio
from: to: Gearbox

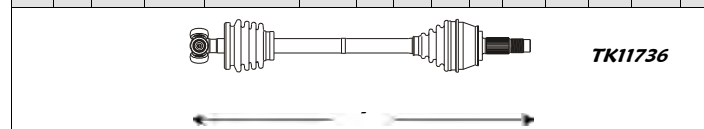
Telaio
Chassis

76 07.99 --- - -

A	B	C	D	F	H	Fig	N	O	P	Q	R	S	T	Fig
25	22	51	83	M24x1.5	85	1	-	-	-	-	-	-	-	-



Note : Active Sensor ABS

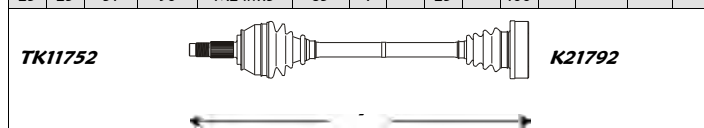


A	B	C	D	F	H	Fig	N	O	P	Q	R	S	T	Fig
25	25	51	90	M24x1.5	85	1	-	25	-	100	-	-	-	-

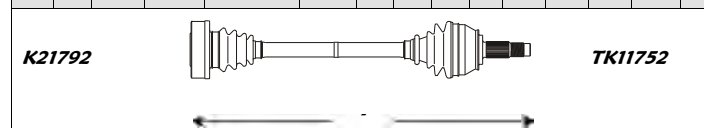
1.8 16V

96 07.99 --- - -

A	B	C	D	F	H	Fig	N	O	P	Q	R	S	T	Fig
25	25	51	90	M24x1.5	85	1	-	25	-	100	-	-	-	-



Note : Active Sensor ABS





Sinistra / Left

Lancia

Destra / Right



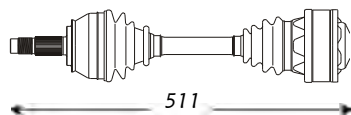
Lybra (Serie 839AX/BX - Front)

kW	da:	a:	Cambio	Telaio
	from:	to:	Gearbox	Chassis

A	B	C	D	F	H	Fig	N	O	P	Q	R	S	T	Fig
25	28	59	98	M24x1.5	84	1	-	-	-	108	-	-	-	5

1.9 JTD	77/81	07.99	05.01	-	-
1.9 JTD	85	05.01	--	-	-> 0137877

A	B	C	D	F	H	Fig	N	O	P	Q	R	S	T	Fig
25	28	59	98	M24x1.5	84	1	-	28	-	108	-	-	-	4



Outer Joint	Driveshaft	Inner Joint
LA1094	LA3120	LA2031

Note : Active Sensor ABS




Inner Joint	Driveshaft	Outer Joint
LA2029	LA3122	LA1094

A	B	C	D	F	H	Fig	N	O	P	Q	R	S	T	Fig
25	26	59	91	M24x1.5	84	2	25	-	32	86	-	75	43	5

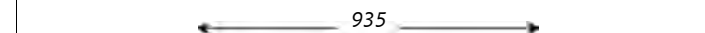
1.9 JTD	85	05.01	----	-	0137878->
---------	----	-------	------	---	-----------

A	B	C	D	F	H	Fig	N	O	P	Q	R	S	T	Fig
25	26	59	91	M24x1.5	84	2	25	-	-	86	-	377	43	5



Outer Joint	Driveshaft	Inner Joint
LA1084	LA3183	

Note : Active Sensor ABS

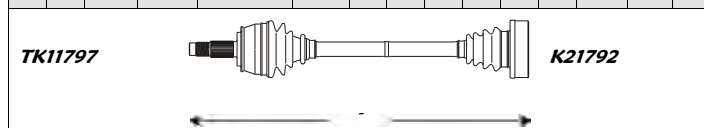


Inner Joint	Driveshaft	Outer Joint
	LA3184	LA1084

A	B	C	D	F	H	Fig	N	O	P	Q	R	S	T	Fig
25	25	59	89	M24x1.5	84	1	-	25	-	100	-	-	-	-

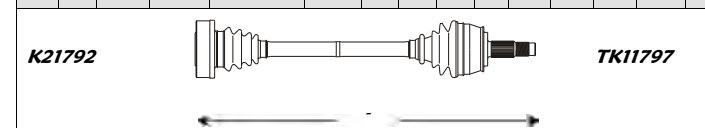
2.0 20V	113	07.99	--	-	-
---------	-----	-------	----	---	---

A	B	C	D	F	H	Fig	N	O	P	Q	R	S	T	Fig
25	25	59	89	M24x1.5	84	1	-	25	-	100	-	-	-	-



Outer Joint	Driveshaft	Inner Joint
LA1085	LA3125	LA2001

Note : Active Sensor ABS




Inner Joint	Driveshaft	Outer Joint
LA2001	LA3126	LA1085

A	B	C	D	F	H	Fig	N	O	P	Q	R	S	T	Fig
25	25	59	89	M24x1.5	84	1	26	-	35	-	-	57.5	-	-

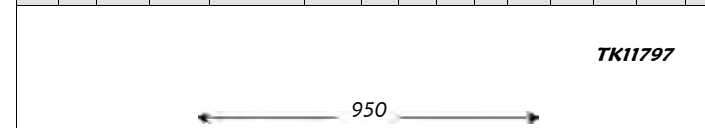
2.0 20V Aut.	113	07.99	--	-	-
--------------	-----	-------	----	---	---

A	B	C	D	F	H	Fig	N	O	P	Q	R	S	T	Fig
25	25	59	89	M24x1.5	84	1	26	-	30	-	-	415	-	-



Outer Joint	Driveshaft	Inner Joint
LA1085	LA3123	

Note : Active Sensor ABS



Inner Joint	Driveshaft	Outer Joint
	LA3124	LA1085



Sinistra / Left

Lancia

Destra / Right



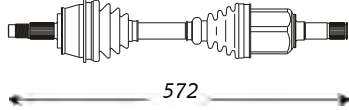
Lybra (Serie 839AX/BX - Front)

A	B	C	D	F	H	Fig	N	O	P	Q	R	S	T	Fig
25	26	59	91	M24x1.5	84	2	25		32	86	37	75	43.2	5

	kW	da: from:	a: to:	Cambio Gearbox	Telaio Chassis
2.4 JTD	99	07.99	09.00	-	-
2.4 JTD	103	10.00	05.02	-	-
2.4 JTD	110	06.02	----	-	-
2.4 JTD Aut.	99	07.99	09.00	-	-

A	B	C	D	F	H	Fig	N	O	P	Q	R	S	T	Fig
25	26	59	91	M24x1.5	84	2	-	-	-	86	-	469	43.2	5

K11745



572

Outer Joint

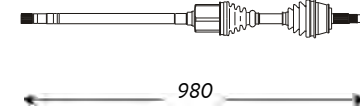
Driveshaft

Inner Joint

LA1084

LA3112

Note : Active Sensor ABS



980

Inner Joint

Driveshaft

Outer Joint

LA3150

LA1084

K11745

Musa (Front)

A	B	C	D	F	H	Fig	N	O	P	Q	R	S	T	Fig
25	23	51	82	M24x1.5	85	2	-	25	-	100	-	-	-	-

	kW	da: from:	a: to:	Cambio Gearbox	Telaio Chassis
1.3 M-Jet	51	10.04	----	-	-

A	B	C	D	F	H	Fig	N	O	P	Q	R	S	T	Fig
25	23	51	82	M24x1.5	85	2	-	25	-	100	-	-	-	-

501

Outer Joint

Driveshaft

Inner Joint

LA1098

LA3179

LA2001

Note : -

521

Inner Joint

Driveshaft

Outer Joint

LA2001

LA3180

LA1098

A	B	C	D	F	H	Fig	N	O	P	Q	R	S	T	Fig
25	24	51	84,5	M24x1.5	-	2	24		30	-	-	69	-	-

	kW	da: from:	a: to:	Cambio Gearbox	Telaio Chassis
1.3 M-Jet	66	09.06	----	-	-

A	B	C	D	F	H	Fig	N	O	P	Q	R	S	T	Fig
25	24	51	84,5	M24x1.5	-	2	24		30	-	-	379	-	-

585

Outer Joint

Driveshaft

Inner Joint

LA1100

LA3199

Note : -

901

Inner Joint

Driveshaft

Outer Joint

LA3200

LA1100

A	B	C	D	F	H	Fig	N	O	P	Q	R	S	T	Fig
25	24	51	84,5	M24x1.5	-	2	34		35	-	-	56.5	-	-

	kW	da: from:	a: to:	Cambio Gearbox	Telaio Chassis
1.9 M-Jet	74	10.04	----	-	-

A	B	C	D	F	H	Fig	N	O	P	Q	R	S	T	Fig
25	24	51	84,5	M24x1.5	-	2	34		35	-	-	300	-	-

608

Outer Joint

Driveshaft

Inner Joint

LA1100

LA3185

Note : -

874

Inner Joint

Driveshaft

Outer Joint

LA3186

LA1100



Sinistra / Left

Lancia

Destra / Right



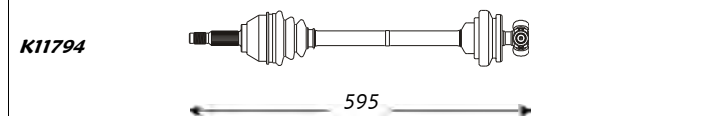
Prisma (Serie 831AB0 - Front)

kW	da:	a:	Cambio	Telaio
	from:	to:	Gearbox	Chassis

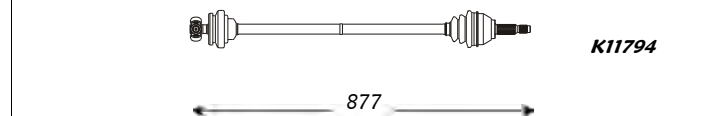
A	B	C	D	F	H	Fig	N	O	P	Q	R	S	T	Fig
22	20	48.1	80	M20x1.5	90	1	-	20	-	-	-	-	32	5

1.3	58	12.82	01.89	-	-
1.5	55/63	12.82	01.89	-	-

A	B	C	D	F	H	Fig	N	O	P	Q	R	S	T	Fig
22	20	48.1	80	M20x1.5	90	1	-	20	-	-	-	-	32	5



Outer Joint	Driveshaft	Inner Joint
LA1011	LA3019	LA7022



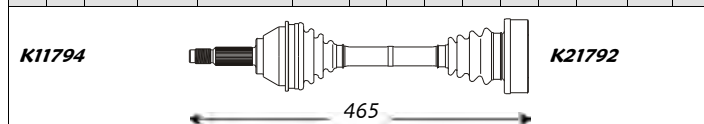
Inner Joint	Driveshaft	Outer Joint
LA7022	LA3020	LA1011

Note : -

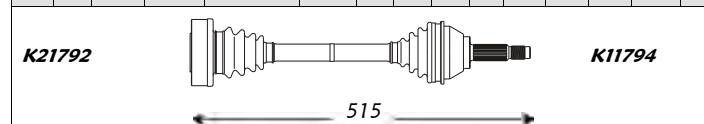
A	B	C	D	F	H	Fig	N	O	P	Q	R	S	T	Fig
22	25	48.1	85	M20x1.5	93	3	-	25	-	100	-	-	-	4

1.6	73/77	07.83	02.92	-	-
-----	-------	-------	-------	---	---

A	B	C	D	F	H	Fig	N	O	P	Q	R	S	T	Fig
22	25	48.1	85	M20x1.5	93	3	-	25	-	100	-	-	-	4



Outer Joint	Driveshaft	Inner Joint
LA1012	LA3012	LA2001



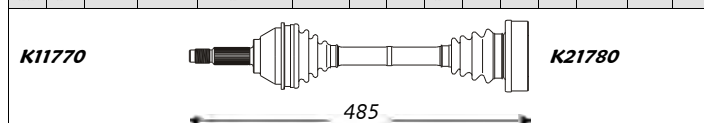
Inner Joint	Driveshaft	Outer Joint
LA2001	LA3013	LA1012

Note : -

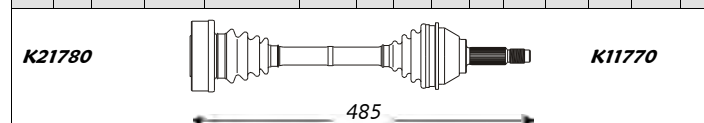
A	B	C	D	F	H	Fig	N	O	P	Q	R	S	T	Fig
22	25	48.1	85	M20x1.5	93	3	-	25	-	100	-	-	-	-

1.6 ie	80	07.86	12.89	-	-
--------	----	-------	-------	---	---

A	B	C	D	F	H	Fig	N	O	P	Q	R	S	T	Fig
22	25	48.1	85	M20x1.5	93	3	-	25	-	100	-	-	-	-



Outer Joint	Driveshaft	Inner Joint
LA1012	LA3107	LA2001



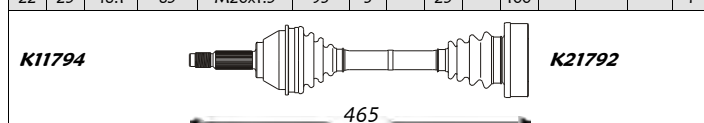
Inner Joint	Driveshaft	Outer Joint
LA2001	LA3107	LA1012

Note : -

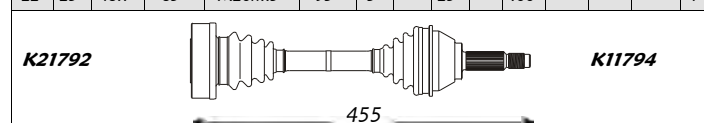
A	B	C	D	F	H	Fig	N	O	P	Q	R	S	T	Fig
22	25	48.1	85	M20x1.5	93	3	-	25	-	100	-	-	-	4

1.9 D	48	06.84	01.89	-	-
1.9 TD	59	05.85	01.89	-	-

A	B	C	D	F	H	Fig	N	O	P	Q	R	S	T	Fig
22	25	48.1	85	M20x1.5	93	3	-	25	-	100	-	-	-	4



Outer Joint	Driveshaft	Inner Joint
LA1012	LA3014	LA2001



Inner Joint	Driveshaft	Outer Joint
LA2001	LA3043	LA1012

Note : -



Sinistra / Left

Lancia

Destra / Right



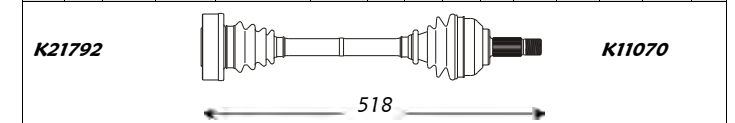
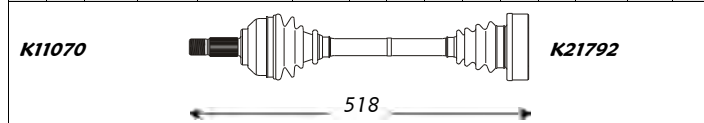
Thema (Serie 834 - Front)

<i>kW</i>	<i>da:</i>	<i>a:</i>	<i>Cambio</i>	<i>Telaio</i>
	<i>from:</i>	<i>to:</i>	<i>Gearbox</i>	<i>Chassis</i>

A	B	C	D	F	H	Fig	N	O	P	Q	R	S	T	Fig
25	25	54.5	90	M24x1.5	78	3	-	25	-	100	-	-	-	-

2.0 16V	85	11.84	07.87	-	-
2.0 Turbo	148	11.84	07.87	-	-
2.5 TD	74	11.84	07.87	-	-
2.8 V6	108/110	11.84	07.87	-	-

A	B	C	D	F	H	Fig	N	O	P	Q	R	S	T	Fig
25	25	54.5	90	M24x1.5	78	3	-	25	-	100	-	-	-	-



Outer Joint		Driveshaft	Inner Joint
LA1010		LA3054	LA2001
LA1037	abs 90	LA3057 abs 90	

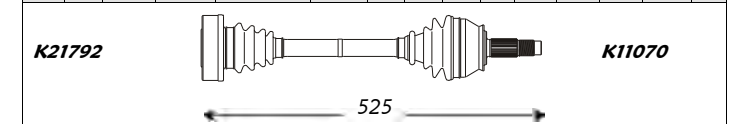
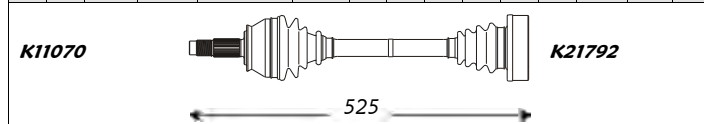
Inner Joint	Driveshaft	Outer Joint
LA2001	LA3054	LA1010
	LA3057 abs 90	LA1037 abs 90

Note : -

A	B	C	D	F	H	Fig	N	O	P	Q	R	S	T	Fig
25	25	52	90	M24x1.5	85	3	-	25	-	100	-	-	-	-

2.0 16V	85	07.87	05.92	-	-
2.0 Turbo	148	07.87	05.92	-	-
2.5 TD	74	07.87	05.92	-	-
2.8 V6	108	07.87	05.92	-	-

A	B	C	D	F	H	Fig	N	O	P	Q	R	S	T	Fig
25	25	52	90	M24x1.5	85	3	-	25	-	100	-	-	-	-



Outer Joint		Driveshaft	Inner Joint
LA1046		LA3055	LA2001
LA1057	abs 90	LA3058 abs 90	

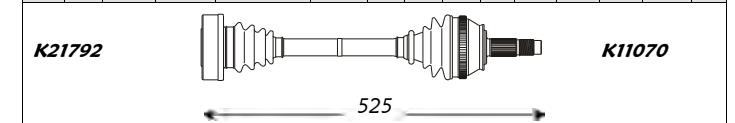
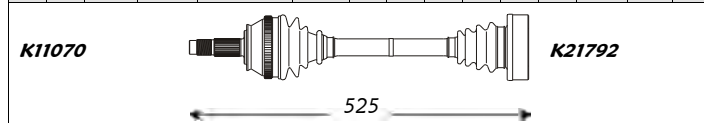
Inner Joint	Driveshaft	Outer Joint
LA2001	LA3055	LA1046
	LA3058 abs 90	LA1057 abs 90

Note : -

A	B	C	D	F	H	Fig	N	O	P	Q	R	S	T	Fig
25	25	52	90	M24x1.5	85	3	-	25	-	100	-	-	-	4

2.0 16V	112	08.92	12.92	-	0176745-->
---------	-----	-------	-------	---	------------

A	B	C	D	F	H	Fig	N	O	P	Q	R	S	T	Fig
25	25	52	90	M24x1.5	85	3	-	25	-	100	-	-	-	4



Outer Joint		Driveshaft	Inner Joint
LA1051	abs 44	LA3161 abs 44	LA2001

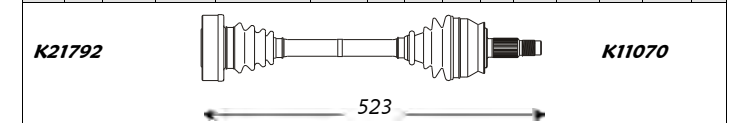
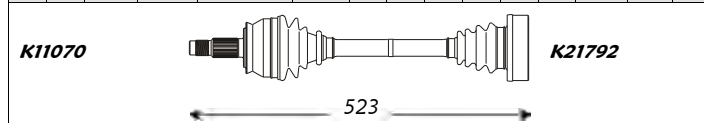
Inner Joint	Driveshaft	Outer Joint
LA2001	LA3161 abs 44	LA1051 abs 44

Note : -

A	B	C	D	F	H	Fig	N	O	P	Q	R	S	T	Fig
27	25	56	90	M24x1.5	84	3	-	25	-	100	-	-	-	4

2.0 16V	112	01.93	--	-	-
2.0 Turbo	148	06.92	--	-	-
2.5 TD	85	06.92	--	-	-
2.8 V6	108	06.92	--	-	-
3.0 V6	126	06.92	--	-	-

A	B	C	D	F	H	Fig	N	O	P	Q	R	S	T	Fig
27	25	56	90	M24x1.5	84	3	-	25	-	100	-	-	-	4



Outer Joint		Driveshaft	Inner Joint
LA1069		LA3098	LA2001
LA1070	abs 44	LA3099 abs 44	

Inner Joint	Driveshaft	Outer Joint
LA2001	LA3098	LA1069
	LA3099 abs 44	LA1070 abs 44

Note : -



Sinistra / Left

Lancia

Destra / Right



Thesis (Serie 841AX_ - Front)


A	B	C	D	F	H	Fig	N	O	P	Q	R	S	T	Fig
27	26	59	98	M24x1.5	-	2	25		32	-	-	75	-	-

kW *da:* *a:* *Cambio* *Telaio*
from: *to:* *Gearbox* *Chassis*

2.0 T	136	07.02	----	-	-
2.4 JTD	110	07.02	----	-	-
2.4 V6	125	07.02	----	-	-


A	B	C	D	F	H	Fig	N	O	P	Q	R	S	T	Fig
27	26	59	98	M24x1.5	-	2	25		32	-	-	-	-	-

2.0 T	136	07.02	----	-	-
2.4 JTD	110	07.02	----	-	-
2.4 V6	125	07.02	----	-	-



Outer Joint	Driveshaft	Inner Joint
LA1102	LA3195	

Note : -




Inner Joint	Driveshaft	Outer Joint
	LA3196	LA1102

A	B	C	D	F	H	Fig	N	O	P	Q	R	S	T	Fig
27	26	59	98	M24x1.5	-	2	27		35	-	-	78	-	-

2.4 JTD	129/136	05.03	----	-	-
---------	---------	-------	------	---	---


A	B	C	D	F	H	Fig	N	O	P	Q	R	S	T	Fig
27	26	59	98	M24x1.5	-	2	27		35	-	-	428	-	-

2.4 JTD	129/136	05.03	----	-	-
---------	---------	-------	------	---	---



Outer Joint	Driveshaft	Inner Joint
LA1102	LA3193	

Note : -



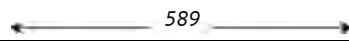
Inner Joint	Driveshaft	Outer Joint
	LA3194	LA1102

A	B	C	D	F	H	Fig	N	O	P	Q	R	S	T	Fig
27	26	59	98	M24x1.5	-	2	26		31	-	-	51.5	-	-

2.4 JTD Aut.	129/136	05.03	----	-	-
2.4 V6 Aut.	125	07.02	----	-	-
3.0 V6	158	07.02	----	-	-
3.2 V6	169	05.03	----	-	-

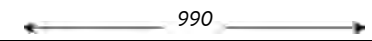
A	B	C	D	F	H	Fig	N	O	P	Q	R	S	T	Fig
27	26	59	98	M24x1.5	-	2	26		31	-	-	418	-	-

2.4 JTD Aut.	129/136	05.03	----	-	-
2.4 V6 Aut.	125	07.02	----	-	-
3.0 V6	158	07.02	----	-	-
3.2 V6	169	05.03	----	-	-



Outer Joint	Driveshaft	Inner Joint
LA1102	LA3191	

Note : -



Inner Joint	Driveshaft	Outer Joint
	LA3192	LA1102

Trevi (Serie 828DB - Front)

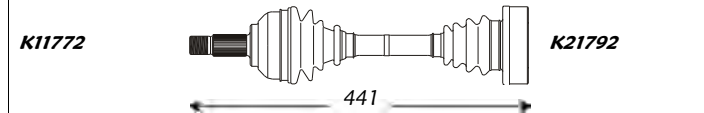
A	B	C	D	F	H	Fig	N	O	P	Q	R	S	T	Fig
25	25	54.5	90	M24x1.5	78	3	-	25	-	100	-	-	-	-

kW *da:* *a:* *Cambio* *Telaio*
from: *to:* *Gearbox* *Chassis*

1.6	74	01.80	12.84	-	-
2.0	90/99	01.80	12.84	-	-

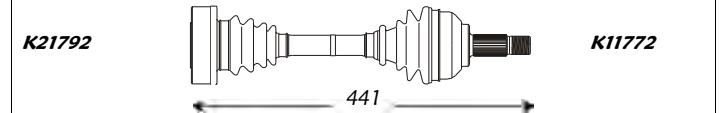
A	B	C	D	F	H	Fig	N	O	P	Q	R	S	T	Fig
25	25	54.5	90	M24x1.5	78	3	-	25	-	100	-	-	-	-

1.6	74	01.80	12.84	-	-
2.0	90/99	01.80	12.84	-	-



Outer Joint	Driveshaft	Inner Joint
LA1010	LA3106	LA2001

Note : -



Inner Joint	Driveshaft	Outer Joint
LA2001	LA3106	LA1010



Sinistra / Left

Lancia

Destra / Right

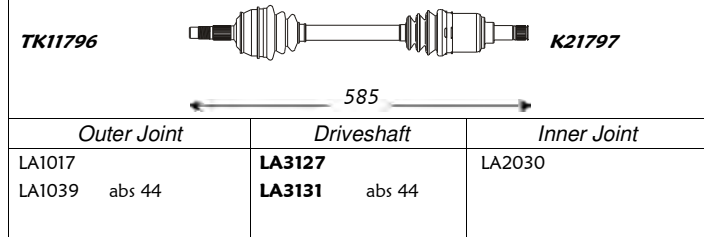


Y (Serie 840A - Front)

kW	da:	a:	Cambio	Telaio
	from:	to:	Gearbox	Chassis

A	B	C	D	F	H	Fig	N	O	P	Q	R	S	T	Fig
22	20	46.5	80	M22x1.5	80	1	22	19	36	67	-	61	-	-

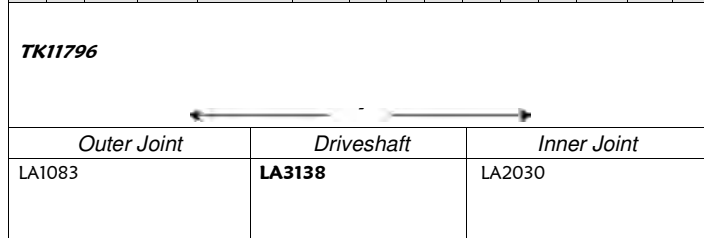
1.1	40	03.96	--	-	->3336902
1.2 8V	44	03.96	03.00	-	->3336902



Note: -

A	B	C	D	F	H	Fig	N	O	P	Q	R	S	T	Fig
22	20	51	80	M22x1.5	80	1	22	19	36	67	-	61	-	-

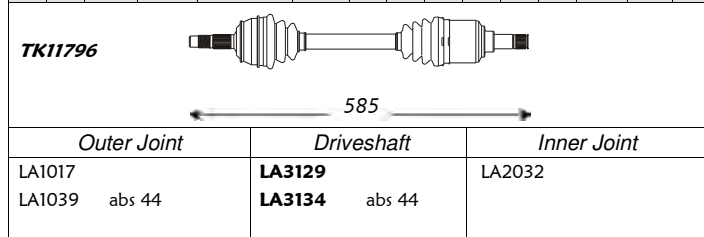
1.1	40	03.96	--	-	3336903->
1.2 8V	44	03.96	03.00	-	3336903->3559480



Note: -

A	B	C	D	F	H	Fig	N	O	P	Q	R	S	T	Fig
22	20	46.5	80	M22x1.5	80	1	22	20	36	72	-	61	-	-

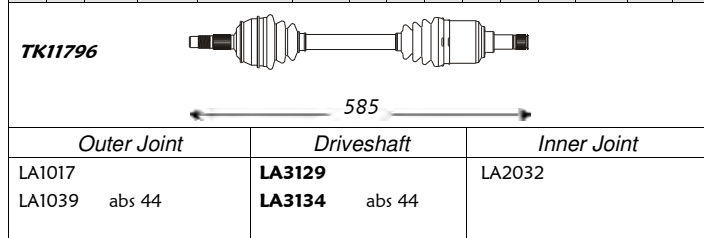
1.2 16V	55	03.96	--	6 Sp.	->3336902
1.2 8V	44	03.96	--	6 Sp.	->3336902



Note: -

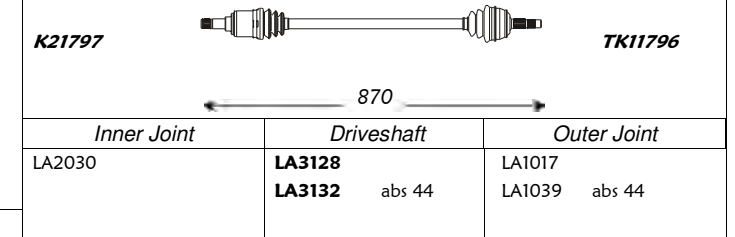
A	B	C	D	F	H	Fig	N	O	P	Q	R	S	T	Fig
22	20	46.5	80	M22x1.5	80	1	22	20	36	72	-	61	-	-

1.2 16V	59	03.96	--	-	->3336902
---------	----	-------	----	---	-----------

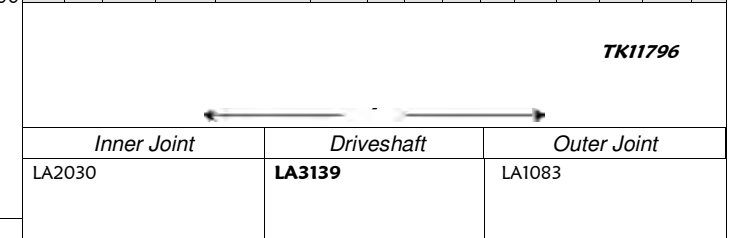


Note: -

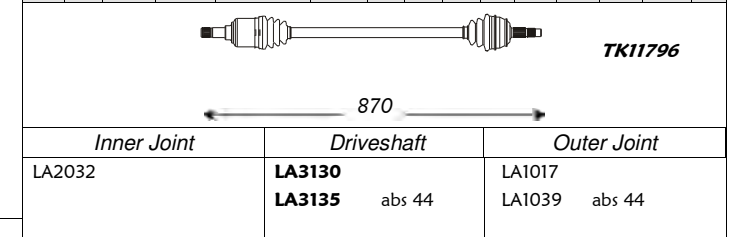
A	B	C	D	F	H	Fig	N	O	P	Q	R	S	T	Fig
22	20	46.5	80	M22x1.5	80	1	22	19	36	67	-	61	-	-



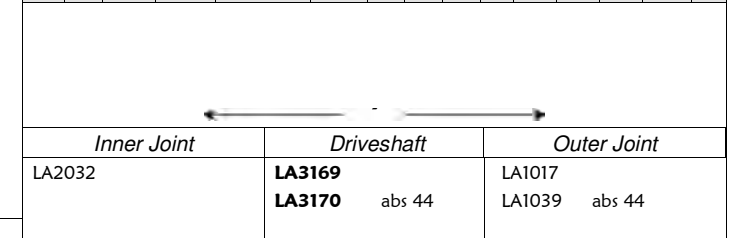
A	B	C	D	F	H	Fig	N	O	P	Q	R	S	T	Fig
22	20	51	80	M22x1.5	80	1	22	19	36	67	-	61	-	-



A	B	C	D	F	H	Fig	N	O	P	Q	R	S	T	Fig
22	20	46.5	80	M22x1.5	80	1	22	20	36	72	-	61	-	-



A	B	C	D	F	H	Fig	N	O	P	Q	R	S	T	Fig
22	20	46.5	80	M22x1.5	80	1	22	20	36	72	-	61	-	-





Sinistra / Left

Lancia

Destra / Right

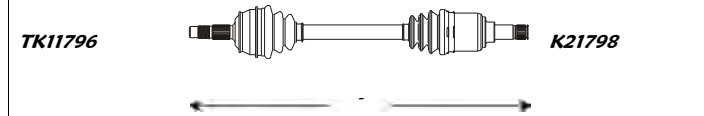


Y (Serie 840A - Front)

kW	da:	a:	Cambio	Telaio
	from:	to:	Gearbox	Chassis

A	B	C	D	F	H	Fig	N	O	P	Q	R	S	T	Fig
22	20	51	80	M22x1.5	80	1	22	19	36	67	-	61	-	-

1.2 16V	55	03.96	--	6 Sp.	3336903->
1.2 8V	44	03.96	--	6 Sp.	3336903->



Outer Joint	Driveshaft	Inner Joint
LA1083	LA3148	LA2030

Note : -

A	B	C	D	F	H	Fig	N	O	P	Q	R	S	T	Fig
22	20	51	80	M22x1.5	80	1	-	-	-	-	-	-	-	-

1.2 16V	59	03.96	--	-	3336903->3395977
---------	----	-------	----	---	------------------




Outer Joint	Driveshaft	Inner Joint
LA1083	LA3171	

Note : -

A	B	C	D	F	H	Fig	N	O	P	Q	R	S	T	Fig
22	21	51	75	M22x1.5	90	2	-	-	-	-	-	-	-	-

1.2 16V	59	03.96	--	-	3395978->
1.2 8V	44	04.00	--	-	3559481->




Outer Joint	Driveshaft	Inner Joint
LA1095	LA3173	

Note : -

A	B	C	D	F	H	Fig	N	O	P	Q	R	S	T	Fig
22	21	51	75	M22x1.5	90	2	-	-	-	-	-	-	-	-

1.2 16V	59	03.96	--	-	3395978->
1.2 8V	44	04.00	--	-	3559481->



Outer Joint	Driveshaft	Inner Joint
LA1095	LA3173	

Note :

A	B	C	D	F	H	Fig	N	O	P	Q	R	S	T	Fig
22	20	51	80	M22x1.5	80	1	22	19	36	67	-	61	-	-



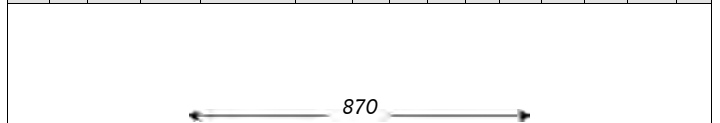
Inner Joint	Driveshaft	Outer Joint
LA2030	LA3149	LA1083

A	B	C	D	F	H	Fig	N	O	P	Q	R	S	T	Fig
22	20	51	80	M22x1.5	80	1	-	-	-	-	-	-	-	-



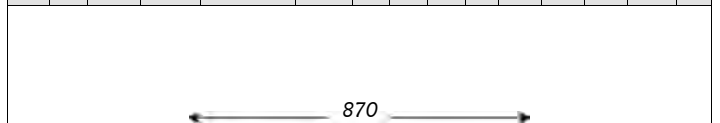
Inner Joint	Driveshaft	Outer Joint
	LA3172	LA1083

A	B	C	D	F	H	Fig	N	O	P	Q	R	S	T	Fig
22	21	51	75	M22x1.5	90	2	-	-	-	-	-	-	-	-



Inner Joint	Driveshaft	Outer Joint
	LA3174	LA1095

A	B	C	D	F	H	Fig	N	O	P	Q	R	S	T	Fig
22	21	51	75	M22x1.5	90	2	-	-	-	-	-	-	-	-



Inner Joint	Driveshaft	Outer Joint
	LA3174	LA1095



Sinistra / Left

Lancia

Destra / Right



Y (Serie 840A - Front)

kW	da:	a:	Cambio	Telaio
	from:	to:	Gearbox	Chassis

A	B	C	D	F	H	Fig	N	O	P	Q	R	S	T	Fig
22	20	46.5	80	M22x1.5	80	1	22	19	36	67	-	61	-	-

1.2 8V Aut. 44 03.96 --.. - ->3336902

TK11796										K21798			
Outer Joint				Driveshaft				Inner Joint					
LA1017 LA1039 abs 44				LA3142 LA3144 abs 44				LA2030					
Note : -													

A	B	C	D	F	H	Fig	N	O	P	Q	R	S	T	Fig
22	20	46.5	80	M22x1.5	80	1	22	19	36	67	-	61	-	-

1.2 8V Aut. 44 03.96 --.. - 3336903->

TK11796										K21798			
Outer Joint				Driveshaft				Inner Joint					
LA1017				LA3147				LA2030					
Note : -													

A	B	C	D	F	H	Fig	N	O	P	Q	R	S	T	Fig
22	20	46.5	80	M22x1.5	80	1	22	20	36	72	-	61	-	-

1.4 12V 55/59 03.96 --.. - ->3336902

585													
TK11796										K21798			
Outer Joint				Driveshaft				Inner Joint					
LA1017 LA1039 abs 44				LA3129 LA3134 abs 44				LA2032					
Note : -													

A	B	C	D	F	H	Fig	N	O	P	Q	R	S	T	Fig
22	20	51	80	M22x1.5	80	1	22	19	36	67	-	61	-	-

1.4 12V 55/59 03.96 --.. - 3336903->

TK11796													
Outer Joint				Driveshaft				Inner Joint					
LA1083				LA3138				LA2030					
Note : -													

A	B	C	D	F	H	Fig	N	O	P	Q	R	S	T	Fig
22	20	46.5	80	M22x1.5	80	1	22	19	36	67	-	61	-	-

K21798										TK11796			
Inner Joint				Driveshaft				Outer Joint					
LA2030				LA3143 LA3145 abs 44				LA1017 LA1039 abs 44					
Note : -													

A	B	C	D	F	H	Fig	N	O	P	Q	R	S	T	Fig
22	20	51	80	M22x1.5	80	1	22	19	36	67	-	61	-	-

K21798										TK11796			
Inner Joint				Driveshaft				Outer Joint					
LA2030				LA3148				LA1083					
Note : -													

A	B	C	D	F	H	Fig	N	O	P	Q	R	S	T	Fig
22	20	46.5	80	M22x1.5	80	1	22	19	36	67	-	61	-	-

870													
K21797										TK11796			
Inner Joint				Driveshaft				Outer Joint					
LA2032				LA3166 LA3167 abs 44				LA1017 LA1039 abs 44					
Note : -													

A	B	C	D	F	H	Fig	N	O	P	Q	R	S	T	Fig
22	20	51	80	M22x1.5	80	1	22	19	36	67	-	61	-	-

Inner Joint				Driveshaft				Outer Joint					
LA2030				LA3168				LA1083					
Note : -													



Sinistra / Left

Lancia

Destra / Right

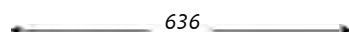


Ypsilon (Front)


A	B	C	D	F	H	Fig	N	O	P	Q	R	S	T	Fig
22	21	51	75	M22x1.5	90	2	22	20	36	72	-	61	-	-

kW	da: from:	a: to:	Cambio Gearbox	Telaio Chassis
1.2	44/59	10.03	----	- -
1.4	70	10.03	----	- -

A	B	C	D	F	H	Fig	N	O	P	Q	R	S	T	Fig
22	21	51	75	M22x1.5	90	2	22	20	36	72	-	61	-	-



Outer Joint	Driveshaft	Inner Joint
LA1093	LA3175	



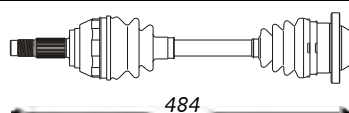
Inner Joint	Driveshaft	Outer Joint
	LA3176	LA1093

Note : -

A	B	C	D	F	H	Fig	N	O	P	Q	R	S	T	Fig
25	28	51	82.7	M24x1.5	84	1	-	-	-	-	-	-	37.5	5

kW	da: from:	a: to:	Cambio Gearbox	Telaio Chassis
1.3 JTD 16V	51	10.03	---	- -

A	B	C	D	F	H	Fig	N	O	P	Q	R	S	T	Fig
25	28	51	82.7	M24x1.5	84	1	-	-	-	-	-	-	-	-



Outer Joint	Driveshaft	Inner Joint
LA1093	LA3164	



Inner Joint	Driveshaft	Outer Joint
	LA3165	LA1093

Note : -


Zeta (Serie 220 - Front)

A	B	C	D	F	H	Fig	N	O	P	Q	R	S	T	Fig
27	34	59	90	M24x1.5	82	3	24	-	40	81	27	62	33	5

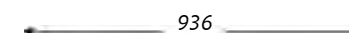
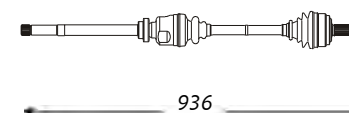
kW	da: from:	a: to:	Cambio Gearbox	Telaio Chassis
2.0	89/90	01.94	---	BE3 -

A	B	C	D	F	H	Fig	N	O	P	Q	R	S	T	Fig
27	34	59	90	M24x1.5	82	3	24	-	30	81	24	350	33	5

Outer Joint	Driveshaft	Inner Joint
LA1087 LA1088 abs 48	LA3152 LA3154 abs 48	



Inner Joint	Driveshaft	Outer Joint
	LA3153 LA3155 abs 48	LA1087 LA1088 abs 48




Note : -

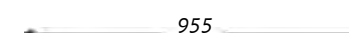
A	B	C	D	F	H	Fig	N	O	P	Q	R	S	T	Fig
27	39	58	100	M24x1.5	-	3	37	-	40	89	-	68.5	38.7	5

kW	da: from:	a: to:	Cambio Gearbox	Telaio Chassis
2.0 JTD	80	09.99 09.02	- -	- -

A	B	C	D	F	H	Fig	N	O	P	Q	R	S	T	Fig
27	39	58	100	M24x1.5	-	3	37	-	32	89	-	369	38.7	5



Outer Joint	Driveshaft	Inner Joint
LA1089 LA1090 abs 48	LA3177 LA3181 abs 48	



Inner Joint	Driveshaft	Outer Joint
	LA3178 LA3182 abs 48	LA1089 LA1090 abs 48

Note : -



Sinistra / Left

Lancia

Destra / Right



Zeta (Serie 220 - Front)

<i>kW</i>	<i>da:</i>	<i>a:</i>	<i>Cambio</i>	<i>Telaio</i>
	<i>from:</i>	<i>to:</i>	<i>Gearbox</i>	<i>Chassis</i>

A	B	C	D	F	H	Fig	N	O	P	Q	R	S	T	Fig
27	39	59	100	M24x1.5	82	3	37		40	89	-	68.5	38.7	-

2.0 Turbo
2.1 TD

108	01.94	--	ME5K	-
80	07.96	--	ME5K	-

A	B	C	D	F	H	Fig	N	O	P	Q	R	S	T	Fig
27	39	59	100	M24x1.5	82	3	37		32	89	-	369	38.7	-

K12935  **K22405K**

642

K22405K  **K12935**

942

Outer Joint		Driveshaft	Inner Joint
LA1089		LA3156	
LA1090	abs 48	LA3158	abs 48

Note : -

Inner Joint	Driveshaft	Outer Joint
	LA3157	LA1089
	LA3159	LA1090
	abs 48	abs 48



Sinistra / Left

Land Rover

Destra / Right



Discovery (Serie 90/110 - Front)

														kW	da:	a:	Cambio	Telaio																	
														from:	to:	Gearbox	Chassis																		
A	B	C	D	F	H	Fig	N	O	P	Q	R	S	T	Fig						A	B	C	D	F	H	Fig	N	O	P	Q	R	S	T	Fig	
24	32	67	92	7/16x18	180	3	-	-	-	-	-	-	-	-	2.5	62	09.85	07.90	-	-	24	32	67	92	7/16x18	180	3	-	-	-	-	-	-	-	-
														2.5 TD	63	09.86	07.90	-	-																
														3.5 V8	100	09.83	07.90	-	-																
←-----→														←-----→																					
Outer Joint				Driveshaft				Inner Joint						Inner Joint				Driveshaft				Outer Joint													
RV1055				RV3141														RV3142				RV1055													
														Note : -																					

Discovery I (Front)

														kW	da:	a:	Cambio	Telaio																	
														from:	to:	Gearbox	Chassis																		
A	B	C	D	F	H	Fig	N	O	P	Q	R	S	T	Fig						A	B	C	D	F	H	Fig	N	O	P	Q	R	S	T	Fig	
10	32	67	92	M22x1.5	-	3	-	-	-	-	-	-	-	-	2.5 TDI	83	09.89	06.94	-	-	10	32	67	92	M22x1.5	-	3	-	-	-	-	-	-	-	-
														3.5	113	09.89	06.94	-	-																
←-----→														←-----→																					
Outer Joint				Driveshaft				Inner Joint						Inner Joint				Driveshaft				Outer Joint													
RV1043				RV3137														RV3138				RV1043													
														Note : -																					

Freelander (Serie LN - Front)

														kW	da:	a:	Cambio	Telaio																	
														from:	to:	Gearbox	Chassis																		
A	B	C	D	F	H	Fig	N	O	P	Q	R	S	T	Fig						A	B	C	D	F	H	Fig	N	O	P	Q	R	S	T	Fig	
28	32	56	92	M24x1.5	85	3	25	-	40	-	-	57	-	5	1.8i 16V	86/88	02.98	05.06	-	->1A999999	28	32	56	92	M24x1.5	85	3	25	-	40	-	-	57	-	5
														2.0 DI	72	02.98	11.00	-	->1A999999																
←-----613-----→														←-----613-----→																					
Outer Joint				Driveshaft				Inner Joint						Inner Joint				Driveshaft				Outer Joint													
RV1052 abs 60				RV3153														RV3153				RV1052 abs 60													
														Note : -																					



Sinistra / Left

Land Rover

Destra / Right



Freelander (Serie LN - Front)

A	B	C	D	F	H	Fig	N	O	P	Q	R	S	T	Fig
28	32	56	92	M24x1.5	85	3	25		40	-	-	57	-	5

kW	da: from:	a: to:	Cambio Gearbox	Telaio Chassis	
2.0 Td4	80/82	11.00	05.06	-	->1A999999
2.5 V6	130	11.00	05.06	-	->1A999999

A	B	C	D	F	H	Fig	N	O	P	Q	R	S	T	Fig
28	32	56	92	M24x1.5	85	3	25		40	-	-	57	-	5

← 630 →

Outer Joint	Driveshaft	Inner Joint
RV1052 abs 60	RV3139 abs 60	

Note : -

← 595 →

Inner Joint	Driveshaft	Outer Joint
	RV3140 abs 60	RV1052 abs 60

A	B	C	D	F	H	Fig	N	O	P	Q	R	S	T	Fig
28	32	57.7	92	M24x1.5	85	-	25		40	-	-	57	-	5

kW	da: from:	a: to:	Cambio Gearbox	Telaio Chassis	
2.0 Td4	80/82	11.00	05.06	-	2A000001->
2.5 V6	130	11.00	05.06	-	2A000001->

A	B	C	D	F	H	Fig	N	O	P	Q	R	S	T	Fig
28	32	57.7	92	M24x1.5	85	-	25		40	-	-	57	-	5

← 630 →

Outer Joint	Driveshaft	Inner Joint
RV1061	RV3149	

Note : -

← 595 →

Inner Joint	Driveshaft	Outer Joint
	RV3150	RV1061

Freelander (Serie LN - Rear)

A	B	C	D	F	H	Fig	N	O	P	Q	R	S	T	Fig
28	32	56	92	M24x1.5	85	3	23							

kW	da: from:	a: to:	Cambio Gearbox	Telaio Chassis	
1.8i 16V	86/88	02.98	05.06	-	->1A999999
2.0 DI	72	02.98	11.00	-	->1A999999
2.0 Td4	80/82	11.00	05.06	-	->1A999999
2.5 V6	130	11.00	05.06	-	->1A999999

A	B	C	D	F	H	Fig	N	O	P	Q	R	S	T	Fig
28	32	56	92	M24x1.5	85	3	23							

← 808 →

Outer Joint	Driveshaft	Inner Joint
RV1052 abs 60	RV3160 abs 60	

Note : -

← 808 →

Inner Joint	Driveshaft	Outer Joint
	RV3160 abs 60	RV1052 abs 60



Sinistra / Left

Land Rover

Destra / Right



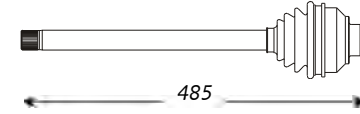
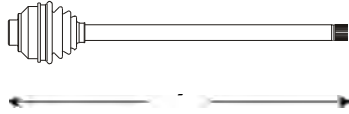
Range Rover I (Front)

<i>kW</i>	<i>da:</i>	<i>a:</i>	<i>Cambio</i>	<i>Telaio</i>
	<i>from:</i>	<i>to:</i>	<i>Gearbox</i>	<i>Chassis</i>

A	B	C	D	F	H	Fig	N	O	P	Q	R	S	T	Fig
10	23	67	92	-	-	3	-	-	-	-	-	-	-	-

2.4 D	78	04.86	01.87	-	-
3.5	93/120	08.81	01.87	-	-

A	B	C	D	F	H	Fig	N	O	P	Q	R	S	T	Fig
10	23	67	92	-	-	3	10	-	-	-	-	-	-	-



Outer Joint	Driveshaft	Inner Joint
RV1026	RV3102	



Inner Joint	Driveshaft	Outer Joint
	RV3103	RV1026

Note : -

A	B	C	D	F	H	Fig	N	O	P	Q	R	S	T	Fig
10	32	67	92	M22x1.5	-	3	-	-	-	-	-	-	-	-

2.4 D	78	02.87	12.90	-	-
3.5	107	01.87	04.90	-	-
3.9	127	03.88	07.94	-	-

A	B	C	D	F	H	Fig	N	O	P	Q	R	S	T	Fig
10	32	67	92	M22x1.5	-	3	-	-	-	-	-	-	-	-



Outer Joint	Driveshaft	Inner Joint
RV1043	RV3137	

Inner Joint	Driveshaft	Outer Joint
	RV3138	RV1043

Note : -



Sinistra / Left

Maruti

Destra / Right



Udyog (Front)

kW *da:* *a:* *Cambio* *Telaio*
from: *to:* *Gearbox* *Chassis*

A	B	C	D	F	H	Fig	N	O	P	Q	R	S	T	Fig	0.8	26	01.91	--	--	-	-	A	B	C	D	F	H	Fig	N	O	P	Q	R	S	T	Fig
23	18	44	68	M18x1.5	89	2	22	18	-	65	27	-	-	-								23	18	44	68	M18x1.5	89	2	22	18	-	65	27	-	-	-
← 529 →															← 685 →																					
<i>Outer Joint</i>				<i>Driveshaft</i>					<i>Inner Joint</i>						<i>Inner Joint</i>				<i>Driveshaft</i>					<i>Outer Joint</i>												
				MR3001															MR3002																	
															Note : -																					



Sinistra / Left

Mazda

Destra / Right




121 I (Serie DA - Front)

A	B	C	D	F	H	Fig	N	O	P	Q	R	S	T	Fig
24	22	52	79	M20x1.5	86	2	24	22	35	75.5	27	64	-	-

kW	da: from:	a: to:	Cambio Gearbox	Telaio Chassis
1.1	40	03.88	12.90	- -
1.3	40/44	03.88	12.90	- -


A	B	C	D	F	H	Fig	N	O	P	Q	R	S	T	Fig
24	22	52	79	M20x1.5	86	2	24	22	35	75.5	27	64	-	-



608

Outer Joint	Driveshaft	Inner Joint
MZ1001	MZ3001	MZ2001

Note : -



890

Inner Joint	Driveshaft	Outer Joint
MZ2001	MZ3002	MZ1001

121 II (Serie DB - Front)

A	B	C	D	F	H	Fig	N	O	P	Q	R	S	T	Fig
24	20	52	-	M20x1.5	-	3	-	-	-	-	-	-	-	-


kW	da: from:	a: to:	Cambio Gearbox	Telaio Chassis
1.3 16V	53	01.90	03.96	- -

A	B	C	D	F	H	Fig	N	O	P	Q	R	S	T	Fig
24	20	52	-	M20x1.5	-	3	-	-	-	-	-	-	-	-



Outer Joint	Driveshaft	Inner Joint
MZ1040	MZ3108	

Note : -

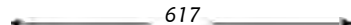


Inner Joint	Driveshaft	Outer Joint
	MZ3109	MZ1040

A	B	C	D	F	H	Fig	N	O	P	Q	R	S	T	Fig
24	19	52	69	M20x1.5	86	3	22	-	35	71.2	25	59	31.2	5

kW	da: from:	a: to:	Cambio Gearbox	Telaio Chassis
1.3 16V	40	01.91	05.96	- -

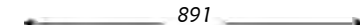
A	B	C	D	F	H	Fig	N	O	P	Q	R	S	T	Fig
24	19	52	69	M20x1.5	86	3	22	-	35	71.2	-	59	31.2	5



617

Outer Joint	Driveshaft	Inner Joint
MZ1002	MZ3086	

Note : -



891

Inner Joint	Driveshaft	Outer Joint
	MZ3087	MZ1002

A	B	C	D	F	H	Fig	N	O	P	Q	R	S	T	Fig
24	21	52	82	M20x1.5	86	-	-	-	-	-	-	-	-	-

kW	da: from:	a: to:	Cambio Gearbox	Telaio Chassis
1.3 Aut.	40/53	01.90	03.96	- -

A	B	C	D	F	H	Fig	N	O	P	Q	R	S	T	Fig
24	21	52	82	M20x1.5	86	-	-	-	-	-	-	-	-	-



Outer Joint	Driveshaft	Inner Joint
MZ1042	MZ3132	

Note : -



Inner Joint	Driveshaft	Outer Joint
	MZ3133	MZ1042



Sinistra / Left

Mazda

Destra / Right



323 II (Serie BD - Front)

A	B	C	D	F	H	Fig	N	O	P	Q	R	S	T	Fig
24	22	52	79	M20x1.5	86	2	24	22	35	75.5	27	64	-	-

kW da: a: Cambio Telaio
from: to: Gearbox Chassis

1.1	40	01.81	--	-	-
1.3	44	01.81	08.85	-	-
1.5	55/65	12.80	08.85	-	-

A	B	C	D	F	H	Fig	N	O	P	Q	R	S	T	Fig
24	22	52	79	M20x1.5	86	2	24	22	35	75.5	27	64	-	-

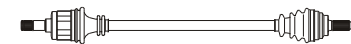


608

Outer Joint Driveshaft Inner Joint

MZ1001	MZ3001	MZ2001
--------	---------------	--------

Note : -



890

Inner Joint Driveshaft Outer Joint

MZ2001	MZ3002	MZ1001
--------	---------------	--------

323 III (Serie BF/BN/EG/BW - Front)

A	B	C	D	F	H	Fig	N	O	P	Q	R	S	T	Fig
24	21	52	73	M20x1.5	86	2	-	-	-	-	-	-	-	-

kW da: a: Cambio Telaio
from: to: Gearbox Chassis

1.3	44	09.85	07.87	-	-
1.4	44	04.86	07.87	-	-

A	B	C	D	F	H	Fig	N	O	P	Q	R	S	T	Fig
24	21	52	73	M20x1.5	86	2	-	-	-	-	-	-	-	-

K13205

K23260



Outer Joint Driveshaft Inner Joint

MZ1008	MZ3090	
--------	---------------	--

Note : -

K23260

K13205



Inner Joint Driveshaft Outer Joint

	MZ3091	MZ1008
--	---------------	--------


A	B	C	D	F	H	Fig	N	O	P	Q	R	S	T	Fig
24	22	52	79	M20x1.5	86	2	24	22	-	75	-	-	-	-

1.5	55/65	04.86	04.90	-	-
1.7 D	41	08.86	04.90	-	-

A	B	C	D	F	H	Fig	N	O	P	Q	R	S	T	Fig
24	22	52	79	M20x1.5	86	2	24	22	-	75	-	-	32.4	5

K13210

K23220



628

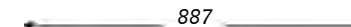
Outer Joint Driveshaft Inner Joint

MZ1001	MZ3003	MZ2002
--------	---------------	--------

Note : -

K23220

K13210



887

Inner Joint Driveshaft Outer Joint

MZ2002	MZ3004	MZ1001
--------	---------------	--------

A	B	C	D	F	H	Fig	N	O	P	Q	R	S	T	Fig
24	23	52	82	-	-	2	-	-	-	-	-	-	-	-

1.5 Turbo	85	08.85	05.89	-	-
-----------	----	-------	-------	---	---

A	B	C	D	F	H	Fig	N	O	P	Q	R	S	T	Fig
24	23	52	82	-	-	2	-	-	-	-	-	-	-	-

K13210

K23220



Outer Joint Driveshaft Inner Joint

MZ1009	MZ3110	
--------	---------------	--

Note : -

K23220

K13210



Inner Joint Driveshaft Outer Joint

	MZ3111	MZ1009
--	---------------	--------



Sinistra / Left

Mazda

Destra / Right



323 IV (Serie BG - Front)

A	B	C	D	F	H	Fig	N	O	P	Q	R	S	T	Fig
26	22	56	79	M22x1.5	93	3	24	22	35	75	-	-	32.3	5


kW	da: from:	a: to:	Cambio Gearbox	Telaio Chassis	
1.3 16V	54	11.89	10.94	-	-
1.5	54/55	11.89	10.94	-	-
1.6	62/65	11.89	10.94	-	-

A	B	C	D	F	H	Fig	N	O	P	Q	R	S	T	Fig
26	22	56	79	M22x1.5	93	3	24	22	35	75	-	-	32.3	5



Outer Joint	Driveshaft	Inner Joint
MZ1006 MZ1032 abs 44	MZ3009 MZ3073 abs 44	MZ2005

Note: -




Inner Joint	Driveshaft	Outer Joint
MZ2005	MZ3010 MZ3074 abs 44	MZ1006 MZ1032 abs 44

A	B	C	D	F	H	Fig	N	O	P	Q	R	S	T	Fig
26	21	56	76	M22x1.5	92	3	24	22	35	75.5	27	64	31.1	5

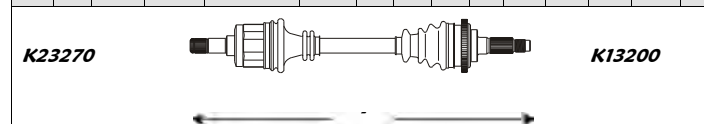
1.3 i	49	11.89	10.94	-	-
1.7 D	41	11.89	10.94	-	-

A	B	C	D	F	H	Fig	N	O	P	Q	R	S	T	Fig
26	21	56	76	M22x1.5	92	3	24	22	35	75.5	27	64	-	-



Outer Joint	Driveshaft	Inner Joint
MZ1010 MZ1044 abs 44	MZ3106 MZ3148 abs 44	MZ2001

Note: -

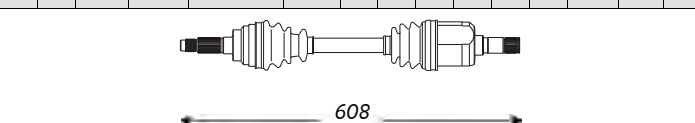


Inner Joint	Driveshaft	Outer Joint
MZ2001	MZ3107 MZ3149 abs 44	MZ1010 MZ1044 abs 44

A	B	C	D	F	H	Fig	N	O	P	Q	R	S	T	Fig
26	22	56	79	M22x1.5	93	3	-	-	-	-	-	-	-	-

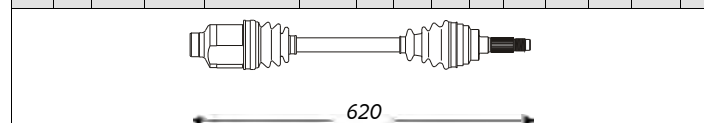
1.8	76	08.89	07.94	-	-
1.8 GT	94	08.89	07.94	-	-

A	B	C	D	F	H	Fig	N	O	P	Q	R	S	T	Fig
26	22	56	79	M22x1.5	93	3	-	-	-	-	-	-	-	-



Outer Joint	Driveshaft	Inner Joint
MZ1006 MZ1032 abs 44	MZ3138 MZ3140 abs 44	

Note: -




Inner Joint	Driveshaft	Outer Joint
	MZ3139 MZ3141 abs 44	MZ1006 MZ1032 abs 44

323 V (Serie BA - Front)

A	B	C	D	F	H	Fig	N	O	P	Q	R	S	T	Fig
26	22	56	79	M22x1.5	93	3	24		35	73	29	63	-	-


kW	da: from:	a: to:	Cambio Gearbox	Telaio Chassis	
1.3 16V	54	10.94	09.98	-	-
1.5 16V	65	10.94	09.98	-	-

A	B	C	D	F	H	Fig	N	O	P	Q	R	S	T	Fig
26	22	56	79	M22x1.5	93	3	28		-	74.5	-	41.3	32.3	-



Outer Joint	Driveshaft	Inner Joint
MZ1006 MZ1032 abs 44	MZ3065 MZ3134 abs 44	

Note: -



Inner Joint	Driveshaft	Outer Joint
	MZ3066 MZ3135 abs 44	MZ1006 MZ1032 abs 44



Sinistra / Left

Mazda

Destra / Right



323 V (Serie BA - Front)


<i>kW</i>	<i>da:</i>	<i>a:</i>	<i>Cambio</i>	<i>Telaio</i>
	<i>from:</i>	<i>to:</i>	<i>Gearbox</i>	<i>Chassis</i>

A	B	C	D	F	H	Fig	N	O	P	Q	R	S	T	Fig
26	30	56	83	M22x1.5	93	3	24	30	35	79	-	-	34.4	5

1.8 16V	84	10.94	09.98	-	-
---------	----	-------	-------	---	---

A	B	C	D	F	H	Fig	N	O	P	Q	R	S	T	Fig
26	30	56	83	M22x1.5	93	3	26	30	-	79	-	-	34.4	5


K13287	K23245
---------------	---------------



Outer Joint	Driveshaft	Inner Joint
MZ1011 MZ1041 abs 44	MZ3112 MZ3114 abs 44	MZ2025

Note : -

K23245	K13287
---------------	---------------



Inner Joint	Driveshaft	Outer Joint
MZ2026	MZ3113 MZ3115 abs 44	MZ1011 MZ1041 abs 44

626 II (Capella) (Serie GC - Front)

<i>kW</i>	<i>da:</i>	<i>a:</i>	<i>Cambio</i>	<i>Telaio</i>
	<i>from:</i>	<i>to:</i>	<i>Gearbox</i>	<i>Chassis</i>

A	B	C	D	F	H	Fig	N	O	P	Q	R	S	T	Fig
26	23	52	90	M20x1.5	92	2	-	-	-	-	-	-	-	-

1.6	55/59	10.82	06.87	-	-
1.8	65	10.82	06.87	-	-

A	B	C	D	F	H	Fig	N	O	P	Q	R	S	T	Fig
26	23	52	90	M20x1.5	92	2	-	-	-	-	-	-	-	-


K13210	K23210
---------------	---------------



Outer Joint	Driveshaft	Inner Joint
MZ1004	MZ3015	

Note : -

K23210	K13210
---------------	---------------



Inner Joint	Driveshaft	Outer Joint
	MZ3016	MZ1004

A	B	C	D	F	H	Fig	N	O	P	Q	R	S	T	Fig
26	25	52	90	M20x1.5	92	2	-	-	-	-	-	-	-	-

2.0	68/88	10.82	06.87	-	-
2.0 D	46	01.83	06.87	-	-

A	B	C	D	F	H	Fig	N	O	P	Q	R	S	T	Fig
26	25	52	90	M20x1.5	92	2	-	-	-	-	-	-	-	-

K13220	K23220
---------------	---------------



Outer Joint	Driveshaft	Inner Joint
MZ1003	MZ3094	

Note : -

K23220	K13220
---------------	---------------



Inner Joint	Driveshaft	Outer Joint
	MZ3095	MZ1003



Sinistra / Left

Mazda

Destra / Right

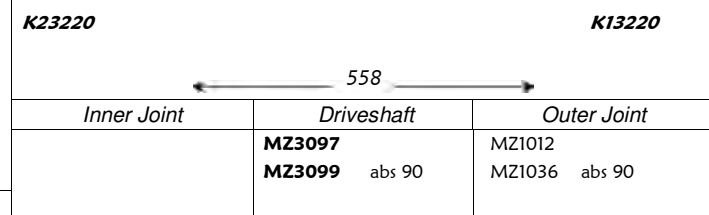
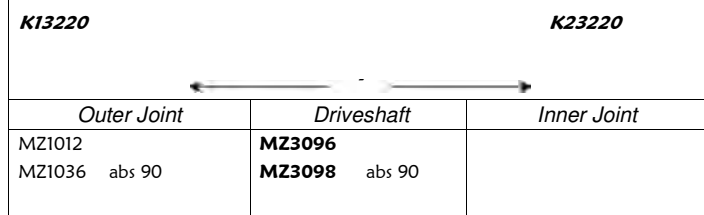


626 III (Capella) (Serie GD - Front)

A	B	C	D	F	H	Fig	N	O	P	Q	R	S	T	Fig
26	25	56	89	M22x1.5	92	2	-	-	-	-	-	-	-	-

kW	da:	a:	Cambio	Telaio
	from:	to:	Gearbox	Chassis
2.0	66	09.87	10.90	- -

A	B	C	D	F	H	Fig	N	O	P	Q	R	S	T	Fig
26	25	56	89	M22x1.5	92	2	26	-	-	85.5	-	-	-	4

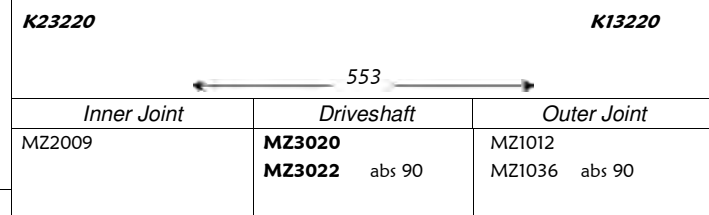
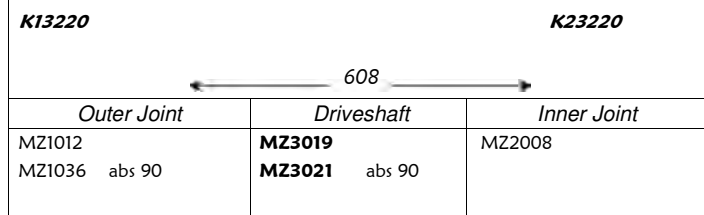


626 III (Capella) (Serie GD/GV - Front)

A	B	C	D	F	H	Fig	N	O	P	Q	R	S	T	Fig
26	25	56	89	M22x1.5	92	2	26	25	35	85	27	66	-	-

kW	da:	a:	Cambio	Telaio
	from:	to:	Gearbox	Chassis
1.6	65	10.87	12.91	- -
1.8	65	10.87	12.91	- -

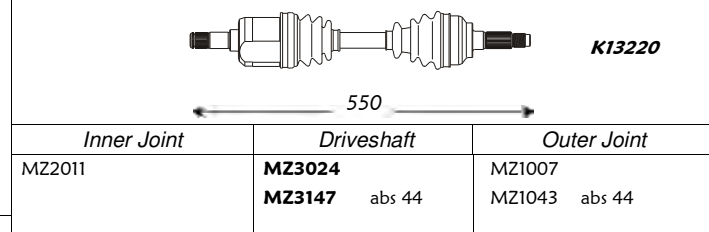
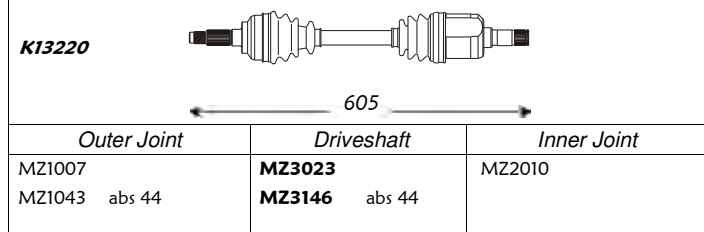
A	B	C	D	F	H	Fig	N	O	P	Q	R	S	T	Fig
26	25	56	89	M22x1.5	92	2	24	25	-	85	-	-	-	-



A	B	C	D	F	H	Fig	N	O	P	Q	R	S	T	Fig
26	23	56	83	M22x1.5	93	2	26	25	-	85	-	-	-	-

1.6 Aut.	-	09.87	05.92	- -
1.8 Aut.	65	09.87	05.92	- -

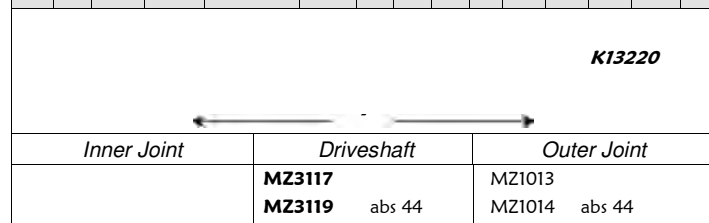
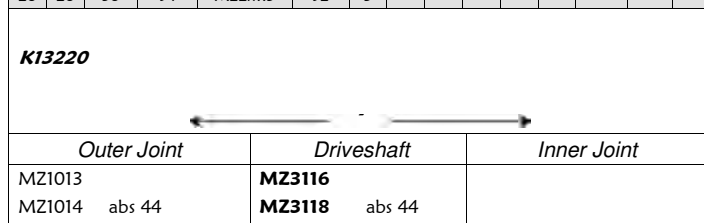
A	B	C	D	F	H	Fig	N	O	P	Q	R	S	T	Fig
26	23	56	83	M22x1.5	93	2	24	25	-	85	-	-	-	-



A	B	C	D	F	H	Fig	N	O	P	Q	R	S	T	Fig
28	26	56	94	M22x1.5	92	3	-	-	-	-	-	-	-	-

2.0 12V	79	06.87	05.92	- -
2.0 16V	103/109	06.87	05.92	- -
2.0 D	44	07.87	07.91	- -
2.2 12V	85	11.87	04.92	- -

A	B	C	D	F	H	Fig	N	O	P	Q	R	S	T	Fig
28	26	56	94	M22x1.5	92	3	-	-	-	-	-	-	-	-





Sinistra / Left

Mazda

Destra / Right



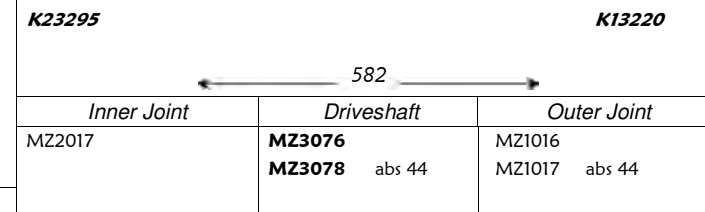
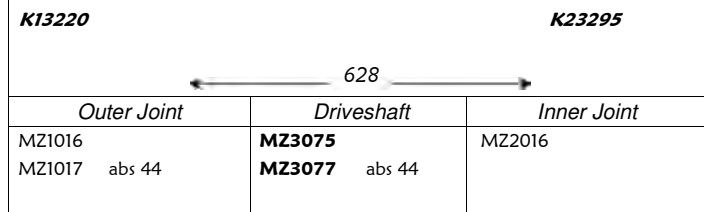
626 IV (Serie CBA - Front)

kW	da:	a:	Cambio	Telaio
	from:	to:	Gearbox	Chassis

A	B	C	D	F	H	Fig	N	O	P	Q	R	S	T	Fig
28	23	56	87	M22x1.5	90	3	28	23	35	82	30	66	42	4

1.8	66/77	08.91	04.97	-	-
2.0 i	85	04.90	04.97	-	-

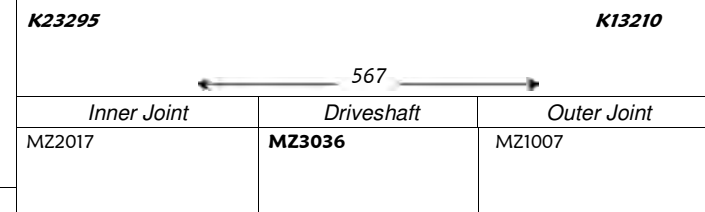
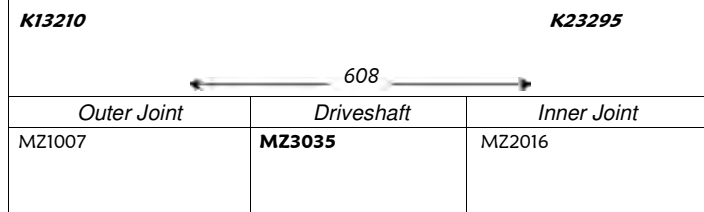
A	B	C	D	F	H	Fig	N	O	P	Q	R	S	T	Fig
28	23	56	87	M22x1.5	90	3	26	23	-	85	-	-	42	-



A	B	C	D	F	H	Fig	N	O	P	Q	R	S	T	Fig
26	23	56	83	M22x1.5	93	2	28	23	35	82	30	66	-	-

2.0 D Complex	55	10.92	04.97	-	-
---------------	----	-------	-------	---	---

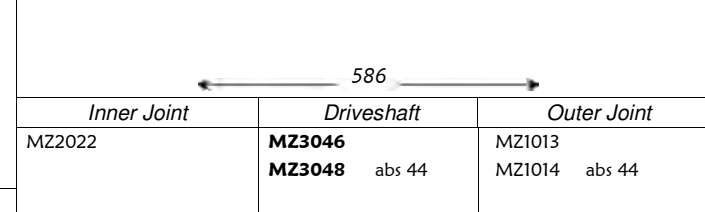
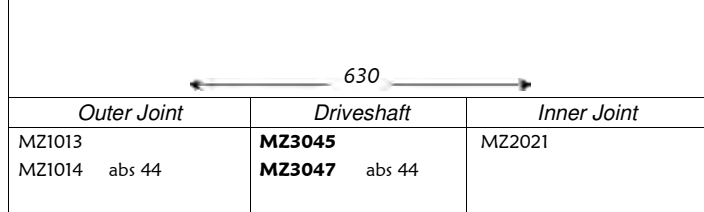
A	B	C	D	F	H	Fig	N	O	P	Q	R	S	T	Fig
26	23	56	83	M22x1.5	93	2	26	23	-	85	-	-	-	-



A	B	C	D	F	H	Fig	N	O	P	Q	R	S	T	Fig
28	26	56	94	M22x1.5	92	3	28	26	35	88	82	-	-	-

2.5 24V	120	01.92	04.97	-	-
---------	-----	-------	-------	---	---

A	B	C	D	F	H	Fig	N	O	P	Q	R	S	T	Fig
28	26	56	94	M22x1.5	92	3	26	26	-	88	-	-	-	4



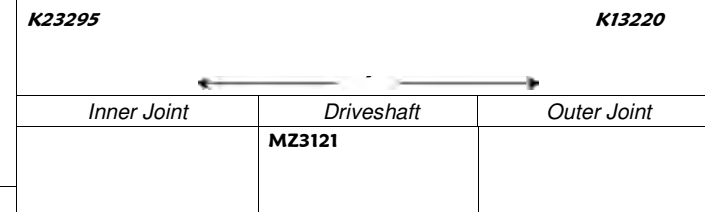
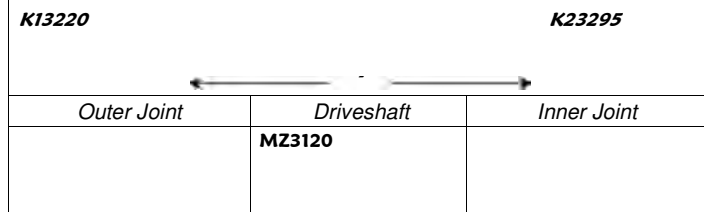
626 IV (Serie GE - Front)

kW	da:	a:	Cambio	Telaio
	from:	to:	Gearbox	Chassis

A	B	C	D	F	H	Fig	N	O	P	Q	R	S	T	Fig
-	-	-	-	-	-	-	-	-	-	-	-	-	-	-

1.8	66/77	02.91	---	-	-
-----	-------	-------	-----	---	---

A	B	C	D	F	H	Fig	N	O	P	Q	R	S	T	Fig
-	-	-	-	-	-	-	-	-	-	-	-	-	-	-





Sinistra / Left

Mazda

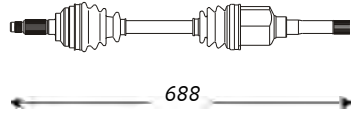
Destra / Right



626 IV (Serie GE - Front)

A	B	C	D	F	H	Fig	N	O	P	Q	R	S	T	Fig
28	32	56	-	-	-	-	-	-	-	-	-	-	-	-

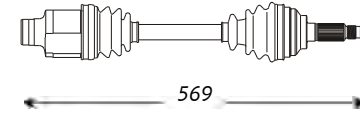
1.8 Aut. kW 77 da: 01.92 a: 04.97 Cambio - - Telaio Chassis



Outer Joint	Driveshaft	Inner Joint
MZ1045 MZ1046 abs 44	MZ3150 MZ3152 abs 44	

Note : -

A	B	C	D	F	H	Fig	N	O	P	Q	R	S	T	Fig
28	32	56	-	-	-	-	-	-	-	-	-	-	-	-




Inner Joint	Driveshaft	Outer Joint
	MZ3151 MZ3153 abs 44	MZ1045 MZ1046 abs 44

929 III (Serie HC - Front)

A	B	C	D	F	H	Fig	N	O	P	Q	R	S	T	Fig
28	26	58	90	-	-	-	-	26	-	131.5	24	-	-	-


3.0 kW 125 da: 01.88 a: 12.91 Cambio - - Telaio Chassis



Outer Joint	Driveshaft	Inner Joint
MZ1026	MZ3079	MZ2034

Note : -

A	B	C	D	F	H	Fig	N	O	P	Q	R	S	T	Fig
28	26	58	90	-	-	-	-	26	-	131.5	24	-	-	-




Inner Joint	Driveshaft	Outer Joint
MZ2034	MZ3079	MZ1026

Demio (Serie DW - Front)

A	B	C	D	F	H	Fig	N	O	P	Q	R	S	T	Fig
-	-	-	-	-	-	-	-	-	-	-	-	-	-	-


1.3 kW 46 da: 03.98 a: --- Cambio - - Telaio Chassis



Outer Joint	Driveshaft	Inner Joint
MZ1048	MZ3166	

Note : -

A	B	C	D	F	H	Fig	N	O	P	Q	R	S	T	Fig
-	-	-	-	-	-	-	-	-	-	-	-	-	-	-



Inner Joint	Driveshaft	Outer Joint
	MZ3170	MZ1048



Sinistra / Left

Mazda

Destra / Right





MX3 (Serie EC13 - Front)

A	B	C	D	F	H	Fig	N	O	P	Q	R	S	T	Fig
26	22	56	79	M22x1.5	93	3	24	30	35	79	-	-	34.5	5

kW	da: from:	a: to:	Cambio Gearbox	Telaio Chassis
1.5 16V	-	09.91	--	-
1.6 i	65	07.91	12.93	-
1.6 i	79	01.94	--	-
1.8 i 24V	98	01.92	12.94	-

A	B	C	D	F	H	Fig	N	O	P	Q	R	S	T	Fig
26	22	56	79	M22x1.5	93	3	26	30	-	79	-	-	34.5	5



Outer Joint	Driveshaft	Inner Joint
MZ1006 MZ1032 abs 44	MZ3122 MZ3084 abs 44	MZ2025

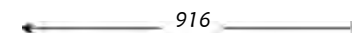



Inner Joint	Driveshaft	Outer Joint
MZ2026	MZ3123 MZ3085 abs 44	MZ1006 MZ1032 abs 44

Note : -

A	B	C	D	F	H	Fig	N	O	P	Q	R	S	T	Fig
26	22	56	79	M22x1.5	93	3	-	-	-	-	-	-	-	-

kW	da: from:	a: to:	Cambio Gearbox	Telaio Chassis
1.6 i DOHC	65	07.91	--	-

A	B	C	D	F	H	Fig	N	O	P	Q	R	S	T	Fig
26	22	56	79	M22x1.5	93	3	-	-	-	-	-	-	-	-



Outer Joint	Driveshaft	Inner Joint
MZ1006 MZ1032 abs 44	MZ3144 MZ3142 abs 44	

Inner Joint	Driveshaft	Outer Joint
	MZ3145 MZ3143 abs 44	MZ1006 MZ1032 abs 44

Note : -

MX6 (Serie FS - Front)

A	B	C	D	F	H	Fig	N	O	P	Q	R	S	T	Fig
-	-	-	-	-	-	-	-	-	-	-	-	-	-	-

kW	da: from:	a: to:	Cambio Gearbox	Telaio Chassis
1.8	77	11.91	--	-

A	B	C	D	F	H	Fig	N	O	P	Q	R	S	T	Fig
-	-	-	-	-	-	-	-	-	-	-	-	-	-	-

Outer Joint	Driveshaft	Inner Joint
MZ1038 abs 44	MZ3102 abs 44	

Inner Joint	Driveshaft	Outer Joint
	MZ3103 abs 44	MZ1038 abs 44

Note : -

A	B	C	D	F	H	Fig	N	O	P	Q	R	S	T	Fig
28	26	56	94	M22x1.5	92	3	28	23	35	82	30	66	-	-

kW	da: from:	a: to:	Cambio Gearbox	Telaio Chassis
2.0	85	11.87	07.91	-
2.2	-	11.87	07.91	-

A	B	C	D	F	H	Fig	N	O	P	Q	R	S	T	Fig
28	26	56	94	M22x1.5	92	3	26	23	-	85	-	-	-	-

Outer Joint	Driveshaft	Inner Joint
MZ1013 MZ1014 abs 44	MZ3124 MZ3126 abs 44	MZ2016

Inner Joint	Driveshaft	Outer Joint
MZ2017	MZ3125 MZ3127 abs 44	MZ1013 MZ1014 abs 44

Note : -



Sinistra / Left

Mazda

Destra / Right




MX6 (Serie GD - Front)

A	B	C	D	F	H	Fig	N	O	P	Q	R	S	T	Fig
26	23	56	83	M22x1.5	93	2	26	25	-	85	-	-	-	-

	kW	da: from:	a: to:	Cambio Gearbox	Telaio Chassis
1.6	65	09.88	--	-	-
1.6 Aut.	65	09.88	--	-	-
1.8	65	09.88	--	-	-
1.8 Aut.	65	09.88	--	-	-

A	B	C	D	F	H	Fig	N	O	P	Q	R	S	T	Fig
26	23	56	83	M22x1.5	93	2	24	25	-	85	-	-	-	-

K13220



605

Outer Joint

Driveshaft

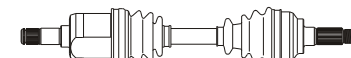
Inner Joint

MZ1007
MZ1043 abs 44

MZ3023
MZ3146 abs 44

MZ2010

Note : -



550

Inner Joint

Driveshaft

Outer Joint

MZ2011

MZ3024
MZ3147 abs 44

MZ1007
MZ1043 abs 44

A	B	C	D	F	H	Fig	N	O	P	Q	R	S	T	Fig
28	26	56	94	M22x1.5	92	3	28	26	35	88	82	-	-	-

	kW	da: from:	a: to:	Cambio Gearbox	Telaio Chassis
2.5 24V	121	02.92	--	-	-

A	B	C	D	F	H	Fig	N	O	P	Q	R	S	T	Fig
28	26	56	94	M22x1.5	92	3	26	26	-	88	-	-	-	-

K13220

K21680



Outer Joint

Driveshaft

Inner Joint

MZ1013
MZ1014 abs 44

MZ3128
MZ3130 abs 44

MZ2021

Note : -

K21680

K13220



Inner Joint

Driveshaft

Outer Joint

MZ2022

MZ3129
MZ3131 abs 44


MZ1013
MZ1014 abs 44

MX6 (Serie GE - Front)

A	B	C	D	F	H	Fig	N	O	P	Q	R	S	T	Fig
28	23	56	87	M22x1.5	90	3	-	-	-	-	-	-	-	-

	kW	da: from:	a: to:	Cambio Gearbox	Telaio Chassis
2.0	85	02.92	01.97	-	-

A	B	C	D	F	H	Fig	N	O	P	Q	R	S	T	Fig
28	23	56	87	M22x1.5	90	3	-	-	-	-	-	-	-	-



636

Outer Joint

Driveshaft

Inner Joint

MZ1016
MZ1017 abs 44

MZ3154
MZ3156 abs 44

Note : -

Inner Joint

Driveshaft

Outer Joint

MZ1016

MZ3155
MZ3157 abs 44

MZ1017 abs 44



Sinistra / Left

Mazda

Destra / Right



Premacy (Serie CP - Front)

														kW	da:	a:	Cambio	Telaio																		
														from:	to:	Gearbox	Chassis																			
A	B	C	D	F	H	Fig	N	O	P	Q	R	S	T	Fig							A	B	C	D	F	H	Fig	N	O	P	Q	R	S	T	Fig	
26	29	56	-	-	-	3	-	-	-	-	-	-	-	-	1.9	74	07.99	--	-	-		26	29	56	-	-	-	3	-	-	-	-	-	-	-	-
														1.9	84	07.99	--	-	-																	
←-----→														←-----→																						
Outer Joint				Driveshaft				Inner Joint						Inner Joint				Driveshaft				Outer Joint														
MZ1047				MZ3158														MZ3159				MZ1047														
														Note : -																						
A	B	C	D	F	H	Fig	N	O	P	Q	R	S	T	Fig	2.0 TD	66	10.99	07.00	-	-	A	B	C	D	F	H	Fig	N	O	P	Q	R	S	T	Fig	
26	29	56	-	-	-	3	-	-	-	-	-	-	-	-	2.0 TD	74	07.00	--	-	-	26	29	56	-	-	-	3	-	-	-	-	-	-	-	-	
←-----→														←-----→																						
Outer Joint				Driveshaft				Inner Joint						Inner Joint				Driveshaft				Outer Joint														
MZ1047				MZ3160														MZ3161				MZ1047														
														Note : -																						

Telstar (Front)

														kW	da:	a:	Cambio	Telaio																	
														from:	to:	Gearbox	Chassis																		
A	B	C	D	F	H	Fig	N	O	P	Q	R	S	T	Fig							A	B	C	D	F	H	Fig	N	O	P	Q	R	S	T	Fig
26	23	56	83	M22x1.5	93	2	-	-	-	-	-	-	-	-	-	-	--	--	-	-	26	23	56	83	M22x1.5	93	2	-	-	-	-	-	-	-	
←-----→														←-----→																					
Outer Joint				Driveshaft				Inner Joint						Inner Joint				Driveshaft				Outer Joint													
MZ1007				MZ3164														MZ3165				MZ1007													
														Note : -																					



Sinistra / Left

Mazda

Destra / Right



Xedos 6 (Serie CA12B - Front)

kW *da:* *a:* *Cambio* *Telaio*
from: *to:* *Gearbox* *Chassis*

A	B	C	D	F	H	Fig	N	O	P	Q	R	S	T	Fig											A	B	C	D	F	H	Fig	N	O	P	Q	R	S	T	Fig																				
28	23	56	87	M22x1.5	90	3	28	23	35	82	30	66	42	4	2.0 V6	103/106	05.92	--	--	-	-	-	-	-	-	-	-	-	-	-	-	-	28	23	56	87	M22x1.5	90	3	26	23	-	85	-	-	-	42	-											
K13220															K23295															K23295															K13220														
← 628 →															← 582 →																																												
<i>Outer Joint</i>					<i>Driveshaft</i>					<i>Inner Joint</i>															<i>Inner Joint</i>					<i>Driveshaft</i>					<i>Outer Joint</i>																								
MZ1016					MZ3075					MZ2016															MZ2017					MZ3076					MZ1016																								
MZ1017 abs 44					MZ3104 abs 44																									MZ3105 abs 44					MZ1017 abs 44																								
Note : -																																																											



Sinistra / Left

Mercedes

Destra / Right

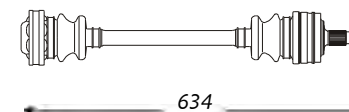
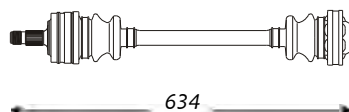


190 (MT/AT) (Serie 201 - Rear)

A	B	C	D	F	H	Fig	N	O	P	Q	R	S	T	Fig
25		62.3	95	M24x1.5	68		-	25	-	100	-	-	-	-

	kW	da: from:	a: to:	Cambio Gearbox	Telaio Chassis
1.8 E	80	04.90	08.93	-	-
2.0	66	10.82	10.84	-	-
2.0 D	53/55	08.83	08.93	-	-
2.0 E	83/90	10.82	08.83	-	-
2.3 E	97/100	09.86	08.93	-	-
2.5 D	66/69	04.85	08.93	-	-

A	B	C	D	F	H	Fig	N	O	P	Q	R	S	T	Fig
25		62.3	95	M24x1.5	68		-	25	-	100	-	-	-	-



Outer Joint	Driveshaft	Inner Joint
	ME3007	ME2002

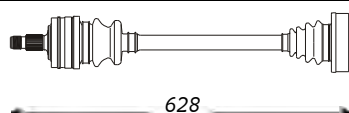
Inner Joint	Driveshaft	Outer Joint
ME2002	ME3007	

Note : -

A	B	C	D	F	H	Fig	N	O	P	Q	R	S	T	Fig
25		61	102	M24x1.5	68		-	27	-	108	-	-	-	-

2.5 TD	83/90	08.88	08.93	-	-
2.6 E	122	01.86	05.93	-	-

A	B	C	D	F	H	Fig	N	O	P	Q	R	S	T	Fig
25		61	102	M24x1.5	68		-	27	-	108	-	-	-	-



Outer Joint	Driveshaft	Inner Joint
	ME3031	ME2001

Inner Joint	Driveshaft	Outer Joint
ME2001	ME3031	

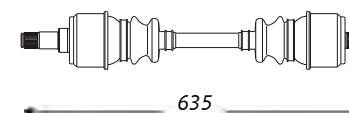
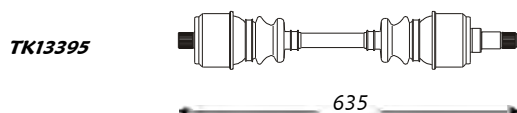
Note : -

200 (MT/AT) (Serie 123 - Rear)

A	B	C	D	F	H	Fig	N	O	P	Q	R	S	T	Fig
27		33.5	100	M12x1.25	30.5		27		45	100	25	70	-	-

	kW	da: from:	a: to:	Cambio Gearbox	Telaio Chassis
2.0	62/70	01.76	12.84	-	-
2.0 D	40/49	01.76	12.84	-	-

A	B	C	D	F	H	Fig	N	O	P	Q	R	S	T	Fig
27		33.5	100	M12x1.25	30.5		27		45	100	25	70	-	-



Outer Joint	Driveshaft	Inner Joint
	ME3001	

Inner Joint	Driveshaft	Outer Joint
	ME3001	

Note : -



Sinistra / Left

Mercedes

Destra / Right

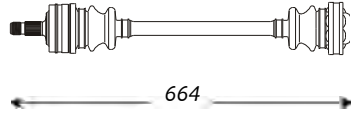


200 (MT/AT) (Serie 124 - Rear)

A	B	C	D	F	H	Fig	N	O	P	Q	R	S	T	Fig
25		62.3	95	M24x1.5	68		-	25	-	100	-	-	-	-

kW	da: from:	a: to:	Cambio Gearbox	Telaio Chassis
2.0	75/80	01.85 06.95	- -	
2.0 D	53/55	01.85 06.95	- -	

A	B	C	D	F	H	Fig	N	O	P	Q	R	S	T	Fig
25		62.3	95	M24x1.5	68		-	25	-	100	-	-	-	-



664

Outer Joint

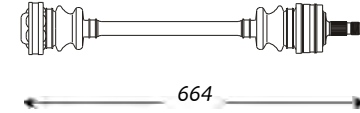
Driveshaft

Inner Joint

ME3009

ME2002

Note : -



664

Inner Joint

Driveshaft

Outer Joint

ME2002

ME3009

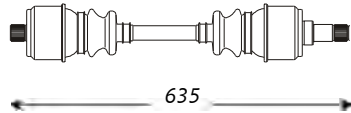
220 (MT/AT) (Serie 115/123 - Rear)

A	B	C	D	F	H	Fig	N	O	P	Q	R	S	T	Fig
27		33.5	100	M12x1.25	30.5		27		45	100	25	70	-	-

kW	da: from:	a: to:	Cambio Gearbox	Telaio Chassis
2.2	77	01.68 01.74	- -	
2.2 D	44	01.68 12.84	- -	

A	B	C	D	F	H	Fig	N	O	P	Q	R	S	T	Fig
27		33.5	100	M12x1.25	30.5		27		45	100	25	70	-	-

TK13395



635

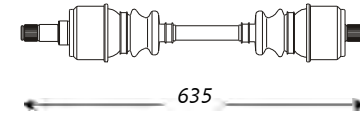
Outer Joint

Driveshaft

Inner Joint

ME3001

Note : -



635

Inner Joint

Driveshaft

Outer Joint

ME3001

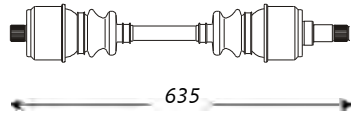
230 (MT/AT) (Serie 123 - Rear)

A	B	C	D	F	H	Fig	N	O	P	Q	R	S	T	Fig
27		33.5	100	M12x1.25	30.5		27		45	100	25	70	-	-

kW	da: from:	a: to:	Cambio Gearbox	Telaio Chassis
2.3	80/81	01.76 12.84	- -	

A	B	C	D	F	H	Fig	N	O	P	Q	R	S	T	Fig
27		33.5	100	M12x1.25	30.5		27		45	100	25	70	-	-

TK13395



635

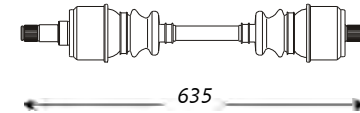
Outer Joint

Driveshaft

Inner Joint

ME3001

Note : -



635

Inner Joint

Driveshaft

Outer Joint

ME3001



Sinistra / Left

Mercedes

Destra / Right

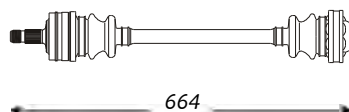


230 (MT/AT) (Serie 124 - Rear)

A	B	C	D	F	H	Fig	N	O	P	Q	R	S	T	Fig
25		62.3	95	M24x1.5	68		-	25	-	100	-	-	-	-

kW	da: from:	a: to:	Cambio Gearbox	Telaio Chassis
2.3 E	90/92	01.85 06.95	- -	
2.3 E	93/100	01.85 06.95	- -	


A	B	C	D	F	H	Fig	N	O	P	Q	R	S	T	Fig
25		62.3	95	M24x1.5	68		-	25	-	100	-	-	-	-



664

Outer Joint	Driveshaft	Inner Joint
	ME3009	ME2002

Note : -



664

Inner Joint	Driveshaft	Outer Joint
ME2002	ME3009	

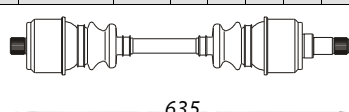
240 (MT/AT) (Serie 123 - Rear)

A	B	C	D	F	H	Fig	N	O	P	Q	R	S	T	Fig
27		33.5	100	M12x1.25	30.5		27		45	100	25	70	-	-

kW	da: from:	a: to:	Cambio Gearbox	Telaio Chassis
2.4 D	53	01.76 12.84	- -	

A	B	C	D	F	H	Fig	N	O	P	Q	R	S	T	Fig
27		33.5	100	M12x1.25	30.5		27		45	100	25	70	-	-

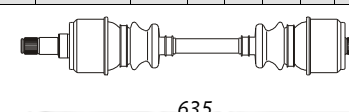
TK13395



635

Outer Joint	Driveshaft	Inner Joint
	ME3001	

Note : -



635

Inner Joint	Driveshaft	Outer Joint
	ME3001	

TK13395

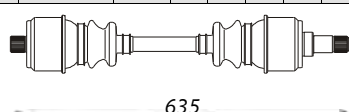
250 (MT/AT) (Serie 114/123 - Rear)

A	B	C	D	F	H	Fig	N	O	P	Q	R	S	T	Fig
27		33.5	100	M12x1.25	30.5		27		45	100	25	70	-	-

kW	da: from:	a: to:	Cambio Gearbox	Telaio Chassis
2.5	86/103	01.68 01.72	- -	

A	B	C	D	F	H	Fig	N	O	P	Q	R	S	T	Fig
27		33.5	100	M12x1.25	30.5		27		45	100	25	70	-	-

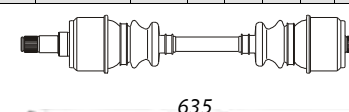
TK13395



635

Outer Joint	Driveshaft	Inner Joint
	ME3001	

Note : -



635

Inner Joint	Driveshaft	Outer Joint
	ME3001	

TK13395



Sinistra / Left

Mercedes

Destra / Right



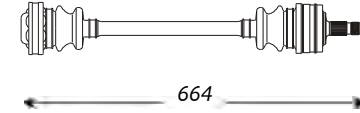
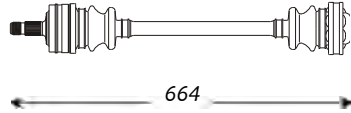
250 (MT/AT) (Serie 124 - Rear)

kW *da:* *a:* *Cambio* *Telaio*
from: *to:* *Gearbox* *Chassis*

A	B	C	D	F	H	Fig	N	O	P	Q	R	S	T	Fig
25		62.3	95	M24x1.5	68		-	25	-	100	-	-	-	-

2.5 D 66/69 01.85 06.95 - -

A	B	C	D	F	H	Fig	N	O	P	Q	R	S	T	Fig
25		62.3	95	M24x1.5	68		-	25	-	100	-	-	-	-



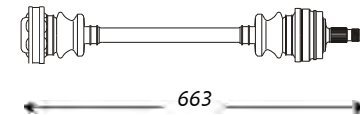
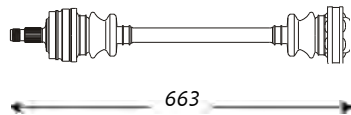
Outer Joint	Driveshaft	Inner Joint
	ME3009	ME2002
<i>Note:</i> -		

Inner Joint	Driveshaft	Outer Joint
ME2002	ME3009	
<i>Note:</i> -		

A	B	C	D	F	H	Fig	N	O	P	Q	R	S	T	Fig
25		95	-	-	70		-	27	-	108	-	-	-	-

2.5 TD 93 01.85 06.95 - -

A	B	C	D	F	H	Fig	N	O	P	Q	R	S	T	Fig
25		95	-	-	70		-	27	-	108	-	-	-	-



Outer Joint	Driveshaft	Inner Joint
	ME3011	ME2001
<i>Note:</i> -		

Inner Joint	Driveshaft	Outer Joint
ME2001	ME3011	
<i>Note:</i> -		

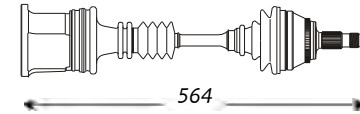
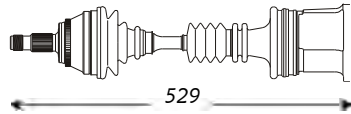
260 (MT/AT) (Serie 124 - Front)

kW *da:* *a:* *Cambio* *Telaio*
from: *to:* *Gearbox* *Chassis*

A	B	C	D	F	H	Fig	N	O	P	Q	R	S	T	Fig
25	28	62.5	98	M24x1.5	72	1	-	-	-	105	-	120	34	5

2.6 E 4-Matic 118 09.86 06.93 - -

A	B	C	D	F	H	Fig	N	O	P	Q	R	S	T	Fig
25	28	62.5	98	M24x1.5	72	1	-	-	-	105	-	120	34	5



Outer Joint	Driveshaft	Inner Joint
ME1007 abs 96	ME3018 abs 96	
<i>Note:</i> -		

Inner Joint	Driveshaft	Outer Joint
	ME3019 abs 96	ME1007 abs 96
<i>Note:</i> -		



Sinistra / Left

Mercedes

Destra / Right



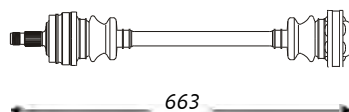
260 (MT/AT) (Serie 124 - Rear)

<i>kW</i>	<i>da:</i>	<i>a:</i>	<i>Cambio</i>	<i>Telaio</i>
	<i>from:</i>	<i>to:</i>	<i>Gearbox</i>	<i>Chassis</i>

A	B	C	D	F	H	Fig	N	O	P	Q	R	S	T	Fig
25		95	-	-	70		-	27	-	108	-	-	-	-

2.6 E	118/122	01.85	06.95	-	-
-------	---------	-------	-------	---	---

A	B	C	D	F	H	Fig	N	O	P	Q	R	S	T	Fig
25		95	-	-	70		-	27	-	108	-	-	-	-



663

Outer Joint	Driveshaft	Inner Joint
	ME3011	ME2001

Note : -



663

Inner Joint	Driveshaft	Outer Joint
ME2001	ME3011	

280 (MT/AT) (Serie 114/123 - Rear)

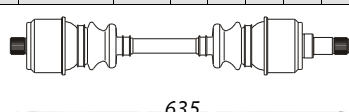
<i>kW</i>	<i>da:</i>	<i>a:</i>	<i>Cambio</i>	<i>Telaio</i>
	<i>from:</i>	<i>to:</i>	<i>Gearbox</i>	<i>Chassis</i>

A	B	C	D	F	H	Fig	N	O	P	Q	R	S	T	Fig
27		33.5	100	M12x1.25	30.5		27		45	100	25	70	-	-

2.8	-	---	12.84	-	-
-----	---	-----	-------	---	---

A	B	C	D	F	H	Fig	N	O	P	Q	R	S	T	Fig
27		33.5	100	M12x1.25	30.5		27		45	100	25	70	-	-

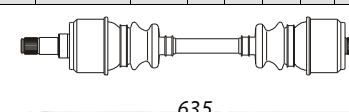
TK13395



635

Outer Joint	Driveshaft	Inner Joint
	ME3001	

Note : -



635

Inner Joint	Driveshaft	Outer Joint
	ME3001	

TK13395

280 (MT/AT) (Serie 116/126 - Rear)

<i>kW</i>	<i>da:</i>	<i>a:</i>	<i>Cambio</i>	<i>Telaio</i>
	<i>from:</i>	<i>to:</i>	<i>Gearbox</i>	<i>Chassis</i>

A	B	C	D	F	H	Fig	N	O	P	Q	R	S	T	Fig
27		33.5	100	M12x1.25	30.5		27		45	100	25	70	-	-

2.8	-	01.86	06.91	-	-
-----	---	-------	-------	---	---

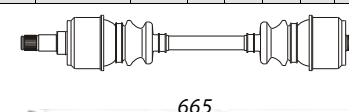
A	B	C	D	F	H	Fig	N	O	P	Q	R	S	T	Fig
27		33.5	100	M12x1.25	30.5		27		45	100	25	70	-	-



665

Outer Joint	Driveshaft	Inner Joint
	ME3006	

Note : -



665

Inner Joint	Driveshaft	Outer Joint
	ME3006	



Sinistra / Left

Mercedes

Destra / Right

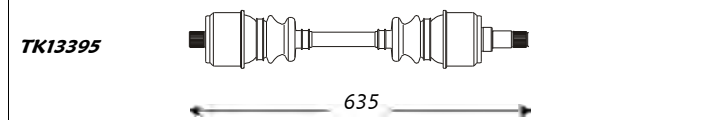


300 (MT/AT) (Serie 123 - Rear)

A	B	C	D	F	H	Fig	N	O	P	Q	R	S	T	Fig
27		33.5	100	M12x1.25	30.5		27		45	100	25	70	-	-

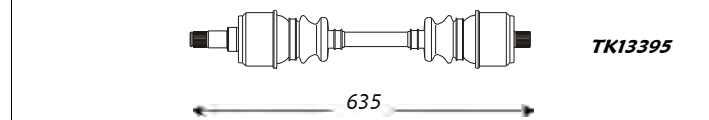
kW	da:	a:	Cambio	Telaio
	from:	to:	Gearbox	Chassis
3.0 D	59/65	02.76	11.85	-
3.0 TD	92	08.81	07.85	-

A	B	C	D	F	H	Fig	N	O	P	Q	R	S	T	Fig
27		33.5	100	M12x1.25	30.5		27		45	100	25	70	-	-



Outer Joint	Driveshaft	Inner Joint
	ME3001	

Note : -



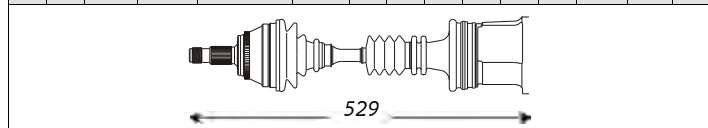
Inner Joint	Driveshaft	Outer Joint
	ME3001	

300 (MT/AT) (Serie 124 - Front)

A	B	C	D	F	H	Fig	N	O	P	Q	R	S	T	Fig
25	28	62.5	98	M24x1.5	72	1	-		-	105	-	120	34	5

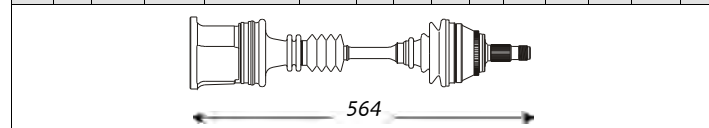
kW	da:	a:	Cambio	Telaio
	from:	to:	Gearbox	Chassis
3.0 D 4-Matic	-	09.86	06.93	-
3.0 D 4-Matic	80/83	09.86	06.95	-
3.0 E 4-Matic	132	09.86	06.93	-
3.0 TD 4-Matic	105/108	09.86	06.93	-

A	B	C	D	F	H	Fig	N	O	P	Q	R	S	T	Fig
25	28	62.5	98	M24x1.5	72	1	-		-	105	-	120	34	5



Outer Joint	Driveshaft	Inner Joint
ME1007 abs 96	ME3018 abs 96	

Note : -



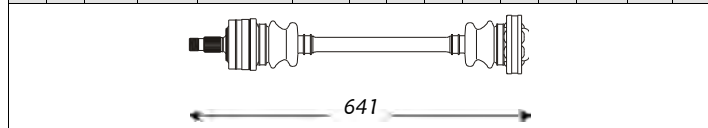
Inner Joint	Driveshaft	Outer Joint
	ME3019 abs 96	ME1007 abs 96

300 (MT/AT) (Serie 124 - Rear)

A	B	C	D	F	H	Fig	N	O	P	Q	R	S	T	Fig
-	-	-	-	-	-	-	-	27	-	108	-	-	-	-

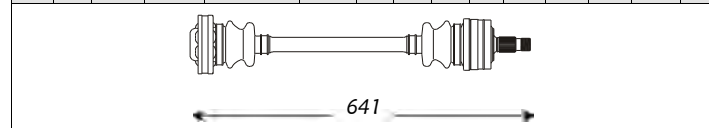
kW	da:	a:	Cambio	Telaio
	from:	to:	Gearbox	Chassis
3.0 (ASR)	138/162	01.85	06.95	-

A	B	C	D	F	H	Fig	N	O	P	Q	R	S	T	Fig
-	-	-	-	-	-	-	-	27	-	108	-	-	-	-



Outer Joint	Driveshaft	Inner Joint
	ME3032	ME2001

Note : With ASR



Inner Joint	Driveshaft	Outer Joint
ME2001	ME3032	



Sinistra / Left

Mercedes

Destra / Right

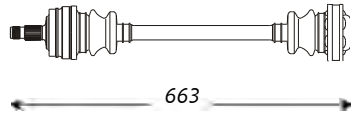


300 (MT/AT) (Serie 124 - Rear)

A	B	C	D	F	H	Fig	N	O	P	Q	R	S	T	Fig
25		95	-	-	70		-	27	-	108	-	-	-	-

kW	da: from:	a: to:	Cambio Gearbox	Telaio Chassis
3.0 D	80/83	01.85 06.95	- -	
3.0 E	132	01.85 06.95	- -	
3.0 TD	105/108	01.85 06.95	- -	

A	B	C	D	F	H	Fig	N	O	P	Q	R	S	T	Fig
25		95	-	-	70		-	27	-	108	-	-	-	-



663

Outer Joint

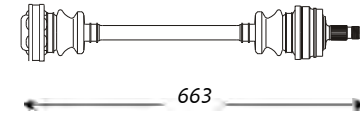
Driveshaft

Inner Joint

ME3011

ME2001

Note : W/o ASR



663

Inner Joint

Driveshaft

Outer Joint

ME2001

ME3011

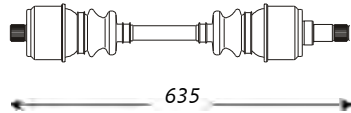
350 (MT/AT) (Serie 107 - Rear)

A	B	C	D	F	H	Fig	N	O	P	Q	R	S	T	Fig
27		33.5	100	M12x1.25	30.5		27		45	100	25	70	-	-

kW	da: from:	a: to:	Cambio Gearbox	Telaio Chassis
3.5	143/152	---	12.84 - -	

A	B	C	D	F	H	Fig	N	O	P	Q	R	S	T	Fig
27		33.5	100	M12x1.25	30.5		27		45	100	25	70	-	-

TK13395



635

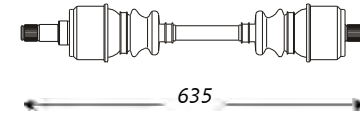
Outer Joint

Driveshaft

Inner Joint

ME3001

Note : -



635

Inner Joint

Driveshaft

Outer Joint

ME3001


TK13395

380 (MT/AT) (Serie 107 - Rear)

A	B	C	D	F	H	Fig	N	O	P	Q	R	S	T	Fig
27		33.5	100	M12x1.25	30.5		27		45	100	25	70	-	-

kW	da: from:	a: to:	Cambio Gearbox	Telaio Chassis
3.8	150/160	---	12.84 - -	

A	B	C	D	F	H	Fig	N	O	P	Q	R	S	T	Fig
27		33.5	100	M12x1.25	30.5		27		45	100	25	70	-	-



665

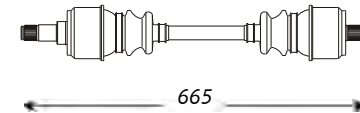
Outer Joint

Driveshaft

Inner Joint

ME3006

Note : -



665

Inner Joint

Driveshaft

Outer Joint

ME3006



Sinistra / Left

Mercedes

Destra / Right



380 (MT/AT) (Serie 126 - Rear)

<i>kW</i>	<i>da:</i>	<i>a:</i>	<i>Cambio</i>	<i>Telaio</i>
	<i>from:</i>	<i>to:</i>	<i>Gearbox</i>	<i>Chassis</i>

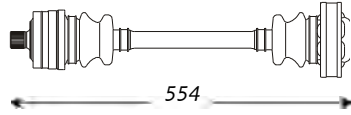
A	B	C	D	F	H	Fig	N	O	P	Q	R	S	T	Fig
27		60	102	M8x1.25	33		-	27	-	120	-	-	-	-

3.8

150 08.81 09.85 - -

A	B	C	D	F	H	Fig	N	O	P	Q	R	S	T	Fig
27		60	102	M8x1.25	33		-	27	-	120	-	-	-	-

TK13395



554

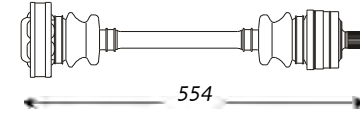
Outer Joint

Driveshaft

Inner Joint

	ME3015	ME2003
--	---------------	--------

Note : -



554

TK13395

Inner Joint

Driveshaft

Outer Joint

ME2003	ME3015	
--------	---------------	--

400 (MT/AT) (Serie 140 - Rear)

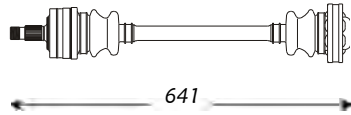
<i>kW</i>	<i>da:</i>	<i>a:</i>	<i>Cambio</i>	<i>Telaio</i>
	<i>from:</i>	<i>to:</i>	<i>Gearbox</i>	<i>Chassis</i>

A	B	C	D	F	H	Fig	N	O	P	Q	R	S	T	Fig
-	-	-	-	-	-	-	-	27	-	108	-	-	-	-

4.2

205/210 07.91 -- -- - -

A	B	C	D	F	H	Fig	N	O	P	Q	R	S	T	Fig
-	-	-	-	-	-	-	-	27	-	108	-	-	-	-



641

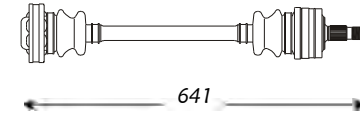
Outer Joint

Driveshaft

Inner Joint

	ME3032	ME2001
--	---------------	--------

Note : -



641

Inner Joint

Driveshaft

Outer Joint

ME2001	ME3032	
--------	---------------	--

500 (MT/AT) (Serie 107 - Rear)

<i>kW</i>	<i>da:</i>	<i>a:</i>	<i>Cambio</i>	<i>Telaio</i>
	<i>from:</i>	<i>to:</i>	<i>Gearbox</i>	<i>Chassis</i>

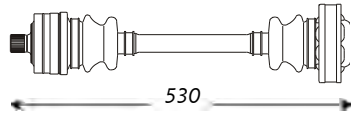
A	B	C	D	F	H	Fig	N	O	P	Q	R	S	T	Fig
27		34	102	M8	30		-	-	-	120	-	-	-	-

5.0

164/180 01.86 08.89 - -

A	B	C	D	F	H	Fig	N	O	P	Q	R	S	T	Fig
27		34	102	M8	30		-	-	-	120	-	-	-	-

TK13395



530

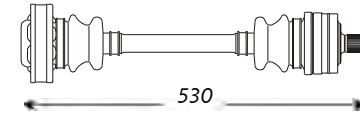
Outer Joint

Driveshaft

Inner Joint

	ME3023	
--	---------------	--

Note : -



530

TK13395

Inner Joint

Driveshaft

Outer Joint

	ME3023	
--	---------------	--



Sinistra / Left

Mercedes

Destra / Right



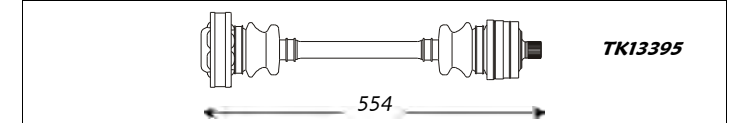
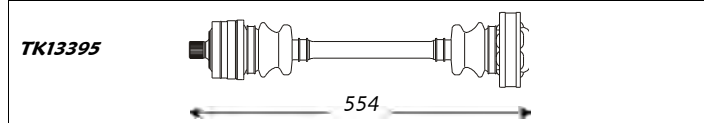
500 (MT/AT) (Serie 126 - Rear)

<i>kW</i>	<i>da:</i>	<i>a:</i>	<i>Cambio</i>	<i>Telaio</i>
	<i>from:</i>	<i>to:</i>	<i>Gearbox</i>	<i>Chassis</i>

A	B	C	D	F	H	Fig	N	O	P	Q	R	S	T	Fig
27		60	102	M8x1.25	33		-	27	-	120	-	-	-	-

5.0	164/195	08.81	11.91	-	-
-----	---------	-------	-------	---	---

A	B	C	D	F	H	Fig	N	O	P	Q	R	S	T	Fig
27		60	102	M8x1.25	33		-	27	-	120	-	-	-	-



Outer Joint	Driveshaft	Inner Joint
	ME3015	ME2003

Inner Joint	Driveshaft	Outer Joint
ME2003	ME3015	

Note : -

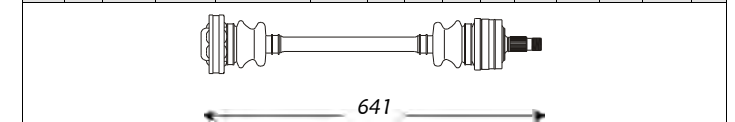
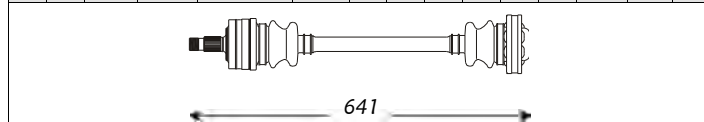
500 (MT/AT) (Serie 140 - Rear)

<i>kW</i>	<i>da:</i>	<i>a:</i>	<i>Cambio</i>	<i>Telaio</i>
	<i>from:</i>	<i>to:</i>	<i>Gearbox</i>	<i>Chassis</i>

A	B	C	D	F	H	Fig	N	O	P	Q	R	S	T	Fig
-	-	-	-	-	-	-	-	27	-	108	-	-	-	-

5.0	235/240	07.91	--	-	-
-----	---------	-------	----	---	---

A	B	C	D	F	H	Fig	N	O	P	Q	R	S	T	Fig
-	-	-	-	-	-	-	-	27	-	108	-	-	-	-



Outer Joint	Driveshaft	Inner Joint
	ME3032	ME2001

Inner Joint	Driveshaft	Outer Joint
ME2001	ME3032	

Note : -

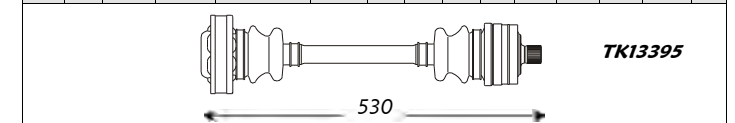
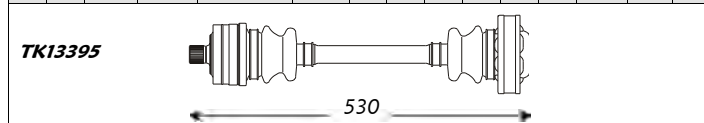
560 (MT/AT) (Serie 107 - Rear)

<i>kW</i>	<i>da:</i>	<i>a:</i>	<i>Cambio</i>	<i>Telaio</i>
	<i>from:</i>	<i>to:</i>	<i>Gearbox</i>	<i>Chassis</i>

A	B	C	D	F	H	Fig	N	O	P	Q	R	S	T	Fig
27		34	102	M8	30		-	-	-	120	-	-	-	-

5.6	-	01.86	08.89	-	-
-----	---	-------	-------	---	---

A	B	C	D	F	H	Fig	N	O	P	Q	R	S	T	Fig
27		34	102	M8	30		-	-	-	120	-	-	-	-



Outer Joint	Driveshaft	Inner Joint
	ME3023	

Inner Joint	Driveshaft	Outer Joint
	ME3023	

Note : -



Sinistra / Left

Mercedes

Destra / Right



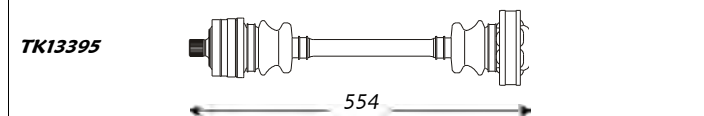
560 (MT/AT) (Serie 126 - Rear)

<i>kW</i>	<i>da:</i>	<i>a:</i>	<i>Cambio</i>	<i>Telaio</i>
	<i>from:</i>	<i>to:</i>	<i>Gearbox</i>	<i>Chassis</i>

A	B	C	D	F	H	Fig	N	O	P	Q	R	S	T	Fig
27		60	102	M8x1.25	33		-	27	-	120	-	-	-	-

5.6

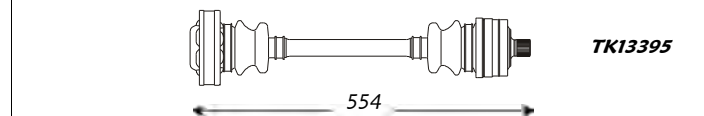
200/220 08.81 11.91 - -



Outer Joint	Driveshaft	Inner Joint
	ME3015	ME2003

Note : -

A	B	C	D	F	H	Fig	N	O	P	Q	R	S	T	Fig
27		60	102	M8x1.25	33		-	27	-	120	-	-	-	-



Inner Joint	Driveshaft	Outer Joint
ME2003	ME3015	

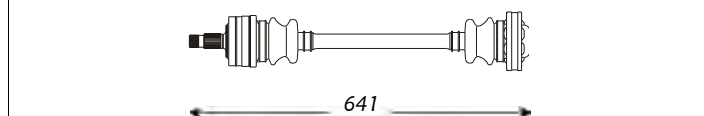
600 (MT/AT) (Serie 140 - Rear)

<i>kW</i>	<i>da:</i>	<i>a:</i>	<i>Cambio</i>	<i>Telaio</i>
	<i>from:</i>	<i>to:</i>	<i>Gearbox</i>	<i>Chassis</i>

A	B	C	D	F	H	Fig	N	O	P	Q	R	S	T	Fig
-		-	-	-	-		-	27	-	108	-	-	-	-

6.0

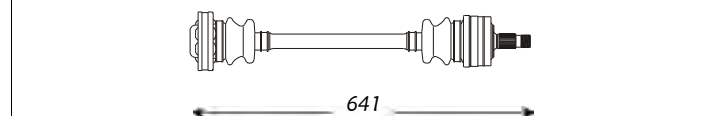
290/300 07.91 --- - -



Outer Joint	Driveshaft	Inner Joint
	ME3032	ME2001

Note : -

A	B	C	D	F	H	Fig	N	O	P	Q	R	S	T	Fig
-		-	-	-	-		-	27	-	108	-	-	-	-



Inner Joint	Driveshaft	Outer Joint
ME2001	ME3032	

Classe A (Serie 168 - Front)

<i>kW</i>	<i>da:</i>	<i>a:</i>	<i>Cambio</i>	<i>Telaio</i>
	<i>from:</i>	<i>to:</i>	<i>Gearbox</i>	<i>Chassis</i>

A	B	C	D	F	H	Fig	N	O	P	Q	R	S	T	Fig
24	27	57	77	M20x1.5	69	3	22		36	87	-	55	-	4

A 140

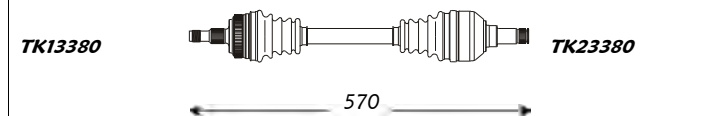
60 07.97 12.00 - -

A 160

75 07.97 12.00 - -

A 170 CDI

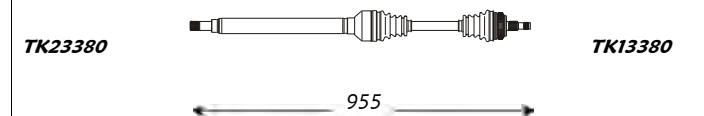
66 07.98 12.00 - -



Outer Joint	Driveshaft	Inner Joint
ME1013 abs 48	ME3041 abs 48	

Note : -

A	B	C	D	F	H	Fig	N	O	P	Q	R	S	T	Fig
24	27	57	77	M20x1.5	69	3	22		36	87	-	460	-	4



Inner Joint	Driveshaft	Outer Joint
	ME3042 abs 48	ME1013 abs 48



Sinistra / Left

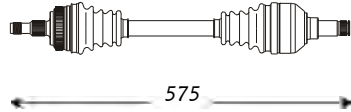
Mercedes

Destra / Right



Classe A (Serie 168 - Front)

A	B	C	D	F	H	Fig	N	O	P	Q	R	S	T	Fig
24	27	57	77	M20x1.5	69	3	22		36	76.5	-	55	-	4



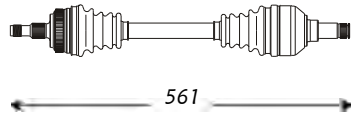
575

Outer Joint	Driveshaft	Inner Joint
ME1013 abs 48	ME3054 abs 48	

kW	da: from:	a: to:	Cambio Gearbox	Telaio Chassis
A 140	60	01.01	08.04	- -
A 160	75	01.01	08.04	- -
A 170 CDI	70	01.01	08.04	- -

Note : -

A	B	C	D	F	H	Fig	N	O	P	Q	R	S	T	Fig
24	27	57	77	M20x1.5	69	3	22		36	72	-	55	-	4



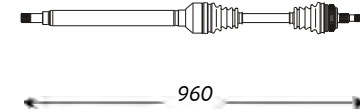
561

Outer Joint	Driveshaft	Inner Joint
ME1013 abs 48	ME3070 abs 48	

kW	da: from:	a: to:	Cambio Gearbox	Telaio Chassis
A 140 Aut.	60	01.01	----	- -
A 160 Aut.	75	07.97	----	- -
A 170 CDI Aut.	66/70	01.01	----	- -

Note : -

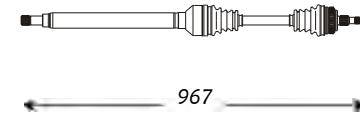
A	B	C	D	F	H	Fig	N	O	P	Q	R	S	T	Fig
24	27	57	77	M20x1.5	69	3	22		36	76.5	-	460	-	4



960

Inner Joint	Driveshaft	Outer Joint
	ME3055 abs 48	ME1013 abs 48

A	B	C	D	F	H	Fig	N	O	P	Q	R	S	T	Fig
24	27	57	77	M20x1.5	69	3	22		36	72	-	471	-	4

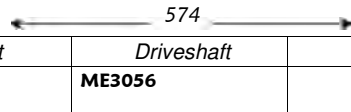


967

Inner Joint	Driveshaft	Outer Joint
	ME3071 abs 48	ME1013 abs 48

Classe A (Serie 169 - Front)

A	B	C	D	F	H	Fig	N	O	P	Q	R	S	T	Fig
25	27	60	82	M16x1.5	42	3	22		36	76.5	-	55	-	4



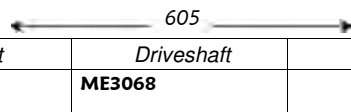
574

Outer Joint	Driveshaft	Inner Joint
ME1024	ME3056	

kW	da: from:	a: to:	Cambio Gearbox	Telaio Chassis
A 150	70	09.04	----	- -> J116409
A 160 CDI	60	09.04	----	- -> J116409
A 170	85	09.04	----	- -> J116409
A 200	100	09.04	----	- -> J116409

Note : Filetto Interno

A	B	C	D	F	H	Fig	N	O	P	Q	R	S	T	Fig
25	27	60	82	M20x1.5	73.7	3	22		36	76.5	-	55	-	4



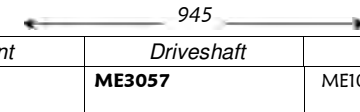
605

Outer Joint	Driveshaft	Inner Joint
ME1025	ME3068	

kW	da: from:	a: to:	Cambio Gearbox	Telaio Chassis
A 150	70	09.04	--..	- J116410->
A 160 CDI	60	09.04	--..	- J116410->
A 170	85	09.04	--..	- J116410->
A 200	100	09.04	--..	- J116410->

Note : Filetto Esterno

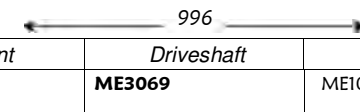
A	B	C	D	F	H	Fig	N	O	P	Q	R	S	T	Fig
25	27	60	82	M16x1.5	42	3	22		36	76.5	-	460	-	4



945

Inner Joint	Driveshaft	Outer Joint
	ME3057	ME1024

A	B	C	D	F	H	Fig	N	O	P	Q	R	S	T	Fig
25	27	60	82	M20x1.5	73.7	3	22		36	76.5	-	460	-	4



996

Inner Joint	Driveshaft	Outer Joint
	ME3069	ME1025



Sinistra / Left

Mercedes

Destra / Right



Classe A (Serie 169 - Front)

A	B	C	D	F	H	Fig	N	O	P	Q	R	S	T	Fig
25	27	60	82	M20x1.5	73.7	3	27		38	-	-	62	-	4

	kW	da: from:	a: to:	Cambio Gearbox	Telaio Chassis
A 150 Aut.	70	09.04	--	-	-
A 160 CDI Aut.	60	09.04	--	-	-
A 170 Aut.	85	09.04	--	-	-
A 200 Aut.	100	09.04	----	-	-

A	B	C	D	F	H	Fig	N	O	P	Q	R	S	T	Fig
25	27	60	82	M20x1.5	73.7	3	27		38	-	-	422	-	4

← 614 →

Outer Joint	Driveshaft	Inner Joint
ME1025	ME3060	

Note : Filetto Esterno

← 952 →

Inner Joint	Driveshaft	Outer Joint
	ME3061	ME1025

A	B	C	D	F	H	Fig	N	O	P	Q	R	S	T	Fig
25	25	60	89	M16x1.5	42	3	27		38	84	-	62	-	4

A 180 CDI	80	09.04	--	-	-> J116409
A 200 CDI	103	09.04	--	-	-> J116409

A	B	C	D	F	H	Fig	N	O	P	Q	R	S	T	Fig
25	25	60	89	M16x1.5	42	3	27		38	84	-	476	-	4

← 552 →

Outer Joint	Driveshaft	Inner Joint
ME1021	ME3058	

Note : Filetto Interno

← 958 →

Inner Joint	Driveshaft	Outer Joint
	ME3059	ME1021

A	B	C	D	F	H	Fig	N	O	P	Q	R	S	T	Fig
25	25	60	89	M20x1.5	74	-	27		38	84	-	62	-	4

A 180 CDI	80	09.04	----	-	J116410->
A 200 CDI	103	09.04	--	-	J116410->

A	B	C	D	F	H	Fig	N	O	P	Q	R	S	T	Fig
25	25	60	89	M20x1.5	74	-	27		38	84	-	476	-	4

← 584 →

Outer Joint	Driveshaft	Inner Joint
ME1020	ME3052	

Note : Filetto Esterno

← 990 →

Inner Joint	Driveshaft	Outer Joint
	ME3053	ME1020

A	B	C	D	F	H	Fig	N	O	P	Q	R	S	T	Fig
25	25	60	89	M16x1.5	42	3	27		38	89	-	62	-	5

A 180 CDI Aut.	80	09.04	----	-	-> J116409
A 200 CDI Aut.	103	09.04	----	-	-> J116409

A	B	C	D	F	H	Fig	N	O	P	Q	R	S	T	Fig
25	25	60	89	M16x1.5	42	3	27		38	89	-	422	-	5

← 579 →

Outer Joint	Driveshaft	Inner Joint
ME1021	ME3080	

Note : Filetto Interno

← 919 →

Inner Joint	Driveshaft	Outer Joint
	ME3081	ME1021



Sinistra / Left

Mercedes

Destra / Right



Classe A (Serie 169 - Front)

A	B	C	D	F	H	Fig	N	O	P	Q	R	S	T	Fig
25	25	60	89	M20x1.5	74	-	27		38	89	-	62	-	5

kW *da:* *a:* *Cambio* *Telaio*
from: *to:* *Gearbox* *Chassis*

A 180 CDI Aut.	80	09.04	--	-	J116410->
A 200 CDI Aut.	103	09.04	----	-	J116410->

A	B	C	D	F	H	Fig	N	O	P	Q	R	S	T	Fig
25	25	60	89	M20x1.5	74	-	27		38	89	-	422	-	5

610

Outer Joint	Driveshaft	Inner Joint
ME1020	ME3050	

Note : Filetto Esterno

950

Inner Joint	Driveshaft	Outer Joint
	ME3051	ME1020

Classe B (Serie 245 - Front)

A	B	C	D	F	H	Fig	N	O	P	Q	R	S	T	Fig
25	27	60	82	M16x1.5	42	3	22		36	76.5	-	55	-	4

kW *da:* *a:* *Cambio* *Telaio*
from: *to:* *Gearbox* *Chassis*

B 150	70	03.05	--	-	-> J000183
B 170	85	03.05	--	-	-> J000183
B 200	100	03.05	--	-	-> J000183

A	B	C	D	F	H	Fig	N	O	P	Q	R	S	T	Fig
25	27	60	82	M16x1.5	42	3	22		36	76.5	-	460	-	4

574

Outer Joint	Driveshaft	Inner Joint
ME1024	ME3056	

Note : Filetto Interno

945

Inner Joint	Driveshaft	Outer Joint
	ME3057	ME1024

A	B	C	D	F	H	Fig	N	O	P	Q	R	S	T	Fig
25	27	60	82	M20x1.5	73.7	3	22		36	76.5	-	55	-	4

B 150	70	03.05	--	-	J000184 ->
B 170	85	03.05	--	-	J000184 ->
B 200	100	03.05	--	-	J000184 ->

A	B	C	D	F	H	Fig	N	O	P	Q	R	S	T	Fig
25	27	60	82	M20x1.5	73.7	3	22		36	76.5	-	460	-	4

605

Outer Joint	Driveshaft	Inner Joint
ME1025	ME3068	

Note : Filetto Esterno

996

Inner Joint	Driveshaft	Outer Joint
	ME3069	ME1025

A	B	C	D	F	H	Fig	N	O	P	Q	R	S	T	Fig
25	27	60	82	M20x1.5	73.7	3	27		38	-	-	62	-	4

B 150 Aut.	70	03.05	--	-	-
B 170 Aut.	85	03.05	--	-	-
B 200 Aut.	100	03.05	--	-	-

A	B	C	D	F	H	Fig	N	O	P	Q	R	S	T	Fig
25	27	60	82	M20x1.5	73.7	3	27		38	-	-	422	-	4

614

Outer Joint	Driveshaft	Inner Joint
ME1025	ME3060	

Note : Filetto Esterno

952

Inner Joint	Driveshaft	Outer Joint
	ME3061	ME1025



Sinistra / Left

Mercedes

Destra / Right



Classe B (Serie 245 - Front)

kW	da: from:	a: to:	Cambio Gearbox	Telaio Chassis
80	03.05	--	-	-> J000183
103	03.05	--	-	-> J000183

A	B	C	D	F	H	Fig	N	O	P	Q	R	S	T	Fig
25	25	60	89	M16x1.5	42	3	27		38	84	-	62	-	4

B 180 CDI	80	03.05	--	-	-> J000183
B 200 CDI	103	03.05	--	-	-> J000183

A	B	C	D	F	H	Fig	N	O	P	Q	R	S	T	Fig
25	25	60	89	M16x1.5	42	3	27		38	84	-	476	-	4

← 552 →

Outer Joint	Driveshaft	Inner Joint
ME1021	ME3058	

← 958 →

Inner Joint	Driveshaft	Outer Joint
	ME3059	ME1021

Note : Filetto Interno

A	B	C	D	F	H	Fig	N	O	P	Q	R	S	T	Fig
25	25	60	89	M20x1.5	74	3	27		38	84	-	62	-	4

B 180 CDI	80	03.05	--	-	J000184 ->
B 200 CDI	103	03.05	--	-	J000184 ->

A	B	C	D	F	H	Fig	N	O	P	Q	R	S	T	Fig
25	25	60	89	M20x1.5	74	3	27		38	84	-	476	-	4

← 584 →

Outer Joint	Driveshaft	Inner Joint
ME1020	ME3052	

← 990 →

Inner Joint	Driveshaft	Outer Joint
	ME3053	ME1020

Note : Filetto Esterno

A	B	C	D	F	H	Fig	N	O	P	Q	R	S	T	Fig
25	25	60	89	M20x1.5	74	3	27		38	89	-	62	-	5

B 180 CDI Aut.	80	03.05	----	-	-
B 200 CDI Aut.	103	03.05	----	-	-

A	B	C	D	F	H	Fig	N	O	P	Q	R	S	T	Fig
25	25	60	89	M20x1.5	74	3	27		38	89	-	422	-	5

← 610 →

Outer Joint	Driveshaft	Inner Joint
ME1020	ME3050	

← 950 →

Inner Joint	Driveshaft	Outer Joint
	ME3051	ME1020

Note : Filetto Esterno

A	B	C	D	F	H	Fig	N	O	P	Q	R	S	T	Fig
25	25	60	89	M16x1.5	42	3	27		38	89	-	62	-	5

B 180 CDI Aut.	80	03.05	--	-	-
B 200 CDI Aut.	103	03.05	--	-	-

A	B	C	D	F	H	Fig	N	O	P	Q	R	S	T	Fig
25	25	60	89	M16x1.5	42	3	27		38	89	-	422	-	5

← 579 →

Outer Joint	Driveshaft	Inner Joint
ME1021	ME3080	

← 919 →

Inner Joint	Driveshaft	Outer Joint
	ME3081	ME1021

Note : Filetto Interno



Sinistra / Left

Mercedes

Destra / Right



Classe C (Serie 202 - Rear)

														kW	da:	a:	Cambio	Telaio																		
														from:	to:	Gearbox	Chassis																			
A	B	C	D	F	H	Fig	N	O	P	Q	R	S	T	Fig							A	B	C	D	F	H	Fig	N	O	P	Q	R	S	T	Fig	
25		95	-	-	70		-		-	100	-	-	-	-	180	90	07.93	05.00	-	-		25		95	-	-	70		-		-	100	-	-	-	-
														200	100	07.93	05.00	-	-																	
														200 D	55/65	07.93	05.00	-	-																	
														220 D	55/70	07.93	05.00	-	-																	
														220,230	110	07.93	05.00	-	-																	
														240	125	07.93	05.00	-	-																	
														250 D,TD	83/110	07.93	05.00	-	-																	
														280	145	07.93	05.00	-	-																	
Note : -																																				

Classe C (Serie 203 - Rear)

														kW	da:	a:	Cambio	Telaio																		
														from:	to:	Gearbox	Chassis																			
A	B	C	D	F	H	Fig	N	O	P	Q	R	S	T	Fig							A	B	C	D	F	H	Fig	N	O	P	Q	R	S	T	Fig	
															180 Kompr. Aut.	105	05.00	----	-	-																
														200 CDI Aut.	75/90	05.00	----	-	-																	
														200 Kompr. Aut	120	05.00	----	-	-																	
														230 Kompr. Aut	141	05.00	----	-	-																	
														240 Aut.	125	05.00	----	-	-																	
														320 Aut.	160	05.00	----	-	-																	
														Note : -																						

Classe G (Serie W460 - Front)

														kW	da:	a:	Cambio	Telaio																		
														from:	to:	Gearbox	Chassis																			
A	B	C	D	F	H	Fig	N	O	P	Q	R	S	T	Fig							A	B	C	D	F	H	Fig	N	O	P	Q	R	S	T	Fig	
27	28	57.8	98	M26x1.5	110	1	26		-	-	-	-	-	-	240 GD	53	03.79	08.87	-	-		27	28	57.8	98	M26x1.5	110	1	26		-	-	-	-	-	-
														250 GD	62/68	10.87	12.92	-	-																	
														250 GD Aut.	62/68	10.87	12.92	-	-																	
														300 GD	65/83	02.79	--	-	-																	
														300 GD Aut.	65/83	02.79	--	-	-																	
Note : -																																				



Sinistra / Left

Mercedes

Destra / Right



Classe G (Serie W461 - Front)

													kW	da:	a:	Cambio	Telaio																	
													from:	to:	Gearbox	Chassis																		
A	B	C	D	F	H	Fig	N	O	P	Q	R	S	T	Fig						A	B	C	D	F	H	Fig	N	O	P	Q	R	S	T	Fig
26	28	62	97	M30x1.5	124	1	-	-	-	-	-	-	-	-	250 GD	68	02.90			26	28	62	97	M30x1.5	124	1	-	-	-	-	-	-	-	-
															290 GD	70	04.92																	
Outer Joint			Driveshaft				Inner Joint						Inner Joint			Driveshaft				Outer Joint														
ME1015 abs 54			ME3043 abs 54													ME3044 abs 54				ME1015 abs 54														
Note : -																																		

Classe M (Serie W163 - Front)

													kW	da:	a:	Cambio	Telaio																		
													from:	to:	Gearbox	Chassis																			
A	B	C	D	F	H	Fig	N	O	P	Q	R	S	T	Fig						A	B	C	D	F	H	Fig	N	O	P	Q	R	S	T	Fig	
30		79	97	-	90		37		45	95	-	83	-	4	tt	-	02.98	06.05	-	-	30		79	97	-	90		37		45	95	-	83	-	4
Outer Joint			Driveshaft				Inner Joint						Inner Joint			Driveshaft				Outer Joint															
			ME3047 abs 48													ME3048 abs 48																			
Note : -																																			

Classe M (Serie W163 - Rear)

													kW	da:	a:	Cambio	Telaio																		
													from:	to:	Gearbox	Chassis																			
A	B	C	D	F	H	Fig	N	O	P	Q	R	S	T	Fig						A	B	C	D	F	H	Fig	N	O	P	Q	R	S	T	Fig	
30							32		38			96			tt	-	02.98	06.05	-	-	30							32		38			96		
Outer Joint			Driveshaft				Inner Joint						Inner Joint			Driveshaft				Outer Joint															
			ME3072 abs 48													ME3072 abs 48																			
Note : -																																			



Sinistra / Left

Mercedes

Destra / Right



Classe M (Serie W164 - Front)

A	B	C	D	F	H	Fig	N	O	P	Q	R	S	T	Fig	tt	kW	da: from:	a: to:	Cambio Gearbox	Telaio Chassis	A	B	C	D	F	H	Fig	N	O	P	Q	R	S	T	Fig	
30	37	70	99	M24x1.5	-	3	37		45	-	-	80	-	4		-	07.05	----	-	-		30	37	70	99	M24x1.5	-	3	37		40	-	-	264	-	4
← 665 →															← 1002 →																					
Outer Joint			Driveshaft					Inner Joint							Inner Joint			Driveshaft					Outer Joint													
ME1030			ME3063															ME3064					ME1030													
Note : -																																				

Classe R (Serie W251 - Front)

A	B	C	D	F	H	Fig	N	O	P	Q	R	S	T	Fig	tt	kW	da: from:	a: to:	Cambio Gearbox	Telaio Chassis	A	B	C	D	F	H	Fig	N	O	P	Q	R	S	T	Fig	
30	37	70	99	M24x1.5	-	3	37		45	-	-	80	-	4		-	01.06	----	-	-		30	37	70	99	M24x1.5	-	3	37		40	-	-	264	-	4
← 682 →															← 1019 →																					
Outer Joint			Driveshaft					Inner Joint							Inner Joint			Driveshaft					Outer Joint													
ME1030			ME3078															ME3079					ME1030													
Note : -																																				

CLK (Serie 208 - Rear)

A	B	C	D	F	H	Fig	N	O	P	Q	R	S	T	Fig	200	200 Kompressor	230 Kompressor	kW	da: from:	a: to:	Cambio Gearbox	Telaio Chassis	A	B	C	D	F	H	Fig	N	O	P	Q	R	S	T	Fig
25		95	-	-	70		-		-	100	-	-	-	-				100	06.97	06.02	-	-	25		95	-	-	70		-		-	100	-	-	-	-
← 645 →															← 645 →																						
Outer Joint			Driveshaft					Inner Joint							Inner Joint			Driveshaft					Outer Joint														
			ME3046 abs 48															ME3046 abs 48																			
Note : -																																					



Sinistra / Left

Mercedes

Destra / Right



CLK (Serie 209 - Rear)

													kW	da:	a:	Cambio	Telaio																		
A	B	C	D	F	H	Fig	N	O	P	Q	R	S	T	Fig	from:	to:	Gearbox	Chassis	A	B	C	D	F	H	Fig	N	O	P	Q	R	S	T	Fig		
															200 CGI Aut.	125	06.02	----	-	-															
															200 Kompr. Aut	120	06.02	----	-	-															
															240 Aut.	125	06.02	----	-	-															
← 773 →														← 773 →																					
Outer Joint				Driveshaft					Inner Joint				Inner Joint				Driveshaft					Outer Joint													
				ME3049													ME3049																		
														Note : -																					

Hanomag (Rear)

													kW	da:	a:	Cambio	Telaio																	
A	B	C	D	F	H	Fig	N	O	P	Q	R	S	T	Fig	from:	to:	Gearbox	Chassis	A	B	C	D	F	H	Fig	N	O	P	Q	R	S	T	Fig	
															206	-	01.70	12.72	-	-														
															207 Aut.	-	01.70	12.72	-	-														
															306 D	-	01.70	12.72	-	-														
															307 Aut.	-	01.70	12.72	-	-														
← 664 →														← 664 →																				
Outer Joint				Driveshaft					Inner Joint				Inner Joint				Driveshaft					Outer Joint												
ME1009				ME3035					ME2006				ME2006				ME3035					ME1009												
														Note : -																				
															206 DG	-	01.73	05.77	-	-														
															207 Aut.	-	01.73	05.77	-	-														
															306 DG	-	01.73	05.77	-	-														
															307 Aut.	-	01.73	05.77	-	-														
← 650 →														← 650 →																				
Outer Joint				Driveshaft					Inner Joint				Inner Joint				Driveshaft					Outer Joint												
ME1010				ME3036					ME2006				ME2006				ME3036					ME1010												
														Note : -																				



Sinistra / Left

Mercedes

Destra / Right



SL (Serie R129 - Rear)

													kW	da:	a:	Cambio	Telaio																			
														from:	to:	Gearbox	Chassis																			
A	B	C	D	F	H	Fig	N	O	P	Q	R	S	T	Fig							A	B	C	D	F	H	Fig	N	O	P	Q	R	S	T	Fig	
25		95	-	-	70		-	27	-	108	-	-	-	-	SL 300	140	09.89	10.94	-	-		25		95	-	-	70		-	27	-	108	-	-	-	-
Outer Joint				Driveshaft				Inner Joint					Inner Joint				Driveshaft				Outer Joint															
				ME3045				ME2001					ME2001				ME3045																			
Note : -																																				

Smart ForFour (Front)

													kW	da:	a:	Cambio	Telaio																			
														from:	to:	Gearbox	Chassis																			
A	B	C	D	F	H	Fig	N	O	P	Q	R	S	T	Fig							A	B	C	D	F	H	Fig	N	O	P	Q	R	S	T	Fig	
25	21	53.5	75	M22x1.5	-	3	33		35	-	-	58	-	5	1.1	47/55	01.04	----	-	-		25	21	53.5	75	M22x1.5	-	3	33		35	-	-	58	-	5
Outer Joint				Driveshaft				Inner Joint					Inner Joint				Driveshaft				Outer Joint															
ME1031				ME3066													ME3067				ME1031															
Note : -																																				

Smart ForTwo (Rear)

													kW	da:	a:	Cambio	Telaio																				
														from:	to:	Gearbox	Chassis																				
A	B	C	D	F	H	Fig	N	O	P	Q	R	S	T	Fig							A	B	C	D	F	H	Fig	N	O	P	Q	R	S	T	Fig		
															tt Bz.	-	01.98	--..	-	-																	
Outer Joint				Driveshaft				Inner Joint					Inner Joint				Driveshaft				Outer Joint																
				ME3039 abs 42													ME3040 abs 42																				
Note : -																																					



Sinistra / Left

Mercedes

Destra / Right



Vaneo (Serie 414 - Front)

Vaneo (Serie 414 - Front)														kW		da:	a:	Cambio	Telaio	Vaneo (Serie 414 - Front)																									
A	B	C	D	F	H	Fig	N	O	P	Q	R	S	T	Fig	from:	to:	Gearbox	Chassis	A	B	C	D	F	H	Fig	N	O	P	Q	R	S	T	Fig												
24	27	57	77	M20x1.5	69	3	22		36	87	-	55	-	4	A 140	60	02.02	--	-	-	24	27	57	77	M20x1.5	69	3	22		36	87	-	460	-	4										
<p>TK13380 TK23380</p> <p style="text-align:center">570</p> <table border="1" style="width:100%; border-collapse: collapse;"> <tr> <th style="width:33%;">Outer Joint</th> <th style="width:33%;">Driveshaft</th> <th style="width:33%;">Inner Joint</th> </tr> <tr> <td>ME1013 abs 48</td> <td>ME3041 abs 48</td> <td></td> </tr> </table>														Outer Joint	Driveshaft	Inner Joint	ME1013 abs 48	ME3041 abs 48		A 160 44/75 02.02 --		02.02	--	-	-	<p>TK23380 TK13380</p> <p style="text-align:center">955</p> <table border="1" style="width:100%; border-collapse: collapse;"> <tr> <th style="width:33%;">Inner Joint</th> <th style="width:33%;">Driveshaft</th> <th style="width:33%;">Outer Joint</th> </tr> <tr> <td></td> <td>ME3042 abs 48</td> <td>ME1013 abs 48</td> </tr> </table>														Inner Joint	Driveshaft	Outer Joint		ME3042 abs 48	ME1013 abs 48
														Outer Joint	Driveshaft	Inner Joint																													
ME1013 abs 48	ME3041 abs 48																																												
Inner Joint	Driveshaft	Outer Joint																																											
	ME3042 abs 48	ME1013 abs 48																																											
A 170 CDI														66	02.02	--	-	-																											
Note : -																																													



Sinistra / Left

Mercedes LCV

Destra / Right



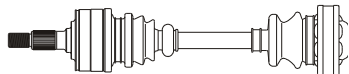
Classe V (Serie 638/2 - Front)

A	B	C	D	F	H	Fig	N	O	P	Q	R	S	T	Fig
27	27	60	98	M22x1.5	100	3	-	28	-	108	-	-	-	-

kW	da: from:	a: to:	Cambio Gearbox	Telaio Chassis
2.0	95	02.96	--	-
2.3	105	12.96	--	-
2.3 D	58	02.96	--	-
2.3 TD	72	02.96	--	-

A	B	C	D	F	H	Fig	N	O	P	Q	R	S	T	Fig
27	27	60	98	M22x1.5	100	3	-	28	-	108	-	-	-	-

TK12539



538

Outer Joint

Driveshaft

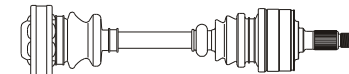
Inner Joint

ME1001
ME1002 abs 48

ME3026
ME3027 abs 48

ME2004

Note : -



538

TK12539

Inner Joint

Driveshaft

Outer Joint

ME2004

ME3026
ME3027 abs 48

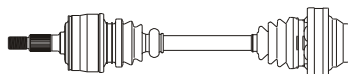
ME1001
ME1002 abs 48

A	B	C	D	F	H	Fig	N	O	P	Q	R	S	T	Fig
27	36	71.7	101.5	M22x1.5	100	3	-	30	-	120	-	-	-	-

kW	da: from:	a: to:	Cambio Gearbox	Telaio Chassis
2.2 CDI	75/90	03.99	--	-

A	B	C	D	F	H	Fig	N	O	P	Q	R	S	T	Fig
27	36	71.7	101.5	M22x1.5	100	3	-	30	-	120	-	-	-	-

TK13395



505

Outer Joint

Driveshaft

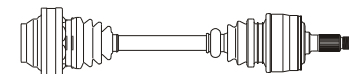
Inner Joint

ME1011
ME1012 abs 48

ME3028
ME3029 abs 48

ME2005

Note : -



505

TK13395

Inner Joint

Driveshaft

Outer Joint

ME2005

ME3028
ME3029 abs 48

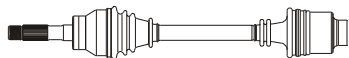
ME1011
ME1012 abs 48

MB (MT/AT) (Serie 631 - Front)

A	B	C	D	F	H	Fig	N	O	P	Q	R	S	T	Fig
30	72	99	M30x1.5	139	30	-	89	41	-	-	-	-	-	5

kW	da: from:	a: to:	Cambio Gearbox	Telaio Chassis
100 D	41	12.90	12.94	-
120 D	53	02.88	05.92	-
140 D	55	12.90	02.96	-

A	B	C	D	F	H	Fig	N	O	P	Q	R	S	T	Fig
30	72	99	M30x1.5	139	30	-	89	41	-	-	-	-	-	5



734


Outer Joint

Driveshaft

Inner Joint

ME3021

Note : -



734

Inner Joint

Driveshaft

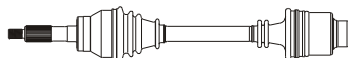
Outer Joint

ME3021

A	B	C	D	F	H	Fig	N	O	P	Q	R	S	T	Fig
30	72	99	M20x1.5	144	30	-	89	41	-	-	-	-	-	5

kW	da: from:	a: to:	Cambio Gearbox	Telaio Chassis
100 D	41	12.90	12.94	-
120 D	53	02.88	05.92	-
140 D	55	12.90	02.96	-

A	B	C	D	F	H	Fig	N	O	P	Q	R	S	T	Fig
30	72	99	M20x1.5	144	30	-	89	41	-	-	-	-	-	5



707

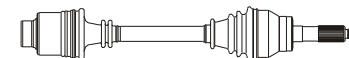
Outer Joint

Driveshaft

Inner Joint

ME3025

Note : -



707

Inner Joint

Driveshaft

Outer Joint

ME3025



Sinistra / Left

Mercedes LCV

Destra / Right

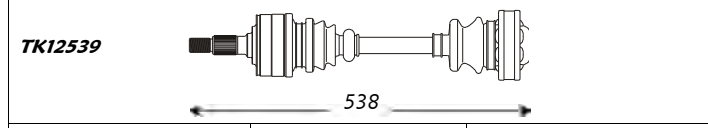


Vito (Serie 638 - Front)

A	B	C	D	F	H	Fig	N	O	P	Q	R	S	T	Fig
27	27	60	98	M22x1.5	100	3	-	28	-	108	-	-	-	-

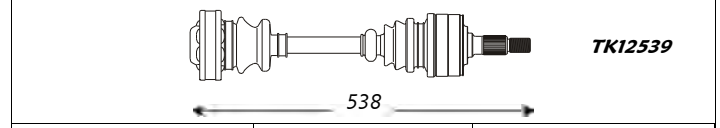
	kW	da: from:	a: to:	Cambio Gearbox	Telaio Chassis
2.0	95	02.96	--	-	-
2.3	105	12.96	--	-	-
2.3 D	58	02.96	--	-	-
2.3 TD	72	02.96	--	-	-

A	B	C	D	F	H	Fig	N	O	P	Q	R	S	T	Fig
27	27	60	98	M22x1.5	100	3	-	28	-	108	-	-	-	-



Outer Joint	Driveshaft	Inner Joint
ME1001 ME1002 abs 48	ME3026 ME3027 abs 48	ME2004

Note : -

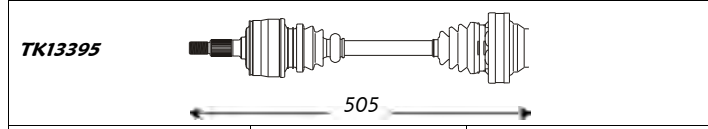


Inner Joint	Driveshaft	Outer Joint
ME2004	ME3026 ME3027 abs 48	ME1001 ME1002 abs 48

A	B	C	D	F	H	Fig	N	O	P	Q	R	S	T	Fig
27	36	71.7	101.5	M22x1.5	100	3	-	30	-	120	-	-	-	-

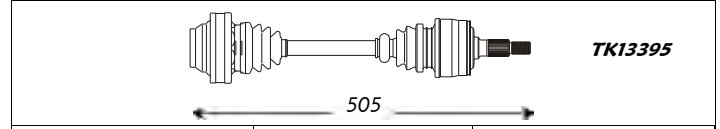
	kW	da: from:	a: to:	Cambio Gearbox	Telaio Chassis
2.2 CDI	75/90	03.99	--	-	-

A	B	C	D	F	H	Fig	N	O	P	Q	R	S	T	Fig
27	36	71.7	101.5	M22x1.5	100	3	-	30	-	120	-	-	-	-



Outer Joint	Driveshaft	Inner Joint
ME1011 ME1012 abs 48	ME3028 ME3029 abs 48	ME2005

Note : -



Inner Joint	Driveshaft	Outer Joint
ME2005	ME3028 ME3029 abs 48	ME1011 ME1012 abs 48



Sinistra / Left

Mini

Destra / Right



Mini Cooper (Serie R50-R53 - Front)

<i>kW</i>	<i>da:</i>	<i>a:</i>	<i>Cambio</i>	<i>Telaio</i>
	<i>from:</i>	<i>to:</i>	<i>Gearbox</i>	<i>Chassis</i>

A	B	C	D	F	H	Fig	N	O	P	Q	R	S	T	Fig
26	21	53,4	75	M22x1.5	76	2	22		40	72,5	-	60	-	5

1.6	85/88	06.01	07.04	-	-
-----	-------	-------	-------	---	---

A	B	C	D	F	H	Fig	N	O	P	Q	R	S	T	Fig
26	21	53,4	75	M22x1.5	76	2	22		40	72,5	-	335	-	5

← 620 →

Outer Joint	Driveshaft	Inner Joint
BW1003	BW3094	

Note : -

← 887 →

Inner Joint	Driveshaft	Outer Joint
	BW3095	BW1003

A	B	C	D	F	H	Fig	N	O	P	Q	R	S	T	Fig
26	21	53,4	75	M22x1.5	76	2	33		35	-	-	58	-	5

1.6	85/88	08.04	---	-	-
-----	-------	-------	-----	---	---

A	B	C	D	F	H	Fig	N	O	P	Q	R	S	T	Fig
26	21	53,4	75	M22x1.5	76	2	33		35	-	-	389	-	5

← 591 →

Outer Joint	Driveshaft	Inner Joint
BW1003	BW3096	

Note : -

← 925 →

Inner Joint	Driveshaft	Outer Joint
	BW3097	BW1003

Mini Cooper S (Serie R50-R53 - Front)

<i>kW</i>	<i>da:</i>	<i>a:</i>	<i>Cambio</i>	<i>Telaio</i>
	<i>from:</i>	<i>to:</i>	<i>Gearbox</i>	<i>Chassis</i>

A	B	C	D	F	H	Fig	N	O	P	Q	R	S	T	Fig
26	23	53	82	M22x1.5	75	2	34		40	-	-	54	-	5

1.6	120/125	03.02	----	-	-
-----	---------	-------	------	---	---

A	B	C	D	F	H	Fig	N	O	P	Q	R	S	T	Fig
26	23	53	82	M22x1.5	75	2	34		36	-	-	363	-	5

← 591 →

Outer Joint	Driveshaft	Inner Joint
BW1005	BW3098	

Note : -

← 918 →

Inner Joint	Driveshaft	Outer Joint
	BW3100	BW1005

A	B	C	D	F	H	Fig	N	O	P	Q	R	S	T	Fig
26	23	53	82	M22x1.5	75	2	26		31	-	-	50	-	5

1.6 Aut.	120/125	03.02	----	-	-
----------	---------	-------	------	---	---

A	B	C	D	F	H	Fig	N	O	P	Q	R	S	T	Fig
26	23	53	82	M22x1.5	75	2	26		31	-	-	335	-	5

← 601 →

Outer Joint	Driveshaft	Inner Joint
BW1005	BW3101	

Note : -

← 886 →

Inner Joint	Driveshaft	Outer Joint
	BW3102	BW1005



Sinistra / Left

Mini

Destra / Right



Mini One (Serie R50-R53 - Front)

<i>kW</i>	<i>da:</i>	<i>a:</i>	<i>Cambio</i>	<i>Telaio</i>
	<i>from:</i>	<i>to:</i>	<i>Gearbox</i>	<i>Chassis</i>

A	B	C	D	F	H	Fig	N	O	P	Q	R	S	T	Fig
26	21	53,4	75	M22x1.5	76	2	22		40	72,5	-	60	-	5

1.6	66	06.01	07.04	-	-
-----	----	-------	-------	---	---

A	B	C	D	F	H	Fig	N	O	P	Q	R	S	T	Fig
26	21	53,4	75	M22x1.5	76	2	22		40	72,5	-	335	-	5

← 620 →

Outer Joint	Driveshaft	Inner Joint
BW1003	BW3094	

Note : -

← 887 →

Inner Joint	Driveshaft	Outer Joint
	BW3095	BW1003

A	B	C	D	F	H	Fig	N	O	P	Q	R	S	T	Fig
26	21	53,4	75	M22x1.5	76	2	33		35	-	-	58	-	5

1.6	66	08.04	--	-	-
-----	----	-------	----	---	---

A	B	C	D	F	H	Fig	N	O	P	Q	R	S	T	Fig
26	21	53,4	75	M22x1.5	76	2	33		35	-	-	389	-	5

← 591 →

Outer Joint	Driveshaft	Inner Joint
BW1003	BW3096	

Note : -

← 925 →

Inner Joint	Driveshaft	Outer Joint
	BW3097	BW1003

Mini One D (Serie R50-R53 - Front)

<i>kW</i>	<i>da:</i>	<i>a:</i>	<i>Cambio</i>	<i>Telaio</i>
	<i>from:</i>	<i>to:</i>	<i>Gearbox</i>	<i>Chassis</i>

A	B	C	D	F	H	Fig	N	O	P	Q	R	S	T	Fig
26	23	53	82	M22x1.5	75	2	34		40	-	-	54	-	5

1.4 D	55/65	07.03	--	-	-
-------	-------	-------	----	---	---

A	B	C	D	F	H	Fig	N	O	P	Q	R	S	T	Fig
26	23	53	82	M22x1.5	75	2	34		36	-	-	394	-	5

← 591 →

Outer Joint	Driveshaft	Inner Joint
BW1005	BW3098	

Note : -

← 918 →

Inner Joint	Driveshaft	Outer Joint
	BW3099	BW1005



Sinistra / Left

Mitsubishi

Destra / Right




3000 GT (Serie Z16A - Front)

A	B	C	D	F	H	Fig	N	O	P	Q	R	S	T	Fig
27	26	60	93	M22x1.5	97	3	-	-	-	-	-	-	-	-

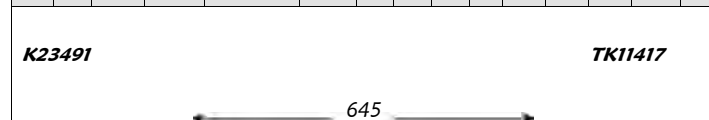
kW	da:	a:	Cambio	Telaio
	from:	to:	Gearbox	Chassis
210	06.92	--	-	-

A	B	C	D	F	H	Fig	N	O	P	Q	R	S	T	Fig
27	26	60	93	M22x1.5	97	3	-	-	-	-	-	-	-	-



Outer Joint	Driveshaft	Inner Joint
MT1021	MT3041	

Note : -




Inner Joint	Driveshaft	Outer Joint
	MT3042	MT1021

Carisma (Serie DA_ - Front)

A	B	C	D	F	H	Fig	N	O	P	Q	R	S	T	Fig
25	29	54	85.5	M22x1.5	95	1	-	-	-	-	-	-	-	-


kW	da:	a:	Cambio	Telaio
	from:	to:	Gearbox	Chassis
66	07.95	--	-	-

A	B	C	D	F	H	Fig	N	O	P	Q	R	S	T	Fig
25	29	54	85.5	M22x1.5	95	1	-	-	-	-	-	-	-	-



Outer Joint	Driveshaft	Inner Joint
MT1019 MT1020 abs 43	MT3086 MT3088 abs 43	

Note : -



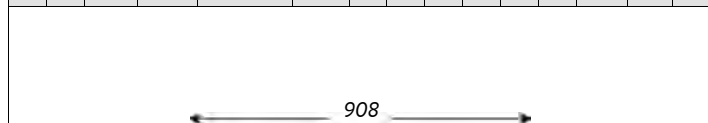
Inner Joint	Driveshaft	Outer Joint
	MT3087 MT3089 abs 43	MT1019 MT1020 abs 43

Colt I (Serie A15_A - Front)

A	B	C	D	F	H	Fig	N	O	P	Q	R	S	T	Fig
25	22	50	82	M22x1.5	94	3	-	-	-	-	-	-	-	-


kW	da:	a:	Cambio	Telaio
	from:	to:	Gearbox	Chassis
40	01.79	08.81	-	-
50,51	01.79	08.81	-	-

A	B	C	D	F	H	Fig	N	O	P	Q	R	S	T	Fig
25	22	50	82	M22x1.5	94	3	-	-	-	-	-	-	-	-



Outer Joint	Driveshaft	Inner Joint
MT1002	MT3001	

Note : -



Inner Joint	Driveshaft	Outer Joint
	MT3002	MT1002



Sinistra / Left

Mitsubishi

Destra / Right



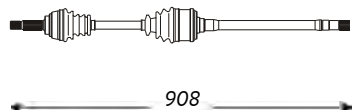
Colt I (Serie A15_A - Front)

A	B	C	D	F	H	Fig	N	O	P	Q	R	S	T	Fig
25	22	50	82	M22x1.5	95	2	25		35	79	32	346	-	-

kW	da:	a:	Cambio	Telaio
	from:	to:	Gearbox	Chassis
1.2	40	09.81	03.84	-
1.4	50,51	09.81	03.84	-
1.4 Turbo	77	06.82	03.84	-

A	B	C	D	F	H	Fig	N	O	P	Q	R	S	T	Fig
25	22	50	82	M22x1.5	95	2	25		35	79	31	60	-	-

K13400



K23440

908

Outer Joint

Driveshaft

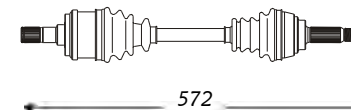
Inner Joint

MT1001

MT3045

Note : -

K23440



K13400

572

Inner Joint

Driveshaft

Outer Joint

MT3046

MT1001

Colt II (Serie C1_A - Front)

A	B	C	D	F	H	Fig	N	O	P	Q	R	S	T	Fig
25	22	50	82	M22x1.5	94	3	25	22	35	75.5	31	54	-	-

kW	da:	a:	Cambio	Telaio
	from:	to:	Gearbox	Chassis
1.2	40	04.84	05.86	-
1.5	55	04.84	08.86	-

A	B	C	D	F	H	Fig	N	O	P	Q	R	S	T	Fig
25	22	50	82	M22x1.5	94	3	25	22	35	75.5	31	54	-	-

K13400



K23440

600

Outer Joint

Driveshaft

Inner Joint


MT1002

MT3072

MT2024

Note : -

K23440



K13400

587

Inner Joint

Driveshaft

Outer Joint

MT2024

MT3073

MT1002

A	B	C	D	F	H	Fig	N	O	P	Q	R	S	T	Fig
25	23	50	82	M22x1.5	95	2	25		35	79	-	53.5	33	5

kW	da:	a:	Cambio	Telaio
	from:	to:	Gearbox	Chassis
1.2	40	06.86	08.88	-
1.5	55	09.86	08.88	-
1.5 Cat.	51	09.86	08.88	-
1.8 D	43	04.84	08.86	-

A	B	C	D	F	H	Fig	N	O	P	Q	R	S	T	Fig
25	23	50	82	M22x1.5	95	2	25		35	79	-	53.5	33	5

K13493



K23455

923

Outer Joint

Driveshaft


Inner Joint

MT1003

MT3049

Note : -

K23455



K13493

589

Inner Joint

Driveshaft

Outer Joint

MT3050


MT1003

A	B	C	D	F	H	Fig	N	O	P	Q	R	S	T	Fig
25	22	50	82	M22x1.5	94	3	23		35	78.6	27	49.5	33	5

kW	da:	a:	Cambio	Telaio
	from:	to:	Gearbox	Chassis
1.3	49	09.84	08.86	-

A	B	C	D	F	H	Fig	N	O	P	Q	R	S	T	Fig
25	22	50	82	M22x1.5	94	3	23		35	78.6	27	49.5	33	5

K13400



K23440

916

Outer Joint

Driveshaft

Inner Joint

MT1002

MT3070

Note : -

K23440



K13400

573

Inner Joint

Driveshaft

Outer Joint

MT3071

MT1002



Sinistra / Left

Mitsubishi

Destra / Right



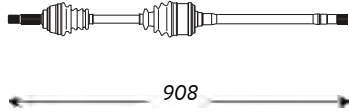
Colt II (Serie C1_A - Front)

A	B	C	D	F	H	Fig	N	O	P	Q	R	S	T	Fig
25	22	50	82	M22x1.5	95	2	25		35	79	32	346	-	-

1.6 Turbo kW 77 da: 04.84 a: 08.88 Cambio - Telaio -
 from: to: Gearbox Chassis

A	B	C	D	F	H	Fig	N	O	P	Q	R	S	T	Fig
25	22	50	82	M22x1.5	95	2	25		35	79	31	60	-	-

K13400



K23440

908

Outer Joint

Driveshaft

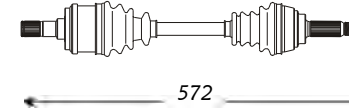
Inner Joint

MT1001

MT3045

Note: -

K23440



K13400

572

Inner Joint

Driveshaft

Outer Joint

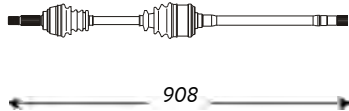
MT3046

MT1001

A	B	C	D	F	H	Fig	N	O	P	Q	R	S	T	Fig

1.6 Turbo kW 92 da: 07.86 a: 04.88 Cambio - Telaio -

A	B	C	D	F	H	Fig	N	O	P	Q	R	S	T	Fig



908

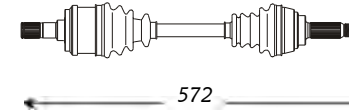
Outer Joint

Driveshaft

Inner Joint

MT3007

Note: -



572

Inner Joint

Driveshaft

Outer Joint

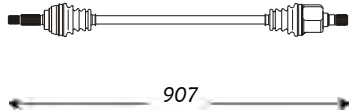
MT3008

A	B	C	D	F	H	Fig	N	O	P	Q	R	S	T	Fig
25	23	50	82	M22x1.5	95	2	25		35	79	-	53.5	33	5

1.8 D kW 43 da: 09.86 a: 08.88 Cambio - Telaio -

A	B	C	D	F	H	Fig	N	O	P	Q	R	S	T	Fig
25	23	50	82	M22x1.5	95	2	25		35	79	-	53.5	33	5

K13493



K23455

907

Outer Joint

Driveshaft

Inner Joint

MT1003

MT3053

Note: -

K23455



K13493

578

Inner Joint

Driveshaft

Outer Joint

MT3054


MT1003

Colt III (Serie C5_A - Front)

A	B	C	D	F	H	Fig	N	O	P	Q	R	S	T	Fig
25	22	50	82	M22x1.5	95	2	-	-	-	-	-	-	-	-

1.3 12V (MMC) kW 55 da: 09.90 a: 02.92 Cambio - Telaio -
 1.3 8V (MMC) kW 51 da: 09.88 a: 08.90 Cambio - Telaio -
 1.5 12V (MMC) kW 66 da: 09.90 a: 02.92 Cambio - Telaio -
 1.5 8V (MMC) kW 62 da: 09.88 a: 08.90 Cambio - Telaio -

A	B	C	D	F	H	Fig	N	O	P	Q	R	S	T	Fig
25	22	50	82	M22x1.5	95	2	-	-	-	-	-	-	-	-



923

Outer Joint


Driveshaft

Inner Joint

MT1001

MT3039

Note: MMC design - green



597

Inner Joint

Driveshaft

Outer Joint

MT3040

MT1001



Sinistra / Left

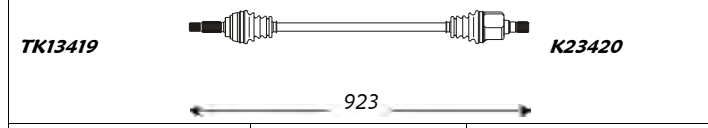
Mitsubishi

Destra / Right



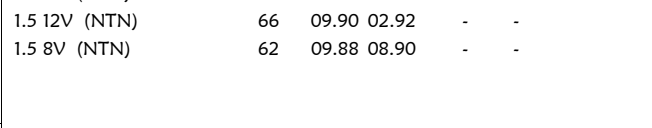
Colt III (Serie C5_A - Front)

A	B	C	D	F	H	Fig	N	O	P	Q	R	S	T	Fig
25	22	50	82	M22x1.5	94	3	25		35	79	-	53.5	33	5



Outer Joint	Driveshaft	Inner Joint
MT1002	MT3051	


kW	da:	a:	Cambio	Telaio
from:	to:	to:	Gearbox	Chassis
55	09.90	02.92	-	-
51	09.88	08.90	-	-
66	09.90	02.92	-	-
62	09.88	08.90	-	-



Inner Joint	Driveshaft	Outer Joint
	MT3052	MT1002

Note : NTN design - black

A	B	C	D	F	H	Fig	N	O	P	Q	R	S	T	Fig
25	30	50	82	M22x1.5	94	2	25		35	78.5	34	62	-	-



Outer Joint	Driveshaft	Inner Joint
MT1006	MT3067	

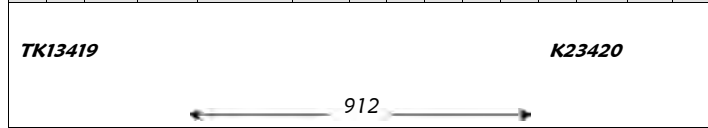
kW	da:	a:	Cambio	Telaio
from:	to:	to:	Gearbox	Chassis
91	04.88	08.90	-	-
100	09.90	02.92	-	-



Inner Joint	Driveshaft	Outer Joint
	MT3068	MT1004

Note : -

A	B	C	D	F	H	Fig	N	O	P	Q	R	S	T	Fig
25	30	50	82	M22x1.5	94	2	-	-	-	-	-	-	-	-



Outer Joint	Driveshaft	Inner Joint
MT1006	MT3074	

kW	da:	a:	Cambio	Telaio
from:	to:	to:	Gearbox	Chassis
44	04.88	05.92	-	-



Inner Joint	Driveshaft	Outer Joint
	MT3075	MT1006

Note : -

Colt IV (Serie CA_A - Front)

A	B	C	D	F	H	Fig	N	O	P	Q	R	S	T	Fig
25	22	54	79	M22x1.5	95	2	-	-	-	-	-	-	-	-



Outer Joint	Driveshaft	Inner Joint
MT1007	MT3076	

kW	da:	a:	Cambio	Telaio
from:	to:	to:	Gearbox	Chassis
55	04.92	04.96	-	-



Inner Joint	Driveshaft	Outer Joint
	MT3077	MT1007

Note : -



Sinistra / Left

Mitsubishi

Destra / Right



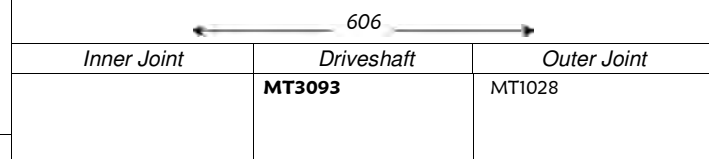
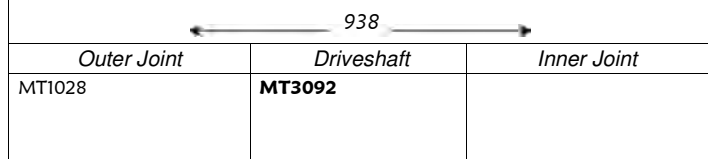
Colt IV (Serie CA_A - Front)

A	B	C	D	F	H	Fig	N	O	P	Q	R	S	T	Fig
25	23	54	-	-	-	3	25	-	-	-	-	-	-	-

kW *da:* *a:* *Cambio* *Telaio*
from: *to:* *Gearbox* *Chassis*

1.6	66	02.94	04.96	-	-									
1.6 16v	83	04.92	04.96	-	-									
1.8 16V	103	04.92	04.96	-	-									

A	B	C	D	F	H	Fig	N	O	P	Q	R	S	T	Fig
25	23	54	-	-	-	3	25	-	-	-	-	-	-	-



Note : -

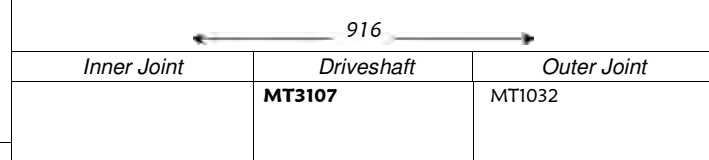
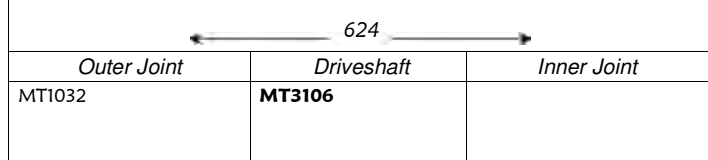
Colt VI (Front)

A	B	C	D	F	H	Fig	N	O	P	Q	R	S	T	Fig
25	21	53.5	75	M22x1.5	-	3	33	-	35	-	-	58	-	5

kW *da:* *a:* *Cambio* *Telaio*
from: *to:* *Gearbox* *Chassis*

1.3	70	06.04	----	-	-									
1.3 Aut.	70	06.04	----	-	-									
1.5	80	06.04	----	-	-									

A	B	C	D	F	H	Fig	N	O	P	Q	R	S	T	Fig
25	21	53.5	75	M22x1.5	-	3	33	-	35	-	-	58	-	5



Note : -

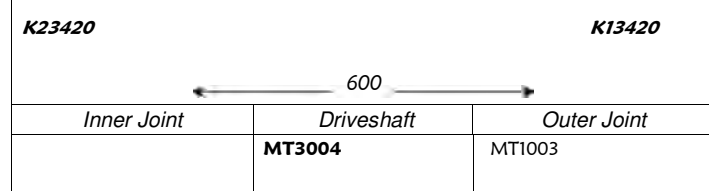
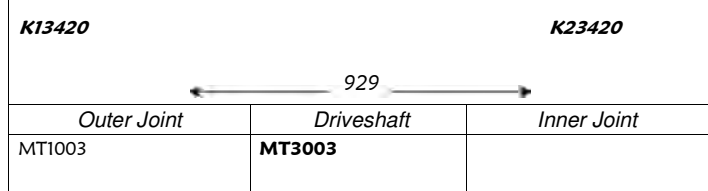
Cordia (Serie A21_A - Front)

A	B	C	D	F	H	Fig	N	O	P	Q	R	S	T	Fig
25	23	50	82	M22x1.5	95	2	25	-	-	-	-	-	-	-

kW *da:* *a:* *Cambio* *Telaio*
from: *to:* *Gearbox* *Chassis*

1.6	55	10.82	12.86	-	-									
1.8	66	09.84	12.86	-	-									

A	B	C	D	F	H	Fig	N	O	P	Q	R	S	T	Fig
25	23	50	82	M22x1.5	95	2	25	-	-	-	-	-	-	-



Note : -



Sinistra / Left

Mitsubishi

Destra / Right



Cordia (Serie A21_A - Front)

														kW	da:	a:	Cambio	Telaio																		
														from:	to:	Gearbox	Chassis																			
A	B	C	D	F	H	Fig	N	O	P	Q	R	S	T	Fig							A	B	C	D	F	H	Fig	N	O	P	Q	R	S	T	Fig	
25	23	50	82	M22x1.5	95	2	25		35	85.5	31	373	-	-	1.6 Turbo	84/85	09.82	12.86	-	-		25	23	50	82	M22x1.5	95	2	25		35	85.5	31	63.5	-	-
														1.8 Turbo	100	10.84	12.86	-	-																	
Outer Joint				Driveshaft					Inner Joint					Inner Joint				Driveshaft					Outer Joint													
MT1004				MT3005														MT3006					MT1004													
Note: -																																				

Eclipse I (Serie D2_A - Front)

														kW	da:	a:	Cambio	Telaio																		
														from:	to:	Gearbox	Chassis																			
A	B	C	D	F	H	Fig	N	O	P	Q	R	S	T	Fig							A	B	C	D	F	H	Fig	N	O	P	Q	R	S	T	Fig	
25	23	54	83	M22x1.5	95	2	26	25	-	85	-	-	32.4	5	2.0 16V	110	04.91	11.95	-	-		25	23	54	83	M22x1.5	95	2	24	25	-	85	-	-	32.4	5
														2.0 16V 4X4	110	04.91	11.95	-	-																	
Outer Joint				Driveshaft					Inner Joint					Inner Joint				Driveshaft					Outer Joint													
MT1008				MT3057					MT2008					MT2009				MT3058					MT1008													
MT1024 abs 43				MT3082 abs 43														MT3083 abs 43					MT1024 abs 43													
Note: -																																				

Galant III (Serie E1_A - Front)

														kW	da:	a:	Cambio	Telaio																		
														from:	to:	Gearbox	Chassis																			
A	B	C	D	F	H	Fig	N	O	P	Q	R	S	T	Fig							A	B	C	D	F	H	Fig	N	O	P	Q	R	S	T	Fig	
25	22	50	82	M22x1.5	95	2	25	22	35	75.5	31	54	-	-	1.6	55	09.84	12.86	-	-		25	22	50	82	M22x1.5	95	2	25	22	35	75.5	31	54	-	-
Outer Joint				Driveshaft					Inner Joint					Inner Joint				Driveshaft					Outer Joint													
MT1001				MT3017					MT2024					MT2024				MT3018					MT1001													
Note: -																																				



Sinistra / Left

Mitsubishi

Destra / Right



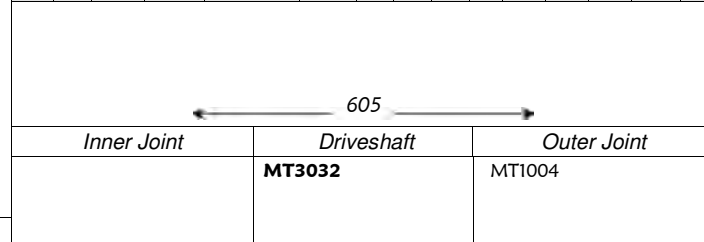
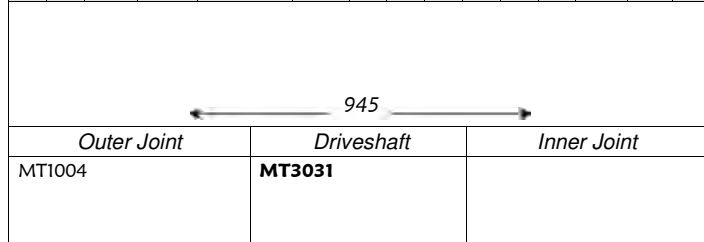
Galant III (Serie E1_A - Front)

kW	da:	a:	Cambio	Telaio
	from:	to:	Gearbox	Chassis

A	B	C	D	F	H	Fig	N	O	P	Q	R	S	T	Fig
25	23	50	82	M22x1.5	95	2	25		-	-	-	-	-	-

1.8	60	09.84	02.88	-	-
1.8	66	09.84	02.88	-	-

A	B	C	D	F	H	Fig	N	O	P	Q	R	S	T	Fig
25	23	50	82	M22x1.5	95	2	25		-	-	-	-	-	-

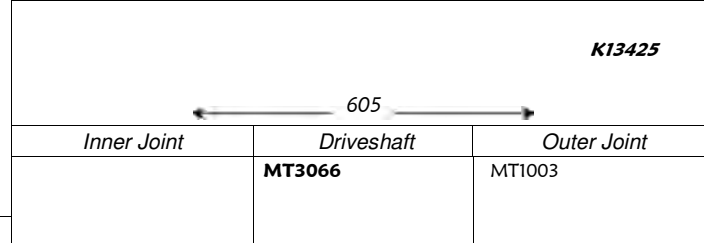
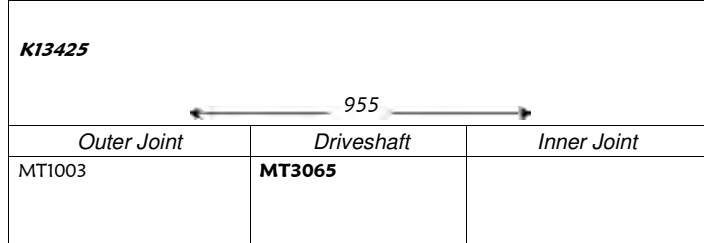


Note : -

A	B	C	D	F	H	Fig	N	O	P	Q	R	S	T	Fig
25	23	50	82	M22x1.5	95	2	25		35	82	32	63.5	-	-

1.8 Td	60	09.84	02.88	-	-
1.8 Td Aut.	60	09.84	02.88	-	-

A	B	C	D	F	H	Fig	N	O	P	Q	R	S	T	Fig
25	23	50	82	M22x1.5	95	2	25		-	-	-	-	-	-

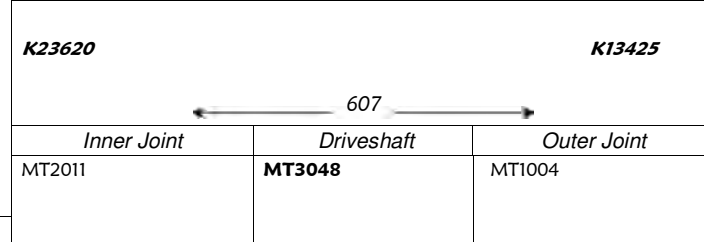
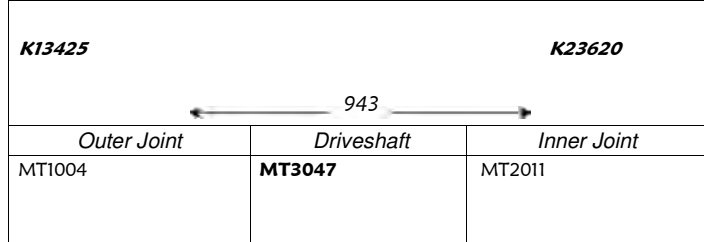


Note : -

A	B	C	D	F	H	Fig	N	O	P	Q	R	S	T	Fig
25	23	50	82	M22x1.5	95	2	25	23	35	79	32	62	-	-

2.0	75	09.84	02.88	-	-
2.0i	66	10.86	02.88	-	-

A	B	C	D	F	H	Fig	N	O	P	Q	R	S	T	Fig
25	23	50	82	M22x1.5	95	2	25	23	35	79	32	62	-	-

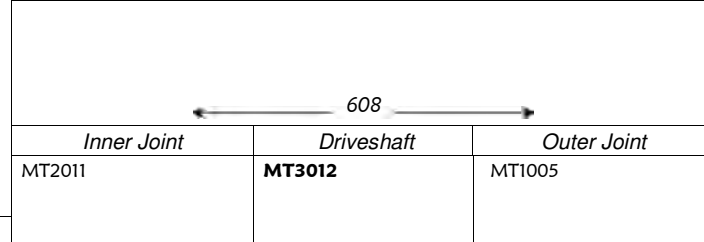
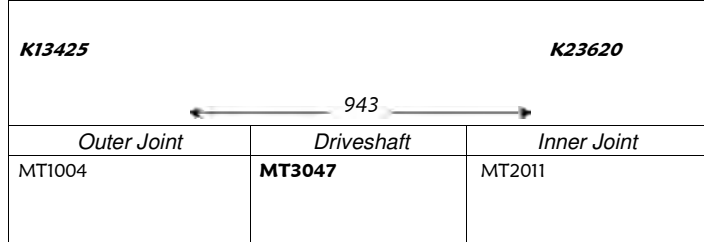


Note : -

A	B	C	D	F	H	Fig	N	O	P	Q	R	S	T	Fig
25	23	50	82	M22x1.5	95	2	25	23	35	79	32	62	-	-

2.0 Turbo	110	09.84	02.88	-	-
-----------	-----	-------	-------	---	---

A	B	C	D	F	H	Fig	N	O	P	Q	R	S	T	Fig
25	25	50	90	M22x1.5	95	2	25	23	35	79	32	62	-	-



Note : -



Sinistra / Left

Mitsubishi

Destra / Right




Galant IV (Serie E3_A - Front)

A	B	C	D	F	H	Fig	N	O	P	Q	R	S	T	Fig
25	30	54	82.6	M22x1.5	-	3	-	-	-	-	-	-	-	-

kW	da:	a:	Cambio	Telaio
	from:	to:	Gearbox	Chassis
2.0 i16V 4x4	106	10.89	07.91	- -

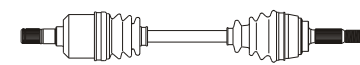
A	B	C	D	F	H	Fig	N	O	P	Q	R	S	T	Fig
25	30	54	82.6	M22x1.5	-	3	-	-	-	-	-	-	-	-



962

Outer Joint	Driveshaft	Inner Joint
MT1009	MT3090	

Note : -



Inner Joint	Driveshaft	Outer Joint
	MT3091	MT1009

Galant IV Hatchback (Serie E3_A - Front)

A	B	C	D	F	H	Fig	N	O	P	Q	R	S	T	Fig
25	22	54	79	M22x1.5	95	2	-	-	-	-	-	-	-	-

kW	da:	a:	Cambio	Telaio
	from:	to:	Gearbox	Chassis
1.8	63	03.89	08.90	- -

A	B	C	D	F	H	Fig	N	O	P	Q	R	S	T	Fig
25	22	54	79	M22x1.5	95	2	-	-	-	-	-	-	-	-



Outer Joint	Driveshaft	Inner Joint
MT1007	MT3037	

Note : -



Inner Joint	Driveshaft	Outer Joint
	MT3038	MT1007

A	B	C	D	F	H	Fig	N	O	P	Q	R	S	T	Fig
25	23	54	88	M22x1.5	95	2	-	-	-	-	-	-	-	-

kW	da:	a:	Cambio	Telaio
	from:	to:	Gearbox	Chassis
1.8 ie 16V	66	01.90	08.90	- -

A	B	C	D	F	H	Fig	N	O	P	Q	R	S	T	Fig
25	23	54	88	M22x1.5	95	2	-	-	-	-	-	-	-	-



Outer Joint	Driveshaft	Inner Joint
MT1017	MT3094	

Note : -




Inner Joint	Driveshaft	Outer Joint
	MT3095	MT1017

A	B	C	D	F	H	Fig	N	O	P	Q	R	S	T	Fig
25	23	54	83	M22x1.5	95	2	26	25	-	85	-	-	32.4	5

kW	da:	a:	Cambio	Telaio
	from:	to:	Gearbox	Chassis
1.8 ie 16V	66	09.90	10.92	- -
2.0	80	03.88	03.93	- -
2.0 16V	106	03.88	03.93	- -


A	B	C	D	F	H	Fig	N	O	P	Q	R	S	T	Fig
25	23	54	83	M22x1.5	95	2	24	25	-	85	-	-	32.4	5



948

Outer Joint	Driveshaft	Inner Joint
MT1008	MT3057	MT2008

Note : -



Inner Joint	Driveshaft	Outer Joint
MT2009	MT3058	MT1008



Sinistra / Left

Mitsubishi

Destra / Right



Galant IV Hatchback (Serie E3_A - Front)

A	B	C	D	F	H	Fig	N	O	P	Q	R	S	T	Fig
25	30	54	82.6	M22x1.5	-	3	-	-	-	-	-	-	-	-

2.0 4x4

kW

da: a: Cambio
from: to: Gearbox

Telaio
Chassis

80 10.89 07.91 - -



962

Outer Joint

Driveshaft

Inner Joint

MT1009

MT3090

Note : -

Galant IV Sedan (Serie E3_A - Front)

A	B	C	D	F	H	Fig	N	O	P	Q	R	S	T	Fig
25	22	50	82	M22x1.5	95	2	25	-	-	-	-	-	-	-


1.6

kW

da: a: Cambio
from: to: Gearbox

Telaio
Chassis

55 01.87 12.93 - -



945

Outer Joint

Driveshaft

Inner Joint

MT1001

MT3027

Note : -

A	B	C	D	F	H	Fig	N	O	P	Q	R	S	T	Fig
25	22	54	79	M22x1.5	95	2	-	-	-	-	-	-	-	-

1.8

63 03.88 08.90 - -



Outer Joint

Driveshaft

Inner Joint

MT1007

MT3037

Note : -

A	B	C	D	F	H	Fig	N	O	P	Q	R	S	T	Fig
25	23	54	88	M22x1.5	95	2	-	-	-	-	-	-	-	-

1.8 ie 16V

66 01.90 08.90 - -



Outer Joint

Driveshaft


Inner Joint

MT1017

MT3094

Note : -

A	B	C	D	F	H	Fig	N	O	P	Q	R	S	T	Fig
25	30	54	82.6	M22x1.5	-	3	-	-	-	-	-	-	-	-



Inner Joint

Driveshaft

Outer Joint

MT3091

MT1009

A	B	C	D	F	H	Fig	N	O	P	Q	R	S	T	Fig
25	22	50	82	M22x1.5	95	2	25	-	-	-	-	-	-	-



605

Inner Joint

Driveshaft

Outer Joint

MT3028

MT1001

A	B	C	D	F	H	Fig	N	O	P	Q	R	S	T	Fig
25	22	54	79	M22x1.5	95	2	-	-	-	-	-	-	-	-



Inner Joint

Driveshaft

Outer Joint

MT3038

MT1007

A	B	C	D	F	H	Fig	N	O	P	Q	R	S	T	Fig
25	23	54	88	M22x1.5	95	2	-	-	-	-	-	-	-	-



Inner Joint

Driveshaft

Outer Joint

MT3095

MT1017



Sinistra / Left

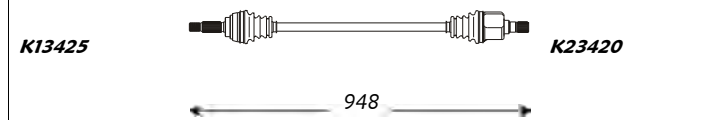
Mitsubishi

Destra / Right



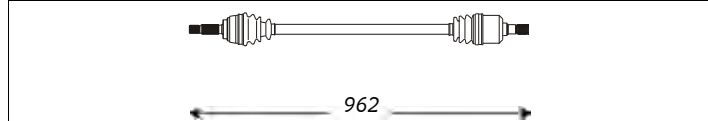
Galant IV Sedan (Serie E3_A - Front)

A	B	C	D	F	H	Fig	N	O	P	Q	R	S	T	Fig
25	23	54	83	M22x1.5	95	2	26	25	-	85	-	-	32.4	5



Outer Joint	Driveshaft	Inner Joint
MT1008	MT3057	MT2008

A	B	C	D	F	H	Fig	N	O	P	Q	R	S	T	Fig
25	30	54	82.6	M22x1.5	-	3	-	-	-	-	-	-	-	-




Outer Joint	Driveshaft	Inner Joint
MT1009	MT3090	

Note : -

kW	da:	a:	Cambio	Telaio
	from:	to:	Gearbox	Chassis
66	09.90	10.92	-	-
55	06.88	03.93	-	-
80	03.88	03.93	-	-
106	03.88	03.93	-	-

A	B	C	D	F	H	Fig	N	O	P	Q	R	S	T	Fig
25	23	54	83	M22x1.5	95	2	24	25	-	85	-	-	32.4	5



Inner Joint	Driveshaft	Outer Joint
MT2009	MT3058	MT1008

A	B	C	D	F	H	Fig	N	O	P	Q	R	S	T	Fig
25	30	54	82.6	M22x1.5	-	3	-	-	-	-	-	-	-	-

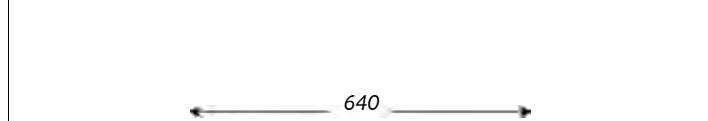


Inner Joint	Driveshaft	Outer Joint
	MT3091	MT1009

Note : -

Galant V (Serie E5_A - Front)

A	B	C	D	F	H	Fig	N	O	P	Q	R	S	T	Fig
25	24	54	86	-	-	-	-	-	-	-	-	-	-	-



Outer Joint	Driveshaft	Inner Joint
MT1010 MT1018 abs 43	MT3078 MT3080 abs 43	

A	B	C	D	F	H	Fig	N	O	P	Q	R	S	T	Fig
25	23	54	86.9	M22x1.5	-	3	-	-	-	-	-	-	-	-

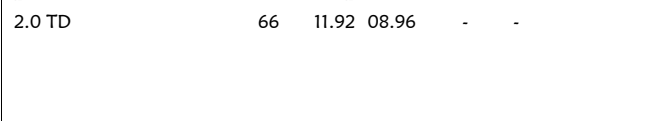


Outer Joint	Driveshaft	Inner Joint
MT1011	MT3096	

Note : -

kW	da:	a:	Cambio	Telaio
	from:	to:	Gearbox	Chassis
101	11.92	08.96	-	-
101	11.92	08.96	-	-
66	11.92	08.96	-	-

A	B	C	D	F	H	Fig	N	O	P	Q	R	S	T	Fig
25	24	54	86	-	-	-	-	-	-	-	-	-	-	-



Inner Joint	Driveshaft	Outer Joint
	MT3079 MT3081 abs 43	MT1010 MT1018 abs 43

A	B	C	D	F	H	Fig	N	O	P	Q	R	S	T	Fig
25	23	54	86.9	M22x1.5	-	3	-	-	-	-	-	-	-	-



Inner Joint	Driveshaft	Outer Joint
	MT3097	MT1011

Note : -



Sinistra / Left

Mitsubishi

Destra / Right



L 200 (Serie K__T - Front)

														kW	da:	a:	Cambio	Telaio																	
														from:	to:	Gearbox	Chassis																		
A	B	C	D	F	H	Fig	N	O	P	Q	R	S	T	Fig						A	B	C	D	F	H	Fig	N	O	P	Q	R	S	T	Fig	
28	25	56	88	-	154	2	-	-	-	-	-	-	-	-	2.4	97	06.96	----	-	-	28	25	56	88	-	154	2	-	-	-	-	-	-	-	-
														2.5 TD	73	06.96	----	-	-																
Outer Joint				Driveshaft				Inner Joint						Inner Joint				Driveshaft				Outer Joint													
MT1012				MT3100														MT3101				MT1012													
														Note : -																					

L 200 Pick-Up (Front)

														kW	da:	a:	Cambio	Telaio																		
														from:	to:	Gearbox	Chassis																			
A	B	C	D	F	H	Fig	N	O	P	Q	R	S	T	Fig						A	B	C	D	F	H	Fig	N	O	P	Q	R	S	T	Fig		
28	27	56	94	-	-	-	-	-	-	-	-	-	-	-	2.6 4WD	-	01.83	12.89	-	-	28	27	56	94	-	-	-	-	-	-	-	-	-	-	-	-
Outer Joint				Driveshaft				Inner Joint						Inner Joint				Driveshaft				Outer Joint														
MT1025				MT3102														MT3103				MT1025														
														Note : -																						

Lancer F II (Serie A17_ - Front)

														kW	da:	a:	Cambio	Telaio																	
														from:	to:	Gearbox	Chassis																		
A	B	C	D	F	H	Fig	N	O	P	Q	R	S	T	Fig						A	B	C	D	F	H	Fig	N	O	P	Q	R	S	T	Fig	
25	22	50	82	M22x1.5	95	2	25		35	79	32	346	-	-	1.2	40	02.83	03.84	-	-	25	22	50	82	M22x1.5	95	2	25		35	79	31	60	-	-
														1.4	51	03.83	03.84	-	-																
														1.4 Turbo	77	06.82	03.84	-	-																
Outer Joint				Driveshaft				Inner Joint						Inner Joint				Driveshaft				Outer Joint													
MT1001				MT3045														MT3046				MT1001													
														Note : -																					



Sinistra / Left

Mitsubishi

Destra / Right

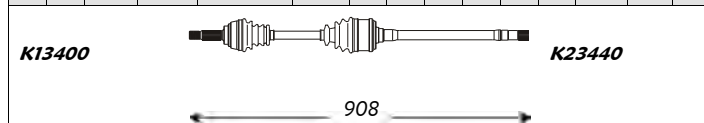


Lancer I (Serie A17_ - Front)

A	B	C	D	F	H	Fig	N	O	P	Q	R	S	T	Fig
25	22	50	82	M22x1.5	95	2	25		35	79	32	346	-	-

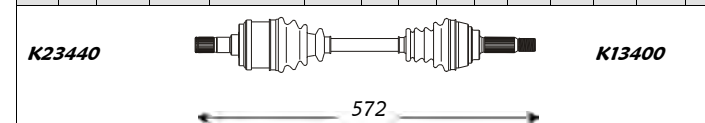
kW	da:	a:	Cambio	Telaio
	from:	to:	Gearbox	Chassis
1.4	50	01.79	02.83	-
1.6	60/62	09.79	02.83	-

A	B	C	D	F	H	Fig	N	O	P	Q	R	S	T	Fig
25	22	50	82	M22x1.5	95	2	25		35	79	31	60	-	-



Outer Joint	Driveshaft	Inner Joint
MT1001	MT3045	

Note : -




Inner Joint	Driveshaft	Outer Joint
	MT3046	MT1001

Lancer III (Serie C1_A - Front)

A	B	C	D	F	H	Fig	N	O	P	Q	R	S	T	Fig
25	22	50	82	M22x1.5	94	3	25	22	35	75.5	31	54	-	-


kW	da:	a:	Cambio	Telaio
	from:	to:	Gearbox	Chassis
1.2	40	04.84	08.86	-
1.3	44	04.84	08.86	-
1.5	55	03.84	08.86	-

A	B	C	D	F	H	Fig	N	O	P	Q	R	S	T	Fig
25	22	50	82	M22x1.5	94	3	25	22	35	75.5	31	54	-	-



Outer Joint	Driveshaft	Inner Joint
MT1002	MT3072	MT2024

Note : -




Inner Joint	Driveshaft	Outer Joint
MT2024	MT3073	MT1002

A	B	C	D	F	H	Fig	N	O	P	Q	R	S	T	Fig
25	23	50	82	M22x1.5	95	2	25		35	79	-	53.5	33	5


1.2	40	09.86	08.88	-
1.3	44	09.86	08.88	-
1.5	55	10.85	03.89	-
1.5	55	09.86	08.88	-
1.5 Cat.	51	09.86	08.88	-
1.8 D	43	04.84	08.86	-

A	B	C	D	F	H	Fig	N	O	P	Q	R	S	T	Fig
25	23	50	82	M22x1.5	95	2	25		35	79	-	53.5	33	5



Outer Joint	Driveshaft	Inner Joint
MT1003	MT3049	

Note : -

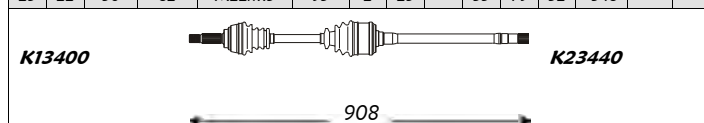


Inner Joint	Driveshaft	Outer Joint
	MT3050	MT1003

A	B	C	D	F	H	Fig	N	O	P	Q	R	S	T	Fig
25	22	50	82	M22x1.5	95	2	25		35	79	32	346	-	-

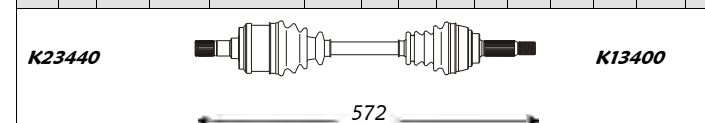
1.6 Turbo	84/85	04.84	08.88	-
-----------	-------	-------	-------	---

A	B	C	D	F	H	Fig	N	O	P	Q	R	S	T	Fig
25	22	50	82	M22x1.5	95	2	25		35	79	31	60	-	-



Outer Joint	Driveshaft	Inner Joint
MT1001	MT3045	

Note : -



Inner Joint	Driveshaft	Outer Joint
	MT3046	MT1001



Sinistra / Left

Mitsubishi

Destra / Right



Lancer III (Serie C1_A - Front)

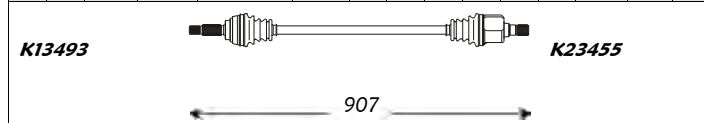
A	B	C	D	F	H	Fig	N	O	P	Q	R	S	T	Fig
25	23	50	82	M22x1.5	95	2	25		35	79	-	53.5	33	5

1.8 D

kW da: a: Cambio Telaio
from: to: Gearbox Chassis


43 09.86 08.88 - -

A	B	C	D	F	H	Fig	N	O	P	Q	R	S	T	Fig
25	23	50	82	M22x1.5	95	2	25		35	79	-	53.5	33	5



Outer Joint	Driveshaft	Inner Joint
MT1003	MT3053	

Note : -



Inner Joint	Driveshaft	Outer Joint
	MT3054	MT1003

Lancer III SW (Serie C1_V - Front)

A	B	C	D	F	H	Fig	N	O	P	Q	R	S	T	Fig
25	22	50	82	M22x1.5	94	3	25	22	35	75.5	31	54	-	-

1.5

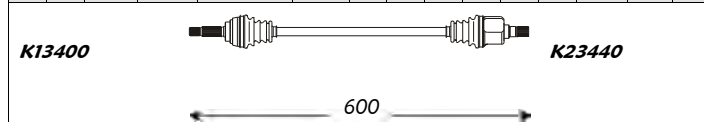
kW da: a: Cambio Telaio
from: to: Gearbox Chassis

55 08.85 04.89 - -

A	B	C	D	F	H	Fig	N	O	P	Q	R	S	T	Fig
25	22	50	82	M22x1.5	94	3	25	22	35	75.5	31	54	-	-


1.5 Cat.

51 09.86 03.91 - -



Outer Joint	Driveshaft	Inner Joint
MT1002	MT3072	MT2024

Note : -



Inner Joint	Driveshaft	Outer Joint
MT2024	MT3073	MT1002

A	B	C	D	F	H	Fig	N	O	P	Q	R	S	T	Fig
25	22	50	82	M22x1.5	94	3	25		-	-	-	-	-	-


1.5i

62 08.88 03.91 - -

A	B	C	D	F	H	Fig	N	O	P	Q	R	S	T	Fig
25	22	50	82	M22x1.5	94	3	25		-	-	-	-	-	-


1.5i 12V

66 09.90 08.92 - -



Outer Joint	Driveshaft	Inner Joint
MT1002	MT3019	

Note : -



Inner Joint	Driveshaft	Outer Joint
	MT3020	MT1002

A	B	C	D	F	H	Fig	N	O	P	Q	R	S	T	Fig
25	23	50	82	M22x1.5	95	2	-		-	-	-	-	-	-

1.8 D

43 08.85 08.92 - -

A	B	C	D	F	H	Fig	N	O	P	Q	R	S	T	Fig
25	23	50	82	M22x1.5	95	2	-		-	-	-	-	-	-



Outer Joint	Driveshaft	Inner Joint
MT1004	MT3021	

Note : -



Inner Joint	Driveshaft	Outer Joint
	MT3022	MT1004



Sinistra / Left

Mitsubishi

Destra / Right



Lancer IV Hatchback (Serie C6_A - Front)

kW	da: from:	a: to:	Cambio Gearbox	Telaio Chassis
----	--------------	-----------	-------------------	-------------------

A	B	C	D	F	H	Fig	N	O	P	Q	R	S	T	Fig
25	22	50	82	M22x1.5	95	2	-	-	-	-	-	-	-	-

1.3 12V (MMC)	55	04.93	04.94	-	-
1.5 12V (MMC)	66	09.90	04.93	-	-
1.5 8V (MMC)	62	08.89	08.90	-	-
1.6 16V (MMC)	83	04.93	04.94	-	-

923

Outer Joint	Driveshaft	Inner Joint
MT1001	MT3039	

Note : MMC design - black

A	B	C	D	F	H	Fig	N	O	P	Q	R	S	T	Fig
25	22	50	82	M22x1.5	94	3	25	-	35	79	-	53.5	33	5

1.3 12V (NTN)	55	04.93	04.94	-	-
1.5 12V (NTN)	66	09.90	04.93	-	-
1.5 8V (NTN)	62	08.89	08.90	-	-




Outer Joint	Driveshaft	Inner Joint
MT1002	MT3051	

Note : NTN design - green

A	B	C	D	F	H	Fig	N	O	P	Q	R	S	T	Fig
25	30	50	82	M22x1.5	94	2	25	-	35	78.5	34	62	-	-

1.6i 16V

91	04.88	08.90	-	-
----	-------	-------	---	---




Outer Joint	Driveshaft	Inner Joint
MT1006	MT3067	

Note : -

A	B	C	D	F	H	Fig	N	O	P	Q	R	S	T	Fig
25	30	50	82	M22x1.5	94	2	-	-	-	-	-	-	-	-

1.8 D

44	09.88	03.93	-	-
----	-------	-------	---	---



Outer Joint	Driveshaft	Inner Joint
MT1006	MT3074	

Note : -

A	B	C	D	F	H	Fig	N	O	P	Q	R	S	T	Fig
25	22	50	82	M22x1.5	95	2	-	-	-	-	-	-	-	-

597

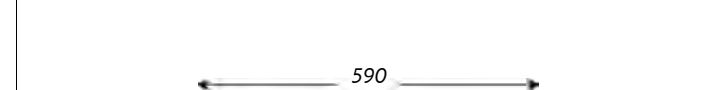
Inner Joint	Driveshaft	Outer Joint
	MT3040	MT1001

A	B	C	D	F	H	Fig	N	O	P	Q	R	S	T	Fig
25	22	50	82	M22x1.5	94	3	25	-	35	79	-	53.5	33	5



Inner Joint	Driveshaft	Outer Joint
	MT3052	MT1002

A	B	C	D	F	H	Fig	N	O	P	Q	R	S	T	Fig
25	23	50	82	M22x1.5	95	2	25	-	35	78.5	34	63.5	34.5	5



Inner Joint	Driveshaft	Outer Joint
	MT3068	MT1004

A	B	C	D	F	H	Fig	N	O	P	Q	R	S	T	Fig
25	30	50	82	M22x1.5	94	2	-	-	-	-	-	-	-	-



Inner Joint	Driveshaft	Outer Joint
	MT3075	MT1006



Sinistra / Left

Mitsubishi

Destra / Right




Lancer IV Sedan (Serie C6_A - Front)

A	B	C	D	F	H	Fig	N	O	P	Q	R	S	T	Fig
25	22	50	82	M22x1.5	95	2	-	-	-	-	-	-	-	-


kW	da: from:	a: to:	Cambio Gearbox	Telaio Chassis
1.3 (MMC)	51	09.88	08.90	- -
1.3 12V (MMC)	55	09.90	02.92	- -
1.5 12V (MMC)	66	09.90	02.92	- -
1.5 8V (MMC)	62	09.88	08.90	- -

A	B	C	D	F	H	Fig	N	O	P	Q	R	S	T	Fig
25	22	50	82	M22x1.5	95	2	-	-	-	-	-	-	-	-



Outer Joint	Driveshaft	Inner Joint
MT1001	MT3039	

Note : MMC design - green




Inner Joint	Driveshaft	Outer Joint
	MT3040	MT1001

A	B	C	D	F	H	Fig	N	O	P	Q	R	S	T	Fig
25	22	50	82	M22x1.5	94	3	25	-	35	79	-	53.5	33	5

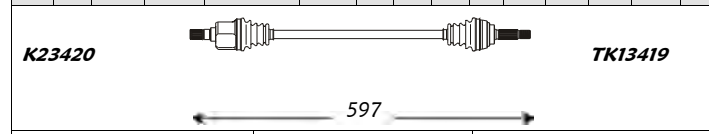
kW	da: from:	a: to:	Cambio Gearbox	Telaio Chassis
1.3 (NTN)	51	09.88	08.90	- -
1.3 12V (NTN)	55	09.90	02.92	- -
1.5 12V (NTN)	66	09.90	02.92	- -
1.5 8V (NTN)	62	09.88	08.90	- -

A	B	C	D	F	H	Fig	N	O	P	Q	R	S	T	Fig
25	22	50	82	M22x1.5	94	3	25	-	35	79	-	53.5	33	5



Outer Joint	Driveshaft	Inner Joint
MT1002	MT3051	

Note : NTN design - black




Inner Joint	Driveshaft	Outer Joint
	MT3052	MT1002

A	B	C	D	F	H	Fig	N	O	P	Q	R	S	T	Fig
25	30	50	82	M22x1.5	94	2	-	-	-	-	-	-	-	-

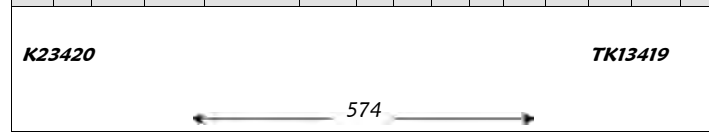
kW	da: from:	a: to:	Cambio Gearbox	Telaio Chassis
1.8 D	44	09.88	03.93	- -

A	B	C	D	F	H	Fig	N	O	P	Q	R	S	T	Fig
25	30	50	82	M22x1.5	94	2	-	-	-	-	-	-	-	-



Outer Joint	Driveshaft	Inner Joint
MT1006	MT3074	

Note : -




Inner Joint	Driveshaft	Outer Joint
	MT3075	MT1006

Lancer V Sedan (Serie CB_A - Front)

A	B	C	D	F	H	Fig	N	O	P	Q	R	S	T	Fig
25	22	54	79	M22x1.5	95	2	-	-	-	-	-	-	-	-

kW	da: from:	a: to:	Cambio Gearbox	Telaio Chassis
1.3 12V	55	04.93	01.96	- -

A	B	C	D	F	H	Fig	N	O	P	Q	R	S	T	Fig
25	22	54	79	M22x1.5	95	2	-	-	-	-	-	-	-	-



Outer Joint	Driveshaft	Inner Joint
MT1007	MT3076	

Note : -



Inner Joint	Driveshaft	Outer Joint
	MT3077	MT1007



Sinistra / Left

Mitsubishi

Destra / Right



Lancer V Sedan (Serie CB_A - Front)

A	B	C	D	F	H	Fig	N	O	P	Q	R	S	T	Fig
25	23	54	83	M22x1.5	95	2	-	-	-	-	-	-	-	-

1.6 16V kW 83 da: 04.93 a: 01.96 Cambio - Telaio -
 from: to: Gearbox Chassis

↔													
Outer Joint				Driveshaft				Inner Joint					
MT1008				MT3023									
Note : -													

A	B	C	D	F	H	Fig	N	O	P	Q	R	S	T	Fig
25	23	54	83	M22x1.5	95	2	-	-	-	-	-	-	-	-

↔													
Inner Joint				Driveshaft				Outer Joint					
				MT3024				MT1008					
Note : -													

A	B	C	D	F	H	Fig	N	O	P	Q	R	S	T	Fig
25	23	54	83	M22x1.5	95	2	-	-	-	-	-	-	-	-

2.0 D kW 50 da: 04.93 a: 09.96 Cambio - Telaio -
 from: to: Gearbox Chassis

↔													
Outer Joint				Driveshaft				Inner Joint					
MT1008				MT3025									
Note : -													

A	B	C	D	F	H	Fig	N	O	P	Q	R	S	T	Fig
25	23	54	83	M22x1.5	95	2	-	-	-	-	-	-	-	-

↔													
Inner Joint				Driveshaft				Outer Joint					
				MT3026				MT1008					
Note : -													

Lancer V SW (Serie CB_W - Front)

A	B	C	D	F	H	Fig	N	O	P	Q	R	S	T	Fig
25	23	54	83	M22x1.5	95	2	-	-	-	-	-	-	-	-

1.6 16V kW 83 da: 09.92 a: 01.96 Cambio - Telaio -
 from: to: Gearbox Chassis

↔													
Outer Joint				Driveshaft				Inner Joint					
MT1008				MT3023									
Note : -													

A	B	C	D	F	H	Fig	N	O	P	Q	R	S	T	Fig
25	23	54	83	M22x1.5	95	2	-	-	-	-	-	-	-	-

↔													
Inner Joint				Driveshaft				Outer Joint					
				MT3024				MT1008					
Note : -													

A	B	C	D	F	H	Fig	N	O	P	Q	R	S	T	Fig
25	23	54	83	M22x1.5	95	2	-	-	-	-	-	-	-	-

2.0 D kW 50 da: 09.92 a: 09.96 Cambio - Telaio -
 from: to: Gearbox Chassis

↔													
Outer Joint				Driveshaft				Inner Joint					
MT1008				MT3025									
Note : -													

A	B	C	D	F	H	Fig	N	O	P	Q	R	S	T	Fig
25	23	54	83	M22x1.5	95	2	-	-	-	-	-	-	-	-

↔													
Inner Joint				Driveshaft				Outer Joint					
				MT3026				MT1008					
Note : -													



Sinistra / Left

Mitsubishi

Destra / Right



Mirage (Serie C1_A - Front)

														kW		da:	a:	Cambio		Telaio															
														from:	to:	Gearbox		Chassis																	
A	B	C	D	F	H	Fig	N	O	P	Q	R	S	T	Fig	1.3	44	01.83	08.88	-	-	A	B	C	D	F	H	Fig	N	O	P	Q	R	S	T	Fig
25	22	50	82	M22x1.5	94	3	23		35	78.6	27	49.5	33	5							25	22	50	82	M22x1.5	94	3	23		35	78.6	27	49.5	33	5
Outer Joint				Driveshaft					Inner Joint					Inner Joint				Driveshaft					Outer Joint												
MT1002				MT3070														MT3071					MT1002												
Note: -																																			

Mirage (Serie C53_/C63_ - Front)

														kW		da:	a:	Cambio		Telaio															
														from:	to:	Gearbox		Chassis																	
A	B	C	D	F	H	Fig	N	O	P	Q	R	S	T	Fig	1.6	-	09.88	07.90	-	-	A	B	C	D	F	H	Fig	N	O	P	Q	R	S	T	Fig
25	23	50	-	M22x1.5	-	3	-		-	-	-	-	-	-							25	30	50	-	M22x1.5	-	2	-		-	-	-	-	-	-
Outer Joint				Driveshaft					Inner Joint					Inner Joint				Driveshaft					Outer Joint												
MT1026				MT3098														MT3099					MT1027												
Note: -																																			

Pajero I (Serie L04_G - Front)

														kW		da:	a:	Cambio		Telaio																
														from:	to:	Gearbox		Chassis																		
A	B	C	D	F	H	Fig	N	O	P	Q	R	S	T	Fig	2.0	-	01.86	07.91	-	-	A	B	C	D	F	H	Fig	N	O	P	Q	R	S	T	Fig	
28	25	56	88	-	154	2	28		34.5	85.5	31	90	-	4	2.3 D	50/62	09.86	12.89	-	-	28	25	56	88	-	154	2	-		89	85.5	-	-	-	-	4
Outer Joint				Driveshaft					Inner Joint					Inner Joint				Driveshaft					Outer Joint													
MT1012				MT3055														MT3056					MT1012													
Note: -																																				



Sinistra / Left

Mitsubishi

Destra / Right



Pajero I (Serie L04_G - Front)

														kW	da:	a:	Cambio	Telaio																	
														from:	to:	Gearbox	Chassis																		
A	B	C	D	F	H	Fig	N	O	P	Q	R	S	T	Fig						A	B	C	D	F	H	Fig	N	O	P	Q	R	S	T	Fig	
28	27	56	94	-	-	-	-	-	-	-	-	-	-	-	2.3 TD	62	12.82	04.86	-	-	28	27	56	94	-	-	-	-	-	-	-	-	-	-	-
														2.6	76	01.83	11.90	-	-																
														3.0 V6	104	11.88	11.90	-	-																
←-----→														←-----→																					
Outer Joint				Driveshaft					Inner Joint					Inner Joint				Driveshaft					Outer Joint												
MT1025				MT3084														MT3085					MT1025												
														Note : -																					

Pajero II (Serie V2_W/V4_W - Front)

														kW	da:	a:	Cambio	Telaio																	
														from:	to:	Gearbox	Chassis																		
A	B	C	D	F	H	Fig	N	O	P	Q	R	S	T	Fig						A	B	C	D	F	H	Fig	N	O	P	Q	R	S	T	Fig	
28	25	56	88	-	154	2	-	-	-	-	-	-	-	-	2.5 TD	73	12.90	04.00	-	-	28	25	56	88	-	154	2	-	-	-	-	-	-	-	-
														3.0 V6	110/130	12.90	12.95	-	-																
←-----612-----→														←-----534-----→																					
Outer Joint				Driveshaft					Inner Joint					Inner Joint				Driveshaft					Outer Joint												
MT1012				MT3100														MT3101					MT1012												
														Note : -																					

Space Runner I (Serie N1_W,N2_W - Front)

														kW	da:	a:	Cambio	Telaio																	
														from:	to:	Gearbox	Chassis																		
A	B	C	D	F	H	Fig	N	O	P	Q	R	S	T	Fig						A	B	C	D	F	H	Fig	N	O	P	Q	R	S	T	Fig	
25	23	54	83	M22x1.5	95	2	26	25	-	85	-	-	32.4	5	1.8 16V	90	10.91	08.99	-	-	25	23	54	83	M22x1.5	95	2	24	25	-	85	-	-	32.4	5
														1.8 16V 4x4	90	10.91	08.99	-	-																
←-----948-----→														←-----608-----→																					
Outer Joint				Driveshaft					Inner Joint					Inner Joint				Driveshaft					Outer Joint												
MT1008				MT3057					MT2008					MT2009				MT3058					MT1008												
														Note : -																					



K13425

K23420

K23420

K13425



Sinistra / Left

Mitsubishi

Destra / Right



Spacewagon I (Serie DO_W - Front)

kW	da:	a:	Cambio	Telaio
	from:	to:	Gearbox	Chassis

A	B	C	D	F	H	Fig	N	O	P	Q	R	S	T	Fig
25	22	50	82	M22x1.5	95	2	25	23	35	78	-	54	-	-

1.8

66 02.84 04.89 - -



Outer Joint	Driveshaft	Inner Joint
MT1001	MT3061	MT2029

Note : -

A	B	C	D	F	H	Fig	N	O	P	Q	R	S	T	Fig
25	23	54	83	M22x1.5	95	2	25		35	79	33	53.5	-	-

1.8 Td

55 02.84 07.85 - -



Outer Joint	Driveshaft	Inner Joint
MT1008	MT3059	

Note : -


A	B	C	D	F	H	Fig	N	O	P	Q	R	S	T	Fig
25	23	50	82	M22x1.5	95	2	25		35	79	-	53.5	33	5

1.8 Td

55 08.85 04.91 - -

2.0

62 10.86 05.88 - -




Outer Joint	Driveshaft	Inner Joint
MT1003	MT3053	

Note : -

A	B	C	D	F	H	Fig	N	O	P	Q	R	S	T	Fig
25	26	50	95	M22x1.5	95	2	25	25	-	85	44	170	-	-

2.0 4X4

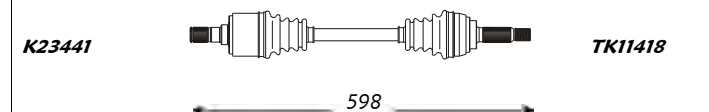
62 01.86 12.91 - -



Outer Joint	Driveshaft	Inner Joint
MT1013	MT3063	MT2030

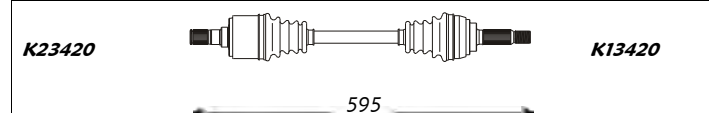
Note : -

A	B	C	D	F	H	Fig	N	O	P	Q	R	S	T	Fig
25	22	50	82	M22x1.5	95	2	25	23	35	78	-	54	-	4




Inner Joint	Driveshaft	Outer Joint
MT2029	MT3062	MT1001

A	B	C	D	F	H	Fig	N	O	P	Q	R	S	T	Fig
25	23	50	82	M22x1.5	95	2	25		35	75.5	33	53.5	-	-




Inner Joint	Driveshaft	Outer Joint
	MT3060	MT1004

A	B	C	D	F	H	Fig	N	O	P	Q	R	S	T	Fig
25	23	50	82	M22x1.5	95	2	25		35	79	-	53.5	33	5



Inner Joint	Driveshaft	Outer Joint
	MT3054	MT1003

A	B	C	D	F	H	Fig	N	O	P	Q	R	S	T	Fig
25	26	50	95	M22x1.5	95	2	25	25	35	88.7	33	63	-	-



Inner Joint	Driveshaft	Outer Joint
MT2031	MT3064	MT1013



Sinistra / Left

Mitsubishi

Destra / Right



Spacewagon II (Serie N3_W - Front)

A	B	C	D	F	H	Fig	N	O	P	Q	R	S	T	Fig	kW	da: from:	a: to:	Cambio Gearbox	Telaio Chassis	A	B	C	D	F	H	Fig	N	O	P	Q	R	S	T	Fig	
25	23	54	86.9	M22x1.5	-	3	-	-	-	-	-	-	-	-	2.0 4x4	98	10.92	10.98	-	-	25	23	54	86.9	M22x1.5	-	3	-	-	-	-	-	-	-	-
Outer Joint			Driveshaft					Inner Joint							Inner Joint			Driveshaft					Outer Joint												
MT1011			MT3033															MT3034					MT1011												
Note : -																																			

Tredia (Serie A21_A - Front)

A	B	C	D	F	H	Fig	N	O	P	Q	R	S	T	Fig	kW	da: from:	a: to:	Cambio Gearbox	Telaio Chassis	A	B	C	D	F	H	Fig	N	O	P	Q	R	S	T	Fig	
25	23	50	82	M22x1.5	95	2	25	-	-	-	-	-	-	-	1.4	52	05.82	12.86	-	-	25	23	50	82	M22x1.5	95	2	25	-	-	-	-	-	-	-
K13420															K23420																				
Outer Joint			Driveshaft					Inner Joint							Inner Joint			Driveshaft					Outer Joint												
MT1003			MT3003															MT3004					MT1003												
Note : -																																			
25	23	50	82	M22x1.5	95	2	25	35	85.5	31	373	-	-	1.6 Turbo	84/85	09.82	05.85	-	-	25	23	50	82	M22x1.5	95	2	25	35	85.5	31	63.5	-	-	-	
K13420															K23420																				
Outer Joint			Driveshaft					Inner Joint							Inner Joint			Driveshaft					Outer Joint												
MT1004			MT3005															MT3006					MT1004												
Note : -																																			



Sinistra / Left

Moskvich

Destra / Right




2141 Aleko (Front)

A	B	C	D	F	H	Fig	N	O	P	Q	R	S	T	Fig
25	25	52	90	M20x1.5	88	3	-	25	-	100	-	-	-	-

	<i>da:</i>	<i>a:</i>	<i>Cambio</i>	<i>Telaio</i>
<i>kW</i>	<i>from:</i>	<i>to:</i>	<i>Gearbox</i>	<i>Chassis</i>
1.6	-	05.89 12.96	-	-
1.7	-	05.89 12.96	-	-
1.7 D	-	05.89 12.96	-	-
1.8 D	-	05.89 12.96	-	-


A	B	C	D	F	H	Fig	N	O	P	Q	R	S	T	Fig
25	25	52	90	M20x1.5	88	3	-	25	-	100	-	-	-	-



646

Outer Joint	Driveshaft	Inner Joint
MK1001	MK3001	MK2001

Note : -



646

Inner Joint	Driveshaft	Outer Joint
MK2001	MK3001	MK1001



Sinistra / Left

Nissan-Datsun

Destra / Right



100 NX (Serie B13 - Front)

A	B	C	D	F	H	Fig	N	O	P	Q	R	S	T	Fig
25	23	55	90	M22x1.5	103	3	24		40	85	25	63	39.2	5

kW	da:	a:	Cambio	Telaio
	from:	to:	Gearbox	Chassis
1.6	66	03.90	10.94	- -
1.6 SR	75	09.93	10.94	- -

A	B	C	D	F	H	Fig	N	O	P	Q	R	S	T	Fig
25	23	55	90	M22x1.5	103	3	24		40	85	25	63	39.2	5

K11612



624

Outer Joint

Driveshaft

Inner Joint

ND1022
ND1023 abs 42

ND3031
ND3150 abs 42

Note: -

A	B	C	D	F	H	Fig	N	O	P	Q	R	S	T	Fig
25	25	55	89.7	M22x1.5	107	3	-		-	-	-	-	-	-

kW	da:	a:	Cambio	Telaio
	from:	to:	Gearbox	Chassis
2.0 GTI	105	03.91	10.94	- -

A	B	C	D	F	H	Fig	N	O	P	Q	R	S	T	Fig
25	25	55	89.7	M22x1.5	107	3	-		-	-	-	-	-	-

621

Outer Joint

Driveshaft

Inner Joint

ND1018
ND1028 abs 42

ND3125
ND3174 abs 42

Note: -


Almera I (Serie N15 - Front)

A	B	C	D	F	H	Fig	N	O	P	Q	R	S	T	Fig
25	22	55	82	M22x1.5	106	3	24		40	76.5	-	51.5	33.1	5

kW	da:	a:	Cambio	Telaio
	from:	to:	Gearbox	Chassis
1.4i	55/64	09.95	07.00	- -

A	B	C	D	F	H	Fig	N	O	P	Q	R	S	T	Fig
25	22	55	82	M22x1.5	106	3	24		40	76.5	-	51.5	33.1	5

K11980



K21684

625

Outer Joint

Driveshaft

Inner Joint

ND1020
ND1026 abs 42

ND3119
ND3127 abs 42

Note: -

A	B	C	D	F	H	Fig	N	O	P	Q	R	S	T	Fig
25	23	55	90	M22x1.5	103	3	-		-	-	-	-	-	-

kW	da:	a:	Cambio	Telaio
	from:	to:	Gearbox	Chassis
1.6i	66/73	09.95	07.00	- -

A	B	C	D	F	H	Fig	N	O	P	Q	R	S	T	Fig
25	23	55	90	M22x1.5	103	3	-		-	-	-	-	-	-

625

Outer Joint

Driveshaft


Inner Joint

ND1022
ND1023 abs 42

ND3019
ND3074 abs 42

Note: -

K21684



K11980

922

Inner Joint

Driveshaft

Outer Joint

ND1020
ND1026 abs 42

ND3120
ND3128 abs 42

ND1020
ND1026 abs 42

Inner Joint

Driveshaft

Outer Joint

ND1022
ND1023 abs 42

ND3020
ND3075 abs 42

ND1022
ND1023 abs 42



Sinistra / Left

Nissan-Datsun

Destra / Right



Almera I (Serie N15 - Front)

<i>kW</i>	<i>da:</i>	<i>a:</i>	<i>Cambio</i>	<i>Telaio</i>
	<i>from:</i>	<i>to:</i>	<i>Gearbox</i>	<i>Chassis</i>

A	B	C	D	F	H	Fig	N	O	P	Q	R	S	T	Fig
25	23	55	-	M22x1.5	-	3	-	-	-	-	-	-	-	-

2.0 D 55 07.95 03.00 - -

A	B	C	D	F	H	Fig	N	O	P	Q	R	S	T	Fig
25	23	55	-	M22x1.5	-	3	-	-	-	-	-	-	-	-



Outer Joint	Driveshaft	Inner Joint
ND1064 ND1065 abs 42	ND3168 ND3170 abs 42	

Note : -



Inner Joint	Driveshaft	Outer Joint
	ND3169 ND3171 abs 42	ND1064 ND1065 abs 42

A	B	C	D	F	H	Fig	N	O	P	Q	R	S	T	Fig
25	25	55	89.7	M22x1.5	99	3	-	-	-	-	-	-	-	-

2.0 GTI 105 07.96 03.00 - -

A	B	C	D	F	H	Fig	N	O	P	Q	R	S	T	Fig
25	25	55	89.7	M22x1.5	99	3	-	-	-	-	-	-	-	-



Outer Joint	Driveshaft	Inner Joint
ND1059 abs 42	ND3142 abs 42	

Note : -



Inner Joint	Driveshaft	Outer Joint
	ND3143 abs 42	ND1059 abs 42



Sinistra / Left

Nissan-Datsun

Destra / Right



Almera Tino (Serie V10 - Front)

A	B	C	D	F	H	Fig	N	O	P	Q	R	S	T	Fig
27	35	55	94.6	M24x1.5	102	-	27	-	-	-	-	-	-	-

2.2 Di

kW da: a: Cambio Telaio
from: to: Gearbox Chassis

84 08.00 ---- - -

A	B	C	D	F	H	Fig	N	O	P	Q	R	S	T	Fig
27	35	55	94.6	M24x1.5	102	-	27	-	33	-	-	374	-	-

628

Outer Joint	Driveshaft	Inner Joint
ND1066 abs 44	ND3184 abs 44	

Note : -

986

Inner Joint	Driveshaft	Outer Joint
	ND3185 abs 44	ND1066 abs 44

Bluebird (Serie T12 - Front)

A	B	C	D	F	H	Fig	N	O	P	Q	R	S	T	Fig
27	23	56	90	M24x1.5	103	3	27	-	33	92	30	316	43	-

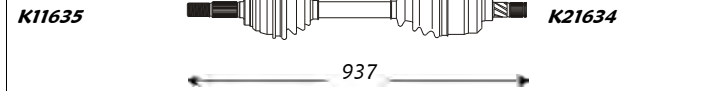
2.0

kW da: a: Cambio Telaio
from: to: Gearbox Chassis

75 12.85 12.87 - -

A	B	C	D	F	H	Fig	N	O	P	Q	R	S	T	Fig
27	23	56	90	M24x1.5	103	3	27	-	39	92	30	63.5	43	-

2.0 D 43/49 03.86 06.88 - -



Outer Joint	Driveshaft	Inner Joint
ND1012	ND3007	

Note : -



Inner Joint	Driveshaft	Outer Joint
	ND3008	ND1012

Bluebird (Serie T12,T72 - Front)

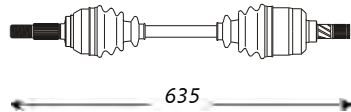
A	B	C	D	F	H	Fig	N	O	P	Q	R	S	T	Fig
27	22	56	84	M24x1.5	102	1	-	-	-	-	-	-	-	-

1.6

kW da: a: Cambio Telaio
from: to: Gearbox Chassis

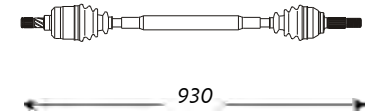
66 06.88 06.91 - -

A	B	C	D	F	H	Fig	N	O	P	Q	R	S	T	Fig
27	22	56	84	M24x1.5	102	1	-	-	-	-	-	-	-	-



Outer Joint	Driveshaft	Inner Joint
ND1014 ND1015 abs 42	ND3132 ND3164 abs 42	

Note : UK Assembled



Inner Joint	Driveshaft	Outer Joint
	ND3133 ND3165 abs 42	ND1014 ND1015 abs 42



Sinistra / Left

Nissan-Datsun

Destra / Right

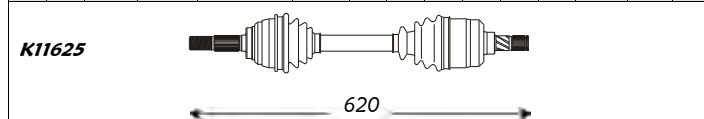


Bluebird (Serie T12,T72 - Front)

A	B	C	D	F	H	Fig	N	O	P	Q	R	S	T	Fig
27	32	56	92	M24x1.5	103	3	-	-	-	-	-	-	-	-

1.6 LX kW da: a: Cambio Telaio
 from: to: Gearbox Chassis

61 06.88 06.91 - -




Outer Joint		Driveshaft	Inner Joint
ND1024		ND3121	
ND1025	abs 42	ND3129	abs 42

Note : UK Assembled

A	B	C	D	F	H	Fig	N	O	P	Q	R	S	T	Fig
27	32	56	92	M24x1.5	103	3	-	-	-	-	-	-	-	-

1.8 kW da: a: Cambio Telaio
 from: to: Gearbox Chassis

95 02.89 12.90 - -
 85 12.85 12.90 - -



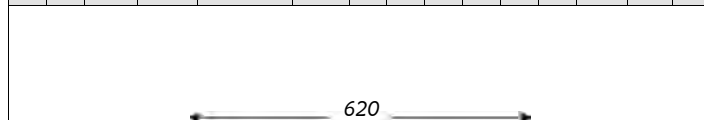
Outer Joint		Driveshaft	Inner Joint
ND1024		ND3138	
ND1025	abs 42	ND3160	abs 42

Note : UK Assembled

A	B	C	D	F	H	Fig	N	O	P	Q	R	S	T	Fig
27	32	56	92	M24x1.5	103	3	-	-	-	-	-	-	-	-

2.0 D kW da: a: Cambio Telaio
 from: to: Gearbox Chassis

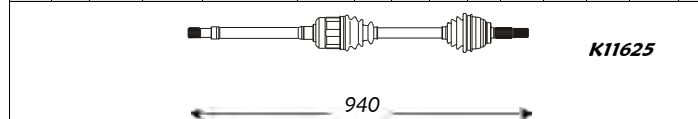
49 03.86 04.90 - -



Outer Joint		Driveshaft	Inner Joint
ND1024		ND3136	
ND1025	abs 42	ND3172	abs 42

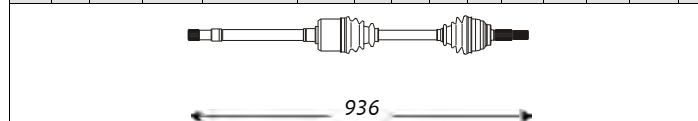
Note : UK Assembled

A	B	C	D	F	H	Fig	N	O	P	Q	R	S	T	Fig
27	32	56	92	M24x1.5	103	3	-	-	-	-	-	-	-	-



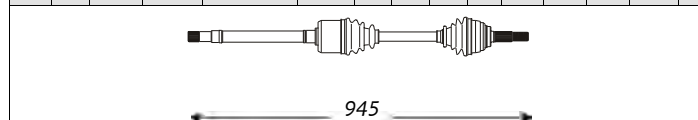
Inner Joint		Driveshaft	Outer Joint
		ND3122	ND1024
		ND3130	ND1025
		abs 42	abs 42

A	B	C	D	F	H	Fig	N	O	P	Q	R	S	T	Fig
27	32	56	92	M24x1.5	103	3	-	-	-	-	-	-	-	-



Inner Joint		Driveshaft	Outer Joint
		ND3139	ND1024
		ND3161	ND1025
		abs 42	abs 42

A	B	C	D	F	H	Fig	N	O	P	Q	R	S	T	Fig
27	32	56	92	M24x1.5	103	3	-	-	-	-	-	-	-	-




Inner Joint		Driveshaft	Outer Joint
		ND3137	ND1024
		ND3173	ND1025
		abs 42	abs 42

Bluebird (Serie T72 - Front)

A	B	C	D	F	H	Fig	N	O	P	Q	R	S	T	Fig
27	23	56	90	M24x1.5	103	3	25	-	40	85	32	63.5	39	-

2.0 kW da: a: Cambio Telaio
 from: to: Gearbox Chassis

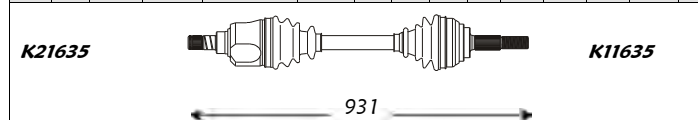
85 05.88 09.90 - -



Outer Joint		Driveshaft	Inner Joint
ND1012		ND3001	

Note : -

A	B	C	D	F	H	Fig	N	O	P	Q	R	S	T	Fig
27	23	56	90	M24x1.5	103	3	25	-	40	85	32	63.5	39	-



Inner Joint		Driveshaft	Outer Joint
		ND3002	ND1012



Sinistra / Left

Nissan-Datsun

Destra / Right



Bluebird (Serie T72 - Front)

A	B	C	D	F	H	Fig	N	O	P	Q	R	S	T	Fig
27	23	56	90	M24x1.5	103	3	27		33	89	30	330	34	5

2.0 D

kW da: a: Cambio Telaio
from: to: Gearbox Chassis

49 06.88 09.90 - -

K11635



948

Outer Joint

Driveshaft


Inner Joint

ND1012

ND3011

Note : -

A	B	C	D	F	H	Fig	N	O	P	Q	R	S	T	Fig
27	23	56	90	M24x1.5	103	3	27		39	89	30	63.5	34	5



610

Inner Joint

Driveshaft

Outer Joint

K11635

ND3012

ND1012

Bluebird I (Serie U11 - Front)


A	B	C	D	F	H	Fig	N	O	P	Q	R	S	T	Fig
27	23	56	90	M24x1.5	103	3	25		40	85	32	63.5	39	-

1.6

kW da: a: Cambio Telaio
from: to: Gearbox Chassis

60/66 04.84 06.88 - -

K11635



635

Outer Joint

Driveshaft

Inner Joint

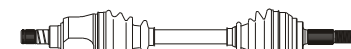
ND1012

ND3001

Note : -

A	B	C	D	F	H	Fig	N	O	P	Q	R	S	T	Fig
27	23	56	90	M24x1.5	103	3	25		40	85	32	63.5	39	-

K21635



931

Inner Joint

Driveshaft

Outer Joint

K11635

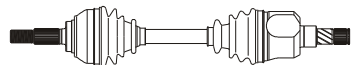
ND3002

ND1012

A	B	C	D	F	H	Fig	N	O	P	Q	R	S	T	Fig
27	25	56	98	M24x1.5	103	3	-		-	-	-	-	-	-

1.8 TD

- 04.84 12.86 - -



630

Outer Joint

Driveshaft

Inner Joint

ND1013

ND3162

Note : -

A	B	C	D	F	H	Fig	N	O	P	Q	R	S	T	Fig
27	25	56	98	M24x1.5	103	3	-		-	-	-	-	-	-

K21635



935

Inner Joint

Driveshaft

Outer Joint

K11635

ND3163

ND1013

A	B	C	D	F	H	Fig	N	O	P	Q	R	S	T	Fig
27	25	56	98	M24x1.5	103	3	-		-	-	-	-	-	-

1.8 Turbo

88 01.83 12.87 - -

K11645



Outer Joint

Driveshaft

Inner Joint

ND1013

ND3078

Note : -

A	B	C	D	F	H	Fig	N	O	P	Q	R	S	T	Fig
27	25	56	98	M24x1.5	103	3	-		-	-	-	-	-	-

K21645



Inner Joint

Driveshaft

Outer Joint

K11645

ND3079

ND1013



Sinistra / Left

Nissan-Datsun

Destra / Right

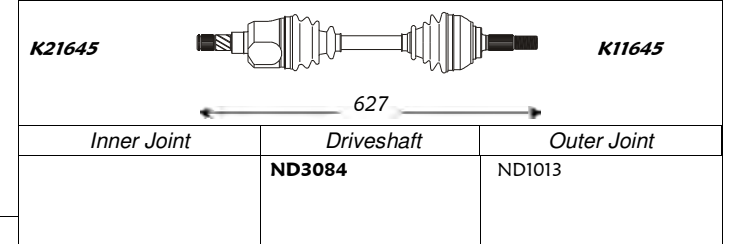
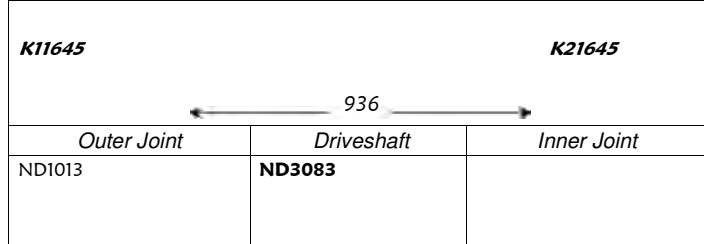


Bluebird I (Serie U11 - Front)

A	B	C	D	F	H	Fig	N	O	P	Q	R	S	T	Fig
27	25	56	98	M24x1.5	103	3	-	-	-	-	-	-	-	-

kW	da:	a:	Cambio	Telaio
	from:	to:	Gearbox	Chassis
1.8i 16V	95	03.86	04.90	-
2.0	75	04.86	09.90	-

A	B	C	D	F	H	Fig	N	O	P	Q	R	S	T	Fig
27	25	56	98	M24x1.5	103	3	-	-	-	-	-	-	-	-

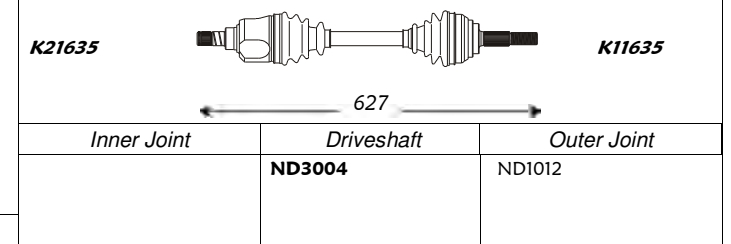
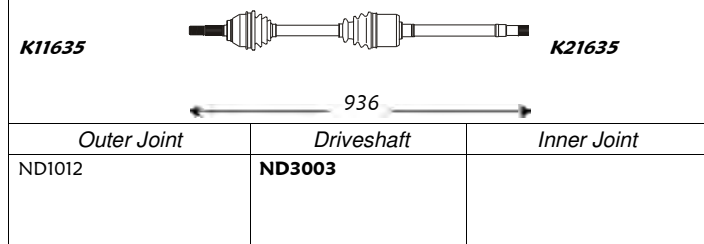


Note: -

A	B	C	D	F	H	Fig	N	O	P	Q	R	S	T	Fig
27	23	56	90	M24x1.5	103	3	27	-	33	89	31	316	34	5

2.0	68/75	04.84	02.86	-	-
-----	-------	-------	-------	---	---

A	B	C	D	F	H	Fig	N	O	P	Q	R	S	T	Fig
27	23	56	90	M24x1.5	103	3	27	-	39	85.2	32	63.5	39	-

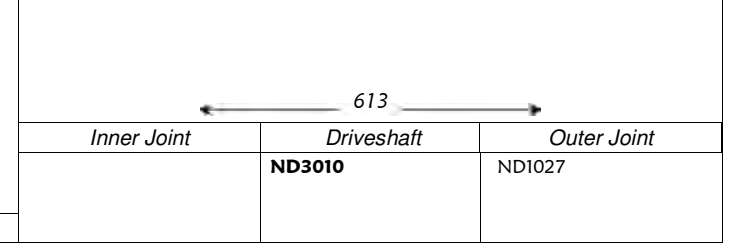
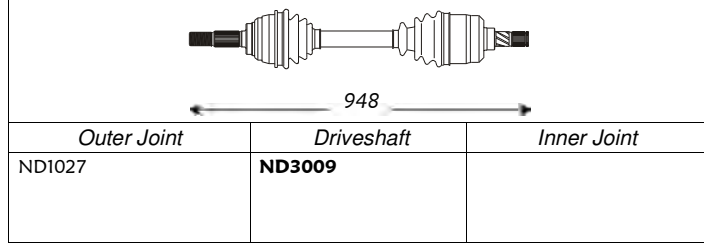


Note: -

A	B	C	D	F	H	Fig	N	O	P	Q	R	S	T	Fig
27	23	56	84	M24x1.5	102	3	27	-	33	85	30	336	39	-

2.0 D	49	03.86	12.90	-	-
-------	----	-------	-------	---	---

A	B	C	D	F	H	Fig	N	O	P	Q	R	S	T	Fig
27	23	56	84	M24x1.5	102	3	27	-	39	85	30	63.5	39	-



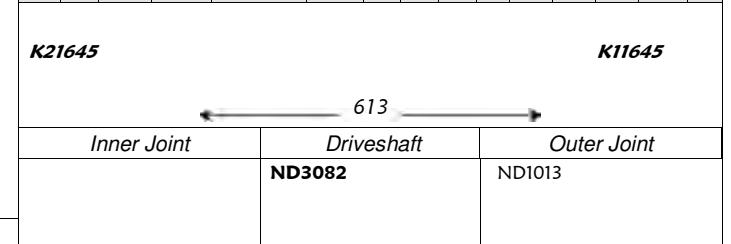
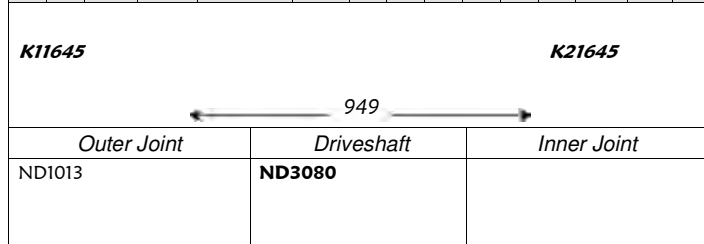
Note: -

Bluebird I SW (Serie U11 - Front)

A	B	C	D	F	H	Fig	N	O	P	Q	R	S	T	Fig
27	25	56	98	M24x1.5	103	3	27	-	33	92.5	30	330	43	5

2.0 D	43	04.84	02.86	-	-
-------	----	-------	-------	---	---

A	B	C	D	F	H	Fig	N	O	P	Q	R	S	T	Fig
27	25	56	98	M24x1.5	103	3	27	-	39	92.5	-	63	43	5



Note: -



Sinistra / Left

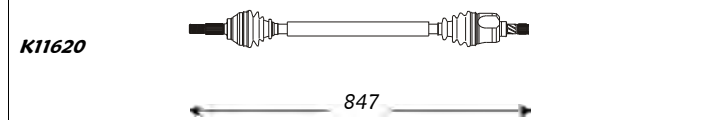
Nissan-Datsun

Destra / Right



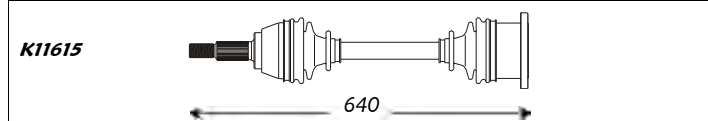
Cherry III (Serie N10 - Front)

A	B	C	D	F	H	Fig	N	O	P	Q	R	S	T	Fig
21	19	48	71	M20x1	82	2	24		40	69	26	51.5	-	-




Outer Joint	Driveshaft	Inner Joint
ND1002	ND3025	

A	B	C	D	F	H	Fig	N	O	P	Q	R	S	T	Fig
24	22	52	79	M20x1	104	2	-		-	75.5	-	-	-	-



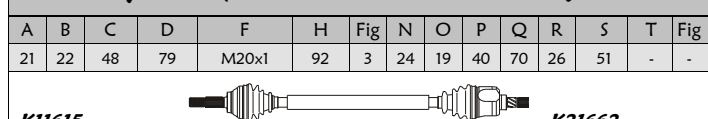
Outer Joint	Driveshaft	Inner Joint
ND1004	ND3016	

A	B	C	D	F	H	Fig	N	O	P	Q	R	S	T	Fig
24	22	52	79	M20x1	104	2	24	22	40	76	26	52	43	-



Outer Joint	Driveshaft	Inner Joint
ND1004	ND3006	ND2033

A	B	C	D	F	H	Fig	N	O	P	Q	R	S	T	Fig
21	22	48	79	M20x1	92	3	24	19	40	70	26	51	-	-



Outer Joint	Driveshaft	Inner Joint
ND1003	ND3013	ND2032

A	B	C	D	F	H	Fig	N	O	P	Q	R	S	T	Fig
21	22	48	79	M20x1	92	3	24	19	40	70	26	51	-	-

A	B	C	D	F	H	Fig	N	O	P	Q	R	S	T	Fig
21	22	48	79	M20x1	92	3	24	19	40	70	26	51	-	-

kW	da: from:	a: to:	Cambio Gearbox	Telaio Chassis
1.0	33	08.81	12.83	- -
1.3	44	08.81	12.83	- -

A	B	C	D	F	H	Fig	N	O	P	Q	R	S	T	Fig
21	19	48	71	M20x1	82	2	24	19	40	70	26	51	-	-



Inner Joint	Driveshaft	Outer Joint
ND2032	ND3026	ND1002

A	B	C	D	F	H	Fig	N	O	P	Q	R	S	T	Fig
24	22	52	79	M20x1	104	2	-		-	75.5	-	-	-	-




Inner Joint	Driveshaft	Outer Joint
	ND3016	ND1004

A	B	C	D	F	H	Fig	N	O	P	Q	R	S	T	Fig
24	22	52	79	M20x1	104	2	24	22	40	76	26	52	-	-



Inner Joint	Driveshaft	Outer Joint
ND2033	ND3005	ND1004

A	B	C	D	F	H	Fig	N	O	P	Q	R	S	T	Fig
21	22	48	79	M20x1	92	3	24	19	40	70	26	51	-	-



Inner Joint	Driveshaft	Outer Joint
ND2032	ND3014	ND1003

A	B	C	D	F	H	Fig	N	O	P	Q	R	S	T	Fig
21	22	48	79	M20x1	92	3	24	19	40	70	26	51	-	-

A	B	C	D	F	H	Fig	N	O	P	Q	R	S	T	Fig
21	22	48	79	M20x1	92	3	24	19	40	70	26	51	-	-



Sinistra / Left

Nissan-Datsun

Destra / Right

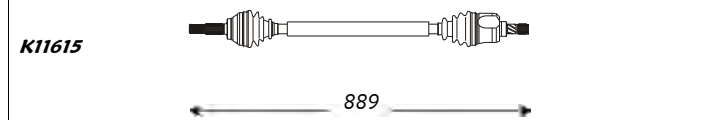


Cherry IV (Serie N12 - Front)

A	B	C	D	F	H	Fig	N	O	P	Q	R	S	T	Fig
24	22	52	81	M22x1	104	3	24	22	40	76	26	52	33	5

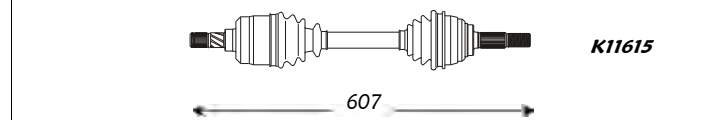
kW	da:	a:	Cambio	Telaio
from:	to:	Gearbox	Chassis	
1.5	56	01.83	12.86	- -

A	B	C	D	F	H	Fig	N	O	P	Q	R	S	T	Fig
24	22	52	81	M22x1	104	3	24	22	40	76	26	52	33	5



Outer Joint	Driveshaft	Inner Joint
ND1005	ND3017	ND2033

Note : -



Inner Joint	Driveshaft	Outer Joint
ND2033	ND3018	ND1005

A	B	C	D	F	H	Fig	N	O	P	Q	R	S	T	Fig
24	22	52	81	M22x1	104	3	24		40	79.7	26	51.5	34	5

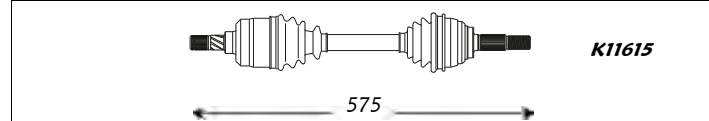
kW	da:	a:	Cambio	Telaio
from:	to:	Gearbox	Chassis	
1.7 D	41	01.84	12.86	- -

A	B	C	D	F	H	Fig	N	O	P	Q	R	S	T	Fig
24	22	52	81	M22x1	104	3	24		40	79.7	26	51.5	34	5



Outer Joint	Driveshaft	Inner Joint
ND1005	ND3023	

Note : -



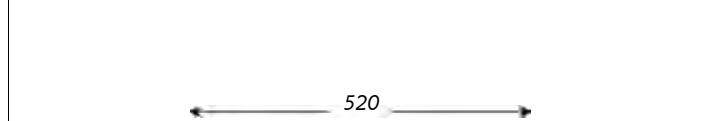
Inner Joint	Driveshaft	Outer Joint
	ND3024	ND1005

King Cab (Serie D21 - Front)

A	B	C	D	F	H	Fig	N	O	P	Q	R	S	T	Fig
27	27	50	103	-	151	-	27		-	126	-	-	34	5

kW	da:	a:	Cambio	Telaio
from:	to:	Gearbox	Chassis	
2.5 D 4WD	55/59	03.86	02.98	- -

A	B	C	D	F	H	Fig	N	O	P	Q	R	S	T	Fig
27	27	50	103	-	151	-	27		-	126	-	-	34	5



Outer Joint	Driveshaft	Inner Joint
ND1038	ND3167	

Note : -



Inner Joint	Driveshaft	Outer Joint
	ND3167	ND1038



Sinistra / Left

Nissan-Datsun

Destra / Right




Kubistar (Serie X76 - Front)

A	B	C	D	F	H	Fig	N	O	P	Q	R	S	T	Fig
21	28	52	84	M20x1.5	84	3	-	-	-	-	-	-	-	-


kW	da: from:	a: to:	Cambio Gearbox	Telaio Chassis
1.2	44	08.03	----	- -
1.2 16v	55	04.06	----	- -
1.5 dCi	42/45/48	08.03	----	- -
1.6 16v	70	08.03	----	- -

A	B	C	D	F	H	Fig	N	O	P	Q	R	S	T	Fig
21	28	52	84	M20x1.5	84	3	23	-	-	-	-	-	-	-



Outer Joint	Driveshaft	Inner Joint
	ND3201 abs 44	

Note : -

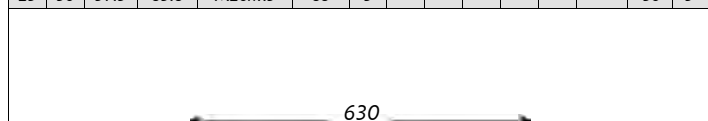


Inner Joint	Driveshaft	Outer Joint
	ND3202 abs 44	

A	B	C	D	F	H	Fig	N	O	P	Q	R	S	T	Fig
23	30	57.5	83.6	M20x1.5	86	3	-	-	-	-	-	-	30	5


1.5 dCi	60/62	08.03	----	- -
---------	-------	-------	------	-----

A	B	C	D	F	H	Fig	N	O	P	Q	R	S	T	Fig
23	30	57.5	83.6	M20x1.5	86	3	23	-	-	-	-	-	-	5



Outer Joint	Driveshaft	Inner Joint
	ND3203 abs 44	

Note : -




Inner Joint	Driveshaft	Outer Joint
	ND3204 abs 44	

Maxima (Serie J30 - Front)

A	B	C	D	F	H	Fig	N	O	P	Q	R	S	T	Fig
27	25	56	100	M24x1.5	102	-	-	-	-	-	-	-	-	-


kW	da: from:	a: to:	Cambio Gearbox	Telaio Chassis
3.0 i	125	10.88 06.94	- -	- -

A	B	C	D	F	H	Fig	N	O	P	Q	R	S	T	Fig
27	25	56	100	M24x1.5	102	-	-	-	-	-	-	-	-	-



Outer Joint	Driveshaft	Inner Joint
ND1051	ND3156	

Note : -



Inner Joint	Driveshaft	Outer Joint
	ND3157	ND1051



Sinistra / Left

Nissan-Datsun

Destra / Right



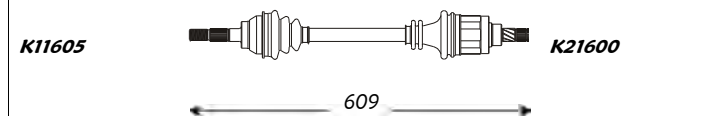
Micra (Serie K10 - Front)

kW	da:	a:	Cambio	Telaio
	from:	to:	Gearbox	Chassis

A	B	C	D	F	H	Fig	N	O	P	Q	R	S	T	Fig
21	19	48	71,5	M20x1	93	3	21	19	38	69	24	50	-	-

1.0	37/40	02.83	05.89	-	-
-----	-------	-------	-------	---	---

A	B	C	D	F	H	Fig	N	O	P	Q	R	S	T	Fig
21	19	48	71,5	M20x1	93	3	21	19	38	69	24	50	-	-



Outer Joint	Driveshaft	Inner Joint
ND1006	ND3021	ND2012

Note : -

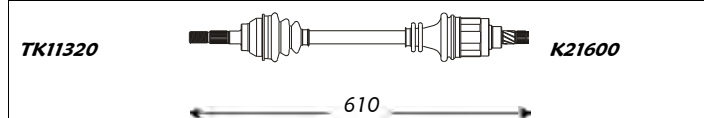


Inner Joint	Driveshaft	Outer Joint
ND2012	ND3022	ND1006

A	B	C	D	F	H	Fig	N	O	P	Q	R	S	T	Fig
23	19	48	72	M20x1	94	3	21	19	38	69	24	50	-	4

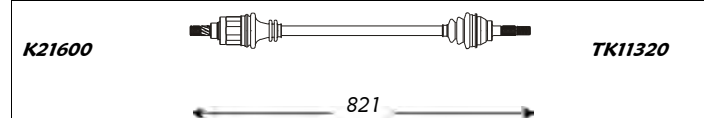
1.0	37/40	06.89	09.92	-	-
1.2	40/44	06.89	09.92	-	-

A	B	C	D	F	H	Fig	N	O	P	Q	R	S	T	Fig
23	19	48	72	M20x1	94	3	21	19	38	69	24	50	-	5



Outer Joint	Driveshaft	Inner Joint
ND1007	ND3034	ND2012

Note : -

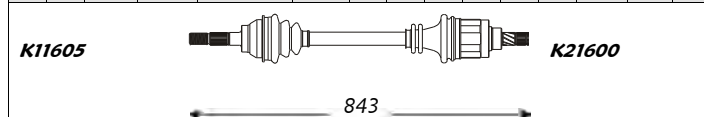


Inner Joint	Driveshaft	Outer Joint
ND2012	ND3035	ND1007

A	B	C	D	F	H	Fig	N	O	P	Q	R	S	T	Fig
21	19	48	71,5	M20x1	93	3	24	19	40	70	26	51	-	-


1.0 Aut.	37/40	02.83	12.90	-	-
----------	-------	-------	-------	---	---

A	B	C	D	F	H	Fig	N	O	P	Q	R	S	T	Fig
21	19	48	71,5	M20x1	93	3	24	19	40	70	26	51	-	-



Outer Joint	Driveshaft	Inner Joint
ND1006	ND3036	ND2032

Note : -



Inner Joint	Driveshaft	Outer Joint
ND2032	ND3037	ND1006

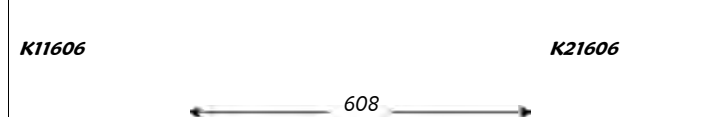
Micra (Serie K11 - Front)

kW	da:	a:	Cambio	Telaio
	from:	to:	Gearbox	Chassis

A	B	C	D	F	H	Fig	N	O	P	Q	R	S	T	Fig
23	19	48	72	-	-	3	21	19	38	69	24	50	-	4

1.0 i 16V	40	10.92	---	-	-
-----------	----	-------	-----	---	---

A	B	C	D	F	H	Fig	N	O	P	Q	R	S	T	Fig
23	19	48	72	-	-	3	21	19	38	69	24	50	-	4



Outer Joint	Driveshaft	Inner Joint
ND1047 ND1048 abs 42	ND3087 ND3089 abs 42	ND2012

Note : -



Inner Joint	Driveshaft	Outer Joint
ND2012	ND3088 ND3090 abs 42	ND1047 ND1048 abs 42



Sinistra / Left

Nissan-Datsun

Destra / Right



Micra (Serie K11 - Front)

kW da: a: Cambio Telaio
 from: to: Gearbox Chassis

A	B	C	D	F	H	Fig	N	O	P	Q	R	S	T	Fig	1.0 i 16V aut.	kW	da:	a:	Cambio	Telaio	A	B	C	D	F	H	Fig	N	O	P	Q	R	S	T	Fig
23	19	48	72	-	-	3	24		40	-	25	51.5	-	-	40	10.92	--	-	-		23	19	48	72	-	-	3	24		40	-	25	51.5	30	5
← 595 →															← 838 →																				
Outer Joint					Driveshaft					Inner Joint					Inner Joint					Driveshaft					Outer Joint										
ND1047 ND1048 abs 42					ND3194 ND3196 abs 42															ND3195 ND3197 abs 42					ND1047 ND1048 abs 42										
Note : -																																			
23	22	48	81	M20x1.5	-	3	24	22	40	82	25	51	-	-	45	10.92	--	-	-		23	22	48	81	M20x1.5	-	3	24		40	77	25	51.5	30	5
← 595 →															← 840 →																				
Outer Joint					Driveshaft					Inner Joint					Inner Joint					Driveshaft					Outer Joint										
ND1041 ND1042 abs 42					ND3038 ND3085 abs 42					ND2034										ND3039 ND3086 abs 42					ND1041 ND1042 abs 42										
Note : -																																			
23	22	48	81	M20x1.5	-	3	22		40	-	-	65	-	-	42	02.98	02.03	-	-		23	22	48	81	M20x1.5	-	3	22		30	-	-	93	-	-
← 630 →															← 818 →																				
Outer Joint					Driveshaft					Inner Joint					Inner Joint					Driveshaft					Outer Joint										
ND1041 ND1042 abs 42					ND3180 ND3182 abs 42															ND3181 ND3183 abs 42					ND1041 ND1042 abs 42										
Note : -																																			



Sinistra / Left

Nissan-Datsun

Destra / Right

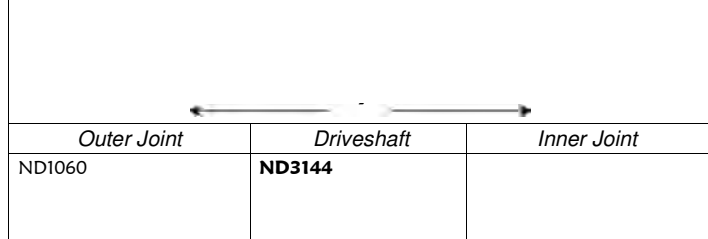


Patrol (Front)

A	B	C	D	F	H	Fig	N	O	P	Q	R	S	T	Fig
29	27	35	-	-	159	-	-	-	-	-	-	-	-	-

kW	da: from:	a: to:	Cambio Gearbox	Telaio Chassis
2.8	88	07.80	08.88	- -
3.3 D	70	01.85	01.89	- -

A	B	C	D	F	H	Fig	N	O	P	Q	R	S	T	Fig
29	27	35	-	-	159	-	-	-	-	-	-	-	-	-


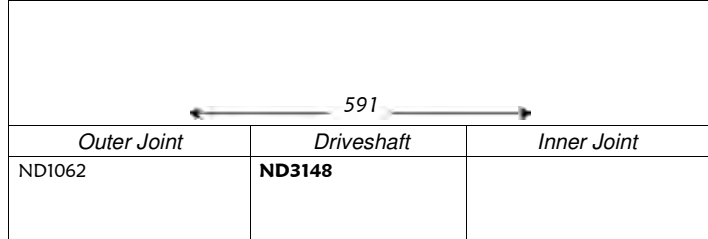


Note: -

A	B	C	D	F	H	Fig	N	O	P	Q	R	S	T	Fig
31	27	60	93	-	159	2	-	-	-	-	-	-	-	-

kW	da: from:	a: to:	Cambio Gearbox	Telaio Chassis
2.8 TD	85	06.89	08.97	- -
4.2 Cat.	121	01.92	06.97	- -
4.2 D	85	01.92	06.97	- -

A	B	C	D	F	H	Fig	N	O	P	Q	R	S	T	Fig
31	27	60	93	-	159	2	-	-	-	-	-	-	-	-

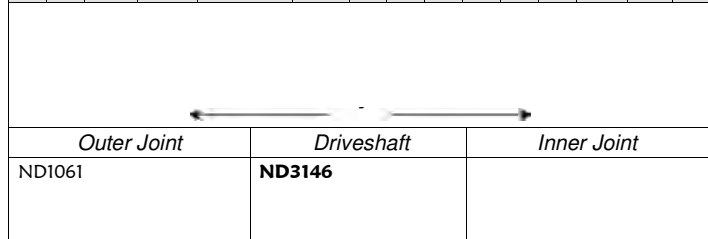


Note: -

A	B	C	D	F	H	Fig	N	O	P	Q	R	S	T	Fig
29	27	35	90	-	156	-	-	-	-	-	-	-	-	-

kW	da: from:	a: to:	Cambio Gearbox	Telaio Chassis
3.2 TD	81	07.83	08.88	- -

A	B	C	D	F	H	Fig	N	O	P	Q	R	S	T	Fig
29	27	35	90	-	156	-	-	-	-	-	-	-	-	-



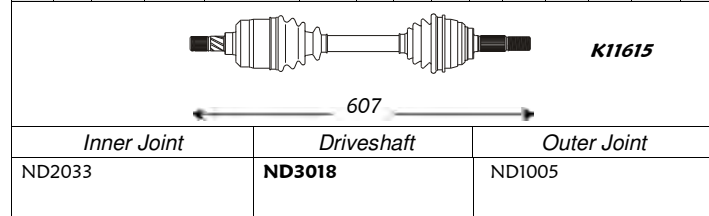
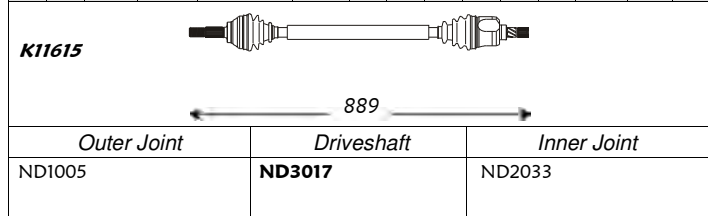
Note: -

Prairie (Serie M10 - Front)

A	B	C	D	F	H	Fig	N	O	P	Q	R	S	T	Fig
24	22	52	81	M22x1	104	3	24	22	40	76	26	52	33	5

kW	da: from:	a: to:	Cambio Gearbox	Telaio Chassis
1.5	55	01.84	03.85	- -

A	B	C	D	F	H	Fig	N	O	P	Q	R	S	T	Fig
24	22	52	81	M22x1	104	3	24	22	40	76	26	52	33	5



Note: -



Sinistra / Left

Nissan-Datsun

Destra / Right



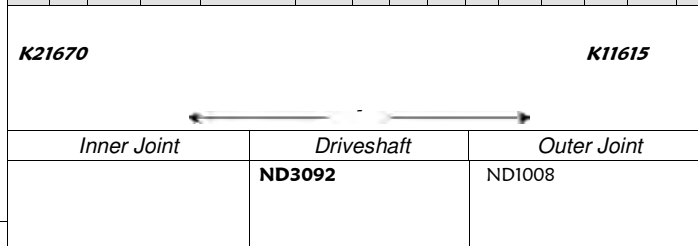
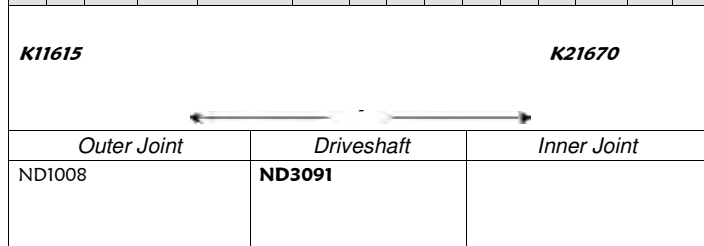
Prairie (Serie M10 - Front)

<i>kW</i>	<i>da:</i>	<i>a:</i>	<i>Cambio</i>	<i>Telaio</i>
	<i>from:</i>	<i>to:</i>	<i>Gearbox</i>	<i>Chassis</i>

A	B	C	D	F	H	Fig	N	O	P	Q	R	S	T	Fig
24	23	52	83	-	105	3	-	-	-	-	-	-	-	-

1.5	55	04.85	12.87	-	-
-----	----	-------	-------	---	---

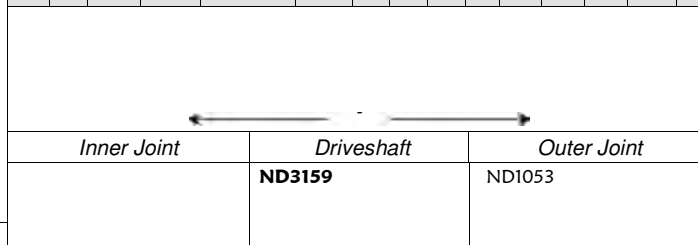
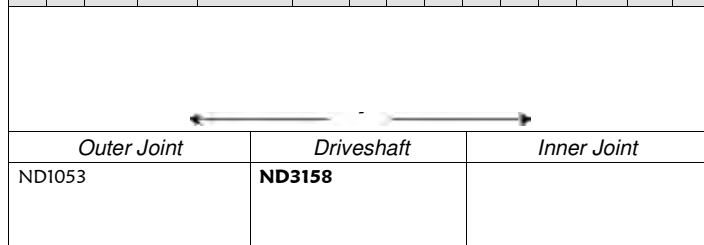
A	B	C	D	F	H	Fig	N	O	P	Q	R	S	T	Fig
24	23	52	83	-	105	3	-	-	-	-	-	-	-	-



A	B	C	D	F	H	Fig	N	O	P	Q	R	S	T	Fig
24	25	52	89.5	M22x1	105	3	-	-	-	-	-	-	-	-

1.8	66	05.85	10.87	-	-
-----	----	-------	-------	---	---

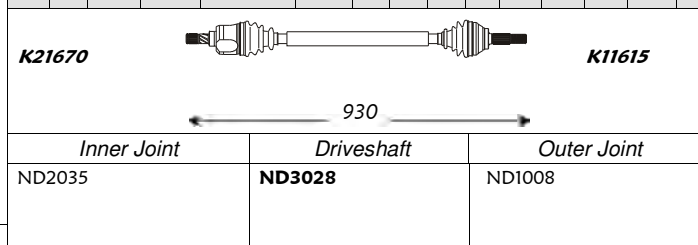
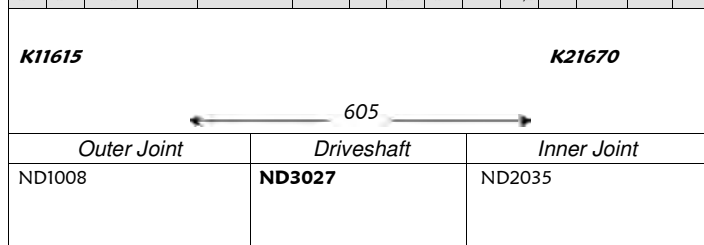
A	B	C	D	F	H	Fig	N	O	P	Q	R	S	T	Fig
24	25	52	89.5	M22x1	105	3	-	-	-	-	-	-	-	-



A	B	C	D	F	H	Fig	N	O	P	Q	R	S	T	Fig
24	23	52	83	-	105	3	25	23	40	79.2	33	63	-	-

1.8	65	03.89	--	-	-
-----	----	-------	----	---	---

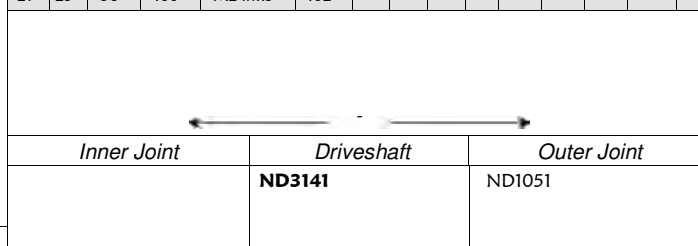
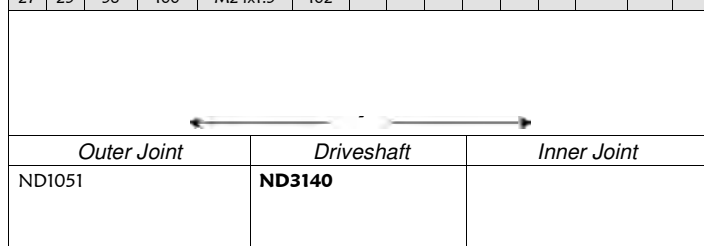
A	B	C	D	F	H	Fig	N	O	P	Q	R	S	T	Fig
24	23	52	83	-	105	3	25	23	40	79.2	33	63	-	-



A	B	C	D	F	H	Fig	N	O	P	Q	R	S	T	Fig
27	25	56	100	M24x1.5	102	-	-	-	-	-	-	-	-	-

2.0 4x4	68	06.86	09.88	-	-
---------	----	-------	-------	---	---

A	B	C	D	F	H	Fig	N	O	P	Q	R	S	T	Fig
27	25	56	100	M24x1.5	102	-	-	-	-	-	-	-	-	-





Sinistra / Left

Nissan-Datsun

Destra / Right



Prairie (Serie M11 - Front)

A	B	C	D	F	H	Fig	N	O	P	Q	R	S	T	Fig	kW	da: from:	a: to:	Cambio Gearbox	Telaio Chassis	A	B	C	D	F	H	Fig	N	O	P	Q	R	S	T	Fig	
27	23	56	90	M24x1.5	103	3	27		39	85.5	32	63.5	-	-	2.0	72	10.88	04.92	-	-	27	23	56	90	M24x1.5	103	3	27		33	85.5	32	313	-	-
K11626															K21694																				
← 623 →															← 935 →																				
Outer Joint					Driveshaft					Inner Joint					Inner Joint					Driveshaft					Outer Joint										
ND1012					ND3029															ND3030					ND1012										
Note : -																																			

Primera (Serie P10 - Front)

A	B	C	D	F	H	Fig	N	O	P	Q	R	S	T	Fig	kW	da: from:	a: to:	Cambio Gearbox	Telaio Chassis	A	B	C	D	F	H	Fig	N	O	P	Q	R	S	T	Fig	
27	22	56	84	M24x1.5	102	1	25	32	40	86	32	63	-	-	1.6	66/75	10.90	01.96	-	-	27	22	56	84	M24x1.5	102	1	25		40	77	32	63.5	30	5
K11696															K11696																				
← 639 →															← 935 →																				
Outer Joint					Driveshaft					Inner Joint					Inner Joint					Driveshaft					Outer Joint										
ND1014					ND3062					ND2038										ND3063					ND1014										
ND1015 abs 42					ND3064 abs 42															ND3065 abs 42					ND1015 abs 42										
Note : -																																			

A	B	C	D	F	H	Fig	N	O	P	Q	R	S	T	Fig	kW	da: from:	a: to:	Cambio Gearbox	Telaio Chassis	A	B	C	D	F	H	Fig	N	O	P	Q	R	S	T	Fig	
27	25	56	100	M24x1.5	103	3	-		-	-	-	-	-	-	2.0	92	01.95	06.96	-	-	27	25	56	100	M24x1.5	103	3	-		-	-	-	-	-	-
← - →															← - →																				
Outer Joint					Driveshaft					Inner Joint					Inner Joint					Driveshaft					Outer Joint										
ND1016					ND3097															ND3098					ND1016										
ND1017 abs 42					ND3099 abs 42															ND3100 abs 42					ND1017 abs 42										
Note : -																																			

A	B	C	D	F	H	Fig	N	O	P	Q	R	S	T	Fig	kW	da: from:	a: to:	Cambio Gearbox	Telaio Chassis	A	B	C	D	F	H	Fig	N	O	P	Q	R	S	T	Fig	
27	22	56	84	M24x1.5	102	1	25		40	89.2	31	63.5	34	5	2.0 16V	85	10.90	01.96	-	-	27	22	56	84	M24x1.5	102	1	25		33	86.8	33	315	-	-
K11696															K21697																				
← 617 →															← 940 →																				
Outer Joint					Driveshaft					Inner Joint					Inner Joint					Driveshaft					Outer Joint										
ND1014					ND3066															ND3067					ND1014										
ND1015 abs 42					ND3068 abs 42															ND3069 abs 42					ND1015 abs 42										
Note : -																																			



Sinistra / Left

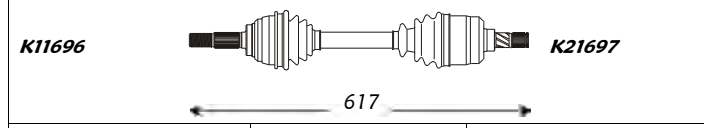
Nissan-Datsun

Destra / Right



Primera (Serie P10 - Front)

A	B	C	D	F	H	Fig	N	O	P	Q	R	S	T	Fig
27	22	56	84	M24x1.5	102	1	25		40	89.2	31	63.5	34	5



Outer Joint		Driveshaft	Inner Joint	
ND1024		ND3093		
ND1025	abs 42	ND3095	abs 42	

A	B	C	D	F	H	Fig	N	O	P	Q	R	S	T	Fig
27	22	56	84	M24x1.5	102	1	25	23	40	79	33	63	-	-



Outer Joint		Driveshaft	Inner Joint	
ND1014		ND3070		ND2040
ND1015	abs 42	ND3115	abs 42	

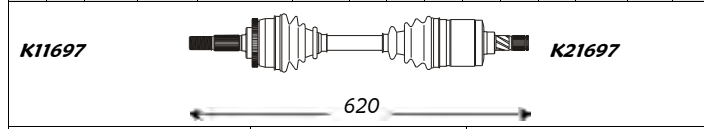
Primera (Serie P11/W11 - Front)

A	B	C	D	F	H	Fig	N	O	P	Q	R	S	T	Fig
27	22	56	84	M24x1.5	-	3	25		40	-	-	63	-	-



Outer Joint		Driveshaft	Inner Joint	
ND1052	abs 44	ND3134	abs 44	

A	B	C	D	F	H	Fig	N	O	P	Q	R	S	T	Fig
27	32	56	92	M24x1.5	103	3	25		40	-	-	63	-	-



Outer Joint		Driveshaft	Inner Joint	
ND1046	abs 44	ND3123	abs 44	

kW da: a: Cambio Telaio
from: to: Gearbox Chassis

2.0 16V Aut.	85	10.90	01.96	-	-
2.0 4X4 Aut.	85	04.91	06.96	-	-
2.0 D Aut.	55	09.90	01.96	-	-

Note : -

2.0 D	55	06.90	01.96	-	-
-------	----	-------	-------	---	---

Note : -

kW da: a: Cambio Telaio
from: to: Gearbox Chassis

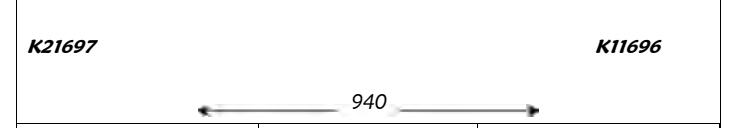
1.6 16V	66/73	09.96	---	-	-
---------	-------	-------	-----	---	---

Note : -

2.0 16V	85/96	09.96	---	-	-
---------	-------	-------	-----	---	---

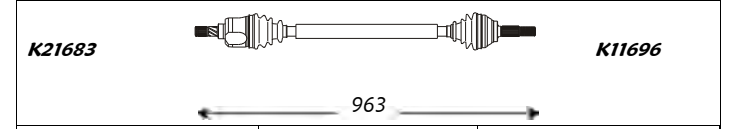
Note : -

A	B	C	D	F	H	Fig	N	O	P	Q	R	S	T	Fig
27	22	56	84	M24x1.5	102	1	25		33	86.8	33	315	-	-



Inner Joint		Driveshaft	Outer Joint	
		ND3094		ND1024
		ND3096	abs 42	ND1025
				abs 42

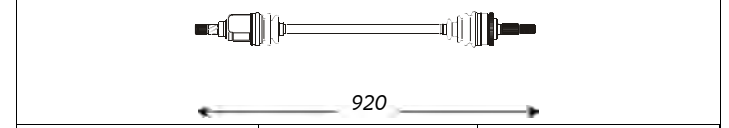
A	B	C	D	F	H	Fig	N	O	P	Q	R	S	T	Fig
27	22	56	84	M24x1.5	102	1	25		40	77	30	63.5	30	5



Inner Joint		Driveshaft	Outer Joint	
		ND3071		ND1014
		ND3116	abs 42	ND1015
				abs 42

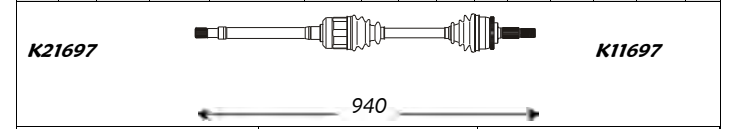
Note : -

A	B	C	D	F	H	Fig	N	O	P	Q	R	S	T	Fig
27	22	56	84	M24x1.5	-	3	25		40	-	-	63	-	-



Inner Joint		Driveshaft	Outer Joint	
		ND3135	abs 44	ND1052
				abs 44

A	B	C	D	F	H	Fig	N	O	P	Q	R	S	T	Fig
27	32	56	92	M24x1.5	103	3	25		33	-	-	354	-	-



Inner Joint		Driveshaft	Outer Joint	
		ND3124	abs 44	ND1046
				abs 44



Sinistra / Left

Nissan-Datsun

Destra / Right

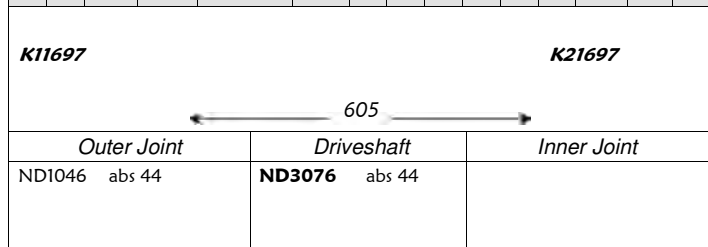


Primera (Serie P11/W11 - Front)

A	B	C	D	F	H	Fig	N	O	P	Q	R	S	T	Fig
27	32	56	92	M24x1.5	103	3	25		40	87	-	63	37	5

kW	da:	a:	Cambio	Telaio
from:	to:	Gearbox	Chassis	
66	09.96	---	-	-

A	B	C	D	F	H	Fig	N	O	P	Q	R	S	T	Fig
27	32	56	92	M24x1.5	103	3	25		33	87	-	330	-	4



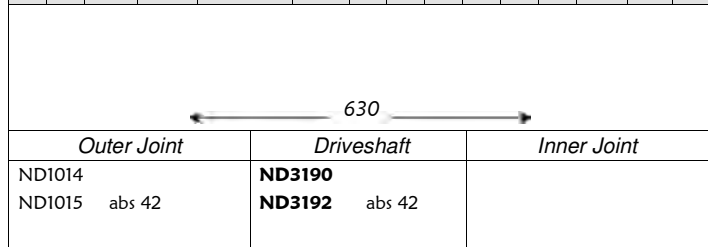
Note : -

Primera Wagon (Serie W10 - Front)

A	B	C	D	F	H	Fig	N	O	P	Q	R	S	T	Fig
27	22	56	84	M24x1.5	102	1	25		40	-	-	63	-	-

kW	da:	a:	Cambio	Telaio
from:	to:	Gearbox	Chassis	
66/75	10.90	01.96	-	-

A	B	C	D	F	H	Fig	N	O	P	Q	R	S	T	Fig
27	22	56	84	M24x1.5	102	1	25		40	-	-	63	-	-

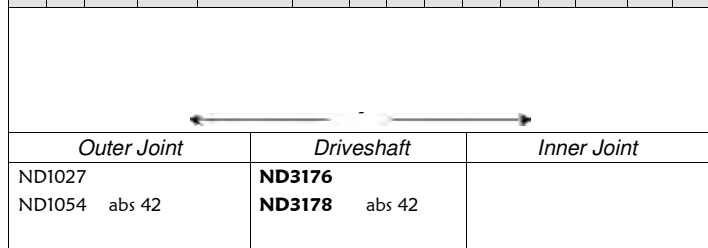


Note : -

A	B	C	D	F	H	Fig	N	O	P	Q	R	S	T	Fig
27	23	56	84	M24x1.5	102	3	-		-	-	-	-	-	-

kW	da:	a:	Cambio	Telaio
from:	to:	Gearbox	Chassis	
55	04.91	01.96	-	-

A	B	C	D	F	H	Fig	N	O	P	Q	R	S	T	Fig
27	23	56	84	M24x1.5	102	3	-		-	-	-	-	-	-

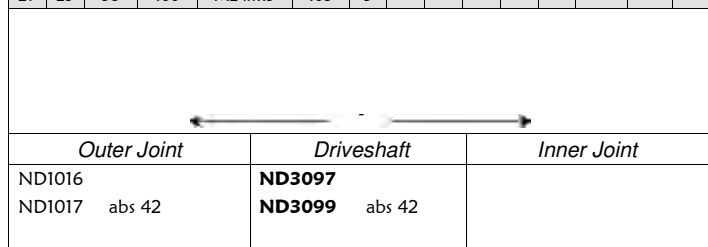


Note : -

A	B	C	D	F	H	Fig	N	O	P	Q	R	S	T	Fig
27	25	56	100	M24x1.5	103	3	-		-	-	-	-	-	-

kW	da:	a:	Cambio	Telaio
from:	to:	Gearbox	Chassis	
85	04.91	06.96	-	-

A	B	C	D	F	H	Fig	N	O	P	Q	R	S	T	Fig
27	25	56	100	M24x1.5	103	3	-		-	-	-	-	-	-



Note : -



Sinistra / Left

Nissan-Datsun

Destra / Right



Sentra (Serie B12/N13 - Front)

														kW	da:	a:	Cambio	Telaio																	
														from:	to:	Gearbox	Chassis																		
A	B	C	D	F	H	Fig	N	O	P	Q	R	S	T	Fig						A	B	C	D	F	H	Fig	N	O	P	Q	R	S	T	Fig	
25	23	55	90	M22x1.5	103	3	24	23	-	85	-	63	-	-	1.6	-	08.86	12.90	-	-	25	23	55	90	M22x1.5	103	3	24	23	-	85	-	63	-	-
K11625															K11625																				
← 627 →															← 889 →																				
Outer Joint					Driveshaft					Inner Joint					Inner Joint					Driveshaft					Outer Joint										
ND1022					ND3103					ND2024					ND2024					ND3104					ND1022										
Note : -																																			

Sentra (Serie B13,N14 - Front)

														kW	da:	a:	Cambio	Telaio																		
														from:	to:	Gearbox	Chassis																			
A	B	C	D	F	H	Fig	N	O	P	Q	R	S	T	Fig						A	B	C	D	F	H	Fig	N	O	P	Q	R	S	T	Fig		
25	23	55	90	M22x1.5	103	3	-	-	-	-	-	-	-	-	1.4 4x4	-	10.90	--	-	-	25	23	55	90	M22x1.5	103	3	-	-	-	-	-	-	-	-	-
1.5 4x4															-																					
1.6															-																					
1.7 D 4x4															-																					
1.8 4x4															-																					
2.0															-																					
← - →															← - →																					
Outer Joint					Driveshaft					Inner Joint					Inner Joint					Driveshaft					Outer Joint											
ND1022					ND3109															ND3110					ND1022											
ND1023 abs 42					ND3111 abs 42															ND3112 abs 42					ND1023 abs 42											
Note : -																																				

Sentra (Serie EN14,HN14 - Front)

														kW	da:	a:	Cambio	Telaio																	
														from:	to:	Gearbox	Chassis																		
A	B	C	D	F	H	Fig	N	O	P	Q	R	S	T	Fig						A	B	C	D	F	H	Fig	N	O	P	Q	R	S	T	Fig	
25	25	55	89.7	M22x1.5	107	3	-	-	-	-	-	-	-	-	1.5	-	01.90	--	-	-	25	25	55	89.7	M22x1.5	107	3	-	-	-	-	-	-	-	-
1.6															-																				
← - →															← - →																				
Outer Joint					Driveshaft					Inner Joint					Inner Joint					Driveshaft					Outer Joint										
ND1018					ND3105															ND3106					ND1018										
Note : -																																			



Sinistra / Left

Nissan-Datsun

Destra / Right

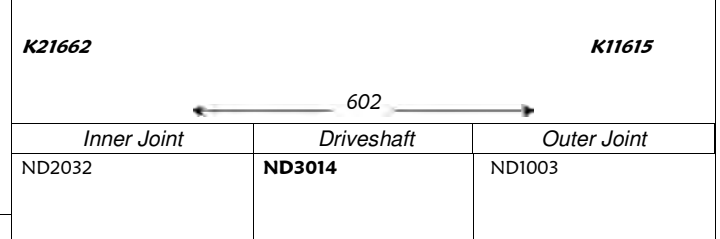
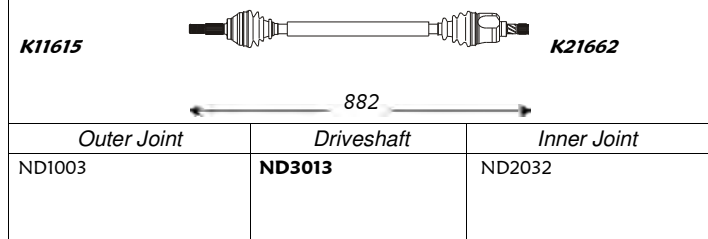


Sentra II (Serie B11,N12 - Front)

A	B	C	D	F	H	Fig	N	O	P	Q	R	S	T	Fig
21	22	48	79	M20x1	92	3	24	19	40	70	26	51	-	-

kW	da:	a:	Cambio	Telaio
from:	to:	Gearbox	Chassis	
1.3	44	05.82	07.86	- -

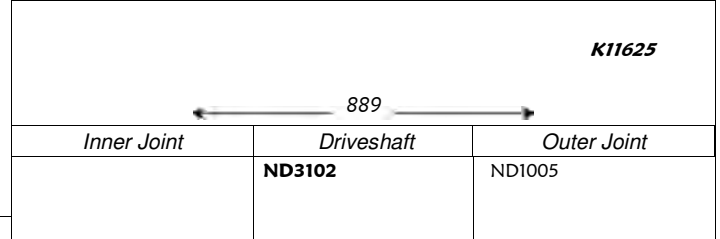
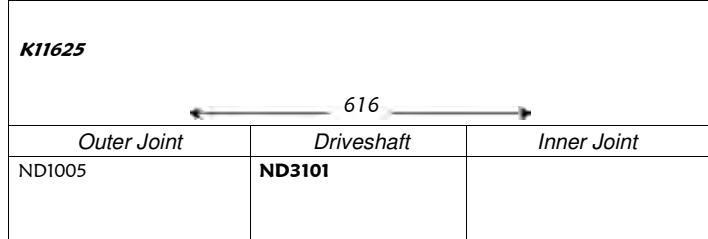
A	B	C	D	F	H	Fig	N	O	P	Q	R	S	T	Fig
21	22	48	79	M20x1	92	3	24	19	40	70	26	51	-	-



A	B	C	D	F	H	Fig	N	O	P	Q	R	S	T	Fig
24	22	52	81	M22x1	104	3	22	-	-	-	-	-	-	-

1.5	51	05.82	07.86	- -
1.6	62	08.82	12.86	- -
1.7 D	40	04.82	07.86	- -

A	B	C	D	F	H	Fig	N	O	P	Q	R	S	T	Fig
24	22	52	81	M22x1	104	3	22	-	-	-	-	-	-	-

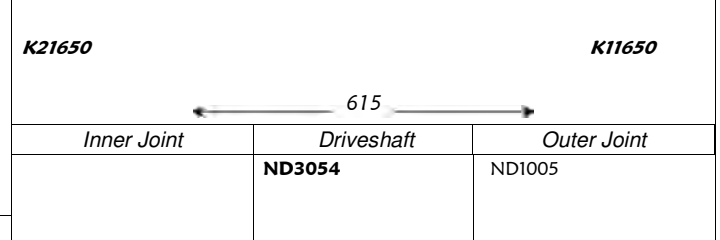
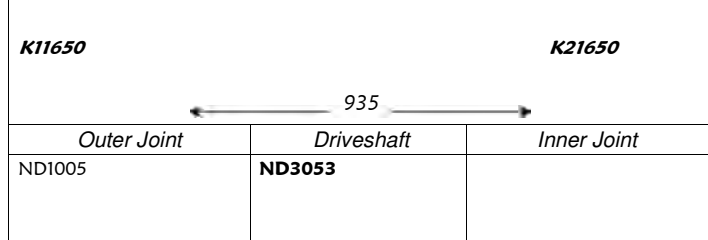


Stanza (Serie T11 - Front)

A	B	C	D	F	H	Fig	N	O	P	Q	R	S	T	Fig
24	22	52	81	M22x1	104	3	24	-	40	79.5	26	51.5	34	5

1.6	60	08.81	12.85	- -
1.8	65/66	08.81	12.85	- -

A	B	C	D	F	H	Fig	N	O	P	Q	R	S	T	Fig
24	22	52	81	M22x1	104	3	24	-	40	79.5	26	51.5	34	5





Sinistra / Left

Nissan-Datsun

Destra / Right



Stanza (Serie T12 - Front)

A	B	C	D	F	H	Fig	N	O	P	Q	R	S	T	Fig
27	23	56	90	M24x1.5	103	3	24	24	-	80	-	-	34	5

kW	da: from:	a: to:	Cambio Gearbox	Telaio Chassis
1.6	61	01.85	12.88	- -
1.8	65	01.85	12.88	- -

A	B	C	D	F	H	Fig	N	O	P	Q	R	S	T	Fig
27	23	56	90	M24x1.5	103	3	24	24	-	80	-	-	34	5

935

Outer Joint	Driveshaft	Inner Joint
ND1012	ND3040	ND2025

Note: -

614

Inner Joint	Driveshaft	Outer Joint
ND2025	ND3041	ND1012

A	B	C	D	F	H	Fig	N	O	P	Q	R	S	T	Fig
27	25	56	98	M24x1.5	103	3	-	-	-	-	-	-	-	-

kW	da: from:	a: to:	Cambio Gearbox	Telaio Chassis
1.8 Turbo	-	01.85	12.88	- -

A	B	C	D	F	H	Fig	N	O	P	Q	R	S	T	Fig
27	25	56	98	M24x1.5	103	3	-	-	-	-	-	-	-	-

889

Outer Joint	Driveshaft	Inner Joint
ND1013	ND3113	

Note: -

607

Inner Joint	Driveshaft	Outer Joint
	ND3114	ND1013


Sunny I (MT/AT) (Serie B11 - Front)

A	B	C	D	F	H	Fig	N	O	P	Q	R	S	T	Fig
24	22	52	81	M22x1	104	3	24	22	40	76	26	52	33	5

kW	da: from:	a: to:	Cambio Gearbox	Telaio Chassis
1.5	55	05.82	07.86	- -

A	B	C	D	F	H	Fig	N	O	P	Q	R	S	T	Fig
24	22	52	81	M22x1	104	3	24	22	40	76	26	52	33	5

K11615



889

Outer Joint	Driveshaft	Inner Joint
ND1005	ND3017	ND2033

Note: -



K11615

607

Inner Joint	Driveshaft	Outer Joint
ND2033	ND3018	ND1005

A	B	C	D	F	H	Fig	N	O	P	Q	R	S	T	Fig
24	22	52	81	M22x1	104	3	24		40	79.7	26	51.5	34	5

kW	da: from:	a: to:	Cambio Gearbox	Telaio Chassis
1.7 D	40	03.82	10.86	- -

A	B	C	D	F	H	Fig	N	O	P	Q	R	S	T	Fig
24	22	52	81	M22x1	104	3	24		40	79.7	26	51.5	34	5

K11615

930

Outer Joint	Driveshaft	Inner Joint
ND1005	ND3023	

Note: -



K11615

575

Inner Joint	Driveshaft	Outer Joint
	ND3024	ND1005



Sinistra / Left

Nissan-Datsun

Destra / Right

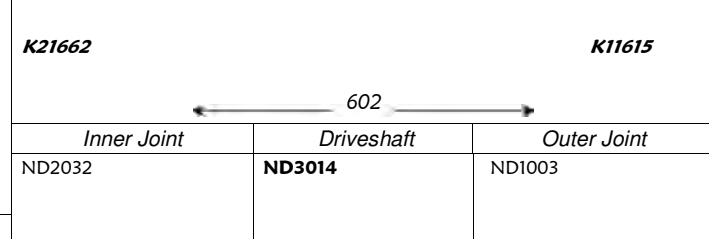
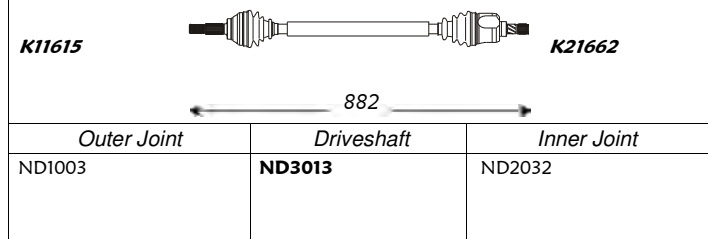


Sunny I (Serie B11 - Front)

A	B	C	D	F	H	Fig	N	O	P	Q	R	S	T	Fig
21	22	48	79	M20x1	92	3	24	19	40	70	26	51	-	-

kW	da:	a:	Cambio	Telaio
from:	to:	Gearbox	Chassis	
44	03.82	09.87	-	-

A	B	C	D	F	H	Fig	N	O	P	Q	R	S	T	Fig
21	22	48	79	M20x1	92	3	24	19	40	70	26	51	-	-

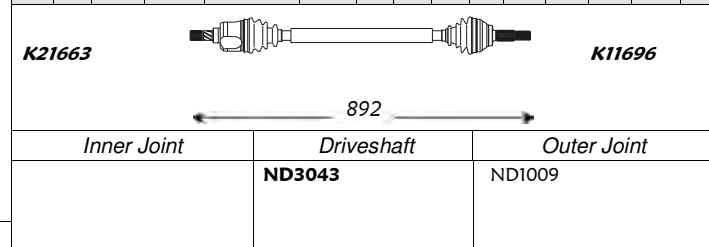
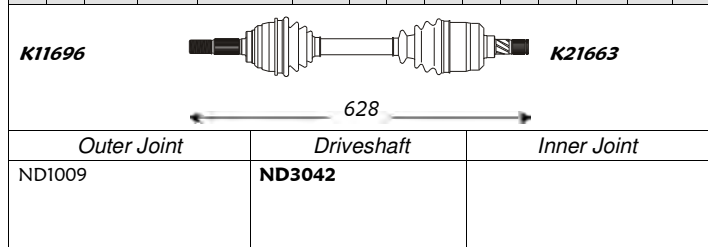


Sunny II (Serie B12/N13 - Front)

A	B	C	D	F	H	Fig	N	O	P	Q	R	S	T	Fig
25	22	52.2	80	M22x1.5	108	3	24		40	76.2	26	51.5	33	5

kW	da:	a:	Cambio	Telaio
from:	to:	Gearbox	Chassis	
44	09.86	10.91	-	-
55	02.89	12.90	-	-
54/66	09.86	12.90	-	-

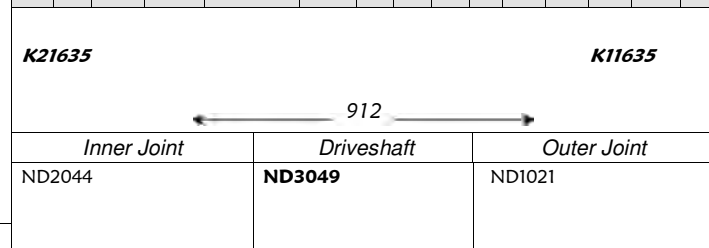
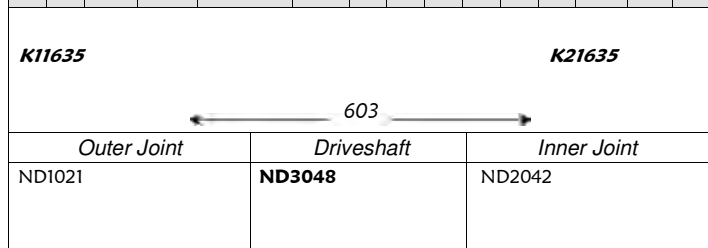
A	B	C	D	F	H	Fig	N	O	P	Q	R	S	T	Fig
25	22	52.2	80	M22x1.5	108	3	24		40	76.2	26	51.5	33	5



A	B	C	D	F	H	Fig	N	O	P	Q	R	S	T	Fig
25	25	52.2	89.6	M22x1.5	106	3	25	25	40	86	32	63	-	-

51	08.86	12.90	-	-
81	02.87	12.91	-	-

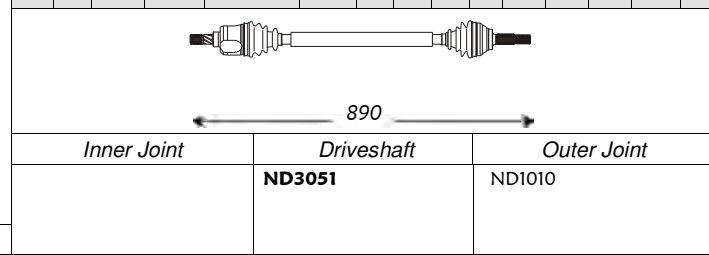
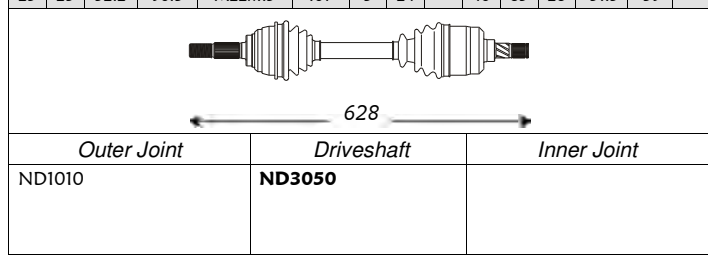
A	B	C	D	F	H	Fig	N	O	P	Q	R	S	T	Fig
25	25	52.2	89.6	M22x1.5	106	3	25	25	33	85	33	278	-	-



A	B	C	D	F	H	Fig	N	O	P	Q	R	S	T	Fig
25	23	52.2	90.3	M22x1.5	107	3	24		40	85	26	51.5	39	-

62	09.86	12.90	-	-
54/66	09.86	12.90	-	-

A	B	C	D	F	H	Fig	N	O	P	Q	R	S	T	Fig
25	23	52.2	90.3	M22x1.5	107	3	24		40	85	26	51.5	39	-





Sinistra / Left

Nissan-Datsun

Destra / Right



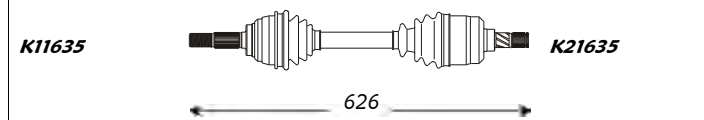
Sunny II (Serie B12/N13 - Front)

A	B	C	D	F	H	Fig	N	O	P	Q	R	S	T	Fig
25	23	52.2	90.3	M22x1.5	107	3	25	25	40	86	32	63	-	-

1.6 4X4

kW da: a: Cambio Telaio
from: to: Gearbox Chassis

54/66 06.86 10.90 - -



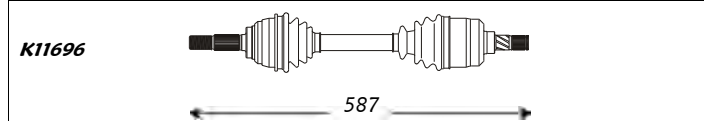
Outer Joint	Driveshaft	Inner Joint
ND1010	ND3052	ND2042

Note: -

A	B	C	D	F	H	Fig	N	O	P	Q	R	S	T	Fig
25	22	52.2	80	M22x1.5	108	3	24		40	76.3	25	51.5	33	5

1.7 D

40 04.87 12.90 - -




Outer Joint	Driveshaft	Inner Joint
ND1009	ND3056	

Note: -

A	B	C	D	F	H	Fig	N	O	P	Q	R	S	T	Fig
25	25	52.2	89.6	M22x1.5	106	3	27	25	46	85	32	86	-	-

1.8 GTI

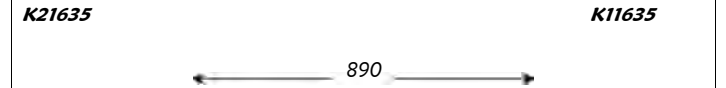
92/95 01.89 06.91 - -



Outer Joint	Driveshaft	Inner Joint
ND1021	ND3058	ND2045

Note: -

A	B	C	D	F	H	Fig	N	O	P	Q	R	S	T	Fig
25	23	52.2	90.3	M22x1.5	107	3	25	25	59	86	33	246	-	-




Inner Joint	Driveshaft	Outer Joint
ND2043	ND3055	ND1010

A	B	C	D	F	H	Fig	N	O	P	Q	R	S	T	Fig
25	22	52.2	80	M22x1.5	108	3	24		40	76.3	26	51.5	33	5



Inner Joint	Driveshaft	Outer Joint
	ND3057	ND1009

A	B	C	D	F	H	Fig	N	O	P	Q	R	S	T	Fig
25	25	52.2	89.6	M22x1.5	106	3	27	25	33	85	30	342	-	-



Inner Joint	Driveshaft	Outer Joint
ND2046	ND3059	ND1021

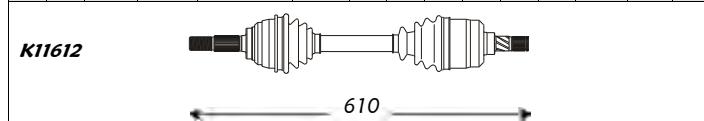
Sunny III (Serie B13/N14/Y10 - Front)

A	B	C	D	F	H	Fig	N	O	P	Q	R	S	T	Fig
25	22	55	82	M22x1.5	106	3	-	-	-	-	-	-	-	-

1.4 16V

kW da: a: Cambio Telaio
from: to: Gearbox Chassis

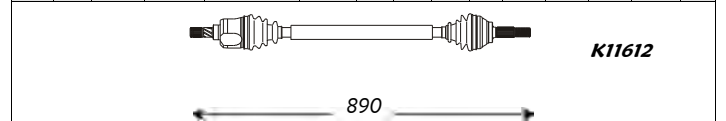
55 01.91 07.93 - -



Outer Joint	Driveshaft	Inner Joint
ND1020	ND3044	

Note: -

A	B	C	D	F	H	Fig	N	O	P	Q	R	S	T	Fig
25	22	55	82	M22x1.5	106	3	-	-	-	-	-	-	-	-



Inner Joint	Driveshaft	Outer Joint
	ND3045	ND1020



Sinistra / Left

Nissan-Datsun

Destra / Right



Sunny III (Serie B13/N14/Y10 - Front)

kW da: a: Cambio Telaio
from: to: Gearbox Chassis

A	B	C	D	F	H	Fig	N	O	P	Q	R	S	T	Fig
25	22	55	82	M22x1.5	106	3	24		40	85	26	51.5	39	-


1.4 16V 55 08.93 06.94 - -

A	B	C	D	F	H	Fig	N	O	P	Q	R	S	T	Fig
25	22	55	82	M22x1.5	106	3	24		40	76	26	51.5	33	5

1.6 66/75 01.91 12.95 - -

1.6 4X4 66 10.92 --- - -

K11612



625

Outer Joint

Driveshaft

Inner Joint

ND1020

ND3046

Note: -



914

Inner Joint

Driveshaft

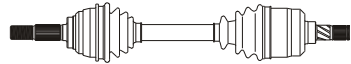
Outer Joint

ND3047

ND1020

A	B	C	D	F	H	Fig	N	O	P	Q	R	S	T	Fig
25	23	55	90	M22x1.5	103	3	24		40	85	25	63	39.2	5

K11612



624

Outer Joint

Driveshaft

Inner Joint

ND1022

ND1023 abs 42

ND3031

ND3150 abs 42

Note: -

A	B	C	D	F	H	Fig	N	O	P	Q	R	S	T	Fig
25	23	55	90	M22x1.5	103	3	24		40	85	25	63	39.2	5

K11612

912

Inner Joint

Driveshaft

Outer Joint

ND3032


ND3151 abs 42

ND1022

ND1023 abs 42

A	B	C	D	F	H	Fig	N	O	P	Q	R	S	T	Fig
25	22	55	82	M22x1.5	106	3	25		40	76.5	31	63.5	33	5

K11612



583

Outer Joint

Driveshaft

Inner Joint

ND1020

ND3060

Note: -

A	B	C	D	F	H	Fig	N	O	P	Q	R	S	T	Fig
25	22	55	82	M22x1.5	106	3	25		40	76.5	31	63.5	33	5

K11612

955

Inner Joint

Driveshaft

Outer Joint

ND3061

ND1020

Terrano (Serie WD21 - Front)

kW da: a: Cambio Telaio
from: to: Gearbox Chassis

A	B	C	D	F	H	Fig	N	O	P	Q	R	S	T	Fig
27	27	50	103	-	151	-	-	-	-	-	-	-	-	-

2.4 i 4WD 76 10.87 02.93 - -

A	B	C	D	F	H	Fig	N	O	P	Q	R	S	T	Fig
27	27	50	103	-	151	-	-	-	-	-	-	-	-	-

521

Outer Joint

Driveshaft

Inner Joint

ND1038

ND3131

Note: -

521

Inner Joint

Driveshaft

Outer Joint

ND3131

ND1038



Sinistra / Left

Nissan LCV

Destra / Right



Interstar (Front)

<i>kW</i>	<i>da:</i>	<i>a:</i>	<i>Cambio</i>	<i>Telaio</i>
	<i>from:</i>	<i>to:</i>	<i>Gearbox</i>	<i>Chassis</i>

A	B	C	D	F	H	Fig	N	O	P	Q	R	S	T	Fig
28	36	64.5	101.5	M24x1.5	96	2	-	-	-	-	-	-	37	5

1.9 dCi	60	07.02	----	PF1	-
---------	----	-------	------	-----	---

A	B	C	D	F	H	Fig	N	O	P	Q	R	S	T	Fig
28	36	64.5	101.5	M24x1.5	96	2	39	-	30	-	-	390	-	5

← 644 →

Outer Joint	Driveshaft	Inner Joint
ND1070 ND1069 abs 51	ND3213 ND3211 abs 51	

← 1154 →

Inner Joint	Driveshaft	Outer Joint
	ND3214 ND3212 abs 51	ND1070 ND1069 abs 51

Note : -

A	B	C	D	F	H	Fig	N	O	P	Q	R	S	T	Fig
28	36	64.5	101.5	M24x1.5	96	2	39	-	39	-	-	74	-	5

2.5 dCi	88	08.06	----	PF6	-
---------	----	-------	------	-----	---

A	B	C	D	F	H	Fig	N	O	P	Q	R	S	T	Fig
28	36	64.5	101.5	M24x1.5	96	2	39	-	30	-	-	428	-	5

← 701 →

Outer Joint	Driveshaft	Inner Joint
ND1069 abs 51	ND3209 abs 51	

← 1116 →

Inner Joint	Driveshaft	Outer Joint
	ND3210 abs 51	ND1069 abs 51

Note : -



Sinistra / Left

Opel

Destra / Right



Agila (Serie H00 - Front)

A	B	C	D	F	H	Fig	N	O	P	Q	R	S	T	Fig
23	20	48	72.5	M18x1.5	78	2	22		35	-	-	47	-	-

1.0 12V kW 43 da: 09.00 a: --- Cambio - Telaio -
 from: to: Gearbox Chassis

A	B	C	D	F	H	Fig	N	O	P	Q	R	S	T	Fig
23	20	48	72.5	M18x1.5	78	2	22		30	-	-	54	-	-

TK12363  **K22373**

638

K22373  **TK12363**

825

Outer Joint	Driveshaft	Inner Joint
OP1068 OP1069 abs 43	OP3220 OP3222 abs 43	

Note: -

Inner Joint	Driveshaft	Outer Joint
	OP3221 OP3223 abs 43	OP1068 OP1069 abs 43

A	B	C	D	F	H	Fig	N	O	P	Q	R	S	T	Fig
23	20	48	72.5	M18x1.5	78	2	22		35	-	-	47	-	-

1.2 16V kW 55 da: 09.00 a: --- Cambio - Telaio -
 from: to: Gearbox Chassis

A	B	C	D	F	H	Fig	N	O	P	Q	R	S	T	Fig
23	20	48	72.5	M18x1.5	78	2	22		30	-	-	54	-	-

TK12363  **K22373**

605

K22373  **TK12363**

854

Outer Joint	Driveshaft	Inner Joint
OP1068 OP1069 abs 43	OP3224 OP3226 abs 43	

Note: -

Inner Joint	Driveshaft	Outer Joint
	OP3225 OP3227 abs 43	OP1068 OP1069 abs 43

A	B	C	D	F	H	Fig	N	O	P	Q	R	S	T	Fig
25	21	49	75	M18x1.5		2	22							

1.3 CDTi kW 51 da: 08.03 a: ---- Cambio - Telaio -
 from: to: Gearbox Chassis

A	B	C	D	F	H	Fig	N	O	P	Q	R	S	T	Fig
25	21	49	75	M18x1.5		2	22							



598



856

Outer Joint	Driveshaft	Inner Joint
OP1089	OP3308 abs 43	

Note: -

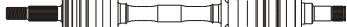
Inner Joint	Driveshaft	Outer Joint
	OP3309 abs 43	OP1089

Ascona C (Front)

A	B	C	D	F	H	Fig	N	O	P	Q	R	S	T	Fig
22	22	52	80	M20x1	94	1	22	22	35	85	23	58	-	-

1.3 N kW 44 da: 01.81 a: 10.88 Cambio F13 Telaio -
 from: to: Gearbox Chassis

A	B	C	D	F	H	Fig	N	O	P	Q	R	S	T	Fig
22	22	52	80	M20x1	94	1	22	22	35	85	23	58	-	-

K12300  **K22350**

575

K22350  **K12300**

917

Outer Joint	Driveshaft	Inner Joint
OP1003	OP3012	OP2001

Note: -

Inner Joint	Driveshaft	Outer Joint
OP2001	OP3013	OP1003



Sinistra / Left

Opel

Destra / Right



Ascona C (Front)

A	B	C	D	F	H	Fig	N	O	P	Q	R	S	T	Fig
33	25	52	90	M20x1	108	1	34		-	90.3	40	-	34	5

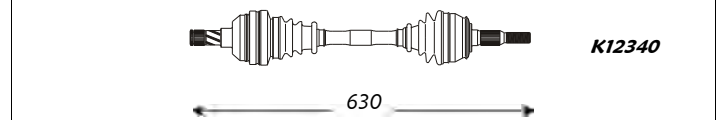
kW	da:	a:	Cambio	Telaio
	from:	to:	Gearbox	Chassis
1.6 Aut.	66/60	08.81 10.88	- -	
1.8 Aut.	-	08.81 10.88	- -	
2.0 Aut.	66	08.81 10.88	- -	

A	B	C	D	F	H	Fig	N	O	P	Q	R	S	T	Fig
33	25	52	90	M20x1	108	1	34	25	35	101	27	57	34	5



Outer Joint	Driveshaft	Inner Joint
OP1002	OP3159	

Note: -

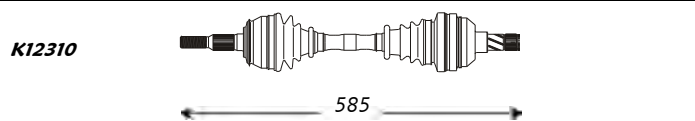


Inner Joint	Driveshaft	Outer Joint
OP2007	OP3160	OP1002

A	B	C	D	F	H	Fig	N	O	P	Q	R	S	T	Fig
33	25	52	90	M20x1	108	1	34	25	35	101	27	57	-	-

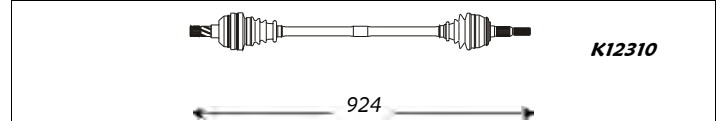
1.6 D	40	03.82 08.88	F16/F20	-
1.6 S	60/66	08.81 06.86	F16/F20	-->E137585
1.8	62/74	09.87 08.88	F16/F20	-
1.8 E	74	01.85 08.86	F16/F20	-
1.8 i	85	09.82 08.86	F16/F20	-
2.0 i	74/85	09.86 08.88	F16/F20	-
2.0 i GT	95	03.87 08.88	F16/F20	-

A	B	C	D	F	H	Fig	N	O	P	Q	R	S	T	Fig
33	25	52	90	M20x1	108	1	34	25	35	101	27	57	-	-



Outer Joint	Driveshaft	Inner Joint
OP1002	OP3003	OP2007

Note: -



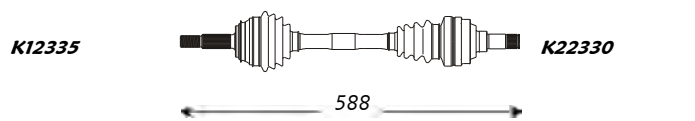
Inner Joint	Driveshaft	Outer Joint
OP2007	OP3004	OP1002

Astra F (Serie 56_57_ - Front)

A	B	C	D	F	H	Fig	N	O	P	Q	R	S	T	Fig
22	22	52	81	M20x1	94	1	22	22	35	85	23	58	-	-

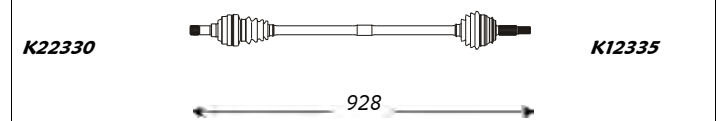
1.4 i	44/60	08.91 01.93	F10/F13	-
1.4 i 16V	66	08.91 03.01	F10/F13	-
1.6 i 16V	55/74	08.91 01.93	F10/F13	-

A	B	C	D	F	H	Fig	N	O	P	Q	R	S	T	Fig
22	22	52	81	M20x1	94	1	22	22	35	85	23	58	-	-



Outer Joint	Driveshaft	Inner Joint
OP1060 OP1019 abs 29	OP3024 OP3050 abs 29	OP2001

Note: -

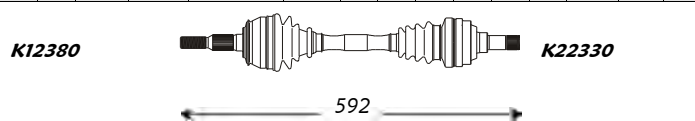


Inner Joint	Driveshaft	Outer Joint
OP2001	OP3025 OP3049 abs 29	OP1060 OP1019 abs 29

A	B	C	D	F	H	Fig	N	O	P	Q	R	S	T	Fig
33	25	52	90	M20x1	108	1	22	22	35	85	23	58	-	-

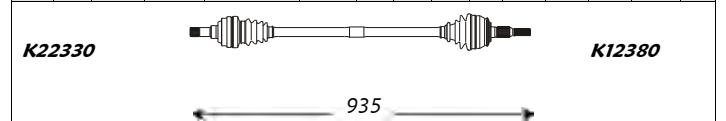
1.7 D	42/44	08.91 12.93	F13	-
-------	-------	-------------	-----	---

A	B	C	D	F	H	Fig	N	O	P	Q	R	S	T	Fig
33	25	52	90	M20x1	108	1	22	22	35	85	23	58	-	-



Outer Joint	Driveshaft	Inner Joint
OP1002 OP1018 abs 29	OP3026 OP3053 abs 29	OP2001

Note: -



Inner Joint	Driveshaft	Outer Joint
OP2001	OP3027 OP3054 abs 29	OP1002 OP1018 abs 29



Sinistra / Left

Opel

Destra / Right



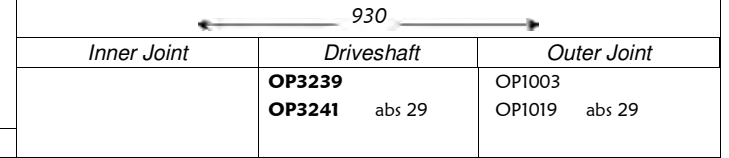
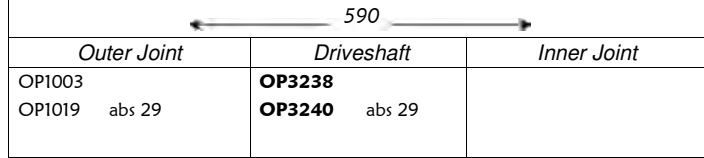
Astra F (Serie 56_,57_ - Front)

kW	da:	a:	Cambio	Telaio
	from:	to:	Gearbox	Chassis

A	B	C	D	F	H	Fig	N	O	P	Q	R	S	T	Fig
22	22	52	80	M20x1	94	1	22		35	84	22	57.5	-	-

1.7 D	42/44	01.94	08.98	F13	-
-------	-------	-------	-------	-----	---

A	B	C	D	F	H	Fig	N	O	P	Q	R	S	T	Fig
22	22	52	80	M20x1	94	1	22		35	84	22	57.5	-	-

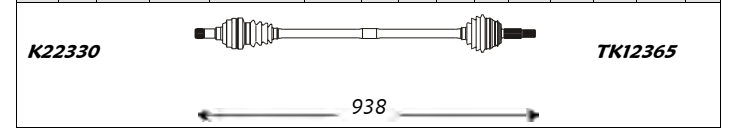
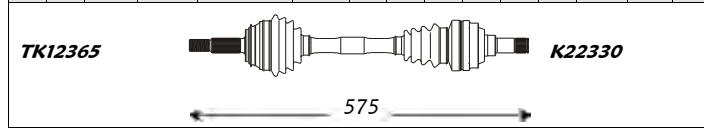


Note : -

A	B	C	D	F	H	Fig	N	O	P	Q	R	S	T	Fig
22	22	52	80	M20x1	94	1	22	22	35	85	23	58	-	-

1.7 TD	50	11.94	09.98	F15	-
--------	----	-------	-------	-----	---

A	B	C	D	F	H	Fig	N	O	P	Q	R	S	T	Fig
22	22	52	80	M20x1	94	1	22	22	35	85	23	58	-	-

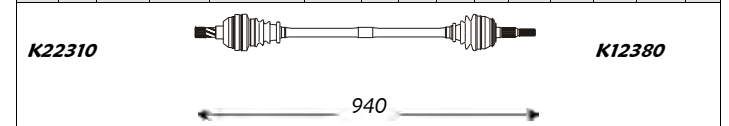
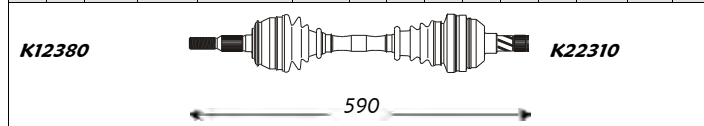


Note : -

A	B	C	D	F	H	Fig	N	O	P	Q	R	S	T	Fig
33	25	52	90	M20x1	108	1	34	25	35	94	27	57	-	-

1.7 TDS	60	08.91	08.98	F16/F20	-
1.8 i 16V	66	08.91	08.98	F16/F20	-
2.0 i	85	08.91	08.98	F16/F20	-

A	B	C	D	F	H	Fig	N	O	P	Q	R	S	T	Fig
33	25	52	90	M20x1	108	1	34	25	35	101	27	57	-	-

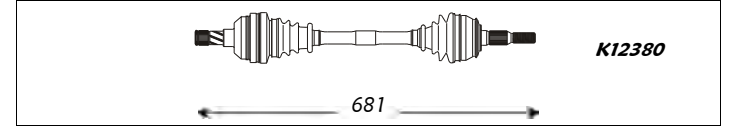
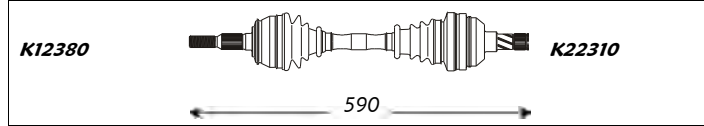


Note : -

A	B	C	D	F	H	Fig	N	O	P	Q	R	S	T	Fig
33	25	52	90	M20x1	108	1	34	25	35	94	27	57	-	-

2.0 i GSI 16V	110	08.91	01.98	F16/F20	-
---------------	-----	-------	-------	---------	---

A	B	C	D	F	H	Fig	N	O	P	Q	R	S	T	Fig
33	25	52	90	M20x1	108	1	34	25	35	101	27	57	-	-



Note : -



Sinistra / Left

Opel

Destra / Right



Astra G (Serie F69_ - Front)

kW	da:	a:	Cambio	Telaio
	from:	to:	Gearbox	Chassis

A	B	C	D	F	H	Fig	N	O	P	Q	R	S	T	Fig
33	28	52	74	M20x1	104	1	22		35	82	22	56.5	-	4

1.2 16V	48/52	09.98	--	-	-
---------	-------	-------	----	---	---

A	B	C	D	F	H	Fig	N	O	P	Q	R	S	T	Fig
33	28	52	74	M20x1	104	1	22		35	82	22	56.5	-	4

K12330 **K22330**



Outer Joint	Driveshaft	Inner Joint
OP1066	OP3198	


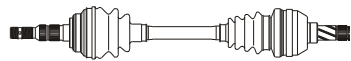
K22330 **K12330**



Inner Joint	Driveshaft	Outer Joint
	OP3199	OP1066

A	B	C	D	F	H	Fig	N	O	P	Q	R	S	T	Fig
33	22	52	81	M20x1	104	1	22	22	35	82	23	58	-	-

K12335


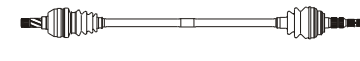


Outer Joint	Driveshaft	Inner Joint
OP1063	OP3200	OP2051

1.4 16V	66	09.98	--	-	-
1.6	55/62	09.98	--	-	-
1.6 16V	74	09.98	--	-	-
1.7 TD	50	09.98	08.00	-	-

A	B	C	D	F	H	Fig	N	O	P	Q	R	S	T	Fig
33	22	52	81	M20x1	104	1	22	22	35	82	23	58	-	-

K12335



Inner Joint	Driveshaft	Outer Joint
OP2051	OP3201	OP1063

A	B	C	D	F	H	Fig	N	O	P	Q	R	S	T	Fig
33	25	52	90	M20x1	108	1	22	25	35	92	23.8	58	-	4

TK12370




Outer Joint	Driveshaft	Inner Joint
OP1065	OP3202	OP2054

1.7 DTI 16V	55	02.00	--	-	-
1.8 16V	85/92	09.98	--	-	-

A	B	C	D	F	H	Fig	N	O	P	Q	R	S	T	Fig
33	25	52	90	M20x1	108	1	22	25	35	92	23.8	58	-	4


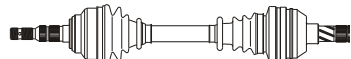
TK12370



Inner Joint	Driveshaft	Outer Joint
OP2054	OP3203	OP1065

A	B	C	D	F	H	Fig	N	O	P	Q	R	S	T	Fig
33	25	52	90	M20x1	108	1	34	25	35	94	27	57	-	4

TK12370


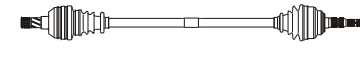


Outer Joint	Driveshaft	Inner Joint
OP1065	OP3204	OP2052

2.0 16V	100	09.98	--	-	-
2.0 DI	60	09.98	--	-	-
2.0 DTI	74	08.99	--	-	-
2.2 16V	108	03.01	--	-	-

A	B	C	D	F	H	Fig	N	O	P	Q	R	S	T	Fig
33	25	52	90	M20x1	108	1	34	25	35	94	27	57	-	4

TK12370



Inner Joint	Driveshaft	Outer Joint
OP2052	OP3205	OP1065

Note : -



Sinistra / Left

Opel

Destra / Right



Astra G (Serie F69_ - Front)

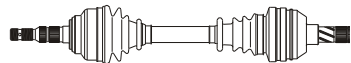
<i>kW</i>	<i>da:</i>	<i>a:</i>	<i>Cambio</i>	<i>Telaio</i>
	<i>from:</i>	<i>to:</i>	<i>Gearbox</i>	<i>Chassis</i>

A	B	C	D	F	H	Fig	N	O	P	Q	R	S	T	Fig
33	25	52	90	M20x1	108	1	34	25	35	94	27	57	-	4

2.0 16V OPC	118	11.99	09.02	-	-
-------------	-----	-------	-------	---	---

A	B	C	D	F	H	Fig	N	O	P	Q	R	S	T	Fig
33	25	52	90	M20x1	108	1	34	25	38	97	34	42	-	-

TK12370



595

<i>Outer Joint</i>	<i>Driveshaft</i>	<i>Inner Joint</i>
--------------------	-------------------	--------------------

OP1065	OP3204	OP2052
--------	---------------	--------

Note : -

A	B	C	D	F	H	Fig	N	O	P	Q	R	S	T	Fig
33	35	56	88	M20x1	104	3	27		35	89	-	80	-	4

2.2 DTI	92	09.02	----	-	-
---------	----	-------	------	---	---

A	B	C	D	F	H	Fig	N	O	P	Q	R	S	T	Fig
33	35	56	88	M20x1	104	3	27		35	89	-	80	-	4

TK12370

589

<i>Outer Joint</i>	<i>Driveshaft</i>	<i>Inner Joint</i>
--------------------	-------------------	--------------------

OP1082	OP3208	
--------	---------------	--

Note : -

TK12370

625

<i>Inner Joint</i>	<i>Driveshaft</i>	<i>Outer Joint</i>
--------------------	-------------------	--------------------

	OP3209	OP1082
--	---------------	--------

Astra H (Front)

<i>kW</i>	<i>da:</i>	<i>a:</i>	<i>Cambio</i>	<i>Telaio</i>
	<i>from:</i>	<i>to:</i>	<i>Gearbox</i>	<i>Chassis</i>

A	B	C	D	F	H	Fig	N	O	P	Q	R	S	T	Fig
33	22	52	79	M22x1.5	94	2	22		35	82	-	57	-	4

1.4	66	03.04	----	-	->45999999
1.6	77/85	03.04	----	-	-

A	B	C	D	F	H	Fig	N	O	P	Q	R	S	T	Fig
33	22	52	79	M22x1.5	94	2	22		35	82	-	57	-	4

590

<i>Outer Joint</i>	<i>Driveshaft</i>	<i>Inner Joint</i>
--------------------	-------------------	--------------------

OP1084	OP3287	
--------	---------------	--

Note : -

952

<i>Inner Joint</i>	<i>Driveshaft</i>	<i>Outer Joint</i>
--------------------	-------------------	--------------------

	OP3288	OP1084
--	---------------	--------

A	B	C	D	F	H	Fig	N	O	P	Q	R	S	T	Fig
33	22	52	79	M22x1.5	94	2	22		35	82	-	57	-	4

1.4	66	03.04	----	-	52000001->
-----	----	-------	------	---	------------

A	B	C	D	F	H	Fig	N	O	P	Q	R	S	T	Fig
33	22	52	79	M22x1.5	94	2	22		35	82	-	57	-	4

590

<i>Outer Joint</i>	<i>Driveshaft</i>	<i>Inner Joint</i>
--------------------	-------------------	--------------------

OP1084	OP3287	
--------	---------------	--

Note : -

<i>Inner Joint</i>	<i>Driveshaft</i>	<i>Outer Joint</i>
--------------------	-------------------	--------------------

	OP3289	OP1084
--	---------------	--------



Sinistra / Left

Opel

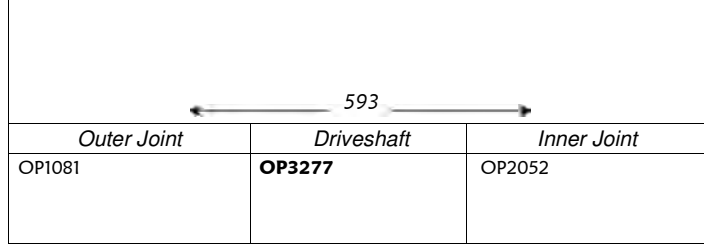
Destra / Right



Astra H (Front)

kW	da:	a:	Cambio	Telaio
	from:	to:	Gearbox	Chassis

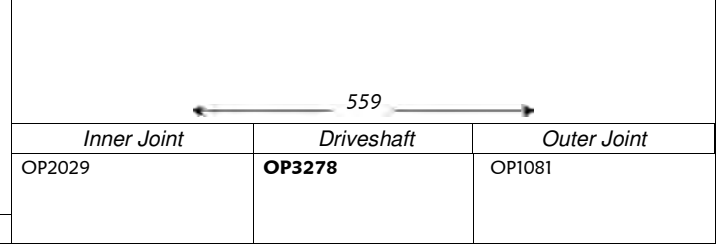
A	B	C	D	F	H	Fig	N	O	P	Q	R	S	T	Fig
33	24	53	85	M22x1.5	94	2	34	25	35	94	27	57	-	-



1.7 CDTI	74	03.04	----	-	-
----------	----	-------	------	---	---

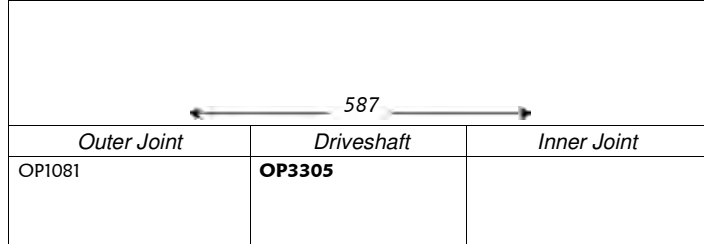
Note : 5 Speed

A	B	C	D	F	H	Fig	N	O	P	Q	R	S	T	Fig
33	24	53	85	M22x1.5	94	2	34	25	38	97	34	42	-	-



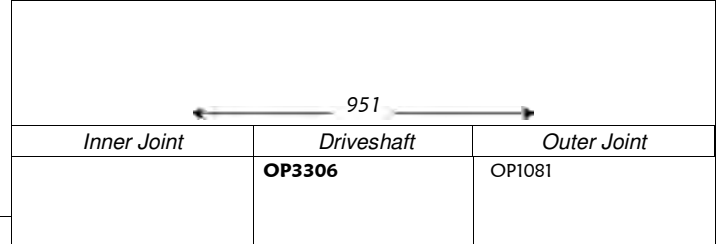
1.7 CDTI	59	03.04	---	-	52000001->
1.8	92	03.04	---	-	52000001->
1.8	103	01.06	----	-	-

A	B	C	D	F	H	Fig	N	O	P	Q	R	S	T	Fig
33	24	53	85	M22x1.5	94	2	22	-	35	92	-	57	-	4

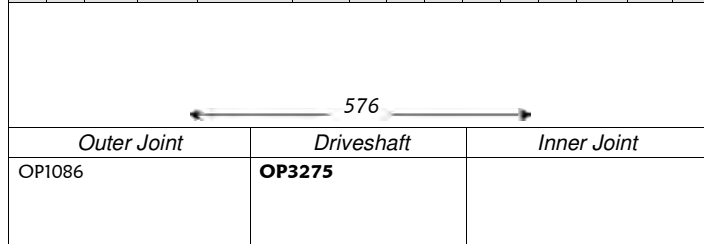


Note : -

A	B	C	D	F	H	Fig	N	O	P	Q	R	S	T	Fig
33	24	53	85	M22x1.5	94	2	22	-	35	92	-	57	-	4

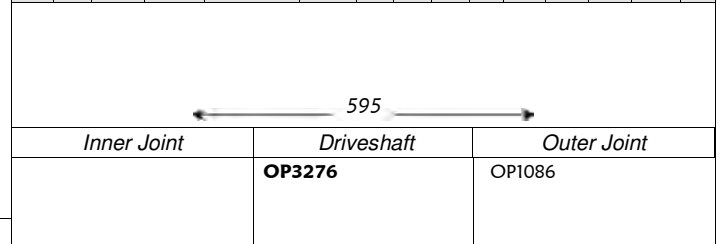


A	B	C	D	F	H	Fig	N	O	P	Q	R	S	T	Fig
33	26	52	91	M22x1.5	-	2	-	-	-	-	-	-	-	-

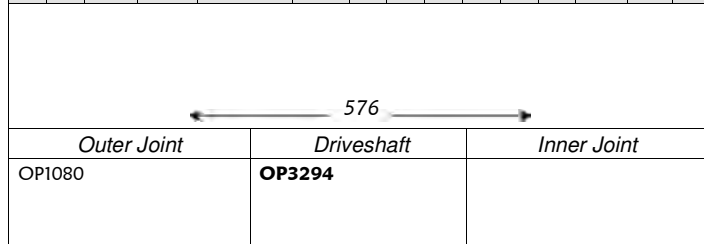


Note : -

A	B	C	D	F	H	Fig	N	O	P	Q	R	S	T	Fig
33	26	52	91	M22x1.5	-	2	-	-	-	-	-	-	-	-

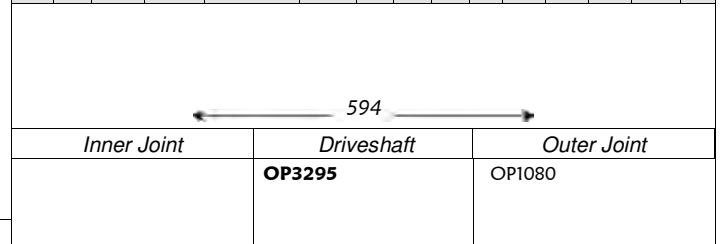


A	B	C	D	F	H	Fig	N	O	P	Q	R	S	T	Fig
30	26	54	91	M22x1.5	-	2	25	-	35	-	-	57.5	-	-



Note : -

A	B	C	D	F	H	Fig	N	O	P	Q	R	S	T	Fig
30	26	54	91	M22x1.5	-	2	34	-	-	-	-	-	-	-





Sinistra / Left

Opel

Destra / Right



Astra H (Front)

													kW		da:	a:	Cambio	Telaio																																	
													from:	to:	Gearbox	Chassis																																			
A	B	C	D	F	H	Fig	N	O	P	Q	R	S	T	Fig														A	B	C	D	F	H	Fig	N	O	P	Q	R	S	T	Fig									
33	26	52	91	M22x1.5		2	27		35			78																33	26	52	91	M22x1.5		2	27		35			78											
													88	09.04	--	-	-																																		
													564																	577																					
Outer Joint				Driveshaft					Inner Joint																	Inner Joint				Driveshaft					Outer Joint																
OP1086				OP3301																										OP3302					OP1086																
													Note: -																																						

Astra II (Front)

													kW		da:	a:	Cambio	Telaio																																	
													from:	to:	Gearbox	Chassis																																			
A	B	C	D	F	H	Fig	N	O	P	Q	R	S	T	Fig														A	B	C	D	F	H	Fig	N	O	P	Q	R	S	T	Fig									
33	25	52	90	M20x1	108	1	34	25	35	101	27	57	-	-														33	25	52	90	M20x1	108	1	34	25	35	101	27	57	-	-									
													60	08.84	07.91	-	-																																		
													40	08.84	07.91	-	-																																		
													582																	932																					
Outer Joint				Driveshaft					Inner Joint																	Inner Joint				Driveshaft					Outer Joint																
OP1002				OP3242					OP2007																	OP2007				OP3243					OP1002																
													Note: -																																						

Calibra A (Serie 85_ - Front)

													kW		da:	a:	Cambio	Telaio																																	
													from:	to:	Gearbox	Chassis																																			
A	B	C	D	F	H	Fig	N	O	P	Q	R	S	T	Fig														A	B	C	D	F	H	Fig	N	O	P	Q	R	S	T	Fig									
33	25	52	90	M20x1	108	1	34	25	35	94	27	57	-	-														33	25	52	90	M20x1	108	1	34	25	38	97	34	42	-	-									
													85	09.89	07.91	F16/F20	-																																		
													100	09.89	07.91	F16/F20	-																																		
													110	09.89	07.91	F16/F20	-																																		
													100	09.89	07.91	F16/F20	-																																		
													110	09.89	07.91	F16/F20	-																																		
													85	09.89	07.91	F16/F20	-																																		
													590																	653																					
Outer Joint				Driveshaft					Inner Joint																	Inner Joint				Driveshaft					Outer Joint																
OP1021 abs 43				OP3034 abs 43					OP2052																	OP2029				OP3082 abs 43					OP1021 abs 43																
													Note: -																																						



Sinistra / Left

Opel

Destra / Right



Calibra A (Serie 85_ - Front)

													kW	da:	a:	Cambio	Telaio																			
													from:	to:	Gearbox	Chassis																				
A	B	C	D	F	H	Fig	N	O	P	Q	R	S	T	Fig							A	B	C	D	F	H	Fig	N	O	P	Q	R	S	T	Fig	
33	25	52	90	M20x1	108	1	34	25	35	94	27	57	-	-	2.0 i	85	09.89	07.98	F16/F20	-		33	25	52	90	M20x1	108	1	34	25	38	97	34	42	-	-
<p>K12380 K22310</p> <p style="text-align: center;">590</p> <p>Outer Joint Driveshaft Inner Joint</p> <p>OP1002 OP3028 OP2052</p>															2.0 i 16V	100	09.89	07.98	F16/F20	-	<p>K22310 K12380</p> <p style="text-align: center;">653</p> <p>Inner Joint Driveshaft Outer Joint</p> <p>OP2029 OP3168 OP1002</p>															
															2.0 i 16V	110	09.89	02.94	F16/F20	-																
															2.0 i 16V 4x4	100	09.89	07.98	F16/F20	-																
															2.0 i 16V 4x4	110	09.89	02.94	F16/F20	-																
															2.0 i 16V TB 4x4	150	09.89	07.98	F16/F20	-																
															2.0 i 4x4	85	09.89	07.98	F16/F20	-																
Note : -																																				
A	B	C	D	F	H	Fig	N	O	P	Q	R	S	T	Fig							A	B	C	D	F	H	Fig	N	O	P	Q	R	S	T	Fig	
33	25	52	90	M20x1	108	1	34	25	35	94	27	57	-	-	2.0 i	85	08.91	07.98	F16/F20	-		33	25	52	90	M20x1	108	1	34	25	38	97	34	42	-	-
<p>K12380 K22310</p> <p style="text-align: center;">590</p> <p>Outer Joint Driveshaft Inner Joint</p> <p>OP1018 abs 29 OP3030 abs 29 OP2052</p>															2.0 i 16V	100	08.91	07.98	F16/F20	-	<p>K22310 K12380</p> <p style="text-align: center;">653</p> <p>Inner Joint Driveshaft Outer Joint</p> <p>OP2029 OP3083 abs 29 OP1018 abs 29</p>															
															2.0 i 16V	110	08.91	02.94	F16/F20	-																
															2.0 i 16V 4x4	100	08.91	07.98	F16/F20	-																
															2.0 i 16V 4x4	110	08.91	02.94	F16/F20	-																
															2.0 i 16V TB 4x4	150	08.91	07.98	F16/F20	-																
															2.0 i 4x4	85	08.91	07.98	F16/F20	-																
Note : -																																				

Calibra A (Serie 85_ - Rear)

													kW	da:	a:	Cambio	Telaio																																										
													from:	to:	Gearbox	Chassis																																											
A	B	C	D	F	H	Fig	N	O	P	Q	R	S	T	Fig							A	B	C	D	F	H	Fig	N	O	P	Q	R	S	T	Fig																								
-	-	-	-	-	-	-	-	-	-	-	-	-	-	-	2.0 i 16V 4x4	100	08.91	07.98	F16/F20	-		-	-	-	-	-	-	-	-	-	-	-	-	-	-	-	-																						
<p>K12380 K22310</p> <p style="text-align: center;">603</p> <p>Outer Joint Driveshaft Inner Joint</p> <p>OP3230</p> <p>OP3084 abs 29</p> <p>OP3231 abs 43</p>															2.0 i 16V 4x4	110	08.91	02.94	F16/F20	-	<p>K22310 K12380</p> <p style="text-align: center;">603</p> <p>Inner Joint Driveshaft Outer Joint</p> <p>OP3230</p> <p>OP3084 abs 29</p> <p>OP3231 abs 43</p>																																						
															2.0 i 16V TB 4x4	150	08.91	07.98	F16/F20	-																																							
															2.0 i 4x4	85	08.91	07.98	F16/F20	-																																							
															Note : -																																												



Sinistra / Left

Opel

Destra / Right



Corsa A (Front)

A	B	C	D	F	H	Fig	N	O	P	Q	R	S	T	Fig
22	28	52	81	M20x1	98	1	22	28	35	84	23	58	-	-

kW	da: from:	a: to:	Cambio Gearbox	Telaio Chassis
1.0	33/35	09.82	12.92	- -
1.2	33/40	09.82	12.92	- -
1.3	44/51	09.82	12.92	- -
1.4	53/55	01.90	12.92	- -
1.5 D	37	09.87	12.92	- -

A	B	C	D	F	H	Fig	N	O	P	Q	R	S	T	Fig
22	28	52	81	M20x1	98	1	22	28	35	84	23	58	-	-

K12330  **K22330**

540

K22330  **K12330**

880

Outer Joint	Driveshaft	Inner Joint
OP1009	OP3010	OP2011

Note : -

Inner Joint	Driveshaft	Outer Joint
OP2011	OP3011	OP1009


A	B	C	D	F	H	Fig	N	O	P	Q	R	S	T	Fig
22	22	52	80	M20x1	94	1	22	22	35	85	23	58	-	-

1.5 TD	49	09.87	12.92	- -
1.6 GSI	72/74	09.87	12.92	- -

A	B	C	D	F	H	Fig	N	O	P	Q	R	S	T	Fig
22	22	52	80	M20x1	94	1	22	22	35	85	23	58	-	-

K12330  **K22330**

541

K22330  **K12330**

880

Outer Joint	Driveshaft	Inner Joint
OP1003	OP3162	OP2001

Note : -

Inner Joint	Driveshaft	Outer Joint
OP2001	OP3163	OP1003

Corsa B (Front)

A	B	C	D	F	H	Fig	N	O	P	Q	R	S	T	Fig
22	28	52	82	M20x1	98	3	22		35	79	22	57.5	30	5

1.0 12V	40	10.96	09.00	- -
---------	----	-------	-------	-----

A	B	C	D	F	H	Fig	N	O	P	Q	R	S	T	Fig
22	28	52	82	M20x1	98	3	22		35	79	22	57.5	30	5

TK12372  **K22390**

561

K22390  **TK12372**

910

Outer Joint	Driveshaft	Inner Joint
OP1050 OP1071 abs 29	OP3164 OP3232 abs 29	

Note : Velcon

Inner Joint	Driveshaft	Outer Joint
	OP3165 OP3233 abs 29	OP1050 OP1071 abs 29

A	B	C	D	F	H	Fig	N	O	P	Q	R	S	T	Fig
22	28	52	74	M20x1	97	1	22		35	77	-	57.5	30	5

1.0 12V	40	11.96	09.00	- -
---------	----	-------	-------	-----

A	B	C	D	F	H	Fig	N	O	P	Q	R	S	T	Fig
22	28	52	74	M20x1	97	1	22		35	77	-	57.5	30	5

K22370  **TK12371**

561

K22370  **TK12371**

912

Outer Joint	Driveshaft	Inner Joint
OP1057 OP1072 abs 29	OP3286 OP3180 abs 29	

Note : Delphi

Inner Joint	Driveshaft	Outer Joint
	OP3181 OP3253 abs 29	OP1057 OP1072 abs 29



Sinistra / Left

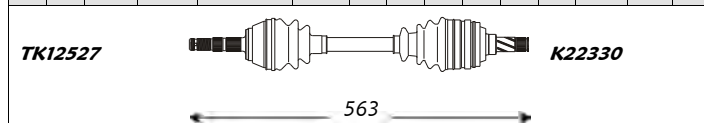
Opel

Destra / Right



Corsa B (Front)

A	B	C	D	F	H	Fig	N	O	P	Q	R	S	T	Fig
22	28	52	81	M20x1	98	1	22	28	35	84	22	57	-	-

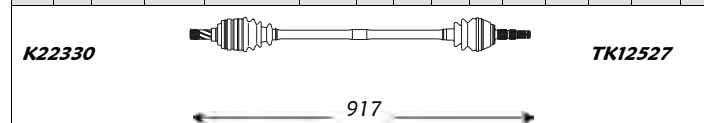


Outer Joint	Driveshaft	Inner Joint
OP1023 OP1035 abs 29	OP3036 OP3117 abs 29	OP2036 OP2051

kW	da:	a:	Cambio	Telaio
	from:	to:	Gearbox	Chassis
1.2 16V	48	03.98	09.00	F10/F13 -
1.2 i	33	01.93	09.00	F10/F13 -
1.4 16V	66	09.94	09.00	F10/F13 -
1.4 i	44	01.93	09.00	F10/F13 -
1.4 Si	60	01.93	09.00	F10/F13 -
1.5 D	37	01.93	09.00	F10/F13 -
1.5 TD	49	01.93	09.00	F10/F13 -
1.7 D	44	02.96	09.00	F10/F13 -

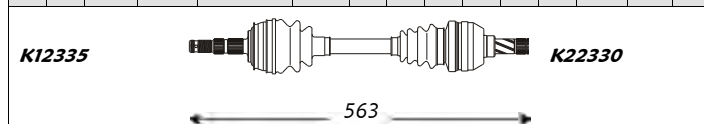
Note : -

A	B	C	D	F	H	Fig	N	O	P	Q	R	S	T	Fig
22	28	52	81	M20x1	98	1	22	28	35	84	22	57	-	-



Inner Joint	Driveshaft	Outer Joint
OP2036 OP2051	OP3037 OP3118 abs 29	OP1023 OP1035 abs 29

A	B	C	D	F	H	Fig	N	O	P	Q	R	S	T	Fig
22	22	52	80	M20x1	94	1	22	22	35	82	23	58	-	-

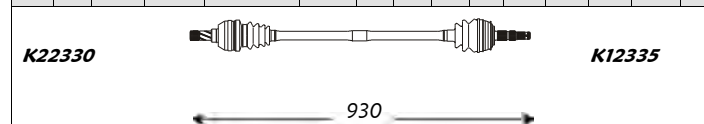


Outer Joint	Driveshaft	Inner Joint
OP1046 OP1047 abs 29	OP3115 OP3234 abs 29	OP2051

kW	da:	a:	Cambio	Telaio
	from:	to:	Gearbox	Chassis
1.6 16V	78	09.94	09.00	F15 -
1.6 GSI 16V	80	03.93	09.00	F15 -

Note : -


A	B	C	D	F	H	Fig	N	O	P	Q	R	S	T	Fig
22	22	52	80	M20x1	94	1	22	22	35	82	23	58	-	-



Inner Joint	Driveshaft	Outer Joint
OP2051	OP3116 OP3235 abs 29	OP1046 OP1047 abs 29

Corsa C (Serie F08_,F68_ - Front)

A	B	C	D	F	H	Fig	N	O	P	Q	R	S	T	Fig
22	28	52	74	M20x1	97	1	22		35	74.6	-	57.5	37.5	5




Outer Joint	Driveshaft	Inner Joint
OP1057 OP1072 abs 29	OP3182 OP3254 abs 29	

kW	da:	a:	Cambio	Telaio
	from:	to:	Gearbox	Chassis
1.0 12V	43	09.00	--	- -
1.2 16V	55	09.00	--	- -


Note : -

A	B	C	D	F	H	Fig	N	O	P	Q	R	S	T	Fig
22	28	52	74	M20x1	97	1	22		35	74.6	-	57.5	37.5	5



Inner Joint	Driveshaft	Outer Joint
	OP3183 OP3255 abs 29	OP1057 OP1072 abs 29

A	B	C	D	F	H	Fig	N	O	P	Q	R	S	T	Fig
22	28	52	81	M20x1	-	1	22		35	74.6	-	-	37.5	5




Outer Joint	Driveshaft	Inner Joint
OP1058 OP1073 abs 29	OP3186 OP3258 abs 29	

kW	da:	a:	Cambio	Telaio
	from:	to:	Gearbox	Chassis
1.3 CDTI	51	06.03	----	- -
1.4 16V	66	09.00	--	23000001->
1.6 16V	-	09.00	--	- -
1.7 D	48	09.00	--	F08/F68 23000001->
1.7 TD	55	09.00	--	F08/F68 23000001->

Note : -

A	B	C	D	F	H	Fig	N	O	P	Q	R	S	T	Fig
22	28	52	81	M20x1	-	1	22		35	74.6	-	-	37.5	5



Inner Joint	Driveshaft	Outer Joint
	OP3187 OP3259 abs 29	OP1058 OP1073 abs 29



Sinistra / Left

Opel

Destra / Right



Corsa C (Serie F08_,F68_ - Front)

A	B	C	D	F	H	Fig	N	O	P	Q	R	S	T	Fig
22	28	52	81	M20x1	-	1	22		35	74.6	-	-	37.5	4

TK12557 **K22330**

← 580 →

Outer Joint	Driveshaft	Inner Joint
OP1058 OP1073 abs 29	OP3184 OP3256 abs 29	

kW	da: from:	a: to:	Cambio Gearbox	Telaio Chassis
66	09.00	--	-	->13999999
48	09.00	--	F08/F68	->13999999
55	09.00	--	F08/F68	->13999999

Note: -

A	B	C	D	F	H	Fig	N	O	P	Q	R	S	T	Fig
22	28	52	81	M20x1	-	1	22		35	74.6	-	-	37.5	4

K22330 **TK12557**

← 932 →

Inner Joint	Driveshaft	Outer Joint
	OP3185 OP3257 abs 29	OP1058 OP1073 abs 29

A	B	C	D	F	H	Fig	N	O	P	Q	R	S	T	Fig
22	23	52	82	M20x1	-	2	22		35	74.6	-	-	37.5	-

TK12360 **K22362**

← 580 →

Outer Joint	Driveshaft	Inner Joint
OP1059 OP1074 abs 29	OP3190 OP3260 abs 29	

Note: -

kW	da: from:	a: to:	Cambio Gearbox	Telaio Chassis
92	09.00	--	-	->13999999

Note: -

A	B	C	D	F	H	Fig	N	O	P	Q	R	S	T	Fig
22	23	52	82	M20x1	-	2	22		35	74.6	-	-	37.5	-

K22362 **TK12360**

← 932 →

Inner Joint	Driveshaft	Outer Joint
	OP3191 OP3261 abs 29	OP1059 OP1074 abs 29

A	B	C	D	F	H	Fig	N	O	P	Q	R	S	T	Fig
22	23	52	82	M20x1	-	2	22		35	74.6	-	-	37.5	-

TK12360 **K22362**

← 580 →

Outer Joint	Driveshaft	Inner Joint
OP1059 OP1074 abs 29	OP3188 OP3262 abs 29	

Note: -

kW	da: from:	a: to:	Cambio Gearbox	Telaio Chassis
92	09.00	--	-	23000001->

Note: -

A	B	C	D	F	H	Fig	N	O	P	Q	R	S	T	Fig
22	23	52	82	M20x1	-	2	22		35	74.6	-	-	37.5	-

K22362 **TK12360**

← 932 →

Inner Joint	Driveshaft	Outer Joint
	OP3189 OP3263 abs 29	OP1059 OP1074 abs 29

Corsa D (Front)

A	B	C	D	F	H	Fig	N	O	P	Q	R	S	T	Fig
22	27	51	75.5	M22x1.5		1	22		30	-	-	57.5	-	-

← 618 →

Outer Joint	Driveshaft	Inner Joint
OP1094	OP3303	

Note: -

kW	da: from:	a: to:	Cambio Gearbox	Telaio Chassis
59	07.06	----	-	-

Note: -

A	B	C	D	F	H	Fig	N	O	P	Q	R	S	T	Fig
22	27	51	75.5	M22x1.5		1	22		30	-	-	57.5	-	-

← 924 →

Inner Joint	Driveshaft	Outer Joint
	OP3304	OP1094



Sinistra / Left

Opel

Destra / Right



Corsa D (Front)

A	B	C	D	F	H	Fig	N	O	P	Q	R	S	T	Fig
25	23	51	82	M24x1.5	85	2	25		35	-	-	57	-	-

kW	da:	a:	Cambio	Telaio
	from:	to:	Gearbox	Chassis
66	07.06	----	-	-

A	B	C	D	F	H	Fig	N	O	P	Q	R	S	T	Fig
25	23	51	82	M24x1.5	85	2	25		35	-	-	57	-	-

575

Outer Joint	Driveshaft	Inner Joint
OP1092	OP3290	

954

Inner Joint	Driveshaft	Outer Joint
	OP3291	OP1092

Note : -

A	B	C	D	F	H	Fig	N	O	P	Q	R	S	T	Fig
25	23	51	82	M24x1.5	85	2	22		35	-	-	57.5	-	-

kW	da:	a:	Cambio	Telaio
	from:	to:	Gearbox	Chassis
55	07.06	----	-	-

A	B	C	D	F	H	Fig	N	O	P	Q	R	S	T	Fig
25	23	51	82	M24x1.5	85	2	22		35	-	-	57.5	-	-

616

Outer Joint	Driveshaft	Inner Joint
OP1092	OP3318	

917

Inner Joint	Driveshaft	Outer Joint
	OP3319	OP1092

Note : -

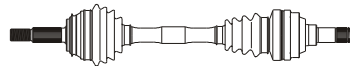
Kadett D (Serie 31_,34_,41_ - Front)

A	B	C	D	F	H	Fig	N	O	P	Q	R	S	T	Fig
22	22	52	80	M20x1	94	1	22	22	35	85	23	58	-	-

kW	da:	a:	Cambio	Telaio
	from:	to:	Gearbox	Chassis
29	08.79	07.84	F13	-
38/40	08.79	07.84	F13	-
39	08.79	07.84	F13	-
66	01.81	07.84	F13	-

A	B	C	D	F	H	Fig	N	O	P	Q	R	S	T	Fig
22	22	52	80	M20x1	94	1	22	22	35	85	23	58	-	-

K12300

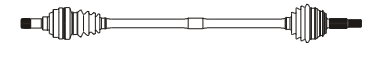


K22350

575

Outer Joint	Driveshaft	Inner Joint
OP1003	OP3012	OP2001

K22350



K12300

917

Inner Joint	Driveshaft	Outer Joint
OP2001	OP3013	OP1003

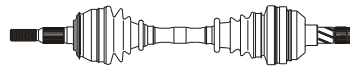
Note : -

A	B	C	D	F	H	Fig	N	O	P	Q	R	S	T	Fig
33	25	52	90	M20x1	108	1	34	25	35	101	27	57	-	-

kW	da:	a:	Cambio	Telaio
	from:	to:	Gearbox	Chassis
66	08.81	07.84	F16/F20	-
40	08.81	07.84	F16/F20	-
82/85	08.81	07.84	F16/F20	-

A	B	C	D	F	H	Fig	N	O	P	Q	R	S	T	Fig
33	25	52	90	M20x1	108	1	34	25	35	101	27	57	-	-

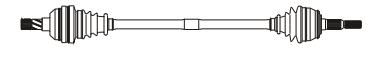
K12310



585

Outer Joint	Driveshaft	Inner Joint
OP1002	OP3003	OP2007
OP1018	OP3072	abs 29
OP1021	OP3074	abs 43

K12310



K12310

924

Inner Joint	Driveshaft	Outer Joint
OP2007	OP3004	OP1002
	OP3073	abs 29
	OP3075	abs 43
		OP1018 abs 29
		OP1021 abs 43

Note : -



Sinistra / Left

Opel

Destra / Right



Kadett D (Serie 31_,34_,41_ - Front)

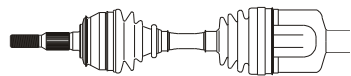
<i>kW</i>	<i>da:</i>	<i>a:</i>	<i>Cambio</i>	<i>Telaio</i>
	<i>from:</i>	<i>to:</i>	<i>Gearbox</i>	<i>Chassis</i>

A	B	C	D	F	H	Fig	N	O	P	Q	R	S	T	Fig
33	25	52	90	M20x1	108	1	34		-	90.3	40	-	34	5

1.6 Aut.	66/60	08.79	07.84	-	-
----------	-------	-------	-------	---	---

A	B	C	D	F	H	Fig	N	O	P	Q	R	S	T	Fig
33	25	52	90	M20x1	108	1	34	25	35	101	27	57	34	5

K12340

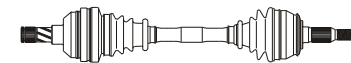


532

Outer Joint	Driveshaft	Inner Joint
-------------	------------	-------------

OP1002	OP3159	
OP1018 abs 29	OP3172 abs 29	
OP1021 abs 43	OP3174 abs 43	

Note : -



630

Inner Joint	Driveshaft	Outer Joint
-------------	------------	-------------

OP2007	OP3160	OP1002
	OP3173 abs 29	OP1018 abs 29
	OP3175 abs 43	OP1021 abs 43

Kadett E (Serie 39_,49_ - Front)

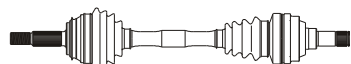
<i>kW</i>	<i>da:</i>	<i>a:</i>	<i>Cambio</i>	<i>Telaio</i>
	<i>from:</i>	<i>to:</i>	<i>Gearbox</i>	<i>Chassis</i>

A	B	C	D	F	H	Fig	N	O	P	Q	R	S	T	Fig
22	22	52	80	M20x1	94	1	22	22	35	85	23	58	-	-

1.2	40	09.84	02.93	F13	-
1.3	44	09.84	02.93	F13	-
1.4	44	09.84	02.93	F13	-
1.6	55	09.86	02.93	F13	-

A	B	C	D	F	H	Fig	N	O	P	Q	R	S	T	Fig
22	22	52	80	M20x1	94	1	22	22	35	85	23	58	-	-

K12300



K22350

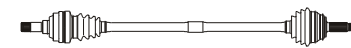
575

Outer Joint	Driveshaft	Inner Joint
-------------	------------	-------------

OP1003	OP3012	OP2001
OP1019 abs 29	OP3047 abs 29	

Note : -

K22350



K12300

917

Inner Joint	Driveshaft	Outer Joint
-------------	------------	-------------

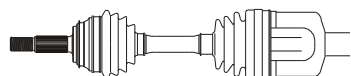
OP2001	OP3013	OP1003
	OP3048 abs 29	OP1019 abs 29

A	B	C	D	F	H	Fig	N	O	P	Q	R	S	T	Fig
22	22	52	80	M20x1	94	1	34		-	90.3	42	-	34	5

1.3 Aut.	39/44	09.84	02.93	-	-
1.6 Aut.	55/60	08.84	12.91	-	-

A	B	C	D	F	H	Fig	N	O	P	Q	R	S	T	Fig
22	22	52	80	M20x1	94	1	34	25	38	97	34	42	-	-

K12345

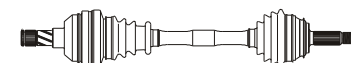


515

Outer Joint	Driveshaft	Inner Joint
-------------	------------	-------------

OP1003	OP3157	
--------	---------------	--

Note : -



K12345

615

Inner Joint	Driveshaft	Outer Joint
-------------	------------	-------------

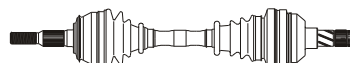
OP2007	OP3158	OP1003
--------	---------------	--------

A	B	C	D	F	H	Fig	N	O	P	Q	R	S	T	Fig
33	25	52	90	M20x1	108	1	34	25	35	101	27	57	-	-

1.5 TD (Isuzu)	53	07.88	12.91	F16/F20	-
----------------	----	-------	-------	---------	---

A	B	C	D	F	H	Fig	N	O	P	Q	R	S	T	Fig
33	25	52	90	M20x1	108	1	34	25	38	97	34	42	-	-

K12310

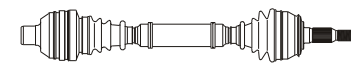


585

Outer Joint	Driveshaft	Inner Joint
-------------	------------	-------------

OP1002	OP3003	OP2007
--------	---------------	--------

Note : Eng. Isuzu



K12340

642

Inner Joint	Driveshaft	Outer Joint
-------------	------------	-------------

OP2029	OP3171	OP1002
--------	---------------	--------



Sinistra / Left

Opel

Destra / Right



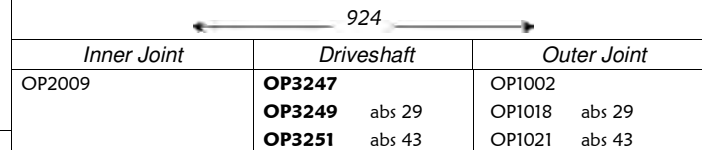
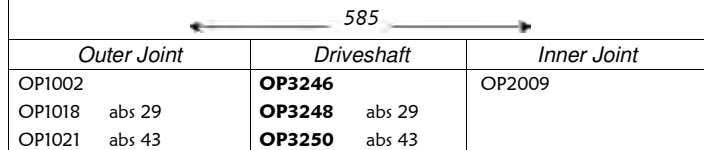
Kadett E (Serie 39_,49_ - Front)

kW	da:	a:	Cambio	Telaio
	from:	to:	Gearbox	Chassis

A	B	C	D	F	H	Fig	N	O	P	Q	R	S	T	Fig
33	25	52	90	M20x1	108	1	34	22	35	84	27	57	-	-

1.6	60	08.84	12.86	F16	-
1.6 D	40	08.84	12.86	F16	-

A	B	C	D	F	H	Fig	N	O	P	Q	R	S	T	Fig
33	25	52	90	M20x1	108	1	34	22	35	84	27	57	-	-

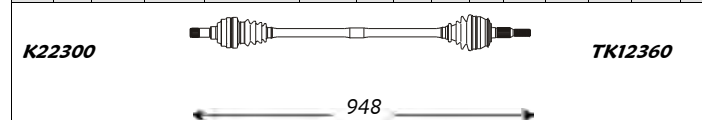
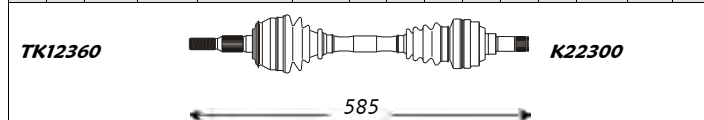


Note: -

A	B	C	D	F	H	Fig	N	O	P	Q	R	S	T	Fig
33	25	52	90	M20x1	108	1	22	22	35	85	23	58	-	-

1.6 D	40	01.87	01.91	F13	-
1.7 D	42	01.87	01.91	F13	-

A	B	C	D	F	H	Fig	N	O	P	Q	R	S	T	Fig
33	25	52	90	M20x1	108	1	22	22	35	85	23	58	-	-

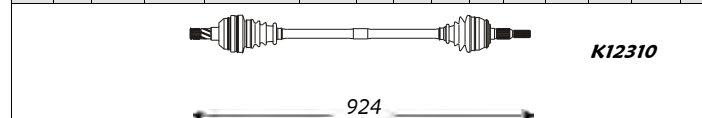
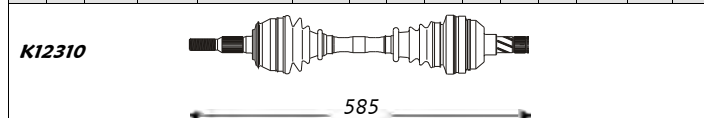


Note: -

A	B	C	D	F	H	Fig	N	O	P	Q	R	S	T	Fig
33	25	52	90	M20x1	108	1	34	25	35	101	27	57	-	-

1.7 D	42	09.84	01.91	F16	-
1.8	62/85	08.84	12.91	F16	-
2.0	85	08.84	12.91	F16	-
2.0 16V GSI	110	08.84	12.91	F16	-
2.0 GSI	85/95	08.84	12.91	F16	-

A	B	C	D	F	H	Fig	N	O	P	Q	R	S	T	Fig
33	25	52	90	M20x1	108	1	34	25	35	101	27	57	-	-



Note: -

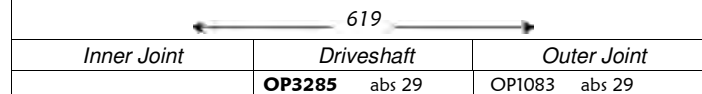
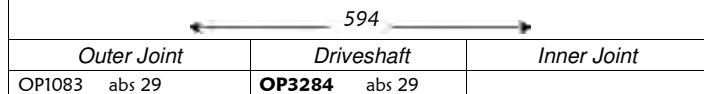
Meriva (Front)

kW	da:	a:	Cambio	Telaio
	from:	to:	Gearbox	Chassis

A	B	C	D	F	H	Fig	N	O	P	Q	R	S	T	Fig
33	24	51,8	84	M20x1	104	2	34		35	82	-	56	-	5

1.7 CDTI	74	09.03	----	-	-
----------	----	-------	------	---	---

A	B	C	D	F	H	Fig	N	O	P	Q	R	S	T	Fig
33	24	51,8	84	M20x1	104	2	34		-	82	-	-	-	5



Note: -



Sinistra / Left

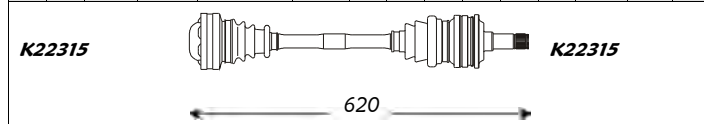
Opel

Destra / Right



Omega A (Man./Aut.) (Rear)

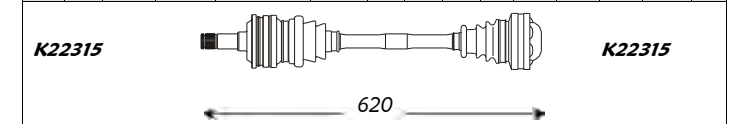
A	B	C	D	F	H	Fig	N	O	P	Q	R	S	T	Fig
-	25	-	100	-	-	-	24	-	35	96	27	66	-	-



Outer Joint	Driveshaft	Inner Joint
OP1026	OP3022 OP3085 abs 48	

kW	da:	a:	Cambio	Telaio
	from:	to:	Gearbox	Chassis
1.8	60/85	09.86	03.94	-
2.0	85/90	09.86	03.94	-
2.3 D	54	10.86	03.94	-

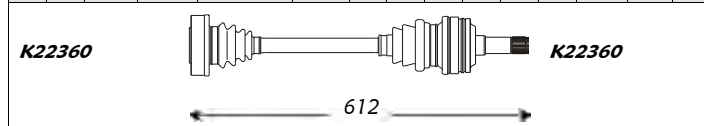
A	B	C	D	F	H	Fig	N	O	P	Q	R	S	T	Fig
-	25	-	100	-	-	-	24	-	35	96	27	66	-	-



Inner Joint	Driveshaft	Outer Joint
	OP3022 OP3085 abs 48	OP1026

Note : -

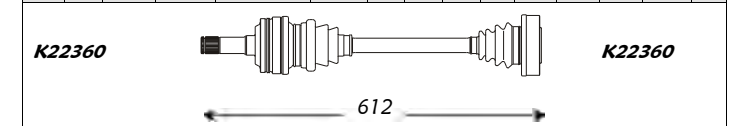
A	B	C	D	F	H	Fig	N	O	P	Q	R	S	T	Fig
-	28	-	108	-	-	-	27	-	35	102	32	80	-	-



Outer Joint	Driveshaft	Inner Joint
OP1027	OP3023 OP3087 abs 48	

kW	da:	a:	Cambio	Telaio
	from:	to:	Gearbox	Chassis
2.3 TD	66/74	10.86	03.94	-
2.4 i	92	09.88	03.94	-
2.6 i	110	09.90	03.94	-
3.0	115/130	03.87	03.94	-
3.0 24V	150	09.89	03.94	-

A	B	C	D	F	H	Fig	N	O	P	Q	R	S	T	Fig
-	28	-	108	-	-	-	27	-	35	102	32	80	-	-

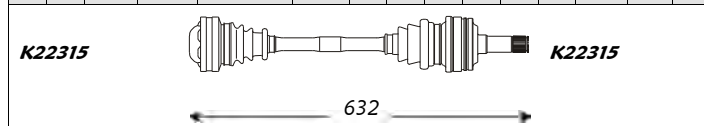


Inner Joint	Driveshaft	Outer Joint
	OP3023 OP3087 abs 48	OP1027

Note : -

Omega B (Man./Aut.) (Rear)

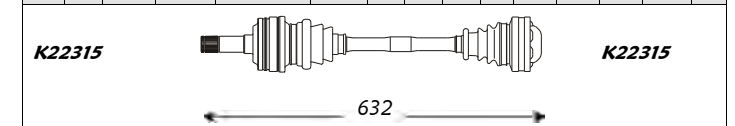
A	B	C	D	F	H	Fig	N	O	P	Q	R	S	T	Fig
-	25	-	100	-	-	-	27	-	35	94	-	80	-	-



Outer Joint	Driveshaft	Inner Joint
OP1026	OP3161 OP3088 abs 48	

kW	da:	a:	Cambio	Telaio
	from:	to:	Gearbox	Chassis
2.0	85/90	04.94	--	-
2.0 i 16V	100	04.94	--	-
2.5 TD	-	04.94	--	-
2.5 V6	-	04.94	--	-
3.0	130	04.94	--	-
3.0 24V	150	04.94	--	-

A	B	C	D	F	H	Fig	N	O	P	Q	R	S	T	Fig
-	25	-	100	-	-	-	27	-	35	94	-	80	-	-



Inner Joint	Driveshaft	Outer Joint
	OP3161 OP3088 abs 48	OP1026

Note : -



Sinistra / Left

Opel

Destra / Right



Senator A (Rear)

													<i>kW</i>	<i>da:</i>	<i>a:</i>	<i>Cambio</i>	<i>Telaio</i>																						
A	B	C	D	F	H	Fig	N	O	P	Q	R	S	T	Fig	from:	to:	Gearbox	Chassis	A	B	C	D	F	H	Fig	N	O	P	Q	R	S	T	Fig						
							-	28	-	108	-	-	-	-	2.0	85	05.78	09.86	-	-								-	28	-	108	-	-	-	-				
<p>K12320 K22320</p> <p style="text-align:center">502</p> <table border="1" style="width:100%"> <tr> <td style="width:33%"><i>Outer Joint</i></td> <td style="width:33%"><i>Driveshaft</i></td> <td style="width:33%"><i>Inner Joint</i></td> </tr> <tr> <td>OP2046</td> <td>OP3009</td> <td>OP2046</td> </tr> </table>														<i>Outer Joint</i>	<i>Driveshaft</i>	<i>Inner Joint</i>	OP2046	OP3009	OP2046	<p>K22320 K12320</p> <p style="text-align:center">502</p> <table border="1" style="width:100%"> <tr> <td style="width:33%"><i>Inner Joint</i></td> <td style="width:33%"><i>Driveshaft</i></td> <td style="width:33%"><i>Outer Joint</i></td> </tr> <tr> <td>OP2046</td> <td>OP3009</td> <td>OP2046</td> </tr> </table>														<i>Inner Joint</i>	<i>Driveshaft</i>	<i>Outer Joint</i>	OP2046	OP3009	OP2046
														<i>Outer Joint</i>	<i>Driveshaft</i>	<i>Inner Joint</i>																							
														OP2046	OP3009	OP2046																							
														<i>Inner Joint</i>	<i>Driveshaft</i>	<i>Outer Joint</i>																							
OP2046	OP3009	OP2046																																					
<i>Note</i> : -																																							

Senator B (Rear)

													<i>kW</i>	<i>da:</i>	<i>a:</i>	<i>Cambio</i>	<i>Telaio</i>																						
A	B	C	D	F	H	Fig	N	O	P	Q	R	S	T	Fig	from:	to:	Gearbox	Chassis	A	B	C	D	F	H	Fig	N	O	P	Q	R	S	T	Fig						
-	28	-	108	-	-	-	27		35	102	32	80	-	-	2.5 i	103	09.87	06.93	-	-								-	28	-	108	-	-	-	-				
<p>K22360 K22360</p> <p style="text-align:center">612</p> <table border="1" style="width:100%"> <tr> <td style="width:33%"><i>Outer Joint</i></td> <td style="width:33%"><i>Driveshaft</i></td> <td style="width:33%"><i>Inner Joint</i></td> </tr> <tr> <td>OP1027</td> <td>OP3023 OP3087 abs 48</td> <td></td> </tr> </table>														<i>Outer Joint</i>	<i>Driveshaft</i>	<i>Inner Joint</i>	OP1027	OP3023 OP3087 abs 48		<p>K22360 K22360</p> <p style="text-align:center">612</p> <table border="1" style="width:100%"> <tr> <td style="width:33%"><i>Inner Joint</i></td> <td style="width:33%"><i>Driveshaft</i></td> <td style="width:33%"><i>Outer Joint</i></td> </tr> <tr> <td></td> <td>OP3023 OP3087 abs 48</td> <td>OP1027</td> </tr> </table>														<i>Inner Joint</i>	<i>Driveshaft</i>	<i>Outer Joint</i>		OP3023 OP3087 abs 48	OP1027
														<i>Outer Joint</i>	<i>Driveshaft</i>	<i>Inner Joint</i>																							
														OP1027	OP3023 OP3087 abs 48																								
														<i>Inner Joint</i>	<i>Driveshaft</i>	<i>Outer Joint</i>																							
	OP3023 OP3087 abs 48	OP1027																																					
<i>Note</i> : -																																							

Signum (Front)

													<i>kW</i>	<i>da:</i>	<i>a:</i>	<i>Cambio</i>	<i>Telaio</i>																									
A	B	C	D	F	H	Fig	N	O	P	Q	R	S	T	Fig	from:	to:	Gearbox	Chassis	A	B	C	D	F	H	Fig	N	O	P	Q	R	S	T	Fig									
30	26	54	91	M24x1.5	-	2	27		35	-	-	79	-	-	2.0 16v T	129	05.03	----	-	-								30	26	54	91	M24x1.5	-	2	27		35	-	-	79	-	-
<p style="text-align:center">612</p> <table border="1" style="width:100%"> <tr> <td style="width:33%"><i>Outer Joint</i></td> <td style="width:33%"><i>Driveshaft</i></td> <td style="width:33%"><i>Inner Joint</i></td> </tr> <tr> <td>OP1087</td> <td>OP3296</td> <td></td> </tr> </table>														<i>Outer Joint</i>	<i>Driveshaft</i>	<i>Inner Joint</i>	OP1087	OP3296		<p style="text-align:center">612</p> <table border="1" style="width:100%"> <tr> <td style="width:33%"><i>Inner Joint</i></td> <td style="width:33%"><i>Driveshaft</i></td> <td style="width:33%"><i>Outer Joint</i></td> </tr> <tr> <td></td> <td>OP3296</td> <td>OP1087</td> </tr> </table>														<i>Inner Joint</i>	<i>Driveshaft</i>	<i>Outer Joint</i>		OP3296	OP1087			
														<i>Outer Joint</i>	<i>Driveshaft</i>	<i>Inner Joint</i>																										
														OP1087	OP3296																											
														<i>Inner Joint</i>	<i>Driveshaft</i>	<i>Outer Joint</i>																										
	OP3296	OP1087																																								
<i>Note</i> : -																																										



Sinistra / Left

Opel

Destra / Right



Tigra (Serie 95_ - Front)


A	B	C	D	F	H	Fig	N	O	P	Q	R	S	T	Fig
22	22	52	80	M20x1	94	1	22	22	35	82	23	58	-	-

1.4 16V kW 66 da: 07.94 a: --- Cambio - Telaio -
 from: to: Gearbox Chassis

A	B	C	D	F	H	Fig	N	O	P	Q	R	S	T	Fig
22	22	52	80	M20x1	94	1	22	22	35	82	23	58	-	-

K12335  **K22330**

563

K22330  **K12335**

930

Outer Joint	Driveshaft	Inner Joint
OP1046 OP1035 abs 29	OP3115 OP3117 abs 29	OP2051

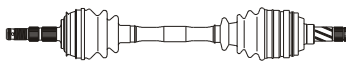
Note : -

Inner Joint	Driveshaft	Outer Joint
OP2051	OP3116 OP3118 abs 29	OP1046 OP1035 abs 29

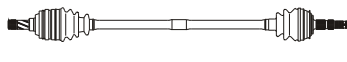
A	B	C	D	F	H	Fig	N	O	P	Q	R	S	T	Fig
22	22	52	80	M20x1	94	1	22	22	35	85	23	58	-	-

1.6 16V kW 78 da: 07.94 a: --- Cambio - Telaio -
 from: to: Gearbox Chassis

A	B	C	D	F	H	Fig	N	O	P	Q	R	S	T	Fig
22	22	52	80	M20x1	94	1	22	22	35	85	23	58	-	-



605



940

Outer Joint	Driveshaft	Inner Joint
OP1046 OP1047 abs 29	OP3153 OP3155 abs 29	OP2001

Note : -

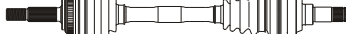
Inner Joint	Driveshaft	Outer Joint
OP2001	OP3154 OP3156 abs 29	OP1046 OP1047 abs 29

Vectra A (Serie 86_,87_ - Front)

A	B	C	D	F	H	Fig	N	O	P	Q	R	S	T	Fig
22	22	52	81	M20x1	94	1	22	22	35	85	23	58	-	-

1.4 kW 55 da: 10.88 a: 07.91 Cambio F10/F13 -
 1.6 kW 60 da: 10.88 a: 07.91 Cambio F10/F13 -
 1.6 i Cat. kW 55 da: 10.88 a: 07.91 Cambio F10/F13 -

A	B	C	D	F	H	Fig	N	O	P	Q	R	S	T	Fig
22	22	52	81	M20x1	94	1	22	22	35	85	23	58	-	-

K12335  **K22330**

588

K22330  **K12335**

928

Outer Joint	Driveshaft	Inner Joint
OP1020 abs 43	OP3051 abs 43	OP2001


Note : -

Inner Joint	Driveshaft	Outer Joint
OP2001	OP3052 abs 43	OP1020 abs 43

A	B	C	D	F	H	Fig	N	O	P	Q	R	S	T	Fig
22	22	52	81	M20x1	94	1	22	22	35	85	23	58	-	-

1.4 kW 55 da: 10.88 a: 01.93 Cambio F10/F13 -
 1.6 kW 60 da: 10.88 a: 01.93 Cambio F10/F13 -
 1.6 i Cat. kW 55 da: 10.88 a: 01.93 Cambio F10/F13 -

A	B	C	D	F	H	Fig	N	O	P	Q	R	S	T	Fig
22	22	52	81	M20x1	94	1	22	22	35	85	23	58	-	-

K12335  **K22330**

588

K22330  **K12335**

928

Outer Joint	Driveshaft	Inner Joint
OP1060	OP3024	OP2001

Note : -

Inner Joint	Driveshaft	Outer Joint
OP2001	OP3025	OP1060



Sinistra / Left

Opel

Destra / Right




Vectra A (Serie 86_,87_ - Front)


kW	da:	a:	Cambio	Telaio
	from:	to:	Gearbox	Chassis

A	B	C	D	F	H	Fig	N	O	P	Q	R	S	T	Fig
22	22	52	80	M20x1	94	1	22	22	35	85	23	58	-	-

1.4	55	08.91	01.93	F10/F13	-
1.6	60	08.91	01.93	F10/F13	-
1.6 i Cat.	55	08.91	01.93	F10/F13	-

A	B	C	D	F	H	Fig	N	O	P	Q	R	S	T	Fig
22	22	52	80	M20x1	94	1	22	22	35	85	23	58	-	-

K22330		K12335
← 928 →		

K12335		K22330
← 588 →		

Outer Joint	Driveshaft	Inner Joint
OP1019 abs 29	OP3050 abs 29	OP2001

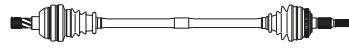
Inner Joint	Driveshaft	Outer Joint
OP2001	OP3049 abs 29	OP1019 abs 29


Note : -

A	B	C	D	F	H	Fig	N	O	P	Q	R	S	T	Fig
33	25	52	90	M20x1	108	1	34	25	35	94	27	57	-	-

1.7 D	42/44	10.88	07.91	F13	-
1.7 TD	60	03.90	07.91	F16/F20	-
1.8	66	10.88	07.91	F16/F20	-
2.0	74/95	10.88	07.91	F16/F20	-
2.0 i 16V	110	03.90	07.91	F16/F20	-

A	B	C	D	F	H	Fig	N	O	P	Q	R	S	T	Fig
33	25	52	90	M20x1	108	1	34	25	35	101	27	57	-	-

K22310		K12380
← 940 →		

K12380		K22310
← 590 →		

Outer Joint	Driveshaft	Inner Joint
OP1021 abs 43	OP3034 abs 43	OP2052

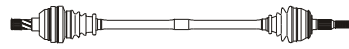
Inner Joint	Driveshaft	Outer Joint
OP2007	OP3035 abs 43	OP1021 abs 43


Note : -

A	B	C	D	F	H	Fig	N	O	P	Q	R	S	T	Fig
33	25	52	90	M20x1	108	1	34	25	35	94	27	57	-	-

1.7 D	42/44	10.88	01.93	F13	-
1.7 TD	60	03.90	01.93	F16/F20	-
1.8	66	10.88	01.93	F16/F20	-
2.0	74/95	10.88	01.93	F16/F20	-
2.0 i 16V	110	03.90	01.93	F16/F20	-

A	B	C	D	F	H	Fig	N	O	P	Q	R	S	T	Fig
33	25	52	90	M20x1	108	1	34	25	35	101	27	57	-	-

K22310		K12380
← 940 →		

K12380		K22310
← 590 →		

Outer Joint	Driveshaft	Inner Joint
OP1002	OP3028	OP2052


Inner Joint	Driveshaft	Outer Joint
OP2007	OP3029	OP1002


Note : -

A	B	C	D	F	H	Fig	N	O	P	Q	R	S	T	Fig
33	25	52	90	M20x1	108	1	34	25	35	94	27	57	-	-

1.7 D	42/44	08.91	01.93	F13	-
1.7 TD	60	08.91	01.93	F16/F20	-
1.8	66	08.91	01.93	F16/F20	-
2.0	74/95	08.91	01.93	F16/F20	-
2.0 i 16V	110	08.91	01.93	F16/F20	-

A	B	C	D	F	H	Fig	N	O	P	Q	R	S	T	Fig
33	25	52	90	M20x1	108	1	34	25	35	101	27	57	-	-

K22310		K12380
← 940 →		

K12380		K22310
← 590 →		

Outer Joint	Driveshaft	Inner Joint
OP1018 abs 29	OP3030 abs 29	OP2052

Inner Joint	Driveshaft	Outer Joint
OP2007	OP3031 abs 29	OP1018 abs 29

Note : -



Sinistra / Left

Opel

Destra / Right




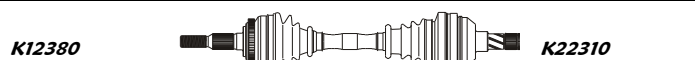
Vectra A (Serie 86_,87_ - Front)

kW	da:	a:	Cambio	Telaio
	from:	to:	Gearbox	Chassis

A	B	C	D	F	H	Fig	N	O	P	Q	R	S	T	Fig
33	25	52	90	M20x1	108	1	34	25	35	94	27	57	-	-

2.0 i 16V	100	08.89	07.91	F16/F20	-
2.0 i 16V 4X4	110	08.89	07.91	F16/F20	-
2.0 TB 4X4	150	08.89	07.91	F16/F20	-

A	B	C	D	F	H	Fig	N	O	P	Q	R	S	T	Fig
33	25	52	90	M20x1	108	1	34	25	38	97	34	42	-	-



Outer Joint		Driveshaft	Inner Joint	
OP1021	abs 43	OP3034	abs 43	OP2052

Inner Joint		Driveshaft	Outer Joint	
OP2029		OP3082	abs 43	OP1021 abs 43



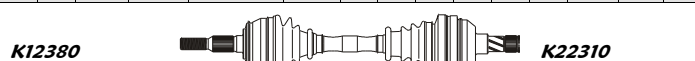
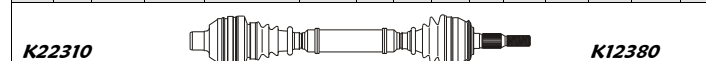
Note : -														
----------	--	--	--	--	--	--	--	--	--	--	--	--	--	--

Note : -														
----------	--	--	--	--	--	--	--	--	--	--	--	--	--	--

A	B	C	D	F	H	Fig	N	O	P	Q	R	S	T	Fig
33	25	52	90	M20x1	108	1	34	25	35	94	27	57	-	-

2.0 i 16V	100	08.89	01.93	F16/F20	-
2.0 i 16V 4X4	110	08.89	01.93	F16/F20	-
2.0 TB 4X4	150	08.89	01.93	F16/F20	-

A	B	C	D	F	H	Fig	N	O	P	Q	R	S	T	Fig
33	25	52	90	M20x1	108	1	34	25	38	97	34	42	-	-



Outer Joint		Driveshaft	Inner Joint	
OP1002		OP3028		OP2052

Inner Joint		Driveshaft	Outer Joint	
OP2029		OP3168		OP1002

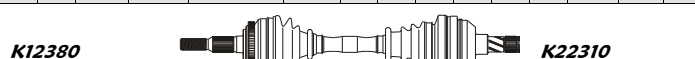

Note : -														
----------	--	--	--	--	--	--	--	--	--	--	--	--	--	--

Note : -														
----------	--	--	--	--	--	--	--	--	--	--	--	--	--	--

A	B	C	D	F	H	Fig	N	O	P	Q	R	S	T	Fig
33	25	52	90	M20x1	108	1	34	25	35	94	27	57	-	-

2.0 i 16V	100	08.91	01.93	F16/F20	-
2.0 i 16V 4X4	110	08.91	01.93	F16/F20	-
2.0 TB 4X4	150	08.91	01.93	F16/F20	-

A	B	C	D	F	H	Fig	N	O	P	Q	R	S	T	Fig
33	25	52	90	M20x1	108	1	34	25	38	97	34	42	-	-



Outer Joint		Driveshaft	Inner Joint	
OP1018	abs 29	OP3030	abs 29	OP2052

Inner Joint		Driveshaft	Outer Joint	
OP2029		OP3083	abs 29	OP1018 abs 29

Note : -														
----------	--	--	--	--	--	--	--	--	--	--	--	--	--	--

Note : -														
----------	--	--	--	--	--	--	--	--	--	--	--	--	--	--




Vectra B (Serie 31_.36_ - Front)

kW	da:	a:	Cambio	Telaio
	from:	to:	Gearbox	Chassis

A	B	C	D	F	H	Fig	N	O	P	Q	R	S	T	Fig
22	22	52	81	M20x1	94	1	22	22	35	82	23	58	-	4

1.6 i	55	10.95	01.99	-	-
1.6 i 16V	74	10.95	01.99	-	-

A	B	C	D	F	H	Fig	N	O	P	Q	R	S	T	Fig
22	22	52	81	M20x1	94	1	22	22	35	82	23	58	-	4



Outer Joint		Driveshaft	Inner Joint	
OP1060		OP3194		OP2051
OP1061	abs 29	OP3196	abs 29	

Inner Joint		Driveshaft	Outer Joint	
OP2051		OP3195		OP1060
		OP3197	abs 29	OP1061 abs 29

Note : -														
----------	--	--	--	--	--	--	--	--	--	--	--	--	--	--

Note : -														
----------	--	--	--	--	--	--	--	--	--	--	--	--	--	--



Sinistra / Left

Opel

Destra / Right



Vectra B (Serie 31_36_ - Front)

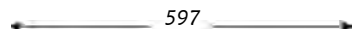
kW	da:	a:	Cambio	Telaio
	from:	to:	Gearbox	Chassis

A	B	C	D	F	H	Fig	N	O	P	Q	R	S	T	Fig
33	22	52	81	M20x1	104	1	22	22	35	82	23	58	-	-

1.6 i	55	02.99	04.02	-	-
1.6 i 16V	74	02.99	04.02	-	-

A	B	C	D	F	H	Fig	N	O	P	Q	R	S	T	Fig
33	22	52	81	M20x1	104	1	22	22	35	82	23	58	-	-


TK12365



Outer Joint	Driveshaft	Inner Joint
OP1064 abs 29	OP3212 abs 29	OP2051

Note : -

TK12365



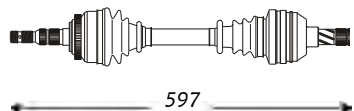
Inner Joint	Driveshaft	Outer Joint
OP2051	OP3213 abs 29	OP1064 abs 29

A	B	C	D	F	H	Fig	N	O	P	Q	R	S	T	Fig
33	25	52	90	M20x1	108	1	34	25	35	94	27	57	-	4

1.7 TD	60	10.95	11.96	-	-
1.8 i 16V	85	10.95	09.00	-	-
1.8 i 16V	92	10.00	04.02	-	-
2.0 DI 16V	60	11.96	04.02	-	-
2.0 i	82	10.95	04.02	-	-
2.0 i 16V	100	10.95	04.02	-	-

A	B	C	D	F	H	Fig	N	O	P	Q	R	S	T	Fig
33	25	52	90	M20x1	108	1	34	25	35	94	27	57	-	4

TK12375

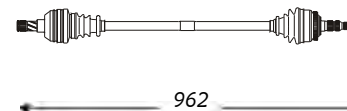


K22375

Outer Joint	Driveshaft	Inner Joint
OP1062 abs 29	OP3192 abs 29	OP2052

Note : -

K22375




TK12375

Inner Joint	Driveshaft	Outer Joint
OP2052	OP3193 abs 29	OP1062 abs 29

A	B	C	D	F	H	Fig	N	O	P	Q	R	S	T	Fig
33	35	56	88	M20x1	104	3	27	-	35	89	-	80	-	4


2.2 DTI	92	09.00	04.02	-	-
---------	----	-------	-------	---	---

A	B	C	D	F	H	Fig	N	O	P	Q	R	S	T	Fig
33	35	56	88	M20x1	104	3	27	-	35	89	-	80	-	4



Outer Joint	Driveshaft	Inner Joint
OP1090 abs 29	OP3314 abs 29	

Note : -



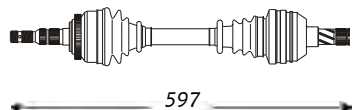
Inner Joint	Driveshaft	Outer Joint
	OP3315 abs 29	OP1090 abs 29

A	B	C	D	F	H	Fig	N	O	P	Q	R	S	T	Fig
33	25	52	90	M20x1	108	1	34	25	35	94	27	57	-	4

2.5 i V6	125	10.95	09.00	-	-
----------	-----	-------	-------	---	---

A	B	C	D	F	H	Fig	N	O	P	Q	R	S	T	Fig
33	25	52	90	M20x1	108	1	34	25	35	94	27	57	-	-

TK12375



K22375

Outer Joint	Driveshaft	Inner Joint
OP1062 abs 29	OP3236 abs 29	OP2052

Note : -

K22375



TK12375

Inner Joint	Driveshaft	Outer Joint
OP2052	OP3237 abs 29	OP1062 abs 29



Sinistra / Left

Opel

Destra / Right



Vectra C (Front)

A	B	C	D	F	H	Fig	N	O	P	Q	R	S	T	Fig	kW	da: from:	a: to:	Cambio Gearbox	Telaio Chassis	A	B	C	D	F	H	Fig	N	O	P	Q	R	S	T	Fig	
30	26	54	91	M24x1.5	-	2	27		35	-	-	79	-	-	2.0 16v T	129	03.03	----	-	->41039647	30	26	54	91	M24x1.5	-	2	27		35	-	-	79	-	-
Outer Joint					Driveshaft					Inner Joint					Inner Joint					Driveshaft					Outer Joint										
OP1087					OP3296															OP3296					OP1087										
Note: -																																			

Zafira (Serie F75_ - Front)

A	B	C	D	F	H	Fig	N	O	P	Q	R	S	T	Fig	kW	da: from:	a: to:	Cambio Gearbox	Telaio Chassis	A	B	C	D	F	H	Fig	N	O	P	Q	R	S	T	Fig	
33	22	52	81	M20x1	104	1	22	22	35	82	23	58	-	-	1.6 16V	74	09.98	--..	-	-	33	22	52	81	M20x1	104	1	22	22	35	82	23	58	-	-
Outer Joint					Driveshaft					Inner Joint					Inner Joint					Driveshaft					Outer Joint										
OP1063					OP3200					OP2051										OP3201					OP1063										
Note: -																																			

A	B	C	D	F	H	Fig	N	O	P	Q	R	S	T	Fig	kW	da: from:	a: to:	Cambio Gearbox	Telaio Chassis	A	B	C	D	F	H	Fig	N	O	P	Q	R	S	T	Fig	
33	25	52	90	M20x1	108	1	22	25	35	92	23.8	58	-	4	1.8 16V	85/92	09.98	--..	-	-	33	25	52	90	M20x1	108	1	22	25	35	92	23.8	58	-	4
Outer Joint					Driveshaft					Inner Joint					Inner Joint					Driveshaft					Outer Joint										
OP1065					OP3202					OP2054										OP3203					OP1065										
Note: -																																			

A	B	C	D	F	H	Fig	N	O	P	Q	R	S	T	Fig	kW	da: from:	a: to:	Cambio Gearbox	Telaio Chassis	A	B	C	D	F	H	Fig	N	O	P	Q	R	S	T	Fig	
33	25	52	90	M20x1	108	1	22		35	94.4	-	-	-	4	1.8 16V Aut.	85	09.98	08.00	-	-	33	25	52	90	M20x1	108	1	22		35	94.4	-	-	-	4
Outer Joint					Driveshaft					Inner Joint					Inner Joint					Driveshaft					Outer Joint										
OP1065					OP3244															OP3245					OP1065										
Note: -																																			



Sinistra / Left

Opel

Destra / Right



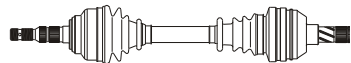
Zafira (Serie F75_ - Front)

A	B	C	D	F	H	Fig	N	O	P	Q	R	S	T	Fig
33	25	52	90	M20x1	108	1	34	25	35	94	27	57	-	4

	kW	da: from:	a: to:	Cambio Gearbox	Telaio Chassis
2.0 DI 16V	60	09.98	--	-	-
2.0 DT1	74	08.99	--	-	-
2.2 16V	108	03.01	--	-	-

A	B	C	D	F	H	Fig	N	O	P	Q	R	S	T	Fig
33	25	52	90	M20x1	108	1	34	25	35	94	27	57	-	4

TK12370



595

Outer Joint

Driveshaft

Inner Joint

OP1065

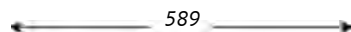
OP3204

OP2052

Note : -

A	B	C	D	F	H	Fig	N	O	P	Q	R	S	T	Fig
33	35	56	88	M20x1	104	3	27		35	89	-	80	-	4

TK12370



589

Outer Joint

Driveshaft

Inner Joint

OP1082

OP3208

Note : -

	kW	da: from:	a: to:	Cambio Gearbox	Telaio Chassis
2.2 DT1	92	01.02	--	-	-

A	B	C	D	F	H	Fig	N	O	P	Q	R	S	T	Fig
33	35	56	88	M20x1	104	3	27		35	89	-	80	-	4

TK12370



957

Inner Joint

Driveshaft

Outer Joint

OP2052

OP3205


OP1065

Zafira II (Front)

A	B	C	D	F	H	Fig	N	O	P	Q	R	S	T	Fig
33	22	52	79	M22x1.5	94	2	22		35	82	-	57	-	4

	kW	da: from:	a: to:	Cambio Gearbox	Telaio Chassis
1.4	66	03.04	--	-	->45999999
1.6	77/85	03.04	--	-	-

A	B	C	D	F	H	Fig	N	O	P	Q	R	S	T	Fig
33	22	52	79	M22x1.5	94	2	22		35	82	-	57	-	4



590

Outer Joint

Driveshaft

Inner Joint

OP1084


OP3287

Note : -

A	B	C	D	F	H	Fig	N	O	P	Q	R	S	T	Fig
33	22	52	79	M22x1.5	94	2	22		35	82	-	57	-	4

	kW	da: from:	a: to:	Cambio Gearbox	Telaio Chassis
1.4	66	03.04	--	-	52000001->

A	B	C	D	F	H	Fig	N	O	P	Q	R	S	T	Fig
33	22	52	79	M22x1.5	94	2	22		35	82	-	57	-	4



590

Outer Joint

Driveshaft

Inner Joint

OP1084

OP3287

Note : -



952

Inner Joint

Driveshaft

Outer Joint

OP1084

OP3288

OP1084

Inner Joint

Driveshaft

Outer Joint

OP1084

OP3289

OP1084



Sinistra / Left

Opel

Destra / Right



Zafira II (Front)

kW	da:	a:	Cambio	Telaio
	from:	to:	Gearbox	Chassis

A	B	C	D	F	H	Fig	N	O	P	Q	R	S	T	Fig
33	24	53	85	M22x1.5	94	2	34	25	35	94	27	57	-	-

1.7 CDTI	74	03.04	--	-	-
----------	----	-------	----	---	---

A	B	C	D	F	H	Fig	N	O	P	Q	R	S	T	Fig
33	24	53	85	M22x1.5	94	2	34	25	38	97	34	42	-	-

← 593 →

Outer Joint	Driveshaft	Inner Joint
OP1081	OP3277	OP2052

Note : 5 Speed

← 559 →

Inner Joint	Driveshaft	Outer Joint
OP2029	OP3278	OP1081

A	B	C	D	F	H	Fig	N	O	P	Q	R	S	T	Fig
33	24	53	85	M22x1.5	94	2	22	-	35	92	-	57	-	4

1.7 CDTI	59	03.04	--	-	52000001->
1.8	92	03.04	--	-	52000001->
1.8	103	01.06	--	-	-

A	B	C	D	F	H	Fig	N	O	P	Q	R	S	T	Fig
33	24	53	85	M22x1.5	94	2	22	-	35	92	-	57	-	4

← 587 →

Outer Joint	Driveshaft	Inner Joint
OP1081	OP3305	

Note : -

← 951 →

Inner Joint	Driveshaft	Outer Joint
	OP3306	OP1081

A	B	C	D	F	H	Fig	N	O	P	Q	R	S	T	Fig
33	26	52	91	M22x1.5	-	2	-	-	-	-	-	-	-	-

1.9 CDTI 16v	88	09.04	--	-	-
--------------	----	-------	----	---	---

A	B	C	D	F	H	Fig	N	O	P	Q	R	S	T	Fig
33	26	52	91	M22x1.5	-	2	-	-	-	-	-	-	-	-

← 576 →

Outer Joint	Driveshaft	Inner Joint
OP1086	OP3275	

Note : -

← 595 →

Inner Joint	Driveshaft	Outer Joint
	OP3276	OP1086

A	B	C	D	F	H	Fig	N	O	P	Q	R	S	T	Fig
30	26	54	91	M22x1.5	-	2	25	-	35	-	-	57.5	-	-

1.9 CDTI 16v	110	09.04	--	-	-
--------------	-----	-------	----	---	---

A	B	C	D	F	H	Fig	N	O	P	Q	R	S	T	Fig
30	26	54	91	M22x1.5	-	2	34	-	-	-	-	-	-	-

← 576 →

Outer Joint	Driveshaft	Inner Joint
OP1080	OP3294	

Note : -

← 594 →

Inner Joint	Driveshaft	Outer Joint
	OP3295	OP1080



Sinistra / Left

Opel

Destra / Right



Zafira II (Front)

da: *a:* *Cambio* *Telaio*
from: *to:* *Gearbox* *Chassis*

A	B	C	D	F	H	Fig	N	O	P	Q	R	S	T	Fig
33	26	52	91	M22x1.5		2	27		35			78		

1.9 CDTI 16v Au	88	09.04	--	-	-
-----------------	----	-------	----	---	---

A	B	C	D	F	H	Fig	N	O	P	Q	R	S	T	Fig
33	26	52	91	M22x1.5		2	27		35			78		



Outer Joint	Driveshaft	Inner Joint
OP1086	OP3301	



Inner Joint	Driveshaft	Outer Joint
	OP3302	OP1086

Note : -



Sinistra / Left

Opel LCV

Destra / Right



Combo (Serie 71_ - Front)

														kW	da:	a:	Cambio	Telaio																	
														from:	to:	Gearbox	Chassis																		
A	B	C	D	F	H	Fig	N	O	P	Q	R	S	T	Fig						A	B	C	D	F	H	Fig	N	O	P	Q	R	S	T	Fig	
22	22	52	80	M20x1	94	1	22	22	35	82	23	58	-	-	1.2	33	07.94	10.01	-	-	22	22	52	80	M20x1	94	1	22	22	35	82	23	58	-	-
														1.4 i	44/60	07.94	10.01	-	-																
														1.7 D	42	07.94	10.01	-	-																
Outer Joint				Driveshaft				Inner Joint						Inner Joint				Driveshaft				Outer Joint													
OP1046 OP1035 abs 29				OP3115 OP3117 abs 29				OP2051						OP2051				OP3116 OP3118 abs 29				OP1046 OP1035 abs 29													
Note : -																																			

Combo C (Front)

														kW	da:	a:	Cambio	Telaio																	
														from:	to:	Gearbox	Chassis																		
A	B	C	D	F	H	Fig	N	O	P	Q	R	S	T	Fig						A	B	C	D	F	H	Fig	N	O	P	Q	R	S	T	Fig	
22	28	52	81	M20x1	-	1	22		35	74.6	-	-	37.5	5	1.7 D	48	10.01	--	F06/F25	-	22	28	52	81	M20x1	-	1	22		35	74.6	-	-	37.5	5
Outer Joint				Driveshaft				Inner Joint						Inner Joint				Driveshaft				Outer Joint													
OP1058 OP1073 abs 29				OP3186 OP3258 abs 29														OP3187 OP3259 abs 29				OP1058 OP1073 abs 29													
Note : -																																			
22	23	52	82	M20x1	-	2	22		35	74.6	-	-	37.5	-	1.7 TD	55	10.01	--	F06/F25	-	22	23	52	82	M20x1	-	2	22		35	74.6	-	-	37.5	-
Outer Joint				Driveshaft				Inner Joint						Inner Joint				Driveshaft				Outer Joint													
OP1059 OP1074 abs 29				OP3188 OP3262 abs 29														OP3189 OP3263 abs 29				OP1059 OP1074 abs 29													
Note : -																																			



Sinistra / Left

Opel LCV

Destra / Right





Movano (Front)

kW da: a: Cambio Telaio
from: to: Gearbox Chassis

A	B	C	D	F	H	Fig	N	O	P	Q	R	S	T	Fig
28	36	64.5	101.5	M24x1.5	96	2	-	-	-	-	-	-	37	5

1.9 DTI 59/60 09.00 ---- PF1 -

A	B	C	D	F	H	Fig	N	O	P	Q	R	S	T	Fig
28	36	64.5	101.5	M24x1.5	96	2	39	-	30	-	-	390	-	5



Outer Joint		Driveshaft	Inner Joint
OP1079		OP3297	
OP1077 abs 51		OP3299 abs 51	


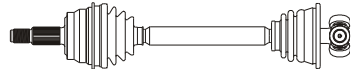
Inner Joint	Driveshaft	Outer Joint
	OP3298	OP1079
	OP3300 abs 51	OP1077 abs 51

Note : -

A	B	C	D	F	H	Fig	N	O	P	Q	R	S	T	Fig
28	36	64.5	101.5	M24x1.5	96	2	-	-	-	-	-	-	37	5

2.2 DTI 66 09.00 ---- - -

A	B	C	D	F	H	Fig	N	O	P	Q	R	S	T	Fig
28	36	64.5	101.5	M24x1.5	96	2	39	-	30	-	-	421	-	5



Outer Joint		Driveshaft	Inner Joint
OP1079		OP3271	
OP1077 abs 51		OP3273 abs 51	

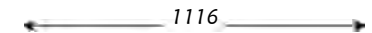

Inner Joint	Driveshaft	Outer Joint
	OP3272	OP1079
	OP3274 abs 51	OP1077 abs 51

Note : -

A	B	C	D	F	H	Fig	N	O	P	Q	R	S	T	Fig
28	36	64.5	101.5	M24x1.5	96	2	39	-	39	-	-	74	-	5

2.5 CDTI 88 08.06 ---- PF6 -

A	B	C	D	F	H	Fig	N	O	P	Q	R	S	T	Fig
28	36	64.5	101.5	M24x1.5	96	2	39	-	30	-	-	428	-	5



Outer Joint		Driveshaft	Inner Joint
OP1077 abs 51		OP3324 abs 51	

Inner Joint	Driveshaft	Outer Joint
	OP3325 abs 51	OP1077 abs 51


Note : -

A	B	C	D	F	H	Fig	N	O	P	Q	R	S	T	Fig
28	27	65	98	M24x1.5	93	3	-	-	-	-	-	27.6	37	5


2.5 D 59 06.98 09.00 PF1 -

A	B	C	D	F	H	Fig	N	O	P	Q	R	S	T	Fig
28	27	65	98	M24x1.5	93	3	39	-	30	81.5	36	435	34	5

Outer Joint		Driveshaft	Inner Joint
TK12539			
OP1055		OP3176	
OP1056 abs 51		OP3178 abs 51	



Inner Joint	Driveshaft	Outer Joint
		TK12539
	OP3177	OP1055
	OP3179 abs 51	OP1056 abs 51



Note : -



Sinistra / Left

Opel LCV

Destra / Right



Movano (Front)

														kW	da:	a:	Cambio	Telaio																		
														from:	to:	Gearbox	Chassis																			
A	B	C	D	F	H	Fig	N	O	P	Q	R	S	T	Fig							A	B	C	D	F	H	Fig	N	O	P	Q	R	S	T	Fig	
28	36	64.5	101.5	M24x1.5	96	2	39		39	88	-	74	38	5	3.0 DTI	100	10.03	----	PF6	-		28	36	64.5	101.5	M24x1.5	96	2	39		30	88	-	549	38	5
← 685 →														← 1126 →																						
Outer Joint				Driveshaft				Inner Joint						Inner Joint				Driveshaft				Outer Joint														
OP1077 abs 51				OP3268 abs 51														OP3269 abs 51				OP1077 abs 51														
														Note : -																						

Vivaro (Front)

														kW	da:	a:	Cambio	Telaio																		
														from:	to:	Gearbox	Chassis																			
A	B	C	D	F	H	Fig	N	O	P	Q	R	S	T	Fig							A	B	C	D	F	H	Fig	N	O	P	Q	R	S	T	Fig	
27	26	56.4	91	M22x1.5	94	3	-		-	-	-	-	37	5	1.9 DI	60	08.01	--	-	-		27	26	56.4	91	M22x1.5	94	3	39		30	-	-	363	-	5
← 675 →														← 1016 →																						
																												TK12362								
Outer Joint				Driveshaft				Inner Joint						Inner Joint				Driveshaft				Outer Joint														
OP1070				OP3228														OP3229				OP1070														
														Note : -																						
27	37	57	102	M22x1.5	93	3	-		-	-	-	-	37	5	2.5 DTI	99	05.03	----	-	-		27	37	57	102	M22x1.5	93	3	39		30	-	-	409	-	5
← 636 →														← 1058 →																						
Outer Joint				Driveshaft				Inner Joint						Inner Joint				Driveshaft				Outer Joint														
OP1076				OP3266														OP3267				OP1076														
														Note : -																						



Sinistra / Left

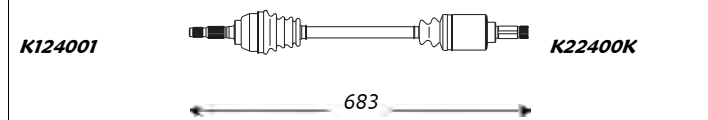
Peugeot

Destra / Right



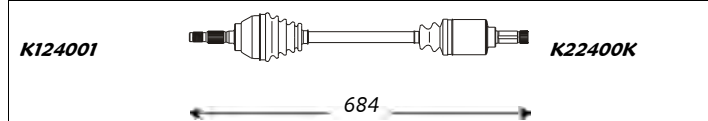
104 (Front)

A	B	C	D	F	H	Fig	N	O	P	Q	R	S	T	Fig
21		54	76.5	M20x1.5	90		22		40	71.5	19	68	30	5



Outer Joint	Driveshaft	Inner Joint
	PE3001	

A	B	C	D	F	H	Fig	N	O	P	Q	R	S	T	Fig
21		54	75	M20x1.5	90.5		22		40	71.5	28	68	30	5

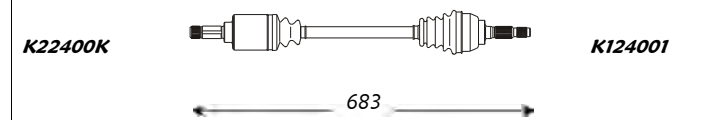


Outer Joint	Driveshaft	Inner Joint
	PE3002	

Note : -

kW	da:	a:	Cambio	Telaio
from:	to:	Gearbox	Chassis	
1.0	-	01.72 01.88	BH3	-
1.1	-	01.72 01.88	BH3	-

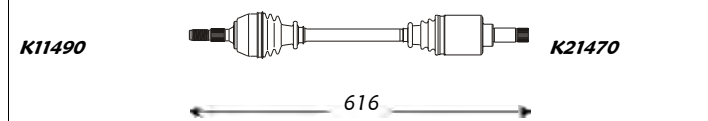
A	B	C	D	F	H	Fig	N	O	P	Q	R	S	T	Fig
21		54	76.5	M20x1.5	90		22		40	71.5	19	68	30	5



Inner Joint	Driveshaft	Outer Joint
	PE3001	

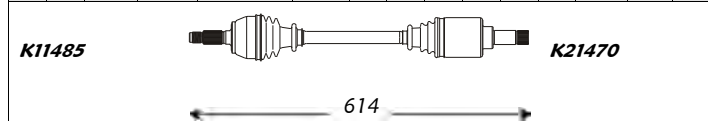
106 I (Serie 1A_,1C_ - Front)

A	B	C	D	F	H	Fig	N	O	P	Q	R	S	T	Fig
21		49.2	76.5	M20x1.5	81		22		40	71.5	22	65.5	30	5



Outer Joint	Driveshaft	Inner Joint
	PE3069	

A	B	C	D	F	H	Fig	N	O	P	Q	R	S	T	Fig
21		47.3	76.5	M20x1.5	75		22		40	71.5	21	65	30	5

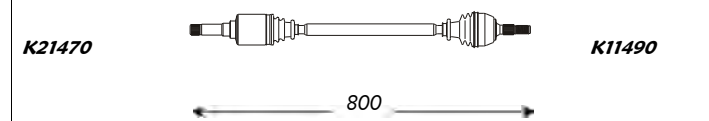


Outer Joint	Driveshaft	Inner Joint
	PE3048 PE3077 abs 48	

Note : 4 Fixing Wheel Holes

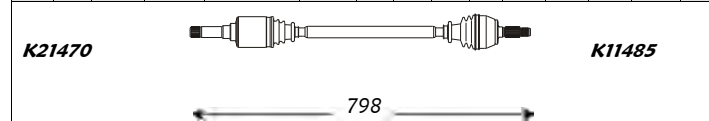
kW	da:	a:	Cambio	Telaio
from:	to:	Gearbox	Chassis	
1.0	33/37	08.91 04.96	MA	-
1.1 (3 Bolt)	40	08.91 04.96	MA	-
1.4	55/56	08.91 04.96	MA	-
1.4 D	37	08.91 04.96	MA	-
1.4 XSI	55/56	--- 06.93	MA	-
1.5 D	40	08.91 ---	MA	-

A	B	C	D	F	H	Fig	N	O	P	Q	R	S	T	Fig
21		49.2	76.5	M20x1.5	81		22		40	71.5	23	93.5	30	5



Inner Joint	Driveshaft	Outer Joint
	PE3070	

A	B	C	D	F	H	Fig	N	O	P	Q	R	S	T	Fig
21		47.3	76.5	M20x1.5	75		22		40	71.5	21	93.5	30	5



Inner Joint	Driveshaft	Outer Joint
	PE3049 PE3078 abs 48	



Sinistra / Left

Peugeot

Destra / Right



106 I (Serie 1A_,1C_ - Front)

A	B	C	D	F	H	Fig	N	O	P	Q	R	S	T	Fig
21		48	86.5	M20x1.5	76		22		40	71.5	-	58.5	30	5

kW	da: from:	a: to:	Cambio Gearbox	Telaio Chassis
1.3 Rallye	72/74	07.93	04.96	MA -
1.4 XSI	55/56	07.93	--	MA -
1.6 XSI	74/76	07.93	--	MA -

A	B	C	D	F	H	Fig	N	O	P	Q	R	S	T	Fig
21		48	86.5	M20x1.5	76		22		30	71.5	-	253	30	5

K12485  **K21474K**

609

Outer Joint Driveshaft Inner Joint

PE3091
PE3093 abs 48

Note : -

K21474K  **K12485**

802

Inner Joint Driveshaft Outer Joint

PE3092
PE3094 abs 48

A	B	C	D	F	H	Fig	N	O	P	Q	R	S	T	Fig
21	22	47.5	76.5	M20x1.5	76	3							30	5

1.6 Aut.	74/76	07.95	--	MB3 -
----------	-------	-------	----	-------

A	B	C	D	F	H	Fig	N	O	P	Q	R	S	T	Fig
21	22	47.5	76.5	M20x1.5	76	3	23		-	71.5	-	102.5	30	5

TK13281 

593

Outer Joint Driveshaft Inner Joint

PE1056
PE1057 abs 48

PE3230
PE3228 abs 48

Note : -

TK13281

694

Inner Joint Driveshaft Outer Joint

PE3231
PE3229 abs 48


PE1056
PE1057 abs 48

106 II (Serie 1 - Front)

A	B	C	D	F	H	Fig	N	O	P	Q	R	S	T	Fig
21		47.3	76.5	M20x1.5	86		22		40	-	-	65	-	5

kW	da: from:	a: to:	Cambio Gearbox	Telaio Chassis
1.1	40/44	01.99	--	MA -
1.4	55	01.99	--	MA -
1.5 D	42/43	01.99	--	MA -

A	B	C	D	F	H	Fig	N	O	P	Q	R	S	T	Fig
21		47.3	76.5	M20x1.5	86		22		30	-	-	93	-	5

 **K21470K**

623

Outer Joint Driveshaft Inner Joint

PE3247
PE3249 abs 48

Note : -

 **K21470K**

805

Inner Joint Driveshaft Outer Joint

PE3248
PE3250 abs 48

A	B	C	D	F	H	Fig	N	O	P	Q	R	S	T	Fig
21		48	86.5	M20x1.5	76		22		40	71.5	-	58.5	30	5

1.6 16S	87	05.96	12.98	MA -
---------	----	-------	-------	------

A	B	C	D	F	H	Fig	N	O	P	Q	R	S	T	Fig
21		48	86.5	M20x1.5	76		22		30	71.5	-	253	30	5

K12485  **K21474K**

609

Outer Joint Driveshaft Inner Joint

PE3091
PE3093 abs 48

Note : -

K21474K  **K12485**

802

Inner Joint Driveshaft Outer Joint

PE3092
PE3094 abs 48



Sinistra / Left

Peugeot

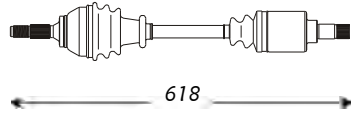
Destra / Right



106 II (Serie 1 - Front)

A	B	C	D	F	H	Fig	N	O	P	Q	R	S	T	Fig
21		44.2	86.5	M20x1.5	86		22		40	71.5	25	58	30	5

1.6 16S kW 87 da: 01.99 a: --- Cambio MA Telaio -
 from: to: Gearbox Chassis



618

Outer Joint

Driveshaft

Inner Joint

PE3253
PE3255 abs 48

Note : -

107 (Front)

A	B	C	D	F	H	Fig	N	O	P	Q	R	S	T	Fig
24	19	49.4	70	M22x1.5	-	2	23		34	-	-	60	-	5

1.0 kW 50 da: 06.05 a: --- Cambio - Telaio -
 from: to: Gearbox Chassis



650

Outer Joint

Driveshaft

Inner Joint


PE1093

PE3286

Note : -

A	B	C	D	F	H	Fig	N	O	P	Q	R	S	T	Fig
24	20	49.4	73	M22x1.5	-	2	23		34	-	-	60	-	5

1.4 HDI kW 40 da: 06.05 a: --- Cambio - Telaio -
 from: to: Gearbox Chassis



593

Outer Joint

Driveshaft


Inner Joint

PE1094

PE3288

Note : -

A	B	C	D	F	H	Fig	N	O	P	Q	R	S	T	Fig
21		44.2	86.5	M20x1.5	86		22		40	71.5	25	240	30	5



813

Inner Joint

Driveshaft

Outer Joint

PE3254
PE3256 abs 48

A	B	C	D	F	H	Fig	N	O	P	Q	R	S	T	Fig
24	19	49.4	70	M22x1.5	-	2	23		34	-	-	60	-	5



840

Inner Joint

Driveshaft

Outer Joint

PE3287

PE1093

A	B	C	D	F	H	Fig	N	O	P	Q	R	S	T	Fig
24	20	49.4	73	M22x1.5	-	2	23		34	-	-	60	-	5



897

Inner Joint

Driveshaft

Outer Joint

PE3289

PE1094



Sinistra / Left

Peugeot

Destra / Right



204 (Front)

A	B	C	D	F	H	Fig	N	O	P	Q	R	S	T	Fig
23		54	86.5	M22x1.5	83		23		40	77.5	28	64	34	5

	kW	da: from:	a: to:	Cambio Gearbox	Telaio Chassis
1.1	40	10.65	07.77	-	-
1.25 D	29	10.65	07.77	-	-
1.35 D	33	10.65	07.77	-	-

A	B	C	D	F	H	Fig	N	O	P	Q	R	S	T	Fig
23		54	86.5	M22x1.5	83		23		40	77.5	28	64	34	5

K12430  **K22410K**

707

Outer Joint Driveshaft Inner Joint

PE3004

Note : -

K22410K  **K12430**

707

Inner Joint Driveshaft Outer Joint


PE3004

205 (Serie 741A/C - Front)

A	B	C	D	F	H	Fig	N	O	P	Q	R	S	T	Fig
21		47.5	76.5	M20x1.5	76		22		40	71.5	-	68	30	5

	kW	da: from:	a: to:	Cambio Gearbox	Telaio Chassis
1.0	33	01.83	07.87	BH3	-
1.1	36	01.83	07.87	BH3	-

A	B	C	D	F	H	Fig	N	O	P	Q	R	S	T	Fig
21		47.5	76.5	M20x1.5	76		22		40	71.5	-	68	30	5


K124105  **K22400K**

710

Outer Joint Driveshaft Inner Joint

PE3009

Note : -

K22400K  **K124105**

710

Inner Joint Driveshaft Outer Joint

PE3009

A	B	C	D	F	H	Fig	N	O	P	Q	R	S	T	Fig
21		48	76.5	M20x1.5	75		22		40	71.5	21	65	30	5

	kW	da: from:	a: to:	Cambio Gearbox	Telaio Chassis
1.0	37	08.87	---	MA	-
1.1	40	08.87	---	MA	-

A	B	C	D	F	H	Fig	N	O	P	Q	R	S	T	Fig
21		48	76.5	M20x1.5	75		22		30	71.5	23	328	30	5

K124105  **K22400K**

574

Outer Joint Driveshaft Inner Joint

PE3044

Note : -

K22400K  **K124105**

833

Inner Joint Driveshaft Outer Joint

PE3045

A	B	C	D	F	H	Fig	N	O	P	Q	R	S	T	Fig
21		48	86.5	M20x1.5	76		24		40	81	24	69.5	33	5

	kW	da: from:	a: to:	Cambio Gearbox	Telaio Chassis
1.1 (Talbot)	-	---	---	-	-
1.3 (Talbot)	-	---	---	-	-
1.6 GTI	77/85	01.84	---	-	-

A	B	C	D	F	H	Fig	N	O	P	Q	R	S	T	Fig
21		48	86.5	M20x1.5	76		24		30	81	25	350	33	5

K12445  **K22450K**

565

Outer Joint Driveshaft Inner Joint

PE3067

Note : Eng. Talbot

K22450K  **K12445**

835

Inner Joint Driveshaft Outer Joint

PE3068



Sinistra / Left

Peugeot

Destra / Right



205 (Serie 741A/C - Front)

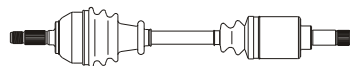
kW	da:	a:	Cambio	Telaio
	from:	to:	Gearbox	Chassis

A	B	C	D	F	H	Fig	N	O	P	Q	R	S	T	Fig
21		47.5	86.5	M20x1.5	76.5		22		40	71.5	21	65	30	5

1.3 Rallye
1.4

74/76 08.87 --- MA -
55/56 08.87 --- MA -

TK11471



575

Outer Joint

Driveshaft


Inner Joint

PE3046

A	B	C	D	F	H	Fig	N	O	P	Q	R	S	T	Fig
21		47.5	86.5	M20x1.5	76.5		22		40	71.5	19	68	30	5

1.4

58 01.83 07.87 BE3/BH3 -



715

Outer Joint

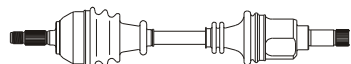
Driveshaft

Inner Joint

PE3010

A	B	C	D	F	H	Fig	N	O	P	Q	R	S	T	Fig
21		48	86.5	M20x1.5	76		24		40	70.5	24	69.5	30	5

Note : -



560

Outer Joint

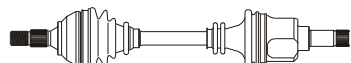
Driveshaft

Inner Joint

PE3017

A	B	C	D	F	H	Fig	N	O	P	Q	R	S	T	Fig
25	23	55.3	90	M24x1.5	80	3	24		40	76.5	24	69.5	33	5

K12445



567

Outer Joint

Driveshaft

Inner Joint

PE1002

PE1003 abs 48

PE1016 abs 90

PE3019

PE3167 abs 48


PE3222 abs 90

Note : -

1.9 CTI
1.9 GTI
1.9 GTI Kat.

72/77 01.86 --- - -
88/94 01.86 --- - -
75 01.86 --- - -

A	B	C	D	F	H	Fig	N	O	P	Q	R	S	T	Fig
21		47.5	86.5	M20x1.5	76.5		22		30	71.5	23	328	30	5



835

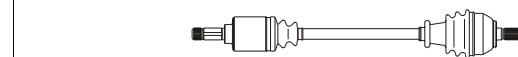
Inner Joint

Driveshaft

Outer Joint

PE3047

A	B	C	D	F	H	Fig	N	O	P	Q	R	S	T	Fig
21		47.5	86.5	M20x1.5	76.5		22		40	71.5	19	68	30	5



715

Inner Joint

Driveshaft

Outer Joint

PE3010

A	B	C	D	F	H	Fig	N	O	P	Q	R	S	T	Fig
21		48	86.5	M20x1.5	76		24		30	70.5	25	350	30	5



835

Inner Joint

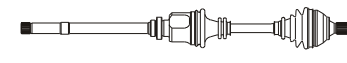
Driveshaft

Outer Joint

PE3018

A	B	C	D	F	H	Fig	N	O	P	Q	R	S	T	Fig
25	23	55.3	90	M24x1.5	80	3	24		30	76.5	23	350	33	5

K22455K



840

Inner Joint

Driveshaft

Outer Joint

PE3020

PE3168 abs 48

PE3223 abs 90

PE1002

PE1003 abs 48

PE1016 abs 90



Sinistra / Left

Peugeot

Destra / Right



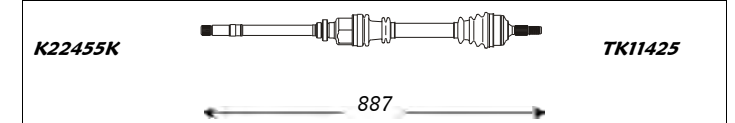
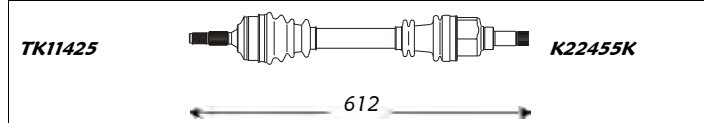
206 (Serie 2A/C - Front)

kW	da:	a:	Cambio	Telaio
	from:	to:	Gearbox	Chassis

A	B	C	D	F	H	Fig	N	O	P	Q	R	S	T	Fig
21	22	47.8	79	M20x1.5	86	3	22		40	76.5	21	65	32	5

1.1 i	44	10.98	09.03	MA	-
1.4 i	55	10.98	09.02	MA	-

A	B	C	D	F	H	Fig	N	O	P	Q	R	S	T	Fig
21	22	47.8	79	M20x1.5	86	3	22		30	76.5	23	330	32	5



Outer Joint		Driveshaft	Inner Joint
PE1058		PE3185	
PE1059	abs 48	PE3187	abs 48



Inner Joint	Driveshaft	Outer Joint
	PE3186	PE1058
	PE3188	PE1059
	abs 48	abs 48

Note : -

A	B	C	D	F	H	Fig	N	O	P	Q	R	S	T	Fig
21	21	48.6	75	M20x1.5	-	3	22		40	76.5	21	65	32	5

1.1 i	44	10.03	----	MA	-
1.4 i	55	10.02	----	MA	-

A	B	C	D	F	H	Fig	N	O	P	Q	R	S	T	Fig
21	21	48.6	75	M20x1.5	-	3	22		30	76.5	23	330	32	5



Outer Joint		Driveshaft	Inner Joint
PE1095		PE3298	
PE1090	abs 48	PE3296	abs 48

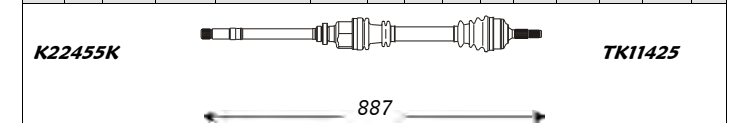
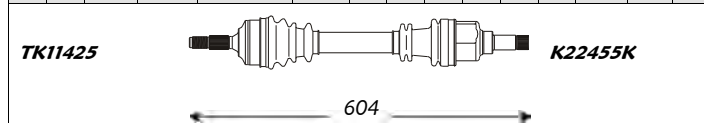
Inner Joint	Driveshaft	Outer Joint
	PE3299	PE1095
	PE3297	PE1090
	abs 48	abs 48

Note : -

A	B	C	D	F	H	Fig	N	O	P	Q	R	S	T	Fig
21	22	47.8	79	M20x1.5	86	3	22		40	-	-	58	-	5

1.4 HDI	50	09.01	----	MA	-
1.6 i	65	09.98	12.00	MA	-

A	B	C	D	F	H	Fig	N	O	P	Q	R	S	T	Fig
21	22	47.8	79	M20x1.5	86	3	22		30	76.5	23	330	32	5



Outer Joint		Driveshaft	Inner Joint
PE1058		PE3189	
PE1059	abs 48	PE3190	abs 48

Inner Joint	Driveshaft	Outer Joint
	PE3186	PE1058
	PE3188	PE1059
	abs 48	abs 48

Note : -



Sinistra / Left

Peugeot

Destra / Right



206 (Serie 2A/C - Front)

kW	da:	a:	Cambio	Telaio
	from:	to:	Gearbox	Chassis

A	B	C	D	F	H	Fig	N	O	P	Q	R	S	T	Fig
21	34	48.3	90	M20x1.5	86	3	26		-	81	-	46.8	-	-

1.4 i Aut.	55	01.99	--	AL4	->08547
1.6 i Aut.	65	09.98	12.00	AL4	->08547

A	B	C	D	F	H	Fig	N	O	P	Q	R	S	T	Fig
21	34	48.3	90	M20x1.5	86	3	23		-	81	-	258	-	-

← 587 →

Outer Joint	Driveshaft	Inner Joint
PE1060 PE1061 abs 48	PE3242 PE3244 abs 48	

← 808 →

Inner Joint	Driveshaft	Outer Joint
	PE3243 PE3245 abs 48	PE1060 PE1061 abs 48

Note : -

A	B	C	D	F	H	Fig	N	O	P	Q	R	S	T	Fig
21	34	48.3	90	M20x1.5	86	3	26		-	81	-	46.8	-	-

1.4 i Aut.	55	01.99	--	AL4	08548->
1.6 i Aut.	65	09.98	12.00	AL4	08548->

A	B	C	D	F	H	Fig	N	O	P	Q	R	S	T	Fig
21	34	48.3	90	M20x1.5	86	3	26		-	81	-	258	-	-

← 587 →

Outer Joint	Driveshaft	Inner Joint
PE1060 PE1061 abs 48	PE3242 PE3244 abs 48	

← 808 →

Inner Joint	Driveshaft	Outer Joint
	PE3280 PE3281 abs 48	PE1060 PE1061 abs 48

Note : -

A	B	C	D	F	H	Fig	N	O	P	Q	R	S	T	Fig
25	22	60	79	M24x1.5	79	3	22		40	-	-	58	-	5

1.6 16V	80	09.00	--	MA77	-
---------	----	-------	----	------	---

A	B	C	D	F	H	Fig	N	O	P	Q	R	S	T	Fig
25	22	60	79	M24x1.5	79	3	22		30	-	-	330	-	5

← 597 →

Outer Joint	Driveshaft	Inner Joint
PE1065 PE1066 abs 48	PE3232 PE3234 abs 48	

← 879 →

Inner Joint	Driveshaft	Outer Joint
	PE3233 PE3235 abs 48	PE1065 PE1066 abs 48

Note : -

A	B	C	D	F	H	Fig	N	O	P	Q	R	S	T	Fig
25	34	59	88	M24x1.5	79	3	26		-	81	-	46,5	-	-

1.6 16V Aut.	80	12.00	----	AL4	-
--------------	----	-------	------	-----	---

A	B	C	D	F	H	Fig	N	O	P	Q	R	S	T	Fig
25	34	59	88	M24x1.5	79	3	26		-	81	-	258	-	-

← 580 →

Outer Joint	Driveshaft	Inner Joint
PE1067 PE1082 abs 48	PE3284 PE3282 abs 48	

← 801 →

Inner Joint	Driveshaft	Outer Joint
	PE3285 PE3283 abs 48	PE1067 PE1082 abs 48

Note : -



Sinistra / Left

Peugeot

Destra / Right



206 (Serie 2A/C - Front)


kW da: a: Cambio Telaio
from: to: Gearbox Chassis

A	B	C	D	F	H	Fig	N	O	P	Q	R	S	T	Fig
21	34	48.3	90	M20x1.5	86	3	24		40	81	23	69.5	-	5

1.9 D	51	09.98	---	BE4R	-
-------	----	-------	-----	------	---

A	B	C	D	F	H	Fig	N	O	P	Q	R	S	T	Fig
21	34	48.3	90	M20x1.5	86	3	24		-	81	23	336	-	5

TK11471



K22471

604

Outer Joint

Driveshaft

Inner Joint

PE1060

PE3191

PE1061 abs 48

PE3193 abs 48


Note : -

A	B	C	D	F	H	Fig	N	O	P	Q	R	S	T	Fig
25	34	59	90	M24x1.5	80	3	24		40	81	29	61.5	33	5

2.0 HDI	66	04.99	---	BE4R	-> 08792
2.0 S16	99	04.99	10.00	BE4R	-

A	B	C	D	F	H	Fig	N	O	P	Q	R	S	T	Fig
25	34	59	90	M24x1.5	80	3	24		-	81	29	336	33	5

TK11471



K22471

592

Outer Joint

Driveshaft

Inner Joint

PE1048

PE3195

PE1070 abs 48

PE3197 abs 48

Note : Ø ABS 99 mm

A	B	C	D	F	H	Fig	N	O	P	Q	R	S	T	Fig
25	34	59	90	M24x1.5	80	3	24		40	81	23	69.5	33	5

2.0 HDI	66	04.99	---	BE4R	08793 ->
---------	----	-------	-----	------	----------

A	B	C	D	F	H	Fig	N	O	P	Q	R	S	T	Fig
25	34	59	90	M24x1.5	80	3	24		-	81	29	336	33	5



600

Outer Joint

Driveshaft

Inner Joint

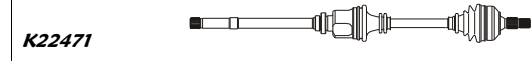
PE1048

PE3251

PE1070 abs 48

PE3252 abs 48

Note : Ø ABS 99 mm



K22471

TK11471

891

Inner Joint

Driveshaft

Outer Joint

PE3196

PE3198 abs 48

PE1048

PE1070 abs 48

207 (Serie WA_,WC_ - Front)

kW da: a: Cambio Telaio
from: to: Gearbox Chassis

A	B	C	D	F	H	Fig	N	O	P	Q	R	S	T	Fig
21	22	49	79	M20x1.5	86	3	22		40	-	-	58	-	-

1.4	53	02.06	----	MA77	-
1.4 16v	65	02.06	----	MA77	-

A	B	C	D	F	H	Fig	N	O	P	Q	R	S	T	Fig
21	22	49	79	M20x1.5	86	3	22		30	-	-	93	-	-

656

Outer Joint

Driveshaft

Inner Joint

PE1092

PE3305

Note : -

850

Inner Joint

Driveshaft

Outer Joint

PE3306

PE1092



Sinistra / Left

Peugeot

Destra / Right




207 (Serie WA_,WC_ - Front)

A	B	C	D	F	H	Fig	N	O	P	Q	R	S	T	Fig
-	-	-	-	-	-	22			40	-	-	58	-	-

1.6 HDI kW 66 da: 02.06 a: ---- Cambio BE4R Telaio -
 from: to: Gearbox Chassis

A	B	C	D	F	H	Fig	N	O	P	Q	R	S	T	Fig
-	-	-	-	-	-	-	-	-	-	-	-	-	-	-



Outer Joint Driveshaft Inner Joint

PE3307

Note : -



Inner Joint Driveshaft Outer Joint

PE3308


304 (Front)

A	B	C	D	F	H	Fig	N	O	P	Q	R	S	T	Fig
23		54	86.5	M22x1.5	83		23		40	77.5	28	64	34	5


1.3 kW 48/55 da: 09.69 a: 10.80 Cambio BB8 Telaio -
 from: to: Gearbox Chassis

A	B	C	D	F	H	Fig	N	O	P	Q	R	S	T	Fig
23		54	86.5	M22x1.5	83		23		40	77.5	28	64	34	5

K12430



K22410K




Outer Joint Driveshaft Inner Joint


PE3004

Note : -

K22410K



K12430



Inner Joint Driveshaft Outer Joint

PE3004


305 I (Serie 581A_ - Front)

A	B	C	D	F	H	Fig	N	O	P	Q	R	S	T	Fig
23		54	86.5	M22x1.5	83		23		40	77.5	26	63	34	5


1.3 kW 44/48 da: 08.77 a: 07.82 Cambio - Telaio -
 from: to: Gearbox Chassis

A	B	C	D	F	H	Fig	N	O	P	Q	R	S	T	Fig
23		54	86.5	M22x1.5	83		23		40	77.5	26	63	34	5

K12430



K22410K




Outer Joint Driveshaft Inner Joint


PE3005

Note : -

K22410K



K12430



Inner Joint Driveshaft Outer Joint

PE3005



Sinistra / Left

Peugeot

Destra / Right




305 II (Serie 581M_ - Front)

kW	da:	a:	Cambio	Telaio
	from:	to:	Gearbox	Chassis

A	B	C	D	F	H	Fig	N	O	P	Q	R	S	T	Fig
25		55.5	86.5	M24x1.5	78		23		40	71.5	27	63.5	30	5

1.3	44/48	08.82	08.84	-	-
1.5	54	08.82	08.84	-	-


A	B	C	D	F	H	Fig	N	O	P	Q	R	S	T	Fig
25		55.5	86.5	M24x1.5	78		23		40	71.5	27	63.5	30	5

K12410  **K22400K**

737

Outer Joint	Driveshaft	Inner Joint
	PE3201	

Note : -

K22400K  **K12410**

737

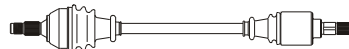
Inner Joint	Driveshaft	Outer Joint
	PE3201	

Note : -

A	B	C	D	F	H	Fig	N	O	P	Q	R	S	T	Fig
25		57	86.5	M24x1.5	78.5		23		40	71.5	27	63.5	30	5

1.3	44/48	09.84	12.89	-	-
1.5	54	09.84	12.89	-	-

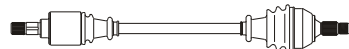
A	B	C	D	F	H	Fig	N	O	P	Q	R	S	T	Fig
25		57	86.5	M24x1.5	78.5		23		40	71.5	27	63.5	30	5

K12410  **K22400K**

735

Outer Joint	Driveshaft	Inner Joint
	PE3006	

Note : -

K22400K  **K12410**

735


Inner Joint	Driveshaft	Outer Joint
	PE3006	

Note : -

A	B	C	D	F	H	Fig	N	O	P	Q	R	S	T	Fig
25	22	55.3	84	M24x1.5	80	3	24		40	81	25	69.5	33	5

1.5 Aut.	54	08.82	08.84	-	-
1.6	54/55	08.82	08.84	BE1	-
1.9 D	47/48	08.82	08.84	BE1	-

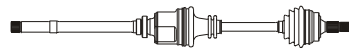
A	B	C	D	F	H	Fig	N	O	P	Q	R	S	T	Fig
25	22	55.3	84	M24x1.5	80	3	24		-	81	25	350	33	5

K11470  **K22450**

591

Outer Joint	Driveshaft	Inner Joint
PE1004	PE3007	

Note : -

K22450  **K11470**

867


Inner Joint	Driveshaft	Outer Joint
	PE3008	PE1004

Note : -

A	B	C	D	F	H	Fig	N	O	P	Q	R	S	T	Fig
25	22	55.3	84	M24x1.5	80	3	24		40	87.5	26	70	36	5

1.5 Aut.	54	09.84	12.89	-	-
1.6	54/55	09.84	12.89	-	-
1.9 D	47/48	09.84	12.89	-	-

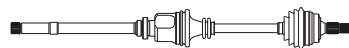
A	B	C	D	F	H	Fig	N	O	P	Q	R	S	T	Fig
25	22	55.3	84	M24x1.5	80	3	24		-	87.5	21	335	36	5

K11465  **K11465**

593

Outer Joint	Driveshaft	Inner Joint
PE1004	PE3202	

Note : -

K11465  **K11465**

865

Inner Joint	Driveshaft	Outer Joint
	PE3203	PE1004

Note : -



Sinistra / Left

Peugeot

Destra / Right



306 (Serie 7B,N3,N5 - Front)

kW	da:	a:	Cambio	Telaio
	from:	to:	Gearbox	Chassis

A	B	C	D	F	H	Fig	N	O	P	Q	R	S	T	Fig
21		47.5	86.5	M20x1.5	76.5		22		40	71.5	-	65	30	5



615

Outer Joint

Driveshaft


Inner Joint

PE3071
PE3301 abs 29
PE3097 abs 48

Note: -

A	B	C	D	F	H	Fig	N	O	P	Q	R	S	T	Fig
25		57	86.5	M24x1.5	80		22		40	71.5	22	58.5	30	5

K12445



608

Outer Joint

Driveshaft

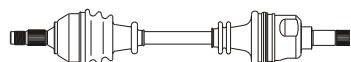
Inner Joint

PE1007 abs 29
 PE1006 abs 48

PE3073
PE3103 abs 29
PE3101 abs 48

Note: -

A	B	C	D	F	H	Fig	N	O	P	Q	R	S	T	Fig
25		57	86.5	M24x1.5	79		24		40	81	24	69.5	33	5



608

Outer Joint

Driveshaft


Inner Joint

PE1015 abs 29
 PE1009 abs 48

PE3081
PE3113 abs 29
PE3105 abs 48

Note: -

A	B	C	D	F	H	Fig	N	O	P	Q	R	S	T	Fig
25	34	59	88	M24x1.5	79	3	-		-	-	-	-	-	5



Outer Joint

Driveshaft

Inner Joint

PE1067
 PE1015 abs 29
 PE1009 abs 48

PE3300
PE3113 abs 29
PE3105 abs 48

Note: -

1.1	44	06.94	05.01	MA	-
1.4	55	06.94	05.01	MA	-

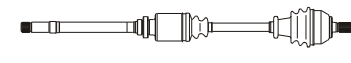
1.6	65	06.94	10.00	MA	-
-----	----	-------	-------	----	---

1.7 D	43	05.93	10.00	MA	-
-------	----	-------	-------	----	---

1.8 D	51	09.98	05.01	BE3	-
1.8 ST	74	06.94	05.01	BE3 / 4HP14	
1.9 SLD	47/50/55	06.94	05.01	BE3	-
2.0 ST	89	07.94	05.01	BE3 / 4HP14	

Note: -

A	B	C	D	F	H	Fig	N	O	P	Q	R	S	T	Fig
21		47.5	86.5	M20x1.5	76.5		22		30	71.5	-	328	30	5



877

Inner Joint

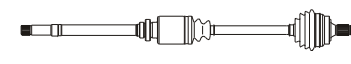
Driveshaft

Outer Joint

PE3072
PE3302 abs 29
PE3098 abs 48

A	B	C	D	F	H	Fig	N	O	P	Q	R	S	T	Fig
25		57	86.5	M24x1.5	80		22		30	71.5	21	333	30	5

K22498K



877

Inner Joint

Driveshaft

Outer Joint

PE3074
PE3170 abs 29
PE3257 abs 48

PE1007 abs 29
 PE1006 abs 48

A	B	C	D	F	H	Fig	N	O	P	Q	R	S	T	Fig
25		57	86.5	M24x1.5	79		24		30	81	25	336	33	5



885

Inner Joint

Driveshaft

Outer Joint

PE3082
PE3239 abs 29
PE3106 abs 48

PE1068 abs 29
 PE1009 abs 48

A	B	C	D	F	H	Fig	N	O	P	Q	R	S	T	Fig
25	34	59	88	M24x1.5	79	3	-		-	-	-	-	-	5

K22471



888

Inner Joint

Driveshaft

Outer Joint

PE3237
PE3239 abs 29
PE3106 abs 48

PE1067
 PE1068 abs 29
 PE1009 abs 48

Note: -



Sinistra / Left

Peugeot

Destra / Right



306 (Serie 7B,N3,N5 - Front)

A	B	C	D	F	H	Fig	N	O	P	Q	R	S	T	Fig
25	34	59	88	M24x1.5	79	3	-	-	-	-	-	-	-	5

kW	da:	a:	Cambio	Telaio
	from:	to:	Gearbox	Chassis
1.9 SRDT	66	06.94	05.01	BE3 -
2.0 HDI	66	06.99	05.01	- -
2.0 S16	110/112	06.94	05.01	BE3 -

A	B	C	D	F	H	Fig	N	O	P	Q	R	S	T	Fig
25	34	59	88	M24x1.5	79	3	-	-	-	-	-	-	-	5



Outer Joint	Driveshaft	Inner Joint
PE1067 PE1068 abs 29	PE3236 PE3238 abs 29	

Note : -



Inner Joint	Driveshaft	Outer Joint
	PE3237 PE3239 abs 29	PE1067 PE1068 abs 29

307 (Serie 3A/C - Front)

A	B	C	D	F	H	Fig	N	O	P	Q	R	S	T	Fig
25	22	60	79	M24x1.5	79	3	22	-	40	-	-	58	-	-


kW	da:	a:	Cambio	Telaio
	from:	to:	Gearbox	Chassis
1.4	55	08.00	----	MA -
1.4 16V	65	11.03	----	MA -
1.6	80	08.00	----	MA -

A	B	C	D	F	H	Fig	N	O	P	Q	R	S	T	Fig
25	22	60	79	M24x1.5	79	3	22	-	30	-	-	330	-	-



Outer Joint	Driveshaft	Inner Joint
PE1065	PE3258	

Note : -




Inner Joint	Driveshaft	Outer Joint
	PE3259	PE1065

A	B	C	D	F	H	Fig	N	O	P	Q	R	S	T	Fig
25	34	59	88	M24x1.5	79	3	24	-	40	-	-	70	-	-


1.4 HDI	50	10.01	----	BE4 -
1.6	80	08.00	----	BE4 -
2.0	100/130	08.00	----	BE4 -

A	B	C	D	F	H	Fig	N	O	P	Q	R	S	T	Fig
25	34	59	88	M24x1.5	79	3	24	-	30	-	-	350	-	-



Outer Joint	Driveshaft	Inner Joint
PE1067	PE3260	

Note : -




Inner Joint	Driveshaft	Outer Joint
	PE3261	PE1067

A	B	C	D	F	H	Fig	N	O	P	Q	R	S	T	Fig
25	34	59	88	M24x1.5	79	3	24	-	40	-	-	62	-	-

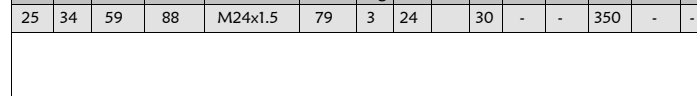
1.6 HDI	80	02.04	----	BE4 -
2.0 HDI	79/100	08.00	----	BE4 -

A	B	C	D	F	H	Fig	N	O	P	Q	R	S	T	Fig
25	34	59	88	M24x1.5	79	3	24	-	30	-	-	350	-	-



Outer Joint	Driveshaft	Inner Joint
PE1067	PE3262	

Note : -



Inner Joint	Driveshaft	Outer Joint
	PE3261	PE1067



Sinistra / Left

Peugeot

Destra / Right



309 I (Serie 10C/10A - Front)

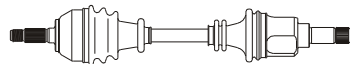
A	B	C	D	F	H	Fig	N	O	P	Q	R	S	T	Fig
21		47.5	86.5	M20x1.5	76.5		24		40	70.5	-	69.5	30	5

1.1 (Talbot)
1.3 (Talbot)

kW da: a: Cambio Telaio
from: to: Gearbox Chassis

- 07.85 05.89 BE1 -
47/48 07.85 05.89 BE1 -

K12445



570

Outer Joint

Driveshaft

Inner Joint

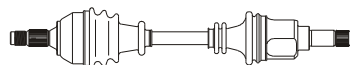
PE3023

Note : Eng. Talbot

A	B	C	D	F	H	Fig	N	O	P	Q	R	S	T	Fig
25		57	86.5	M24x1.5	78.5		24		40	70.5	24	69.5	30	5

1.6
1.8 D
1.9

65/69 07.87 --- BE1/3 -
44 07.86 --- BE1/3 -
50/51 09.85 12.93 BE1/3 -



575

Outer Joint

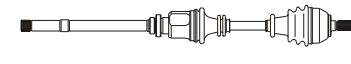
Driveshaft

Inner Joint

PE3025

Note : -

A	B	C	D	F	H	Fig	N	O	P	Q	R	S	T	Fig
21		47.5	86.5	M20x1.5	76.5		24		30	70.5	24	335	30	5



845

Inner Joint

Driveshaft

Outer Joint

PE3024

A	B	C	D	F	H	Fig	N	O	P	Q	R	S	T	Fig
25		57	86.5	M24x1.5	78.5		24		30	70.5	24	350	30	5



844

Inner Joint

Driveshaft

Outer Joint

PE3026

309 II (Serie 3C/3A - Front)

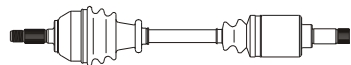
A	B	C	D	F	H	Fig	N	O	P	Q	R	S	T	Fig
21		47.5	86.5	M20x1.5	76.5		22		40	71.5	21	65	30	5

1.1
1.4

kW da: a: Cambio Telaio
from: to: Gearbox Chassis

40/44 06.89 12.93 MA -
49 07.90 12.93 MA -

K12410



K22498K

586

Outer Joint

Driveshaft

Inner Joint

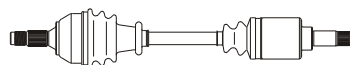
PE3050

Note : -

A	B	C	D	F	H	Fig	N	O	P	Q	R	S	T	Fig
25		57	86.5	M24x1.5	78.5		22		40	71.5	21	65	30	5

1.4

55 07.89 --- MA -



K22498K

588

Outer Joint

Driveshaft

Inner Joint

PE3085

Note : -

A	B	C	D	F	H	Fig	N	O	P	Q	R	S	T	Fig
21		47.5	86.5	M20x1.5	76.5		22		30	71.5	22	328	30	5

K22498K



K12410

845

Inner Joint

Driveshaft

Outer Joint

PE3051

A	B	C	D	F	H	Fig	N	O	P	Q	R	S	T	Fig
25		57	86.5	M24x1.5	78.5		22		30	71.5	23	328	30	5

K22498K



845

Inner Joint

Driveshaft

Outer Joint

PE3086



Sinistra / Left

Peugeot

Destra / Right



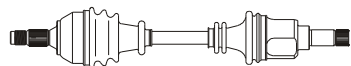
309 II (Serie 3C/3A - Front)

A	B	C	D	F	H	Fig	N	O	P	Q	R	S	T	Fig
25		57	86.5	M24x1.5	78.5		24		40	70.5	24	69.5	30	5

1.6 Aut.
1.9 D

kW da: a: Cambio Telaio
from: to: Gearbox Chassis

65/69 07.89 --- - -
47/48 01.89 --- BE1/3 -



575

Outer Joint Driveshaft Inner Joint

PE3025

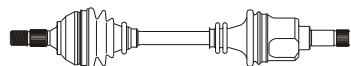
Note : -

A	B	C	D	F	H	Fig	N	O	P	Q	R	S	T	Fig
25	23	55.3	90	M24x1.5	80	3	24		40	81	25	69.5	33	5

1.8 TD
1.9 GTI

57/66 01.89 --- BE1/3 -
- 02.87 --- BE1/3 -

K12445



577

Outer Joint Driveshaft Inner Joint

PE1002
PE1003 abs 48
PE1016 abs 90

PE3027
PE3109 abs 48
PE3217 abs 90

Note : -

A	B	C	D	F	H	Fig	N	O	P	Q	R	S	T	Fig
25		57	86.5	M24x1.5	78.5		24		30	70.5	24	350	30	5



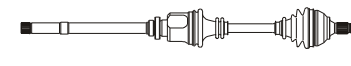
844

Inner Joint Driveshaft Outer Joint

PE3026

A	B	C	D	F	H	Fig	N	O	P	Q	R	S	T	Fig
25	23	55.3	90	M24x1.5	80	3	24		30	81	24	350	33	5

K22450



851

Inner Joint Driveshaft Outer Joint

PE3028
PE3110 abs 48
PE3218 abs 90

PE1002 abs 48
PE1003 abs 48
PE1016 abs 90

405 I (Serie 15B - Front)


A	B	C	D	F	H	Fig	N	O	P	Q	R	S	T	Fig
25	22	55.3	84	M24x1.5	80	3	22		40	71.5	22	65	30	5

1.4

kW da: a: Cambio Telaio
from: to: Gearbox Chassis

47 05.87 06.92 MA -

K124401



612

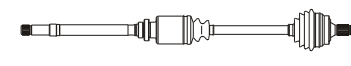
Outer Joint Driveshaft Inner Joint

PE1004 **PE3029**

Note : -

A	B	C	D	F	H	Fig	N	O	P	Q	R	S	T	Fig
25	22	55.3	84	M24x1.5	80	3	22		30	71.5	22	328	30	5

K22498K



871

Inner Joint Driveshaft Outer Joint


PE3030 PE1004

A	B	C	D	F	H	Fig	N	O	P	Q	R	S	T	Fig
25	22	55.3	84	M24x1.5	80	3	24		40	81	25	69.5	33	5

1.6

53/69 05.87 --- BE1/3 -

K124401



607

Outer Joint Driveshaft Inner Joint

PE1004
PE1015 abs 29
PE1016 abs 90

PE3031
PE3113 abs 29
PE3056 abs 90

Note : -

A	B	C	D	F	H	Fig	N	O	P	Q	R	S	T	Fig
25	22	55.3	84	M24x1.5	80	3	24		30	81	24	350	33	5

K22450



880

Inner Joint Driveshaft Outer Joint

PE3032
PE3114 abs 29
PE3057 abs 90

PE1004 abs 29
PE1015 abs 29
PE1016 abs 90



Sinistra / Left

Peugeot

Destra / Right



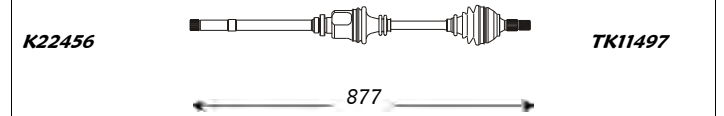
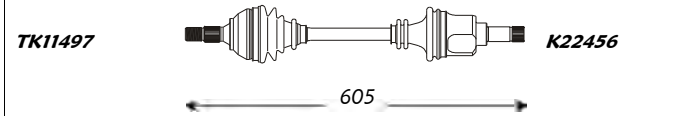
405 I (Serie 15B - Front)

<i>kW</i>	<i>da:</i>	<i>a:</i>	<i>Cambio</i>	<i>Telaio</i>
	<i>from:</i>	<i>to:</i>	<i>Gearbox</i>	<i>Chassis</i>

A	B	C	D	F	H	Fig	N	O	P	Q	R	S	T	Fig
25	23	55.3	90	M24x1.5	80	3	24		40	81	24	70	33	5

1.8 TD	66	05.87	06.92	BE1/3	-
1.9	88	05.87	07.92	BE1/3	-
1.9 i	77	05.87	12.92	BE1/3	-
1.9 M116	108	05.87	07.92	BE1/3	-
1.9 TD	53/68	05.87	06.92	BE1/3	-

A	B	C	D	F	H	Fig	N	O	P	Q	R	S	T	Fig
25	23	55.3	90	M24x1.5	80	3	24		30	76.5	24	350	33	5



Outer Joint		Driveshaft	Inner Joint	
PE1002		PE3054		
PE1015	abs 29	PE3113	abs 29	
PE1016	abs 90	PE3056	abs 90	

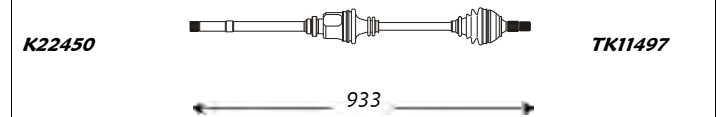
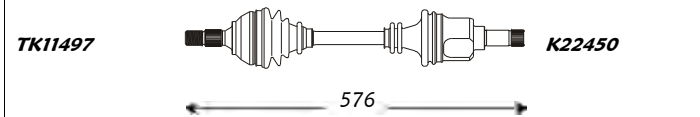
Inner Joint		Driveshaft	Outer Joint	
		PE3055		PE1002
		PE3114	abs 29	PE1015 abs 29
		PE3057	abs 90	PE1016 abs 90

Note : -

A	B	C	D	F	H	Fig	N	O	P	Q	R	S	T	Fig
25	34	55.3	90	M24x1.5	80	3	24		27	81	-	43.5	33	5

1.9 4X4	116/118	03.88	06.92	-	-
2.0 4X4	-	03.88	06.92	-	-

A	B	C	D	F	H	Fig	N	O	P	Q	R	S	T	Fig
25	34	55.3	90	M24x1.5	80	3	24		40	81	-	415	33	5



Outer Joint		Driveshaft	Inner Joint	
PE1008		PE3209		
PE1010	abs 29	PE3211	abs 29	
PE1019	abs 90	PE3213	abs 90	

Inner Joint		Driveshaft	Outer Joint	
		PE3210		PE1008
		PE3212	abs 29	PE1010 abs 29
		PE3214	abs 90	PE1019 abs 90

Note : -

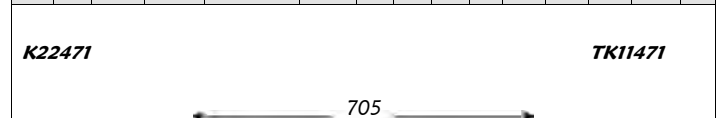

405 I (Serie 15B - Rear)

<i>kW</i>	<i>da:</i>	<i>a:</i>	<i>Cambio</i>	<i>Telaio</i>
	<i>from:</i>	<i>to:</i>	<i>Gearbox</i>	<i>Chassis</i>

A	B	C	D	F	H	Fig	N	O	P	Q	R	S	T	Fig
25	22	55.5	84	M24x1.5	79	3	27		45	76.5	43	73	33	5

tt 4X4	-	03.88	--	-	-
--------	---	-------	----	---	---

A	B	C	D	F	H	Fig	N	O	P	Q	R	S	T	Fig
25	22	55.5	84	M24x1.5	79	3	27		45	76.5	43	73	33	5



Outer Joint		Driveshaft	Inner Joint	
PE1055		PE3207		
PE1054	abs 90	PE3208	abs 90	

Inner Joint		Driveshaft	Outer Joint	
		PE3207		PE1055
		PE3208	abs 90	PE1054 abs 90

Note : -



Sinistra / Left

Peugeot

Destra / Right




405 II (Serie 4B - Front)


kW	da:	a:	Cambio	Telaio
	from:	to:	Gearbox	Chassis

A	B	C	D	F	H	Fig	N	O	P	Q	R	S	T	Fig
25	31	55.3	84	M24x1.5	80	3	22		40	71.5	22	65	30	5

1.4	55	07.92	10.96	-	-
-----	----	-------	-------	---	---

A	B	C	D	F	H	Fig	N	O	P	Q	R	S	T	Fig
25	31	55.3	84	M24x1.5	80	3	22		30	71.5	21	328	30	5

K124401  K22498K														
← 611 →														
Outer Joint					Driveshaft					Inner Joint				
PE1069					PE3221									


K22498K  K124401														
← 878 →														
Inner Joint					Driveshaft					Outer Joint				
					PE3246					PE1069				


Note : -

A	B	C	D	F	H	Fig	N	O	P	Q	R	S	T	Fig
25	34	59	88	M24x1.5	79	3	24		40	81	27	61.5	33	5

1.8 i	74	08.92	10.95	-	-
1.9	50/51	08.92	10.96	-	-
1.9 TD	66	08.92	10.96	-	-
1.9 Sri	95	08.92	10.96	MA	-
2.0	89	08.92	10.96	-	-
2.0 16V	110	06.94	10.96	-	-
2.0 4X4	89/90	08.92	10.96	-	-
2.0 M116	112	08.92	10.96	-	-

A	B	C	D	F	H	Fig	N	O	P	Q	R	S	T	Fig
25	34	59	88	M24x1.5	79	3	24		30	81	27	35	33	5

TK11471  K22471														
← 601 →														
Outer Joint					Driveshaft					Inner Joint				
PE1008					PE3087									
PE1010 abs 29					PE3111 abs 29									
PE1019 abs 90					PE3089 abs 90									


K22471  TK11471														
← 887 →														
Inner Joint					Driveshaft					Outer Joint				
					PE3088					PE1008				
					PE3112 abs 29					PE1010 abs 29				
					PE3090 abs 90					PE1019 abs 90				

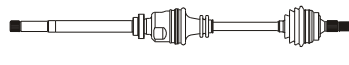
Note : -

A	B	C	D	F	H	Fig	N	O	P	Q	R	S	T	Fig
25	31	55.3	84	M24x1.5	80	3	24		40	81	27	69.5	33	5

1.6	65	08.92	10.96	MA	-
-----	----	-------	-------	----	---

A	B	C	D	F	H	Fig	N	O	P	Q	R	S	T	Fig
25	31	55.3	84	M24x1.5	80	3	24		30	81	27	350	33	5

TK11471  K22450														
← 607 →														
Outer Joint					Driveshaft					Inner Joint				
PE1069					PE3240									

K22450  TK11471														
← 887 →														
Inner Joint					Driveshaft					Outer Joint				
					PE3241					PE1069				

Note : Gearbox MA



Sinistra / Left

Peugeot

Destra / Right

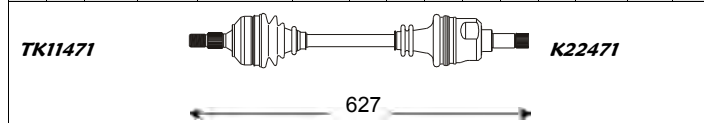


406 (Serie 8B_ - Front)

kW	da:	a:	Cambio	Telaio
	from:	to:	Gearbox	Chassis

A	B	C	D	F	H	Fig	N	O	P	Q	R	S	T	Fig
25	34	59	90	M24x1.5	80	3	24		40	81	23	69.5	33	5

1.6	65	10.95	03.99	BE3/BE4	-
1.8	66/81	05.97	03.99	BE3/BE4	-
1.8 16V	81	10.95	03.99	BE3/BE4	-
1.9 D	55	03.96	03.99	BE3/BE4	-
1.9 TD	55	03.96	03.99	BE3/BE4	-
1.9 TD	66/68	03.96	03.99	BE3/BE4	-




Outer Joint		Driveshaft	Inner Joint	
PE1048		PE3173		
PE1049	abs 29	PE3175	abs 29	

Note : Ø ABS 99 mm

A	B	C	D	F	H	Fig	N	O	P	Q	R	S	T	Fig
25	34	59	90	M24x1.5	80	3	24		40	81	-	70	-	5

1.6	65	04.99	05.04	BE3/BE4	-
1.8	66/81	04.99	05.04	BE3/BE4	-
1.9 D	55	04.99	05.04	BE3/BE4	-
1.9 TD	66/68	04.99	05.04	BE3/BE4	-




Outer Joint		Driveshaft	Inner Joint	
PE1073	abs 48	PE3263	abs 48	

Note : Ø ABS 99 mm

A	B	C	D	F	H	Fig	N	O	P	Q	R	S	T	Fig
25	34	59	90	M24x1.5	80	3	26		-	78.6	40.6	46.4	33	5

1.8 16v	81/85	04.99	--	AL4	-> 08547
2.0 16v	97/100	04.99	--	AL4	-> 08547
2.0 HDI	80	04.99	--	AL4	-> 08547

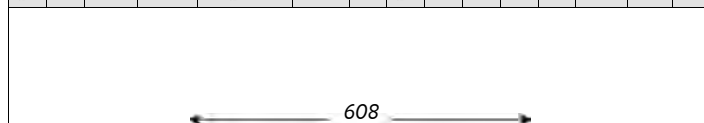


Outer Joint		Driveshaft	Inner Joint	
PE1073	abs 48	PE3270	abs 48	

Note : Ø ABS 99 mm

A	B	C	D	F	H	Fig	N	O	P	Q	R	S	T	Fig
25	34	59	90	M24x1.5	80	3	26		-	78.6	40.6	46.4	33	5

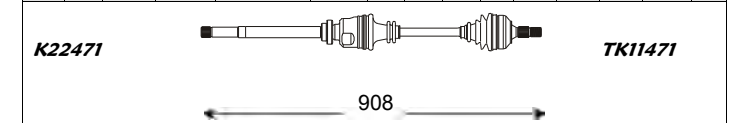
1.8 16v	81/85	04.99	--	AL4	08548 ->
2.0 16v	97/100	04.99	--	AL4	08548 ->
2.0 HDI	80	04.99	--	AL4	08548 ->



Outer Joint		Driveshaft	Inner Joint	
PE1073	abs 48	PE3270	abs 48	

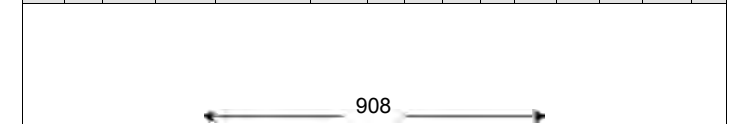
Note : Ø ABS 99 mm

A	B	C	D	F	H	Fig	N	O	P	Q	R	S	T	Fig
25	34	59	90	M24x1.5	80	3	24		30	81	25	350	33	5



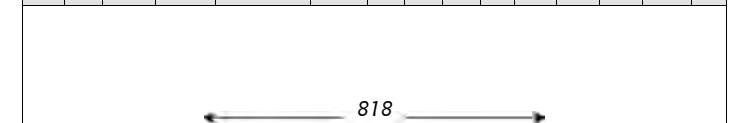
Inner Joint		Driveshaft	Outer Joint	
		PE3174		PE1048
		PE3176	abs 29	PE1049 abs 29

A	B	C	D	F	H	Fig	N	O	P	Q	R	S	T	Fig
25	34	59	90	M24x1.5	80	3	24		30	81	-	350	-	5




Inner Joint		Driveshaft	Outer Joint	
		PE3264	abs 48	PE1073 abs 48

A	B	C	D	F	H	Fig	N	O	P	Q	R	S	T	Fig
25	34	59	90	M24x1.5	80	3	23		-	-	-	259	-	-



Inner Joint		Driveshaft	Outer Joint	
		PE3271	abs 48	PE1073 abs 48

A	B	C	D	F	H	Fig	N	O	P	Q	R	S	T	Fig
25	34	59	90	M24x1.5	80	3	26		-	79.7	-	259	33	5



Inner Joint		Driveshaft	Outer Joint	
		PE3272	abs 48	PE1073 abs 48



Sinistra / Left

Peugeot

Destra / Right




406 (Serie 8B_ - Front)

kW	da:	a:	Cambio	Telaio
	from:	to:	Gearbox	Chassis

A	B	C	D	F	H	Fig	N	O	P	Q	R	S	T	Fig
25	34	59	90	M24x1.5	80	3	24		40	81	26	61.5	33	5

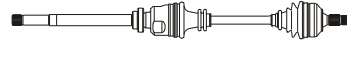
1.9 TD	66/68	10.95	03.99	BE3/BE4	-
2.0	97/99	10.95	03.99	BE3/BE4	-
2.0 Coupé	97/99	10.95	03.99	BE3/BE4	-

A	B	C	D	F	H	Fig	N	O	P	Q	R	S	T	Fig
25	34	59	90	M24x1.5	80	3	24		30	81	25	350	33	5

TK11471  **K22471**

619

Outer Joint	Driveshaft	Inner Joint
PE1048 PE1049 abs 29	PE3177 PE3179 abs 29	

K22471  **TK11471**

908

Inner Joint	Driveshaft	Outer Joint
	PE3174 PE3176 abs 29	PE1048 PE1049 abs 29

Note : Ø ABS 99 mm

A	B	C	D	F	H	Fig	N	O	P	Q	R	S	T	Fig
25	34	59	90	M24x1.5	80	3	24		40	81	27	62	33	5

2.0 16v	97/100	04.99	05.04	BE3/BE4	-
2.0 HDI	66/80	04.99	05.04	BE3/BE4	-
2.0 Turbo	108	04.99	05.04	BE3/BE4	-

A	B	C	D	F	H	Fig	N	O	P	Q	R	S	T	Fig
25	34	59	90	M24x1.5	80	3	24		30	81	-	350	-	5

619

Outer Joint	Driveshaft	Inner Joint
PE1073 abs 48	PE3265 abs 48	

908

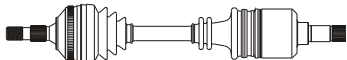
Inner Joint	Driveshaft	Outer Joint
	PE3264 abs 48	PE1073 abs 48

Note : Ø ABS 99 mm

A	B	C	D	F	H	Fig	N	O	P	Q	R	S	T	Fig
25	39	59	100	M24x1.5	89	3	37		42	89	50	68.5	38.7	5


2.0 Aut.	97/99	---	03.99	4HP20	-
2.0 Coupé Aut.	97/99	---	03.99	4HP20	-
3.0 Coupé Aut.	140/152	---	03.99	4HP20	-
3.0 V6 Aut.	140/152	---	03.99	4HP20	-

A	B	C	D	F	H	Fig	N	O	P	Q	R	S	T	Fig
25	39	59	100	M24x1.5	89	3	37		31.5	89	26	321	38.7	5

TK11472  **K21472**

592

Outer Joint	Driveshaft	Inner Joint
PE1051 abs 29	PE3204 abs 29	

K21472  **TK11472**

903

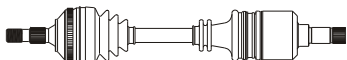
Inner Joint	Driveshaft	Outer Joint
	PE3205 abs 29	PE1051 abs 29

Note : -

A	B	C	D	F	H	Fig	N	O	P	Q	R	S	T	Fig
25	39	59	100	M24x1.5	89	3	37		40	89	26	68.5	38.7	5


2.0 HDI	66/80	06.98	03.99	ML	-
2.0 Turbo	108	07.96	03.99	ML	-
2.1 TD 12v	80	03.96	03.99	ML	-
3.0 V6	140/152	07.96	03.99	ML	-

A	B	C	D	F	H	Fig	N	O	P	Q	R	S	T	Fig
25	39	59	100	M24x1.5	89	3	37		32	89	24	362	38.7	5

TK11472  **K21472**

622

Outer Joint	Driveshaft	Inner Joint
PE1051 abs 29	PE3183 abs 29	

K21472  **TK11472**

926

Inner Joint	Driveshaft	Outer Joint
	PE3184 abs 29	PE1051 abs 29

Note : -



Sinistra / Left

Peugeot

Destra / Right





406 (Serie 8B_ - Front)

A	B	C	D	F	H	Fig	N	O	P	Q	R	S	T	Fig
25	39	59	100	M24x1.5	89	3	37		40	89	-	68.5	38.7	5

	kW	da: from:	a: to:	Cambio Gearbox	Telaio Chassis
2.0 HDI FAP	79	08.01	05.04	ML	-
2.1 TD 12v	80	04.99	05.04	ML	-
2.2	116	07.00	----	ML	-
2.2 HDI FAP	98	03.00	05.04	ML	-
3.0	140/152	04.99	05.04	ML	-

A	B	C	D	F	H	Fig	N	O	P	Q	R	S	T	Fig
25	39	59	100	M24x1.5	89	3	37		32	89	24	361	39	5



Outer Joint	Driveshaft	Inner Joint
PE1074 abs 48	PE3266 abs 48	

Inner Joint	Driveshaft	Outer Joint
	PE3267 abs 48	PE1074 abs 48



Note : Ø ABS 99 mm

407 (Serie 6D_ - Front)

A	B	C	D	F	H	Fig	N	O	P	Q	R	S	T	Fig
28	39	59	100	M24x1.5	-	3	37		40	-	-	68	-	-

	kW	da: from:	a: to:	Cambio Gearbox	Telaio Chassis
2.0 HDI	100	05.04	----	-	-

A	B	C	D	F	H	Fig	N	O	P	Q	R	S	T	Fig
28	39	59	100	M24x1.5	-	3	37		32	-	-	399	-	-



Outer Joint	Driveshaft	Inner Joint
PE1088	PE3292	

Inner Joint	Driveshaft	Outer Joint
	PE3293	PE1088



Note : -

504 (Front)

A	B	C	D	F	H	Fig	N	O	P	Q	R	S	T	Fig
27		54	93.5	M25x1.5	91		27		45	83.5	-	72	34	5

	kW	da: from:	a: to:	Cambio Gearbox	Telaio Chassis
Dangel 4X4	-	----	----	-	-

A	B	C	D	F	H	Fig	N	O	P	Q	R	S	T	Fig
27		54	93.5	M25x1.5	91		27		45	83.5	33	72	34	5



Outer Joint	Driveshaft	Inner Joint
	PE3037	

Inner Joint	Driveshaft	Outer Joint
	PE3038	

Note : -



Sinistra / Left

Peugeot

Destra / Right



504 (Rear)

													<i>kW</i>	<i>da:</i>	<i>a:</i>	<i>Cambio</i>	<i>Telaio</i>																		
													<i>from:</i>	<i>to:</i>	<i>Gearbox</i>	<i>Chassis</i>																			
A	B	C	D	F	H	Fig	N	O	P	Q	R	S	T	Fig						A	B	C	D	F	H	Fig	N	O	P	Q	R	S	T	Fig	
27		54	83.5	M25x1.5	90.5		27		45	83.5	33	72	34	5	1.6	-	09.68	07.75	-	-	27		54	83.5	M25x1.5	90.5		27		45	83.5	33	72	34	5
<p>K12420K K22420K</p> <p style="text-align: center;">703</p>															<p>K22420K K12420K</p> <p style="text-align: center;">703</p>																				
Outer Joint			Driveshaft						Inner Joint				Inner Joint			Driveshaft						Outer Joint													
PE3011															PE3011																				
Note : -															Note : -																				
A	B	C	D	F	H	Fig	N	O	P	Q	R	S	T	Fig	1.6	-	08.75	---	-	-	A	B	C	D	F	H	Fig	N	O	P	Q	R	S	T	Fig
27		54	83.5	M25x1.5	90.5		27		45	83.5	33	72	-	5	1.8	53/58	08.75	---	-	-	27		54	83.5	M25x1.5	90.5		27		45	83.5	33	72	-	5
<p>K12420K K22420K</p> <p style="text-align: center;">725</p>															<p>K22420K K12420K</p> <p style="text-align: center;">725</p>																				
Outer Joint			Driveshaft						Inner Joint				Inner Joint			Driveshaft						Outer Joint													
PE3039															PE3039																				
Note : -															Note : -																				

505 (Serie 551A_ - Front)

													<i>kW</i>	<i>da:</i>	<i>a:</i>	<i>Cambio</i>	<i>Telaio</i>																		
													<i>from:</i>	<i>to:</i>	<i>Gearbox</i>	<i>Chassis</i>																			
A	B	C	D	F	H	Fig	N	O	P	Q	R	S	T	Fig						A	B	C	D	F	H	Fig	N	O	P	Q	R	S	T	Fig	
27		54	93.5	M25x1.5	91		27		45	83.5	-	72	34	5	Dangel 4X4	-	---	---	-	-	27		54	93.5	M25x1.5	91		27		45	83.5	33	72	34	5
<p style="text-align: center;">875</p>															<p style="text-align: center;">672</p>																				
Outer Joint			Driveshaft						Inner Joint				Inner Joint			Driveshaft						Outer Joint													
PE3037															PE3038																				
Note : -															Note : -																				



Sinistra / Left

Peugeot

Destra / Right

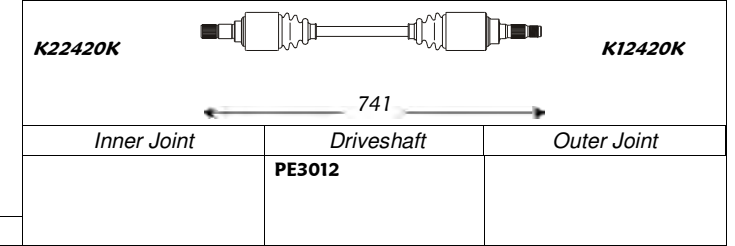
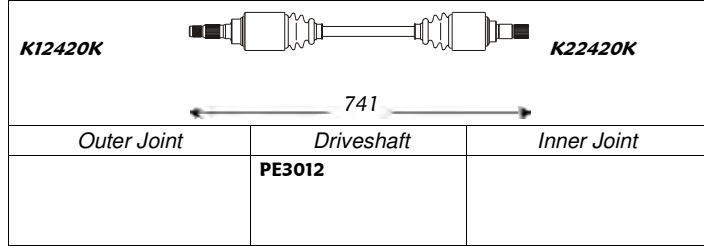


505 (Serie 551A_ - Rear)

A	B	C	D	F	H	Fig	N	O	P	Q	R	S	T	Fig
27		54	83.5	M25x1.5	90.5		27		45	83.5	33	72	34	5

kW	da: from:	a: to:	Cambio Gearbox	Telaio Chassis
1.8	53/58	03.79	--	-
2.0	72/81	03.79	--	-
2.2 GTI	90	03.79	--	-
2.2 Turbo	114	03.79	--	-
2.3 D	51	03.79	--	-
2.5 D	51/55	03.79	--	-
2.5 TD	77	03.79	--	-
2.8 V6	105	03.79	--	-

A	B	C	D	F	H	Fig	N	O	P	Q	R	S	T	Fig
27		54	83.5	M25x1.5	90.5		27		45	83.5	33	72	34	5



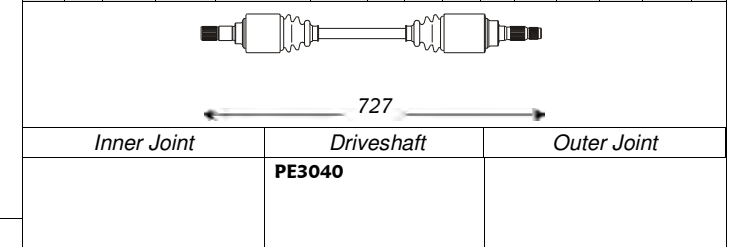
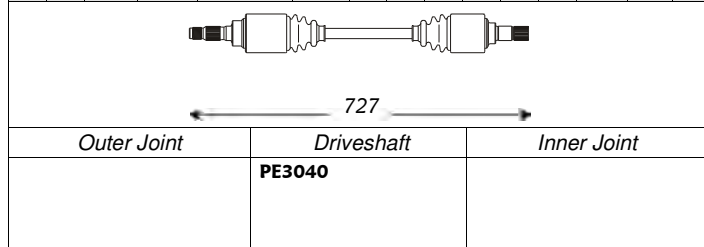
Note : -

604 (Rear)

A	B	C	D	F	H	Fig	N	O	P	Q	R	S	T	Fig
27		54	83.5	M25x1.5	90.5		27		45	83.5	33	72	-	5

kW	da: from:	a: to:	Cambio Gearbox	Telaio Chassis
2.3 TD	59	03.75	--	-
2.5 GTD	51/55	03.75	--	-
2.7 TI	100	08.75	--	-
2.8 GTI	110	03.75	--	-

A	B	C	D	F	H	Fig	N	O	P	Q	R	S	T	Fig
27		54	83.5	M25x1.5	90.5		27		45	83.5	33	72	-	5

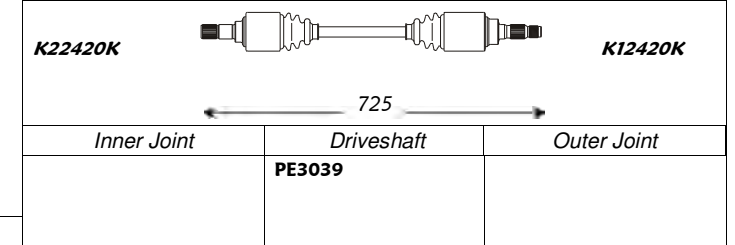
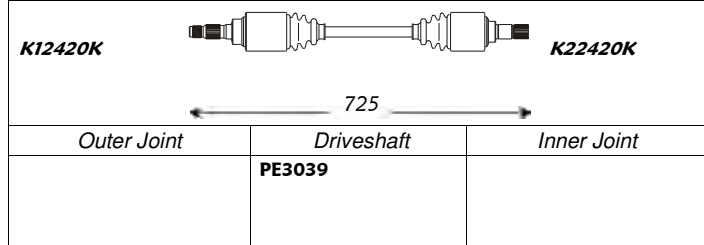


Note : -

A	B	C	D	F	H	Fig	N	O	P	Q	R	S	T	Fig
27		54	83.5	M25x1.5	90.5		27		45	83.5	33	72	-	5

kW	da: from:	a: to:	Cambio Gearbox	Telaio Chassis
2.7 SL	100	08.75	--	-

A	B	C	D	F	H	Fig	N	O	P	Q	R	S	T	Fig
27		54	83.5	M25x1.5	90.5		27		45	83.5	33	72	-	5



Note : -



Sinistra / Left

Peugeot

Destra / Right




605 (Serie 6B_ - Front)

<i>kW</i>	<i>da:</i>	<i>a:</i>	<i>Cambio</i>	<i>Telaio</i>
	<i>from:</i>	<i>to:</i>	<i>Gearbox</i>	<i>Chassis</i>

A	B	C	D	F	H	Fig	N	O	P	Q	R	S	T	Fig
28	23	59	90	M24x1.5	90	3	24		40	81	26	62	33	5

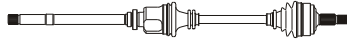
2.0	80/84	05.89	--	BE3	-
2.1 D	-	05.89	--	BE3	-

A	B	C	D	F	H	Fig	N	O	P	Q	R	S	T	Fig
28	23	59	90	M24x1.5	90	3	24		30	81	26	355	33	5

K11445  **K21445**

652

Outer Joint	Driveshaft	Inner Joint
PE1020 PE1022 abs 29 PE1021 abs 48	PE3058 PE3117 abs 29 PE3115 abs 48	

K21445  **K11445**

937

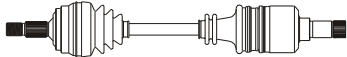
Inner Joint	Driveshaft	Outer Joint
	PE3059 PE3118 abs 29 PE3116 abs 48	PE1020 PE1022 abs 29 PE1021 abs 48

Note : -

A	B	C	D	F	H	Fig	N	O	P	Q	R	S	T	Fig
28	39	59	100	M24x1.5	89	3	37		40	89	-	68.5	38.7	5


2.0	97/99	07.94	--	ME5T	-
2.0 Aut.	97/99	07.94	--	4HP18	-
2.0 Turbo	108	07.94	--	ME5T	-
2.0 Turbo Aut.	108	07.94	--	4HP18	-
2.1 TD	80	07.94	--	ME5T	-
2.1 TD Aut.	80	07.94	--	4HP18	-
3.0	123/147	07.94	--	ME5T	-
3.0 Aut.	123/147	07.94	--	4HP18	-

A	B	C	D	F	H	Fig	N	O	P	Q	R	S	T	Fig
28	39	59	100	M24x1.5	89	3	37		32	89	-	352	39	5

TK11473  **K21410**

650

Outer Joint	Driveshaft	Inner Joint
PE1044 PE1046 abs 29	PE3226 PE3215 abs 29	

TK11473  **TK11473**

954

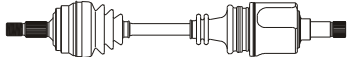
Inner Joint	Driveshaft	Outer Joint
	PE3227 PE3216 abs 29	PE1044 PE1046 abs 29

Note : -

A	B	C	D	F	H	Fig	N	O	P	Q	R	S	T	Fig
28	27	59	100	M24x1.5	90	3	37		40	101	25	69	50	5

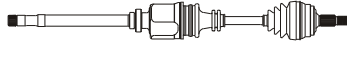
2.0 Turbo	108	07.93	06.94	ME5T	-
2.1 TD	80	05.89	06.94	ME5T	-
3.0	123/147	05.89	06.94	ME5T	-

A	B	C	D	F	H	Fig	N	O	P	Q	R	S	T	Fig
28	27	59	100	M24x1.5	90	3	37		32	101	-	365	50	5

TK11473  **K21410**

648

Outer Joint	Driveshaft	Inner Joint
PE1023 PE1025 abs 29 PE1024 abs 48	PE3060 PE3121 abs 29 PE3119 abs 48	

K21410  **TK11473**

936

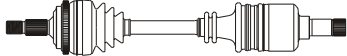
Inner Joint	Driveshaft	Outer Joint
	PE3061 PE3122 abs 29 PE3120 abs 48	PE1023 PE1025 abs 29 PE1024 abs 48

Note : -

A	B	C	D	F	H	Fig	N	O	P	Q	R	S	T	Fig
28	39	59	100	M24x1.5	89	3	41		43	89	24	70	38.7	5


2.5 TD	95	07.94	--	MG5T	-
3.0	123/147	07.94	--	MG5T	-

A	B	C	D	F	H	Fig	N	O	P	Q	R	S	T	Fig
28	39	59	100	M24x1.5	89	3	41		35	89	26	384	38.7	5

TK11473  **K21410**

643

Outer Joint	Driveshaft	Inner Joint
PE1045 abs 48	PE3125 abs 48	

TK11473  **TK11473**

958

Inner Joint	Driveshaft	Outer Joint
	PE3126 abs 48	PE1045 abs 48

Note : -



Sinistra / Left

Peugeot

Destra / Right



806 (Serie 221 - Front)

<i>kW</i>	<i>da:</i>	<i>a:</i>	<i>Cambio</i>	<i>Telaio</i>
	<i>from:</i>	<i>to:</i>	<i>Gearbox</i>	<i>Chassis</i>

A	B	C	D	F	H	Fig	N	O	P	Q	R	S	T	Fig
27	34	59	90	M24x1.5	82	3	24		40	81	27	62	33	5

1.8	73	07.96	--	BE3	-
2.0	89/90	01.94	--	BE3	-

A	B	C	D	F	H	Fig	N	O	P	Q	R	S	T	Fig
27	34	59	90	M24x1.5	82	3	24		30	81	24	350	33	5

K12435



647

Outer Joint

Driveshaft

Inner Joint

PE1026

PE3129

PE1027 abs 48

PE3131

abs 48

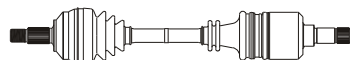
Note : -

A	B	C	D	F	H	Fig	N	O	P	Q	R	S	T	Fig
27	39	59	100	M24x1.5	82	3	37		40	89	-	68.5	38.7	-

1.9 TD	66	01.94	--	ME5K	-
2.0 Turbo	108	01.94	--	ME5K	-
2.1 TD	80	07.96	--	ME5K	-

A	B	C	D	F	H	Fig	N	O	P	Q	R	S	T	Fig
27	39	59	100	M24x1.5	82	3	37		32	89	-	369	38.7	-

K12935



642

Outer Joint

Driveshaft

Inner Joint

PE1028

PE3133

PE1029 abs 48

PE3135

abs 48

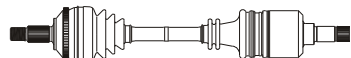
Note : -

A	B	C	D	F	H	Fig	N	O	P	Q	R	S	T	Fig
27	39	59	100	M24x1.5	82	3	37		40	89	26	68.5	38.7	-

2.0 HDI	-	08.99	--	-	-
---------	---	-------	----	---	---

A	B	C	D	F	H	Fig	N	O	P	Q	R	S	T	Fig
27	39	59	100	M24x1.5	82	3	37		32	89	24	369	38.7	-

K12935



641

Outer Joint

Driveshaft

Inner Joint

PE1029 abs 48

PE3224

abs 48

Note : -

K22405K



942

Inner Joint

Driveshaft

Outer Joint

PE1028

PE3134

PE1029 abs 48

PE3136

abs 48

PE1028

abs 48

807 (Serie E - Front)

<i>kW</i>	<i>da:</i>	<i>a:</i>	<i>Cambio</i>	<i>Telaio</i>
	<i>from:</i>	<i>to:</i>	<i>Gearbox</i>	<i>Chassis</i>

A	B	C	D	F	H	Fig	N	O	P	Q	R	S	T	Fig
27	28	58	92	M24x1.4	-	2	37		40	-	-	68.5	-	-

2.0 HDI	79/80	06.02	----	-	-
---------	-------	-------	------	---	---

A	B	C	D	F	H	Fig	N	O	P	Q	R	S	T	Fig
27	28	58	92	M24x1.4	-	2	37		32	-	-	369	-	-

647

Outer Joint

Driveshaft

Inner Joint

PE1091

PE3309

Note : -

965

Inner Joint

Driveshaft

Outer Joint

PE1091

PE3310

PE1091








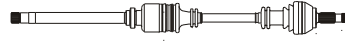
Sinistra / Left

Peugeot LCV

Destra / Right



Boxer (Serie 230_ - Front)

														kW	da:	a:	Cambio	Telaio																	
														from:	to:	Gearbox	Chassis																		
A	B	C	D	F	H	Fig	N	O	P	Q	R	S	T	Fig						A	B	C	D	F	H	Fig	N	O	P	Q	R	S	T	Fig	
28	39	63	98	M28x1.5	112	3	37		40	89	28	68.5	38.7	5	1.9 D	51	02.94	--	ME5	-	28	39	63	98	M28x1.5	112	3	37		32	89	24	369	38.7	5
 <p>TK11473 K22405K</p> <p style="text-align:center">770</p>														 <p>K22405K TK11473</p> <p style="text-align:center">1070</p>																					
Outer Joint				Driveshaft					Inner Joint					Inner Joint				Driveshaft					Outer Joint												
PE1030 PE1031 abs 54				PE3137 PE3139 abs 54														PE3138 PE3140 abs 54					PE1030 PE1031 abs 54												
														Note : -																					
35	45	70	115	M33x1.5	117	3	41		43	104	24	70	50	5	2.0 (18q)	-	02.94	--	MG5	-	35	45	70	115	M33x1.5	117	3	41		35	104	-	393	50	5
 <p>K18010</p> <p style="text-align:center">762</p>														 <p>K18010</p> <p style="text-align:center">1084</p>																					
Outer Joint				Driveshaft					Inner Joint					Inner Joint				Driveshaft					Outer Joint												
PE1032 PE1033 abs 54				PE3145 PE3147 abs 54														PE3146 PE3148 abs 54					PE1032 PE1033 abs 54												
														Note : Capacity 18 Q																					
28	39	63	98	M28x1.5	112	3	41		43	89	-	70	38.7	5	2.0 (-18q)	-	02.94	--	MG5	-	28	39	63	98	M28x1.5	112	3	41		-	89	-	391	38.7	5
 <p>TK11473 K22405K</p> <p style="text-align:center">756</p>														 <p>K22405K TK11473</p> <p style="text-align:center">1077</p>																					
Outer Joint				Driveshaft					Inner Joint					Inner Joint				Driveshaft					Outer Joint												
PE1030 PE1031 abs 54				PE3141 PE3143 abs 54														PE3142 PE3144 abs 54					PE1030 PE1031 abs 54												
														Note : Capacity 10/14 Q																					



Sinistra / Left

Peugeot LCV

Destra / Right



Boxer (Serie 230_ - Rear)

													kW	da:	a:	Cambio	Telaio																												
													from:	to:	Gearbox	Chassis																													
A	B	C	D	F	H	Fig	N	O	P	Q	R	S	T	Fig														A	B	C	D	F	H	Fig	N	O	P	Q	R	S	T	Fig			
28	39	63	98	M28x1.5	112	3	27		42	89	31	71	39	5														28	39	63	98	M28x1.5	112	3	27		42	89	31	71	39	5			
<p>TK18020 K22406</p> <p style="text-align:center">925</p> <p>Outer Joint Driveshaft Inner Joint</p> <p>PE1030 PE3206</p>															1.9 D 4X4													51	02.94	--	-	-													
															1.9 TD 4X4													-	02.94	--	-	-													
															2.0 4X4													-	02.94	--	-	-													
															2.5 D 4X4													63	02.94	--	-	-													
															2.5 TD 4X4													76	02.94	--	-	-													
2.5 TDI 4X4													79	02.94	--	-	-																												
Note : -																																													

Boxer (Serie 244 - Front)

													kW	da:	a:	Cambio	Telaio																												
													from:	to:	Gearbox	Chassis																													
A	B	C	D	F	H	Fig	N	O	P	Q	R	S	T	Fig														A	B	C	D	F	H	Fig	N	O	P	Q	R	S	T	Fig			
28	39	63	98	M28x1.5	112	3	41		43	89	-	70	38.7	5														28	39	63	98	M28x1.5	112	3	41		-	89	-	391	38.7	5			
<p>TK11473 K22405K</p> <p style="text-align:center">756</p> <p>Outer Joint Driveshaft Inner Joint</p> <p>PE1030 PE3141</p> <p>PE1031 abs 54 PE3143 abs 54</p>															2.0 (-18q)													-	02.94	--	MG5	-													
															2.0 4x4 (-18q)													-	02.94	--	MG5	-													
															2.5 4x4 (-18q)													63	02.94	--	MG5	-													
															2.5 D (-18q)													63	02.94	--	MG5	-													
															2.5 TD (-18q)													76	02.94	--	MG5	-													
															2.5 TD 4x4(-18q)													76	02.94	--	MG5	-													
															2.5 TDI (-18q)													79	02.94	--	MG5	-													
															2.5 TDI 4x4(-18q)													79	02.94	--	MG5	-													
2.8 HDI													94	04.02	05.03	MG5	-																												
Note : Capacity 11/15 Q																																													

													kW	da:	a:	Cambio	Telaio																												
													from:	to:	Gearbox	Chassis																													
A	B	C	D	F	H	Fig	N	O	P	Q	R	S	T	Fig														A	B	C	D	F	H	Fig	N	O	P	Q	R	S	T	Fig			
35	45	70	115	M33x1.5	117	3	41		43	104	24	70	50	5														35	45	70	115	M33x1.5	117	3	41		35	104	-	393	50	5			
<p>K18010</p> <p style="text-align:center">762</p> <p>Outer Joint Driveshaft Inner Joint</p> <p>PE1032 PE3145</p> <p>PE1033 abs 54 PE3147 abs 54</p>															2.0 (18q)													-	02.94	--	MG5	-													
															2.0 4x4 (18q)													-	02.94	--	MG5	-													
															2.5 D (18q)													63	02.94	--	MG5	-													
															2.5 D 4x4(18q)													63	02.94	--	MG5	-													
															2.5 TD (18q)													76	02.94	--	MG5	-													
															2.5 TD 4x4(18q)													76	02.94	--	MG5	-													
															2.5 TDI (18q)													79	02.94	--	MG5	-													
															2.5 TDI 4x4(18q)													79	02.94	--	MG5	-													
2.8 HDI													94	05.03	----	MG5	-																												
Note : Capacity 18 Q																																													



Sinistra / Left

Peugeot LCV

Destra / Right

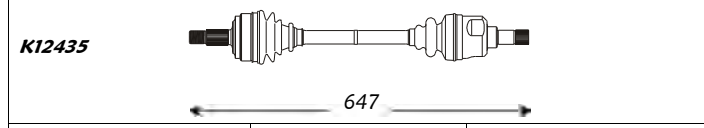


Expert (Serie 22_ - Front)

A	B	C	D	F	H	Fig	N	O	P	Q	R	S	T	Fig
27	34	59	90	M24x1.5	82	3	24		40	81	27	62	33	5

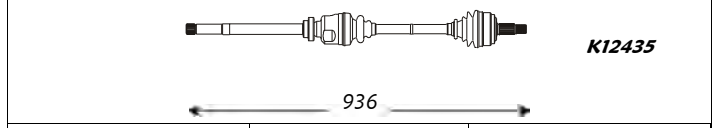
kW	da:	a:	Cambio	Telaio
	from:	to:	Gearbox	Chassis
1.6	58	07.95	--	BE3 -
1.8	66	07.95	--	BE3 -
1.9 D	50/51	07.95	--	BE3 -

A	B	C	D	F	H	Fig	N	O	P	Q	R	S	T	Fig
27	34	59	90	M24x1.5	82	3	24		30	81	24	350	33	5



Outer Joint	Driveshaft	Inner Joint
PE1026 PE1027 abs 48	PE3129 PE3131 abs 48	

Note : -

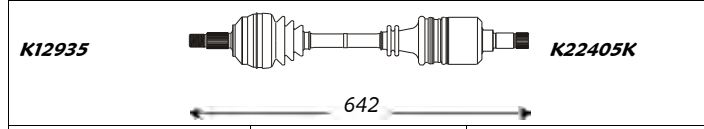


Inner Joint	Driveshaft	Outer Joint
	PE3130 PE3132 abs 48	PE1026 PE1027 abs 48

A	B	C	D	F	H	Fig	N	O	P	Q	R	S	T	Fig
27	39	59	100	M24x1.5	82	3	37		40	89	-	68.5	38.7	-

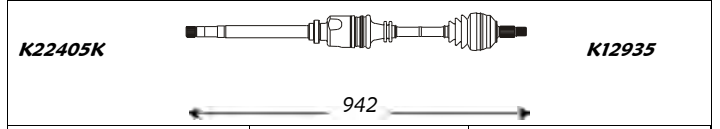
1.9 TD	66	07.95	--	ME5K -
--------	----	-------	----	--------

A	B	C	D	F	H	Fig	N	O	P	Q	R	S	T	Fig
27	39	59	100	M24x1.5	82	3	37		32	89	-	369	38.7	-



Outer Joint	Driveshaft	Inner Joint
PE1028 PE1029 abs 48	PE3133 PE3135 abs 48	

Note : -

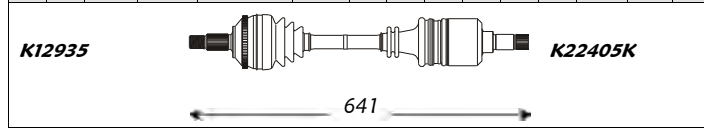


Inner Joint	Driveshaft	Outer Joint
	PE3134 PE3136 abs 48	PE1028 PE1029 abs 48

A	B	C	D	F	H	Fig	N	O	P	Q	R	S	T	Fig
27	39	59	100	M24x1.5	82	3	37		40	89	26	68.5	38.7	-

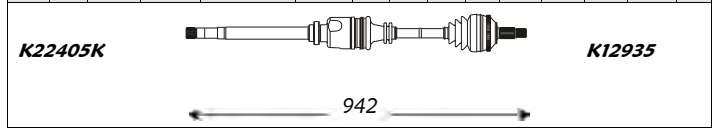
2.0 HDI	80	08.99	--	- -
---------	----	-------	----	-----

A	B	C	D	F	H	Fig	N	O	P	Q	R	S	T	Fig
27	39	59	100	M24x1.5	82	3	37		32	89	24	369	38.7	-



Outer Joint	Driveshaft	Inner Joint
PE1029 abs 48	PE3224 abs 48	

Note : -



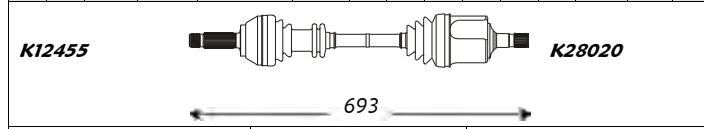
Inner Joint	Driveshaft	Outer Joint
	PE3225 abs 48	PE1029 abs 48

J5 (Serie 280/290 - Front)

A	B	C	D	F	H	Fig	N	O	P	Q	R	S	T	Fig
28	27	63	98	M28x1.5	104	3	-	-	-	-	-	-	50	5

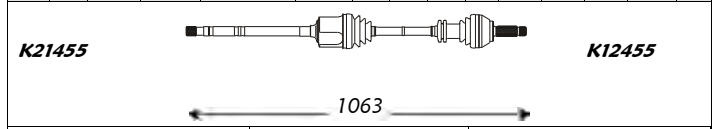
kW	da:	a:	Cambio	Telaio
	from:	to:	Gearbox	Chassis
1.8	49/51	01.83	07.87	- -
2.0	55/58	09.81	07.87	- -
2.5 D	54	09.81	07.87	- -
2.5 TD	70	09.81	07.87	- -

A	B	C	D	F	H	Fig	N	O	P	Q	R	S	T	Fig
28	27	63	98	M28x1.5	104	3	25		-	100	32	387	50	5



Outer Joint	Driveshaft	Inner Joint
PE1038	PE3041	

Note : -



Inner Joint	Driveshaft	Outer Joint
	PE3042	PE1038



Sinistra / Left

Peugeot LCV

Destra / Right



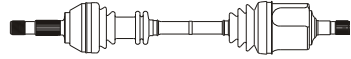
J5 (Serie 280/290 - Front)

A	B	C	D	F	H	Fig	N	O	P	Q	R	S	T	Fig
28	27	63	98	M28x1.5	112	3	-	-	-	-	-	-	50	5

kW	da: from:	a: to:	Cambio Gearbox	Telaio Chassis
1.8	49/51	08.87	03.94	-
2.0	55/58	08.87	03.94	-
2.5 D	54	08.87	03.94	-
2.5 TD	70	08.87	03.94	-

A	B	C	D	F	H	Fig	N	O	P	Q	R	S	T	Fig
28	27	63	98	M28x1.5	112	3	25	-	-	100	32	387	50	5

K18000



K28020

702

Outer Joint

Driveshaft

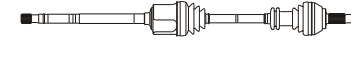
Inner Joint

PE1039

PE3064

Note: -

K21455



K11455

1070

Inner Joint

Driveshaft

Outer Joint

PE3065

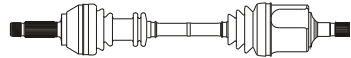
PE1039

A	B	C	D	F	H	Fig	N	O	P	Q	R	S	T	Fig
28	27	63	98	M28x1.5	104	3	-	-	-	-	-	-	50	5

kW	da: from:	a: to:	Cambio Gearbox	Telaio Chassis
1.9 D	50/51	09.81	07.87	-

A	B	C	D	F	H	Fig	N	O	P	Q	R	S	T	Fig
28	27	63	98	M28x1.5	104	3	-	-	-	-	-	-	50	5

K12455



K28020

693

Outer Joint

Driveshaft

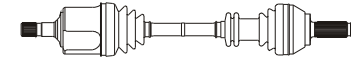
Inner Joint

PE1038

PE3041

Note: -

K28020



K12455

1064

Inner Joint

Driveshaft

Outer Joint

PE3149

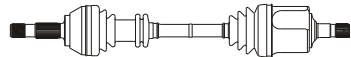
PE1038

A	B	C	D	F	H	Fig	N	O	P	Q	R	S	T	Fig
28	27	63	98	M28x1.5	112	3	-	-	-	-	-	-	50	5

kW	da: from:	a: to:	Cambio Gearbox	Telaio Chassis
1.9 D	50/51	08.87	03.94	-

A	B	C	D	F	H	Fig	N	O	P	Q	R	S	T	Fig
28	27	63	98	M28x1.5	112	3	-	-	-	-	-	-	50	5

K18000



K28020

702

Outer Joint

Driveshaft


Inner Joint

PE1039

PE3064

Note: -

K28020



K18000

1069

Inner Joint

Driveshaft

Outer Joint

PE3150

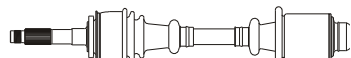
PE1039

J7 (Front)

A	B	C	D	F	H	Fig	N	O	P	Q	R	S	T	Fig
30	65	94.5	M27x1.5	163	30	-	86.5	44	-	34	5			

tt	kW	da: from:	a: to:	Cambio Gearbox	Telaio Chassis
-	08.68	12.70	-	-	

A	B	C	D	F	H	Fig	N	O	P	Q	R	S	T	Fig
30	65	94.5	M27x1.5	163	30	-	86.5	44	-	34	5			



725

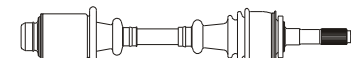
Outer Joint

Driveshaft

Inner Joint

PE3014

Note: -



725

Inner Joint

Driveshaft

Outer Joint

PE3014



Sinistra / Left

Peugeot LCV

Destra / Right



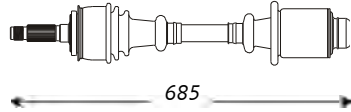
J7 (Front)

da: a: Cambio Telaio
from: to: Gearbox Chassis

A	B	C	D	F	H	Fig	N	O	P	Q	R	S	T	Fig
30		75	104	M27x1.5	119		30		-	95	43	-	34	5

tt - 01.71 03.80 - -

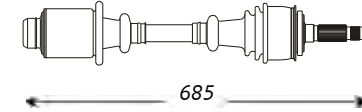
A	B	C	D	F	H	Fig	N	O	P	Q	R	S	T	Fig
30		75	104	M27x1.5	119		30		-	95	43	-	34	5



685

Outer Joint Driveshaft Inner Joint

PE3015



685

Inner Joint Driveshaft Outer Joint

PE3015

Note : -

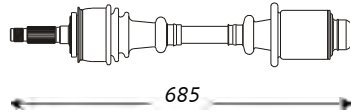
J9 (Front)

da: a: Cambio Telaio
from: to: Gearbox Chassis

A	B	C	D	F	H	Fig	N	O	P	Q	R	S	T	Fig
30		75	104	M27x1.5	119		30		-	95	43	-	34	5

tt - 11.79 10.82 - -

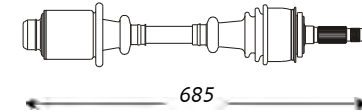
A	B	C	D	F	H	Fig	N	O	P	Q	R	S	T	Fig
30		75	104	M27x1.5	119		30		-	95	43	-	34	5



685

Outer Joint Driveshaft Inner Joint

PE3015



685

Inner Joint Driveshaft Outer Joint

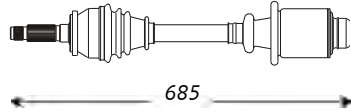
PE3015

Note : -

A	B	C	D	F	H	Fig	N	O	P	Q	R	S	T	Fig
30		75	99	M27x1.5	118		30		-	95	43	-	34	5

tt - 11.82 --- - -

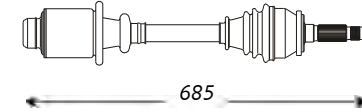
A	B	C	D	F	H	Fig	N	O	P	Q	R	S	T	Fig
30		75	99	M27x1.5	118		30		-	95	43	-	34	5



685

Outer Joint Driveshaft Inner Joint

PE3016



685

Inner Joint Driveshaft Outer Joint

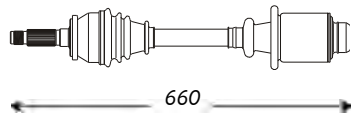
PE3016

Note : -

A	B	C	D	F	H	Fig	N	O	P	Q	R	S	T	Fig

tt - 05.00 ---- - -

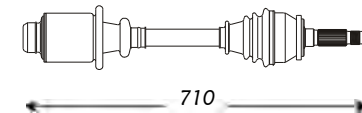
A	B	C	D	F	H	Fig	N	O	P	Q	R	S	T	Fig



660

Outer Joint Driveshaft Inner Joint

PE3268



710

Inner Joint Driveshaft Outer Joint

PE3269

Note : Karsan - TR



Sinistra / Left

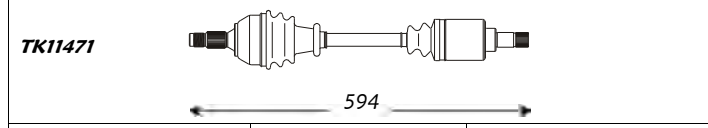
Peugeot LCV

Destra / Right



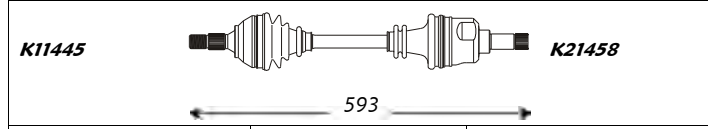
Partner/Ranch (Front)

A	B	C	D	F	H	Fig	N	O	P	Q	R	S	T	Fig
25		57	86.5	M24x1.5	79		22		40	71.5	22	58.5	30	5



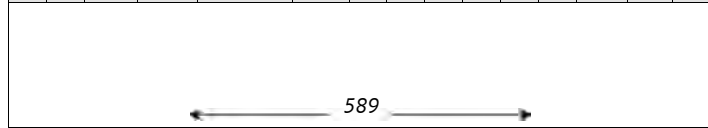
Outer Joint	Driveshaft	Inner Joint
	PE3159	

A	B	C	D	F	H	Fig	N	O	P	Q	R	S	T	Fig
25	23	55.3	90	M24x1.5	80	3	24		40	81	23	70	33	5



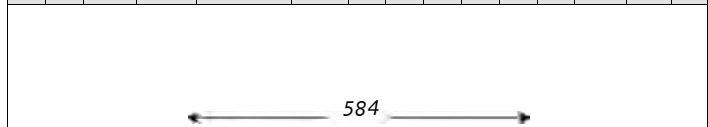
Outer Joint	Driveshaft	Inner Joint
PE1008 PE1077 abs 29	PE3163 PE3274 abs 29	

A	B	C	D	F	H	Fig	N	O	P	Q	R	S	T	Fig
25	34	59	90	M24x1.5	80	3	24		-	-	-	70	-	-



Outer Joint	Driveshaft	Inner Joint
PE1048 PE1078 abs 29	PE3276 PE3278 abs 29	

A	B	C	D	F	H	Fig	N	O	P	Q	R	S	T	Fig
25	34	59	90	M24x1.5	80	3	24		-	-	-	70	-	-



Outer Joint	Driveshaft	Inner Joint
PE1097 abs 48	PE3313 abs 48	

kW	da:	a:	Cambio	Telaio
	from:	to:	Gearbox	Chassis
1.1 i	40/44	07.96	--	MA -
1.4 i	55	07.96	--	MA -

Note : -

kW	da:	a:	Cambio	Telaio
	from:	to:	Gearbox	Chassis
1.8 D	44	06.96	--	BE3 -
1.8 i	66	06.96	--	BE3 -
1.9 D	50/51	06.96	--	BE3 -

Note : -

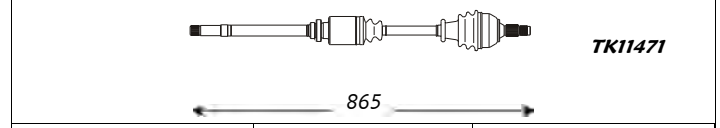
kW	da:	a:	Cambio	Telaio
	from:	to:	Gearbox	Chassis
2.0 HDI	66	02.00	--	BE3 -

Note : -

kW	da:	a:	Cambio	Telaio
	from:	to:	Gearbox	Chassis
1.6 16v	80	10.00	--	BE4 -
1.6 HDI	55/66	07.05	--	BE4 -
2.0 HDI	66	12.99	--	BE4 -

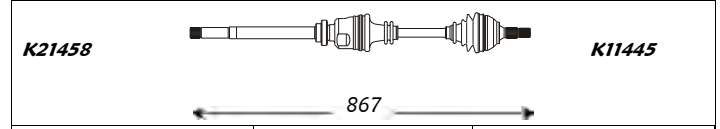
Note : -

A	B	C	D	F	H	Fig	N	O	P	Q	R	S	T	Fig
25		57	86.5	M24x1.5	79		22		30	71.5	23	330	-	5




Inner Joint	Driveshaft	Outer Joint
	PE3160	

A	B	C	D	F	H	Fig	N	O	P	Q	R	S	T	Fig
25	23	55.3	90	M24x1.5	80	3	24		30	81	23	350	33	5




Inner Joint	Driveshaft	Outer Joint
	PE3164 PE3275 abs 29	PE1008 PE1077 abs 29

A	B	C	D	F	H	Fig	N	O	P	Q	R	S	T	Fig
25	34	59	90	M24x1.5	80	3	24		-	-	-	350	-	5



Inner Joint	Driveshaft	Outer Joint
	PE3277 PE3279 abs 29	PE1048 PE1078 abs 29

A	B	C	D	F	H	Fig	N	O	P	Q	R	S	T	Fig
25	34	59	90	M24x1.5	80	3	24		-	-	-	350	-	5



Inner Joint	Driveshaft	Outer Joint
	PE3314 abs 48	PE1097 abs 48



Sinistra / Left

Porsche

Destra / Right



911 (Rear)

<i>kW</i>	<i>da:</i>	<i>a:</i>	<i>Cambio</i>	<i>Telaio</i>
	<i>from:</i>	<i>to:</i>	<i>Gearbox</i>	<i>Chassis</i>

A	B	C	D	F	H	Fig	N	O	P	Q	R	S	T	Fig
-	28	-	100	-	-	-	-	28	-	100	-	-	-	4

2.3 Aut.	-	01.77	12.83	-	-
2.7	-	09.71	12.74	-	-
2.7 Aut.	-	01.77	12.83	-	-

A	B	C	D	F	H	Fig	N	O	P	Q	R	S	T	Fig
-	28	-	100	-	-	-	-	28	-	100	-	-	-	4

← 483 →

Outer Joint	Driveshaft	Inner Joint
PO2002	PO3001	PO2002

Note : -

← 483 →

Inner Joint	Driveshaft	Outer Joint
PO2002	PO3001	PO2002

A	B	C	D	F	H	Fig	N	O	P	Q	R	S	T	Fig
-	28	-	100	-	-	-	-	-	-	108	-	-	-	4

2.7 Carrera	-	01.75	12.83	-	-
3.0 Carrera	-	01.75	12.83	-	-
3.0 Turbo	-	01.75	12.83	-	-
3.3 Turbo	221/243	01.75	12.83	-	-

A	B	C	D	F	H	Fig	N	O	P	Q	R	S	T	Fig
-	28	-	100	-	-	-	-	-	-	108	-	-	-	4

← 485 →

Outer Joint	Driveshaft	Inner Joint
PO2002	PO3003	

Note : -

← 485 →

Inner Joint	Driveshaft	Outer Joint
	PO3003	PO2002

A	B	C	D	F	H	Fig	N	O	P	Q	R	S	T	Fig
-	25	-	100	-	-	-	-	25	-	100	-	-	-	4

2.7 Targa	-	01.75	12.83	-	-
3.0 Targa	132	01.75	12.83	-	-

A	B	C	D	F	H	Fig	N	O	P	Q	R	S	T	Fig
-	25	-	100	-	-	-	-	25	-	100	-	-	-	4

← 483 →

Outer Joint	Driveshaft	Inner Joint
PO2001	PO3002	PO2001

Note : -

← 483 →

Inner Joint	Driveshaft	Outer Joint
PO2001	PO3002	PO2001

A	B	C	D	F	H	Fig	N	O	P	Q	R	S	T	Fig
-	-	-	-	-	-	-	-	-	-	-	-	-	-	4

3.2	160	01.84	08.89	-	-
-----	-----	-------	-------	---	---

A	B	C	D	F	H	Fig	N	O	P	Q	R	S	T	Fig
-	-	-	-	-	-	-	-	-	-	-	-	-	-	4

K11132		K21161
← 609 →		

Note : -

K21161		K11132
← 609 →		

Outer Joint	Driveshaft	Inner Joint
	PO3004	

Inner Joint	Driveshaft	Outer Joint
	PO3004	



Sinistra / Left

Porsche

Destra / Right



911 (Rear)

A	B	C	D	F	H	Fig	N	O	P	Q	R	S	T	Fig	kW		da:	a:	Cambio	Telaio																			
														from:	to:	Gearbox	Chassis																						
-	-	-	-	-	-	-	-	-	-	-	-	-	-	4	3.3 Turbo	221/243	01.84	07.90	-	-																			
<div style="display: flex; justify-content: space-between;"> K11132 K21161 </div> <div style="text-align: center; margin-top: 10px;"> <p>474</p> </div> <table border="1" style="width: 100%; border-collapse: collapse;"> <tr> <td style="width: 33%;">Outer Joint</td> <td style="width: 33%;">Driveshaft</td> <td style="width: 33%;">Inner Joint</td> </tr> <tr> <td></td> <td style="text-align: center;">PO3007</td> <td></td> </tr> </table>														Outer Joint	Driveshaft	Inner Joint		PO3007		<div style="display: flex; justify-content: space-between;"> K21161 K11132 </div> <div style="text-align: center; margin-top: 10px;"> <p>474</p> </div> <table border="1" style="width: 100%; border-collapse: collapse;"> <tr> <td style="width: 33%;">Inner Joint</td> <td style="width: 33%;">Driveshaft</td> <td style="width: 33%;">Outer Joint</td> </tr> <tr> <td></td> <td style="text-align: center;">PO3007</td> <td></td> </tr> </table>														Inner Joint	Driveshaft	Outer Joint		PO3007	
Outer Joint	Driveshaft	Inner Joint																																					
	PO3007																																						
Inner Joint	Driveshaft	Outer Joint																																					
	PO3007																																						
Note : -																																							

911 (Serie 964 - Front)

A	B	C	D	F	H	Fig	N	O	P	Q	R	S	T	Fig	kW		da:	a:	Cambio	Telaio																			
														from:	to:	Gearbox	Chassis																						
26	-	-	-	-	-	-	-	-	-	-	-	-	-	4	3.6 4X4	184	11.88	12.94	-	-																			
<div style="display: flex; justify-content: space-between;"> K11133 K21162 </div> <div style="text-align: center; margin-top: 10px;"> <p>589</p> </div> <table border="1" style="width: 100%; border-collapse: collapse;"> <tr> <td style="width: 33%;">Outer Joint</td> <td style="width: 33%;">Driveshaft</td> <td style="width: 33%;">Inner Joint</td> </tr> <tr> <td></td> <td style="text-align: center;">PO3009</td> <td></td> </tr> </table>														Outer Joint	Driveshaft	Inner Joint		PO3009		<div style="display: flex; justify-content: space-between;"> K21162 K11133 </div> <div style="text-align: center; margin-top: 10px;"> <p>589</p> </div> <table border="1" style="width: 100%; border-collapse: collapse;"> <tr> <td style="width: 33%;">Inner Joint</td> <td style="width: 33%;">Driveshaft</td> <td style="width: 33%;">Outer Joint</td> </tr> <tr> <td></td> <td style="text-align: center;">PO3009</td> <td></td> </tr> </table>														Inner Joint	Driveshaft	Outer Joint		PO3009	
Outer Joint	Driveshaft	Inner Joint																																					
	PO3009																																						
Inner Joint	Driveshaft	Outer Joint																																					
	PO3009																																						
Note : -																																							

911 (Serie 964 - Rear)

A	B	C	D	F	H	Fig	N	O	P	Q	R	S	T	Fig	kW		da:	a:	Cambio	Telaio																			
														from:	to:	Gearbox	Chassis																						
28	-	-	-	-	-	-	-	-	-	-	-	-	-	4	3.3 Turbo	221/243	08.90	02.95	-	-																			
<div style="display: flex; justify-content: space-between;"> K11132 K21161 </div> <div style="text-align: center; margin-top: 10px;"> <p>702</p> </div> <table border="1" style="width: 100%; border-collapse: collapse;"> <tr> <td style="width: 33%;">Outer Joint</td> <td style="width: 33%;">Driveshaft</td> <td style="width: 33%;">Inner Joint</td> </tr> <tr> <td></td> <td style="text-align: center;">PO3008</td> <td></td> </tr> </table>														Outer Joint	Driveshaft	Inner Joint		PO3008		<div style="display: flex; justify-content: space-between;"> K21161 K11132 </div> <div style="text-align: center; margin-top: 10px;"> <p>702</p> </div> <table border="1" style="width: 100%; border-collapse: collapse;"> <tr> <td style="width: 33%;">Inner Joint</td> <td style="width: 33%;">Driveshaft</td> <td style="width: 33%;">Outer Joint</td> </tr> <tr> <td></td> <td style="text-align: center;">PO3008</td> <td></td> </tr> </table>														Inner Joint	Driveshaft	Outer Joint		PO3008	
Outer Joint	Driveshaft	Inner Joint																																					
	PO3008																																						
Inner Joint	Driveshaft	Outer Joint																																					
	PO3008																																						
Note : -																																							



Sinistra / Left

Porsche

Destra / Right



911 (Serie 964 - Rear)

													kW	da:	a:	Cambio	Telaio																		
													from:	to:	Gearbox	Chassis																			
A	B	C	D	F	H	Fig	N	O	P	Q	R	S	T	Fig							A	B	C	D	F	H	Fig	N	O	P	Q	R	S	T	Fig
-	25	-	100	-	-	-	-	25	-	100	-	-	-	4	3.6	184	07.89	12.93	-	-		-	25	-	100	-	-	-	25	-	100	-	-	-	4
K11132														K21161																					
← 606 →														← 606 →																					
Outer Joint				Driveshaft					Inner Joint				Inner Joint				Driveshaft					Outer Joint													
PO2001				PO3005 PO3006 abs 45					PO2001				PO2001				PO3005 PO3006 abs 45					PO2001													
Note : -																																			

911 (Serie 993 - Rear)

													kW	da:	a:	Cambio	Telaio																			
													from:	to:	Gearbox	Chassis																				
A	B	C	D	F	H	Fig	N	O	P	Q	R	S	T	Fig							A	B	C	D	F	H	Fig	N	O	P	Q	R	S	T	Fig	
							-			108	-	-	-	-	3.6 Carrera	200	10.93	08.95	-	-								-				108	-	-	-	-
														3.6 Carrera																						
														3.6 Carrera																						
														3.8 Carrera RS																						
← 605 →														← 605 →																						
Outer Joint				Driveshaft					Inner Joint				Inner Joint				Driveshaft					Outer Joint														
PO2002				PO3010					PO2002				PO2002				PO3010					PO2002														
Note : -																																				
							-	28	-	108	-	-	-	-	3.6 Turbo	300	03.95	--	-	-								-	28	-	108	-	-	-	-	
← 678 →														← 678 →																						
Outer Joint				Driveshaft					Inner Joint				Inner Joint				Driveshaft					Outer Joint														
PO2006				PO3020					PO2006				PO2006				PO3020					PO2006														
Note : -																																				



Sinistra / Left

Porsche

Destra / Right



914 (Rear)

														kW	da:	a:	Cambio	Telaio																		
														from:	to:	Gearbox	Chassis																			
A	B	C	D	F	H	Fig	N	O	P	Q	R	S	T	Fig							A	B	C	D	F	H	Fig	N	O	P	Q	R	S	T	Fig	
-	33	82	94	-	-	-	-	33	82	94	-	-	-	4	1.7	-	01.69	08.71	-	-		-	33	82	94	-	-	-	-	33	82	94	-	-	-	4
														2.0	-	01.69	08.75	-	-																	
← 515 →														← 515 →																						
Outer Joint				Driveshaft					Inner Joint					Inner Joint				Driveshaft					Outer Joint													
PO2003				PO3011					PO2003					PO2003				PO3011					PO2003													
														Note : -																						

924 (Rear)

														kW	da:	a:	Cambio	Telaio																		
														from:	to:	Gearbox	Chassis																			
A	B	C	D	F	H	Fig	N	O	P	Q	R	S	T	Fig							A	B	C	D	F	H	Fig	N	O	P	Q	R	S	T	Fig	
-	33	-	100	-	-	-	-	33	-	100	-	-	-	4	2.0	-	11.75	12.88	-	-		-	33	-	100	-	-	-	-	33	-	100	-	-	-	4
														2.0 Turbo	130	11.75	07.82	-	-																	
														2.5	110	11.75	12.88	-	-																	
← 411 →														← 411 →																						
Outer Joint				Driveshaft					Inner Joint					Inner Joint				Driveshaft					Outer Joint													
PO2004				PO3012					PO2004					PO2004				PO3012					PO2004													
														Note : -																						

A	B	C	D	F	H	Fig	N	O	P	Q	R	S	T	Fig							A	B	C	D	F	H	Fig	N	O	P	Q	R	S	T	Fig	
-	33	-	100	-	-	-	-	33	-	100	-	-	-	4	2.0 Aut.	-	09.76	12.88	-	-		-	33	-	100	-	-	-	-	33	-	100	-	-	-	4
														2.5 Aut.	110	09.76	12.88	-	-																	
← 427 →														← 373 →																						
Outer Joint				Driveshaft					Inner Joint					Inner Joint				Driveshaft					Outer Joint													
PO2005				PO3013					PO2005					PO2005				PO3019					PO2005													
														Note : -																						



Sinistra / Left

Porsche

Destra / Right



928 (Rear)

														kW	da:	a:	Cambio	Telaio																		
														from:	to:	Gearbox	Chassis																			
A	B	C	D	F	H	Fig	N	O	P	Q	R	S	T	Fig							A	B	C	D	F	H	Fig	N	O	P	Q	R	S	T	Fig	
-	28	-	100	-	-	-	-	28	-	100	-	-	-	4	4.4	177	05.77	12.81	-	-	-	-	28	-	100	-	-	-	-	28	-	100	-	-	-	4
														4.6	221	09.79	12.81	-	-																	
← 550 →														← 550 →																						
Outer Joint				Driveshaft					Inner Joint					Inner Joint				Driveshaft					Outer Joint													
PO2002				PO3014					PO2002					PO2002				PO3014					PO2002													
														Note : -																						
28	28	58	102	M22x1.5	118	3	-	28	-	100	-	-	-	4	4.4	-	01.82	--	-	-	28	28	58	102	M22x1.5	118	3	-	28	-	100	-	-	-	4	
														4.6	228	01.82	12.88	-	-																	
														4.9 4X4	235	01.85	12.88	-	-																	
← 689 →														← 689 →																						
Outer Joint				Driveshaft					Inner Joint					Inner Joint				Driveshaft					Outer Joint													
PO1001 PO1002 abs 45				PO3015 PO3016 abs 45					PO2002					PO2002				PO3015 PO3016 abs 45					PO1001 PO1002 abs 45													
														Note : -																						

944 (Rear)

														kW	da:	a:	Cambio	Telaio																		
														from:	to:	Gearbox	Chassis																			
A	B	C	D	F	H	Fig	N	O	P	Q	R	S	T	Fig							A	B	C	D	F	H	Fig	N	O	P	Q	R	S	T	Fig	
-	33	-	100	-	-	-	-	33	-	100	-	-	-	4	2.5	-	06.81	12.84	-	-	-	-	33	-	100	-	-	-	-	33	-	100	-	-	-	4
← 411 →														← 411 →																						
Outer Joint				Driveshaft					Inner Joint					Inner Joint				Driveshaft					Outer Joint													
PO2004				PO3012					PO2004					PO2004				PO3012					PO2004													
														Note : -																						
-	-	-	-	-	-	-	-	-	-	-	-	-	-	4	2.5	-	01.85	12.92	-	-	-	-	-	-	-	-	-	-	-	-	-	-	-	-	4	
														2.5 Turbo	162	01.87	--	-	-																	
														3.0	-	01.85	12.92	-	-																	
← 532 →														← 532 →																						
Outer Joint				Driveshaft					Inner Joint					Inner Joint				Driveshaft					Outer Joint													
				PO3017														PO3017																		
														Note : -																						



Sinistra / Left

Porsche

Destra / Right



944 (Rear)

<i>kW</i>	<i>da:</i>	<i>a:</i>	<i>Cambio</i>	<i>Telaio</i>
	<i>from:</i>	<i>to:</i>	<i>Gearbox</i>	<i>Chassis</i>

A	B	C	D	F	H	Fig	N	O	P	Q	R	S	T	Fig
-	33	-	100	-	-	-	-	33	-	100	-	-	-	4

2.5 Aut.	-	06.81	12.84	-	-
----------	---	-------	-------	---	---

A	B	C	D	F	H	Fig	N	O	P	Q	R	S	T	Fig
-	33	-	100	-	-	-	-	33	-	100	-	-	-	4

← 427 →

Outer Joint	Driveshaft	Inner Joint
PO2005	PO3013	PO2005

← 373 →

Inner Joint	Driveshaft	Outer Joint
PO2005	PO3019	PO2005

Note : -

A	B	C	D	F	H	Fig	N	O	P	Q	R	S	T	Fig
-	25	-	100	-	-	-	-	25	-	100	-	-	-	4

3.0 16V	155	01.90	---	-	-
---------	-----	-------	-----	---	---

A	B	C	D	F	H	Fig	N	O	P	Q	R	S	T	Fig
-	25	-	100	-	-	-	-	25	-	100	-	-	-	4

← 540 →

Outer Joint	Driveshaft	Inner Joint
PO2001	PO3018	PO2001

← 540 →

Inner Joint	Driveshaft	Outer Joint
PO2001	PO3018	PO2001

Note : -

Boxster (Serie 986 - Rear)

<i>kW</i>	<i>da:</i>	<i>a:</i>	<i>Cambio</i>	<i>Telaio</i>
	<i>from:</i>	<i>to:</i>	<i>Gearbox</i>	<i>Chassis</i>

A	B	C	D	F	H	Fig	N	O	P	Q	R	S	T	Fig
28		60	102	-	95		-	28	-	108	-	-	-	-

3.2 S	185	05.99	07.02	-	-
-------	-----	-------	-------	---	---

A	B	C	D	F	H	Fig	N	O	P	Q	R	S	T	Fig
28		60	102	-	95		-	28	-	108	-	-	-	-

← 683 →

Outer Joint	Driveshaft	Inner Joint
	PO3021 abs 48	PO2007

← 683 →

Inner Joint	Driveshaft	Outer Joint
PO2007	PO3021 abs 48	

Note : -



Sinistra / Left

Renault

Destra / Right



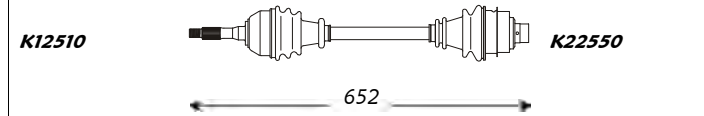
12 (Front)

A	B	C	D	F	H	Fig	N	O	P	Q	R	S	T	Fig
20		45.3	86.5	M16x1.5	107.5		23		-	81.5	36	-	30	5

1.3 tt

kW da: a: Cambio Telaio
from: to: Gearbox Chassis

- 09.69 12.80 - -



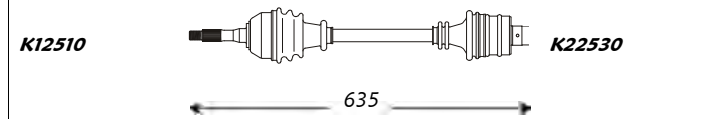
Outer Joint	Driveshaft	Inner Joint
	RE3006	

Note : -

A	B	C	D	F	H	Fig	N	O	P	Q	R	S	T	Fig
20		45.3	86.5	M16x1.5	107.5		23		-	-	40	-	30	5

Argentina

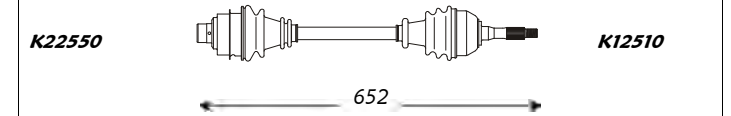
- 09.69 --- 5 Sp. -



Outer Joint	Driveshaft	Inner Joint
	RE3105	

Note : -

A	B	C	D	F	H	Fig	N	O	P	Q	R	S	T	Fig
20		45.3	86.5	M16x1.5	107.5		23		-	81.5	36	-	30	5



Inner Joint	Driveshaft	Outer Joint
	RE3006	

14 (Serie R121_ - Front)

A	B	C	D	F	H	Fig	N	O	P	Q	R	S	T	Fig
21		53.8	86.5	M20x1.5	90.5		22		40	71.5	20	67.5	30	5

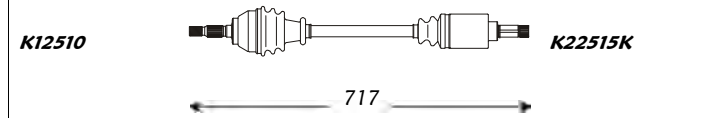
1.2

kW da: a: Cambio Telaio
from: to: Gearbox Chassis

- 05.76 12.84 - -

1.4

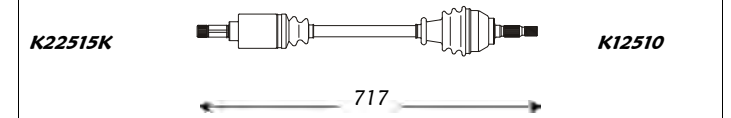
44 05.76 12.84 - -



Outer Joint	Driveshaft	Inner Joint
	RE3016	

Note : -

A	B	C	D	F	H	Fig	N	O	P	Q	R	S	T	Fig
21		53.8	86.5	M20x1.5	90.5		22		40	71.5	20	67.5	30	5



Inner Joint	Driveshaft	Outer Joint
	RE3016	



Sinistra / Left

Renault

Destra / Right



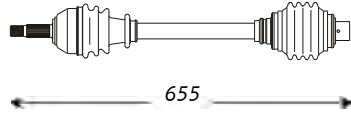
15 (Front)

A	B	C	D	F	H	Fig	N	O	P	Q	R	S	T	Fig
20		45.3	86.5	M16x1.5	107.5		23		-	110	-	-	-	-

kW	da:	a:	Cambio	Telaio
	from:	to:	Gearbox	Chassis
1.3	-	07.71	12.79	-
1.6	-	07.71	12.79	-

A	B	C	D	F	H	Fig	N	O	P	Q	R	S	T	Fig
20		45.3	86.5	M16x1.5	107.5		23		-	110	-	-	-	-

K12510



655

Outer Joint

Driveshaft

Inner Joint

RE3007

Note : -

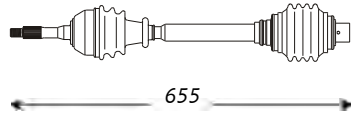
16 (Serie 115_ - Front)

A	B	C	D	F	H	Fig	N	O	P	Q	R	S	T	Fig
20		45.3	86.5	M16x1.5	117		23		-	112	37	-	-	-

kW	da:	a:	Cambio	Telaio
	from:	to:	Gearbox	Chassis
1.6	-	11.70	07.77	-

A	B	C	D	F	H	Fig	N	O	P	Q	R	S	T	Fig
20		45.3	86.5	M16x1.5	117		23		-	112	37	-	-	-

K12510



655

Outer Joint

Driveshaft

Inner Joint

RE3012

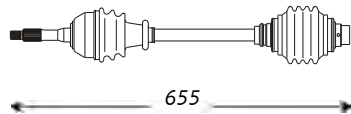
Note : -

A	B	C	D	F	H	Fig	N	O	P	Q	R	S	T	Fig
20		46.3	86.5	M16x1.5	116		23		-	110	37	-	-	-

kW	da:	a:	Cambio	Telaio
	from:	to:	Gearbox	Chassis
1.6	-	08.77	12.80	-

A	B	C	D	F	H	Fig	N	O	P	Q	R	S	T	Fig
20		46.3	86.5	M16x1.5	116		23		-	110	37	-	-	-

K12510



655

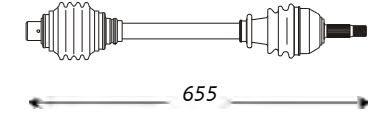
Outer Joint

Driveshaft

Inner Joint

RE3013

Note : -



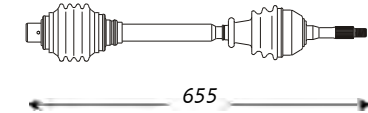
655

Inner Joint

Driveshaft

Outer Joint

RE3007



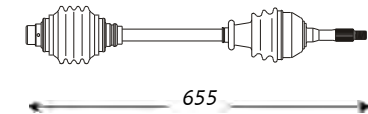
655

Inner Joint

Driveshaft

Outer Joint

RE3012



655

Inner Joint

Driveshaft

Outer Joint

RE3013



Sinistra / Left

Renault

Destra / Right



17 (Front)

A	B	C	D	F	H	Fig	N	O	P	Q	R	S	T	Fig
20		45.3	86.5	M16x1.5	107.5		23		-	110	-	-	-	-

tt	kW	da:	a:	Cambio	Telaio
		from:	to:	Gearbox	Chassis
	-	07.71	12.79	-	-

A	B	C	D	F	H	Fig	N	O	P	Q	R	S	T	Fig
20		45.3	86.5	M16x1.5	107.5		23		-	110	-	-	-	-

K12510



655

Outer Joint

Driveshaft

Inner Joint

RE3007

Note : -



655

K12510

Inner Joint

Driveshaft

Outer Joint

RE3007

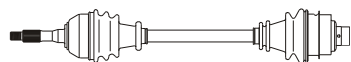
18 (Serie 134_ - Front)

A	B	C	D	F	H	Fig	N	O	P	Q	R	S	T	Fig
20		45.3	86.5	M16x1.5	107.5		23		-	81.5	36	-	30	5

	kW	da:	a:	Cambio	Telaio
		from:	to:	Gearbox	Chassis
1.4	47	04.78	07.82	-	-
1.6	58	04.78	07.82	-	-
1.6	54	04.82	07.82	-	-
1.6 Aut.	54	04.82	07.82	-	-
2.1 D	49/53	04.78	07.82	-	-

A	B	C	D	F	H	Fig	N	O	P	Q	R	S	T	Fig
20		45.3	86.5	M16x1.5	107.5		23		-	81.5	36	-	30	5

K12510



672


Outer Joint

Driveshaft

Inner Joint

RE3017

Note : -



672

K12510

Inner Joint

Driveshaft

Outer Joint


RE3017

A	B	C	D	F	H	Fig	N	O	P	Q	R	S	T	Fig
23		56.3	86.5	M20x1.5	80.5		23		-	87	36	-	34	5

1.4	47	08.82	12.86	-	-
1.6	58	08.82	12.86	-	-
2.1 D	49/53	08.82	12.86	-	-

A	B	C	D	F	H	Fig	N	O	P	Q	R	S	T	Fig
23		56.3	86.5	M20x1.5	80.5		23		-	87	36	-	34	5

K12510



684


Outer Joint

Driveshaft

Inner Joint

RE3019

Note : -



684

K12510

Inner Joint

Driveshaft

Outer Joint

RE3019

A	B	C	D	F	H	Fig	N	O	P	Q	R	S	T	Fig
20		45.3	86.5	M16x1.5	107.5		23		-	87	36	-	34	5

1.6 Aut.	71	01.79	07.86	-	-
1.6 GTS	71	01.79	07.86	-	-

A	B	C	D	F	H	Fig	N	O	P	Q	R	S	T	Fig
20		45.3	86.5	M16x1.5	107.5		23		-	87	36	-	34	5



675


Outer Joint

Driveshaft

Inner Joint

RE3018

Note : -



675

Outer Joint

Inner Joint

Driveshaft

RE3018



Sinistra / Left

Renault

Destra / Right


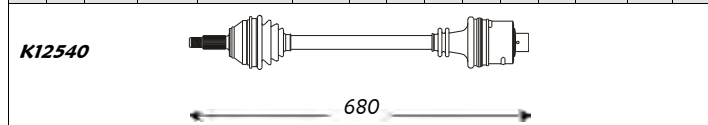


18 (Serie 134_ - Front)

A	B	C	D	F	H	Fig	N	O	P	Q	R	S	T	Fig
23	25	56.3	90	M20x1.5	80	1	23		-	84.5	36	-	34	5

kW	da: from:	a: to:	Cambio Gearbox	Telaio Chassis
1.6 Turbo	80/81	01.80	12.86	- -
2.0	77	08.82	12.86	- -
2.1 TD	65	08.82	12.84	- -

A	B	C	D	F	H	Fig	N	O	P	Q	R	S	T	Fig
23	25	56.3	90	M20x1.5	80	1	23		-	84.5	36	-	34	5



Outer Joint	Driveshaft	Inner Joint
RE1005	RE3020	

Inner Joint	Driveshaft	Outer Joint
	RE3020	RE1005


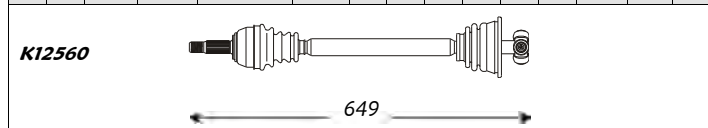
Note : -

19 I (Serie B/C53_ - Front)

A	B	C	D	F	H	Fig	N	O	P	Q	R	S	T	Fig
21		46.3	76.5	M20x1.5	84		-		-	-	-	24	30	5

kW	da: from:	a: to:	Cambio Gearbox	Telaio Chassis
1.2	-	06.88	--	JB4/5 -
1.4	43	06.88	--	JB4/5 -

A	B	C	D	F	H	Fig	N	O	P	Q	R	S	T	Fig
21		46.3	76.5	M20x1.5	84		23		-	81.5	37	-	30	5



Outer Joint	Driveshaft	Inner Joint
	RE3062	


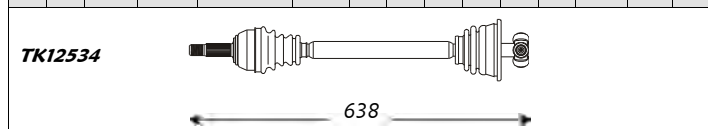
Inner Joint	Driveshaft	Outer Joint
	RE3063	

Note : -

A	B	C	D	F	H	Fig	N	O	P	Q	R	S	T	Fig
21		46.3	86.5	M20x1.5	84		-		-	-	-	24	30	5

1.4	43	09.88	04.92	JB0/1/3	-
1.4 Aut.	-	09.88	--	MB1	-
1.7	54/55	09.88	04.92	JB0/1/3	-
1.7 Aut.	-	09.88	--	MB3	-
1.9 D	47	09.88	04.92	JB0/1/3	-

A	B	C	D	F	H	Fig	N	O	P	Q	R	S	T	Fig
21		46.3	86.5	M20x1.5	84		23		-	81.5	-	-	30	5



Outer Joint	Driveshaft	Inner Joint
	RE3158	

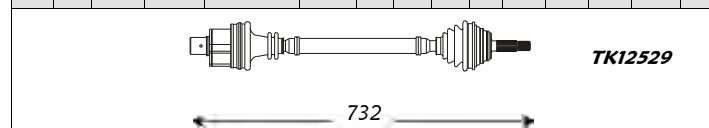
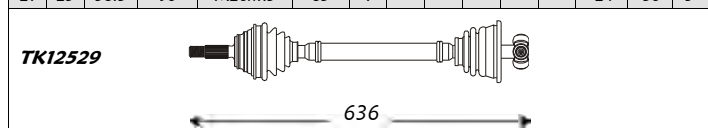
Inner Joint	Driveshaft	Outer Joint
	RE3159	

Note : -

A	B	C	D	F	H	Fig	N	O	P	Q	R	S	T	Fig
21	25	56.3	90	M20x1.5	83	1	-		-	-	-	24	30	5

1.8 i	79/81	09.88	04.92	JB3/JC5	-
1.8 i 16V	79/81	09.88	04.92	JB3/JC5	-

A	B	C	D	F	H	Fig	N	O	P	Q	R	S	T	Fig
21	25	56.3	90	M20x1.5	83	1	23		-	85.5	-	-	37	5



Outer Joint	Driveshaft	Inner Joint
RE1001 RE1012 abs 48	RE3160 RE3138 abs 48	

Inner Joint	Driveshaft	Outer Joint
	RE3161 RE3139 abs 48	RE1001 RE1012 abs 48

Note : -



Sinistra / Left

Renault

Destra / Right



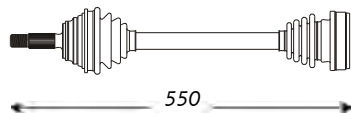
19 I (Serie B/C53_ - Front)

A	B	C	D	F	H	Fig	N	O	P	Q	R	S	T	Fig
21	25	56.3	90	M20x1.5	83	1	-	33	-	94	-	-	-	-

tt Aut.	kW	da:	a:	Cambio	Telaio
		from:	to:	Gearbox	Chassis
-	05.89	--	--	AD4	-

A	B	C	D	F	H	Fig	N	O	P	Q	R	S	T	Fig
21	25	56.3	90	M20x1.5	83	1	-	33	-	94	-	-	-	-

TK12529



550

Outer Joint

Driveshaft

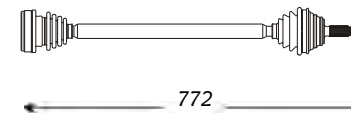
Inner Joint

RE1001
RE1012 abs 48

RE3251
RE3253 abs 48

RE2005

Note : -



772

TK12529

Inner Joint

Driveshaft

Outer Joint

RE2005

RE3252
RE3254 abs 48

RE1001
RE1012 abs 48

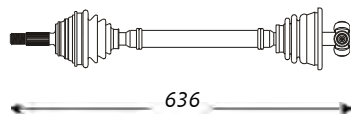
19 II (Serie B/C53_ - Front)

A	B	C	D	F	H	Fig	N	O	P	Q	R	S	T	Fig
21	25	56.3	90	M20x1.5	83	1	-	-	-	-	-	24	30	5

1.9 TD	kW	da:	a:	Cambio	Telaio
		from:	to:	Gearbox	Chassis
-	07.91	04.92		JB3/JC5	-

A	B	C	D	F	H	Fig	N	O	P	Q	R	S	T	Fig
21	25	56.3	90	M20x1.5	83	1	23	-	-	85.5	-	-	37	5

TK12529



636

Outer Joint

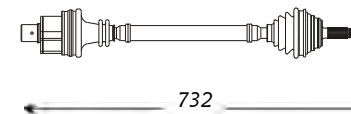
Driveshaft

Inner Joint

RE1001
RE1012 abs 48

RE3160
RE3138 abs 48

Note : -



732

TK12529

Inner Joint

Driveshaft

Outer Joint

RE1001
RE1012 abs 48

RE3161
RE3139 abs 48

RE1001
RE1012 abs 48

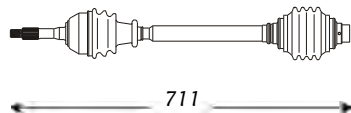
20 (Serie 127_ - Front)

A	B	C	D	F	H	Fig	N	O	P	Q	R	S	T	Fig
20		48	86.5	M16x1.5	107.5		23	-	-	110	37	-	-	-

1.6	kW	da:	a:	Cambio	Telaio
		from:	to:	Gearbox	Chassis
-	71	11.75	07.80	-	-

A	B	C	D	F	H	Fig	N	O	P	Q	R	S	T	Fig
20		48	86.5	M16x1.5	107.5		23	-	-	110	37	-	-	-

K12595



711

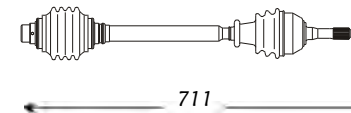
Outer Joint

Driveshaft

Inner Joint

RE3028

Note : -



711

K12595

Inner Joint

Driveshaft

Outer Joint

RE3028



Sinistra / Left

Renault

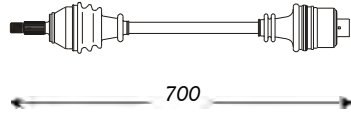
Destra / Right



20 (Serie 127_ - Front)

kW	da: from:	a: to:	Cambio Gearbox	Telaio Chassis
----	--------------	-----------	-------------------	-------------------

A	B	C	D	F	H	Fig	N	O	P	Q	R	S	T	Fig
23		56.3	86.5	M20x1.5	80.5		23		-	87	36	-	34	5



700

Outer Joint

Driveshaft

Inner Joint

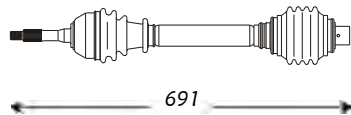
RE3031

1.6
2.0 D

71	08.80	12.81	-	-
-	08.80	12.84	-	-

Note : -

A	B	C	D	F	H	Fig	N	O	P	Q	R	S	T	Fig
20		48	86.5	M16x1.5	116		23		-	110	37	-	-	-



691

Outer Joint

Driveshaft

Inner Joint

RE3265

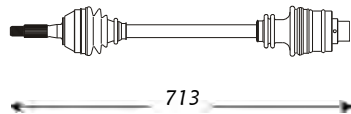
1.6 Aut.

71	11.75	07.80	-	-
----	-------	-------	---	---

Note : -

A	B	C	D	F	H	Fig	N	O	P	Q	R	S	T	Fig
23	25	56.3	90	M20x1.5	110	1	27		-	84.5	40	-	34	5

K12590



713

Outer Joint

Driveshaft

Inner Joint

RE1013

RE3072

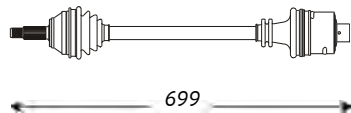
2.0
2.2
2.2 Aut.

80	07.77	07.80	-	-
85	08.80	12.84	-	-
80	--	07.80	-	-

Note : -

A	B	C	D	F	H	Fig	N	O	P	Q	R	S	T	Fig
23	25	56.3	90	M20x1.5	80	1	23		-	84.5	37	-	34	5

K12590



699

Outer Joint

Driveshaft

Inner Joint

RE1005

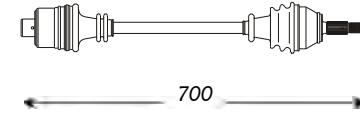
RE3034

2.0
2.0 Aut.
2.1 TD

80	08.80	12.84	-	-
80	08.80	--	-	-
-	10.82	12.84	-	-

Note : -

A	B	C	D	F	H	Fig	N	O	P	Q	R	S	T	Fig
23		56.3	86.5	M20x1.5	80.5		23		-	87	36	-	34	5



700

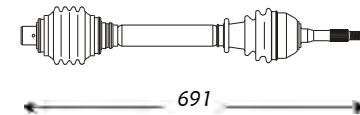
Inner Joint

Driveshaft

Outer Joint

RE3031

A	B	C	D	F	H	Fig	N	O	P	Q	R	S	T	Fig
20		48	86.5	M16x1.5	116		23		-	110	37	-	-	-



691

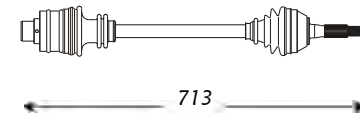
Inner Joint

Driveshaft

Outer Joint

RE3265

A	B	C	D	F	H	Fig	N	O	P	Q	R	S	T	Fig
23	25	56.3	90	M20x1.5	110	1	27		-	84.5	40	-	34	5



713

Inner Joint

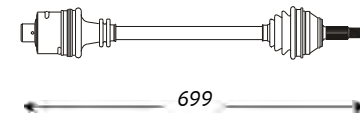
Driveshaft

Outer Joint

RE3072

RE1013

A	B	C	D	F	H	Fig	N	O	P	Q	R	S	T	Fig
23	25	56.3	90	M20x1.5	80	1	23		-	84.5	37	-	34	5



699

Inner Joint

Driveshaft

Outer Joint

RE3034

RE1005



Sinistra / Left

Renault

Destra / Right



20 (Serie 127_ - Front)

A	B	C	D	F	H	Fig	N	O	P	Q	R	S	T	Fig
23	25	56.3	90	M20x1.5	80	1	27		-	83.5	38	-	-	-

2.2 Aut.

kW

da: a: Cambio
from: to: Gearbox Telaio
Chassis

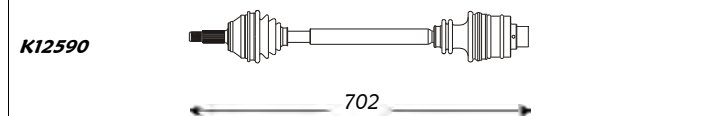
85

08.80

--

-

-



Outer Joint Driveshaft Inner Joint

RE1005 **RE3266**

Note : -

21/21 Nevada (Serie L/K48_ - Front)

A	B	C	D	F	H	Fig	N	O	P	Q	R	S	T	Fig
21		46.3	86.5	M20x1.5	84		-		-	-	-	24	30	5

1.4

kW

da: a: Cambio
from: to: Gearbox Telaio
Chassis

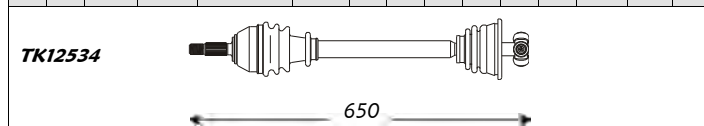
-

01.86

--

JB0/1/3

-



Outer Joint Driveshaft Inner Joint

RE3068

Note : -

A	B	C	D	F	H	Fig	N	O	P	Q	R	S	T	Fig
23	25	56.3	90	M20x1.5	80	1	23		-	85.5	37	-	37	5

2.0 Aut.

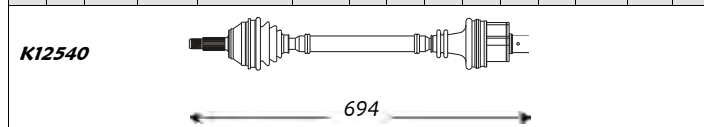
-

01.86

--

MJ3

-



Outer Joint Driveshaft Inner Joint

RE1005 **RE3052**
RE1015 **RE3086** abs 92

Note : -

A	B	C	D	F	H	Fig	N	O	P	Q	R	S	T	Fig
23	25	56.3	90	M20x1.5	80	1	27		-	85.5	-	-	37	5

2.0 Turbo

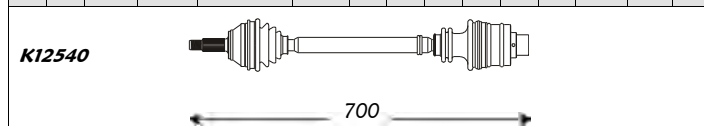
99

01.87

--

UN1/7

-



Outer Joint Driveshaft Inner Joint

RE1005 **RE3053**
RE1017 **RE3087** abs 92

Note : -

A	B	C	D	F	H	Fig	N	O	P	Q	R	S	T	Fig
23	25	56.3	90	M20x1.5	80	1	27		-	85.5	-	-	37	5

2.0 Turbo 4X4

-

01.87

--

UN1/7

-

2.2

79

01.87

--

UN1/7

-

2.2 4X4

79

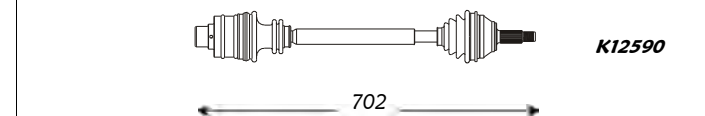
01.87

--

UN1/7

-

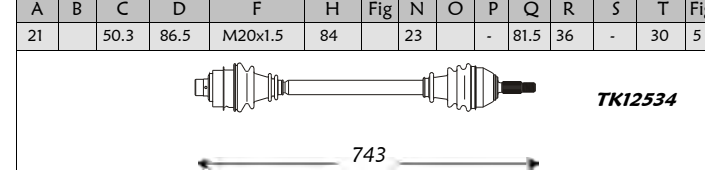
A	B	C	D	F	H	Fig	N	O	P	Q	R	S	T	Fig
23	25	56.3	90	M20x1.5	80	1	27		-	83.5	38	-	-	-



Inner Joint Driveshaft Outer Joint

RE3266 RE1005

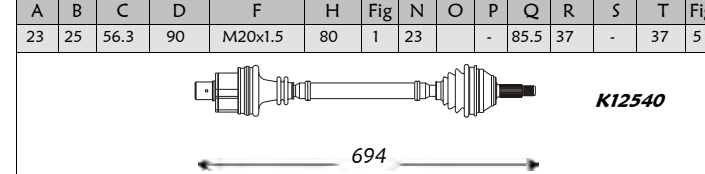
A	B	C	D	F	H	Fig	N	O	P	Q	R	S	T	Fig
21		50.3	86.5	M20x1.5	84		23		-	81.5	36	-	30	5



Inner Joint Driveshaft Outer Joint

RE3069

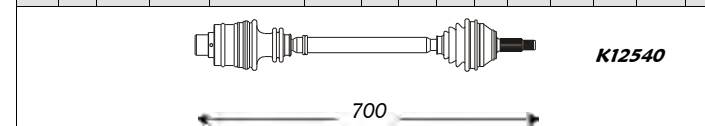
A	B	C	D	F	H	Fig	N	O	P	Q	R	S	T	Fig
23	25	56.3	90	M20x1.5	80	1	23		-	85.5	37	-	37	5



Inner Joint Driveshaft Outer Joint

RE3052 RE1005
RE3086 abs 92 RE1015 abs 92

A	B	C	D	F	H	Fig	N	O	P	Q	R	S	T	Fig
23	25	56.3	90	M20x1.5	80	1	27		-	85.5	-	-	37	5



Inner Joint Driveshaft Outer Joint

RE3053 RE1005
RE3087 abs 92 RE1017 abs 92



Sinistra / Left

Renault

Destra / Right



21/21 Nevada (Serie L/K48_ - Front)

<i>kW</i>	<i>da:</i>	<i>a:</i>	<i>Cambio</i>	<i>Telaio</i>
	<i>from:</i>	<i>to:</i>	<i>Gearbox</i>	<i>Chassis</i>

A	B	C	D	F	H	Fig	N	O	P	Q	R	S	T	Fig
23	24	56.3	90	M20x1.5	80	3	23		-	85.5	-	-	37	5

2.0 4X4

99

01.86

--

NG7/9

-

K12540



694

Outer Joint

Driveshaft

Inner Joint

RE1015 abs 92

RE3086 abs 92

Note : -

A	B	C	D	F	H	Fig	N	O	P	Q	R	S	T	Fig
23	24	56.3	90	M20x1.5	80	3	-		-	-	-	-	-	-

2.1 D

48

01.89

--

NG7/9

-

2.1 D 4X4

48

01.89

--

NG7/9

-

2.1 TD


65

01.89

--

NG7/9

-



694

Outer Joint

Driveshaft

Inner Joint

RE1014

RE3314

Note : -

A	B	C	D	F	H	Fig	N	O	P	Q	R	S	T	Fig
23	25	56.3	90	M20x1.5	80	1	37		-	85.5	29	-	37	5

tt Aut.

-

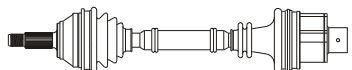
--

--

AR4

-

TK12529



559

Outer Joint

Driveshaft

Inner Joint

RE1005

RE1006 abs 48

RE1017 abs 92

RE3244

RE3246 abs 48

RE3248 abs 92

Note : -

A	B	C	D	F	H	Fig	N	O	P	Q	R	S	T	Fig
21	25	56.3	90	M20x1.5	83	1	-	33	-	94	-	-	-	-

tt Aut.

-


01.89

--

AD4

-

TK12529



550

Outer Joint

Driveshaft

Inner Joint

RE1001

RE1012 abs 48


RE3251

RE3253 abs 48

RE2005

Note : -

A	B	C	D	F	H	Fig	N	O	P	Q	R	S	T	Fig
23	24	56.3	90	M20x1.5	80	3	23		-	85.5	-	-	37	5



694

Inner Joint


Driveshaft

Outer Joint

RE3086 abs 92

RE1015 abs 92

A	B	C	D	F	H	Fig	N	O	P	Q	R	S	T	Fig
23	24	56.3	90	M20x1.5	80	3	-		-	-	-	-	-	-



694

Inner Joint

Driveshaft

Outer Joint

RE3314

RE1014

A	B	C	D	F	H	Fig	N	O	P	Q	R	S	T	Fig
23	25	56.3	90	M20x1.5	80	1	37		-	85.5	-	-	37	5



660

Inner Joint

Driveshaft

Outer Joint

RE3245

RE3247 abs 48

RE3249 abs 92

RE1005

RE1006 abs 48

RE1017 abs 92

A	B	C	D	F	H	Fig	N	O	P	Q	R	S	T	Fig
21	25	56.3	90	M20x1.5	83	1	-	33	-	94	-	-	-	-



772

Inner Joint

Driveshaft

Outer Joint

RE2005

RE3252

RE3254 abs 48

RE1001

RE1012 abs 48



Sinistra / Left

Renault

Destra / Right

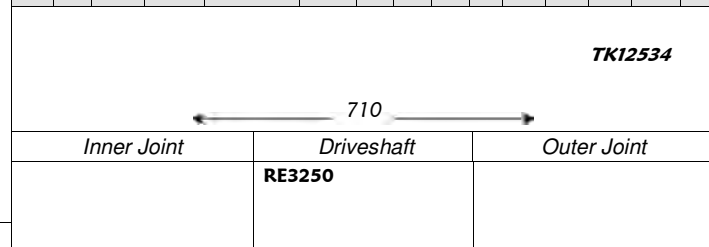
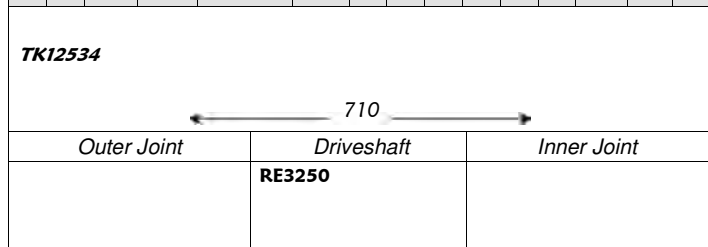


21/21 Nevada (Serie L/K48_ - Rear)

A	B	C	D	F	H	Fig	N	O	P	Q	R	S	T	Fig
21		-	86	-	-		-	-	-	-	-	-	-	-

kW	da:	a:	Cambio	Telaio
	from:	to:	Gearbox	Chassis
2.0 Turbo 4X4	-	01.87	--	UNI/7 -
2.2 4X4	79	01.87	--	UNI/7 -

A	B	C	D	F	H	Fig	N	O	P	Q	R	S	T	Fig
21		-	86	-	-		-	-	-	-	-	-	-	-



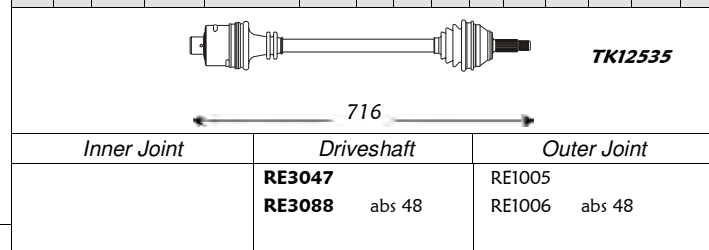
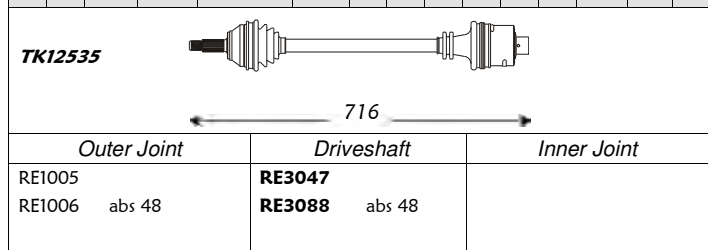
Note : -

25 (Serie B29_ - Front)

A	B	C	D	F	H	Fig	N	O	P	Q	R	S	T	Fig
23	25	56.3	90	M20x1.5	80	1	23		-	85.5	36	-	37	5

kW	da:	a:	Cambio	Telaio
	from:	to:	Gearbox	Chassis
2.0	74	11.83	--	NG1/3 -
2.0 Aut.	89	11.83	--	MJ3 -
2.1 D	46	11.83	--	NG1/3 -
2.1 TD	63	11.83	--	NG1/3 -
2.2	89	11.83	--	NG1/3 -
2.2 Aut.	89	11.83	--	MJ3 -

A	B	C	D	F	H	Fig	N	O	P	Q	R	S	T	Fig
23	25	56.3	90	M20x1.5	80	1	23		-	85.5	36	-	37	5

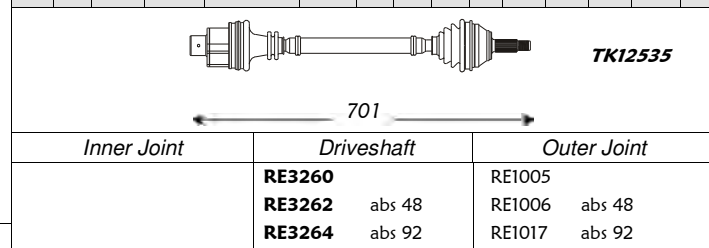
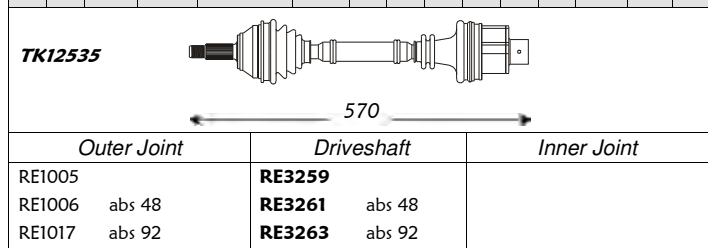


Note : -

A	B	C	D	F	H	Fig	N	O	P	Q	R	S	T	Fig
23	25	56.3	90	M20x1.5	80	1	37		-	85.5	-	-	37	5

2.0 Aut.	89	06.88	--	AR4 -
2.2 Aut.	-	06.88	--	AR4 -
2.8 V6 Aut.	104	06.88	--	AR4 -

A	B	C	D	F	H	Fig	N	O	P	Q	R	S	T	Fig
23	25	56.3	90	M20x1.5	80	1	37		-	85.5	30	-	37	5

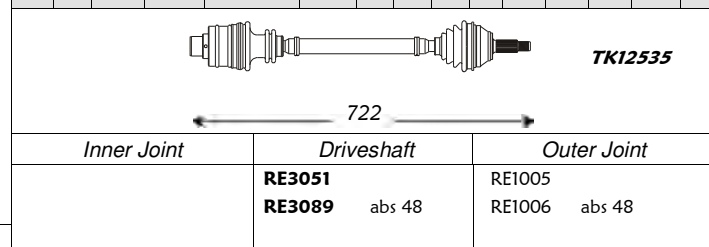
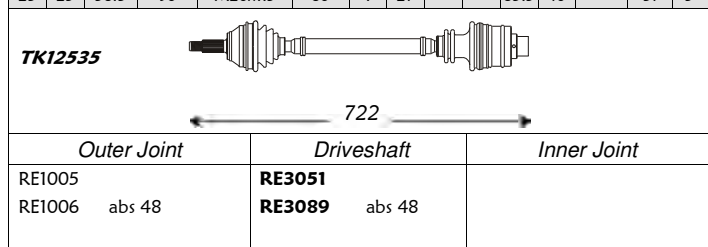


Note : -

A	B	C	D	F	H	Fig	N	O	P	Q	R	S	T	Fig
23	25	56.3	90	M20x1.5	80	1	27		-	85.5	40	-	37	5

2.2	79	11.83	--	UNI -
2.5 V6 Turbo	133/151	11.83	--	UNI -
2.7 V6	104	11.83	--	UNI -
2.7 V6 Aut.	104	11.83	--	141 -
2.8 V6	115	11.83	--	UNI -

A	B	C	D	F	H	Fig	N	O	P	Q	R	S	T	Fig
23	25	56.3	90	M20x1.5	80	1	27		-	85.5	40	-	37	5



Note : -



Sinistra / Left

Renault

Destra / Right



30 (Serie 127_ - Front)


A	B	C	D	F	H	Fig	N	O	P	Q	R	S	T	Fig
23	25	56.3	90	M20x1.5	80	1	23		-	84.5	37	-	34	5

2.1 TD

kW da: a: Cambio Telaio
from: to: Gearbox Chassis

- 01.81 12.84 - -

K12590



699

Outer Joint

Driveshaft

Inner Joint

RE1005

RE3034

Note: -


A	B	C	D	F	H	Fig	N	O	P	Q	R	S	T	Fig
23	25	56.3	90	M20x1.5	110	1	27		-	84.5	40	-	34	5

2.7 V6

kW da: a: Cambio Telaio
from: to: Gearbox Chassis

- 01.81 12.84 - -

K12590



713

Outer Joint

Driveshaft

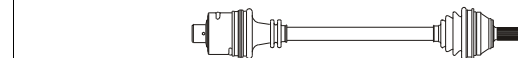
Inner Joint

RE1013

RE3072

Note: -

A	B	C	D	F	H	Fig	N	O	P	Q	R	S	T	Fig
23	25	56.3	90	M20x1.5	80	1	23		-	84.5	37	-	34	5



699

Inner Joint

Driveshaft

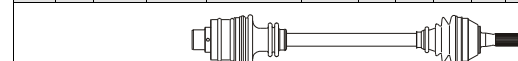
Outer Joint

K12590

RE3034

RE1005

A	B	C	D	F	H	Fig	N	O	P	Q	R	S	T	Fig
23	25	56.3	90	M20x1.5	110	1	27		-	84.5	40	-	34	5



713

Inner Joint

Driveshaft

Outer Joint

K12590

RE3072

RE1013

4 (Serie 112_ - Front)

A	B	C	D	F	H	Fig	N	O	P	Q	R	S	T	Fig
23		36.5	76.5	M16x1.5	90		20		-	81.5	27	-	30	5

0.8

kW da: a: Cambio Telaio
from: to: Gearbox Chassis


- 11.68 08.73 - -

1.0

25 11.68 08.73 - -

1.1

34 11.68 08.73 - -



615

Outer Joint

Driveshaft

Inner Joint

RE3002

Note: -

A	B	C	D	F	H	Fig	N	O	P	Q	R	S	T	Fig
23		36.5	76.5	M16x1.5	90		22		36	81.5	22	48	30	5

0.8

- 09.73 07.84 - -

1.0

25 09.73 07.84 - -

1.1

34 09.73 07.84 - -



668

Outer Joint

Driveshaft

Inner Joint

RE3004

Note: -

A	B	C	D	F	H	Fig	N	O	P	Q	R	S	T	Fig
23		36.5	76.5	M16x1.5	90		20		-	81.5	27	-	30	5



615

Inner Joint

Driveshaft

Outer Joint

RE3002

A	B	C	D	F	H	Fig	N	O	P	Q	R	S	T	Fig
23		36.5	76.5	M16x1.5	90		22		36	81.5	22	48	30	5



668

Inner Joint

Driveshaft

Outer Joint

RE3004



Sinistra / Left


Renault

Destra / Right



4 (Serie 112_ - Front)

A	B	C	D	F	H	Fig	N	O	P	Q	R	S	T	Fig
23		36.5	76.5	M16x1.5	90		23		-	-	36	-	30	5



629

Outer Joint

Driveshaft

Inner Joint


RE3001

Note : -

kW da: a: Cambio Telaio
from: to: Gearbox Chassis

Argentina - --- --- 4 Sp. -

A	B	C	D	F	H	Fig	N	O	P	Q	R	S	T	Fig
23		36.5	76.5	M16x1.5	90		23		-	-	36	-	30	5



629

Inner Joint


Driveshaft

Outer Joint

RE3001

5 (Front)

A	B	C	D	F	H	Fig	N	O	P	Q	R	S	T	Fig
23		36.5	76.5	M16x1.5	90		22		36	81.5	22	48	30	5



668

Outer Joint

Driveshaft

Inner Joint


RE3004

Note : -

kW da: a: Cambio Telaio
from: to: Gearbox Chassis

0.8 - 01.72 07.84 - -
1.0 32 01.72 07.84 - -
1.1 - 01.72 07.84 - -
1.3 Aut. 40 01.72 07.84 - -
1.3 tt 33 01.72 07.84 - -
1.4 - 01.72 07.84 - -
1.4 Aut. 42/43 01.72 07.84 - -

A	B	C	D	F	H	Fig	N	O	P	Q	R	S	T	Fig
23		36.5	76.5	M16x1.5	90		22		36	81.5	22	48	30	5



668

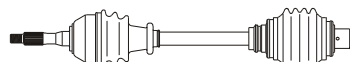
Inner Joint

Driveshaft

Outer Joint

RE3004

A	B	C	D	F	H	Fig	N	O	P	Q	R	S	T	Fig
20		48	86.5	-	106		23		-	110	37	-	-	-



617

Outer Joint

Driveshaft

Inner Joint

RE3014

Note : -

1.4 Alpine 68 01.76 07.77 - -

A	B	C	D	F	H	Fig	N	O	P	Q	R	S	T	Fig
20		48	86.5	-	106		23		-	110	37	-	-	-



617

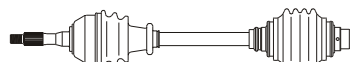
Inner Joint

Driveshaft

Outer Joint

RE3014

A	B	C	D	F	H	Fig	N	O	P	Q	R	S	T	Fig
20		45.3	86.5	M16x1.5	107.5		23		-	110	37	-	-	-



618

Outer Joint

Driveshaft

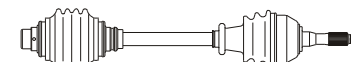
Inner Joint

RE3015

Note : -

1.4 Alpine 68 08.77 07.84 - -
1.4 Alpine T. 79/81 08.77 07.84 - -

A	B	C	D	F	H	Fig	N	O	P	Q	R	S	T	Fig
20		45.3	86.5	M16x1.5	107.5		23		-	110	37	-	-	-



618

Inner Joint

Driveshaft

Outer Joint

RE3015



Sinistra / Left

Renault

Destra / Right



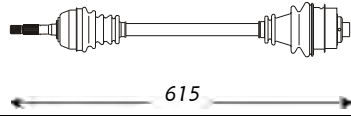
6 (Front)

kW *da:* *a:* *Cambio* *Telaio*
from: *to:* *Gearbox* *Chassis*

A	B	C	D	F	H	Fig	N	O	P	Q	R	S	T	Fig
23		36.5	76.5	M16x1.5	90		20		-	81.5	27	-	30	5

0.8

- 01.69 08.73 - -



Outer Joint Driveshaft Inner Joint

RE3002

Note : -

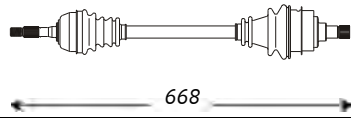
A	B	C	D	F	H	Fig	N	O	P	Q	R	S	T	Fig
23		36.5	76.5	M16x1.5	90		22		36	81.5	22	48	30	5

0.8

- 09.73 --- - -

1.1

- 01.69 --- - -

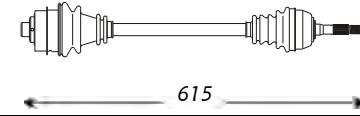


Outer Joint Driveshaft Inner Joint

RE3004

Note : -

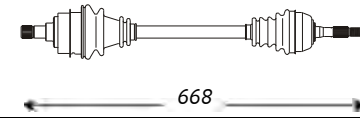
A	B	C	D	F	H	Fig	N	O	P	Q	R	S	T	Fig
23		36.5	76.5	M16x1.5	90		20		-	81.5	27	-	30	5



Inner Joint Driveshaft Outer Joint

RE3002

A	B	C	D	F	H	Fig	N	O	P	Q	R	S	T	Fig
23		36.5	76.5	M16x1.5	90		22		36	81.5	22	48	30	5



Inner Joint Driveshaft Outer Joint

RE3004

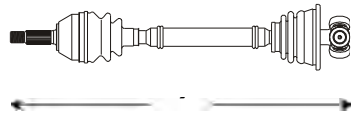
9 (Argentina) (Front)

kW *da:* *a:* *Cambio* *Telaio*
from: *to:* *Gearbox* *Chassis*

A	B	C	D	F	H	Fig	N	O	P	Q	R	S	T	Fig
21	30	46.3	81	M20x1.5	81	1	-	-	-	-	-	-	-	-

1.4

- 11.91 --- - -



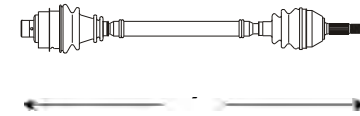
Outer Joint Driveshaft Inner Joint

RE1033

RE3311

Note : -

A	B	C	D	F	H	Fig	N	O	P	Q	R	S	T	Fig
21	30	46.3	81	M20x1.5	81	1	-	-	-	-	-	-	-	-



Inner Joint Driveshaft Outer Joint

RE3312

RE1033



Sinistra / Left

Renault

Destra / Right



9/11 (Serie L42_ - Front)

A	B	C	D	F	H	Fig	N	O	P	Q	R	S	T	Fig
21		46.3	86.5	M20x1.5	84		-		-	-	-	24	30	5

kW	da: from:	a: to:	Cambio Gearbox	Telaio Chassis
1.1	35	09.81	12.90	JB0/1 -
1.4	44/53	09.81	12.90	JB0/1 -
1.4 Aut.	49/50	09.81	12.90	MB1 -
1.6 TD	40	01.83	12.90	JB0/1 -

A	B	C	D	F	H	Fig	N	O	P	Q	R	S	T	Fig
21		46.3	86.5	M20x1.5	84		23		-	81.5	36	-	30	5

K12562



630

Outer Joint

Driveshaft

Inner Joint

RE3024

Note: -

K12562

728

Inner Joint

Driveshaft

Outer Joint


RE3025

A	B	C	D	F	H	Fig	N	O	P	Q	R	S	T	Fig
21		46.3	86.5	M20x1.5	84		-		-	-	-	24	30	5

kW	da: from:	a: to:	Cambio Gearbox	Telaio Chassis
1.2	40	01.88	12.90	JB4/5 -

A	B	C	D	F	H	Fig	N	O	P	Q	R	S	T	Fig
21		46.3	86.5	M20x1.5	84		23		-	81.5	-	-	30	5

K12562



644

Outer Joint

Driveshaft

Inner Joint

RE3058

Note: -

K12562

715

Inner Joint

Driveshaft


Outer Joint

RE3059

A	B	C	D	F	H	Fig	N	O	P	Q	R	S	T	Fig
21	22	46.3	83	M20x1.5	80	3	-		-	-	-	-	-	-

kW	da: from:	a: to:	Cambio Gearbox	Telaio Chassis
1.4 Turbo	77	01.84	12.90	JB3 -
1.7	59	01.84	12.90	JB3 -

A	B	C	D	F	H	Fig	N	O	P	Q	R	S	T	Fig
21	22	46.3	83	M20x1.5	80	3	23		-	81.5	37	-	30	5



630

Outer Joint

Driveshaft

Inner Joint

RE1041

RE3056

Note: -

716

Inner Joint

Driveshaft

Outer Joint

RE3057

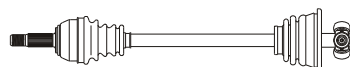
RE1041

Clio I (Serie B/C57_ - Front)

A	B	C	D	F	H	Fig	N	O	P	Q	R	S	T	Fig
21		50.3	76.5	M20x1.5	84		-		-	-	-	24	30	5

kW	da: from:	a: to:	Cambio Gearbox	Telaio Chassis
1.1 i	-	05.90	09.98	JB4/5 -
1.2	-	05.90	09.98	JB4/5 -
1.2 i	40/43	05.90	09.98	JB4/5 -

A	B	C	D	F	H	Fig	N	O	P	Q	R	S	T	Fig
21		46.3	76.5	M20x1.5	84		23		-	81.5	37	-	30	5



623


Outer Joint

Driveshaft

Inner Joint

RE3073

Note: -



694

Inner Joint

Driveshaft

Outer Joint

RE3074



Sinistra / Left

Renault

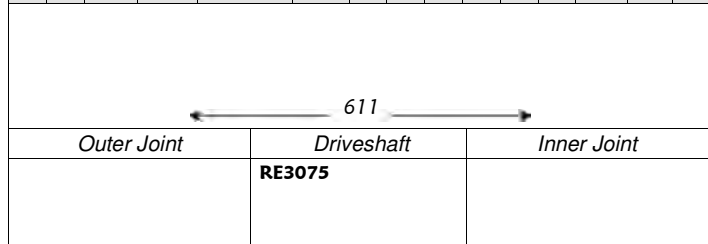
Destra / Right



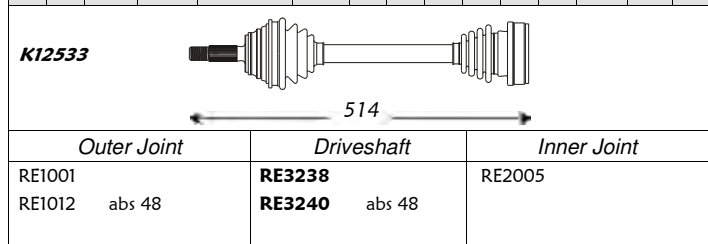
Clio I (Serie B/C57_ - Front)

kW	da:	a:	Cambio	Telaio
	from:	to:	Gearbox	Chassis

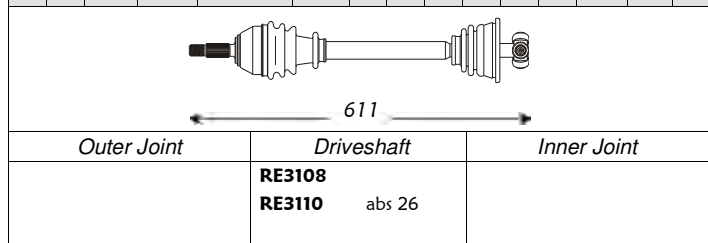
A	B	C	D	F	H	Fig	N	O	P	Q	R	S	T	Fig
21		50.3	76	M20x1.5	83							24	30	5



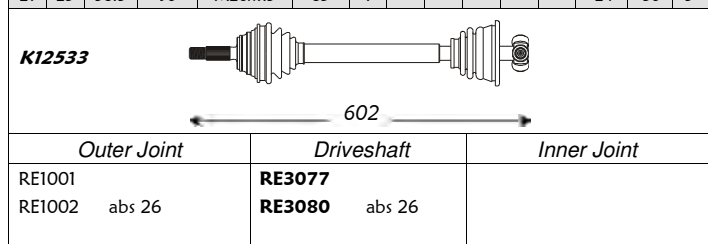
A	B	C	D	F	H	Fig	N	O	P	Q	R	S	T	Fig
21	25	56.3	90	M20x1.5	83	1	-	33	-	94	-	-	-	-



A	B	C	D	F	H	Fig	N	O	P	Q	R	S	T	Fig
21		46.3	86.5	M20x1.5	84		-		-	-	-	24	30	5



A	B	C	D	F	H	Fig	N	O	P	Q	R	S	T	Fig
21	25	56.3	90	M20x1.5	83	1	-		-	-	-	24	30	5



A	B	C	D	F	H	Fig	N	O	P	Q	R	S	T	Fig
21		46.3	86.5	M20x1.5	84		-		-	-	-	24	30	5

1.1 i	-	05.90	09.98	JB0/1/3	-
1.2	-	05.90	09.98	JB0/1/3	-
1.2 i	40/43	05.90	09.98	JB0/1/3	-
1.4	-	05.90	09.98	JB0/1/3	-
1.4 Aut.	-	05.90	09.98	MB1	-

Note: -

1.4 Aut.	-	05.90	09.98	AD4	-
----------	---	-------	-------	-----	---

Note: -

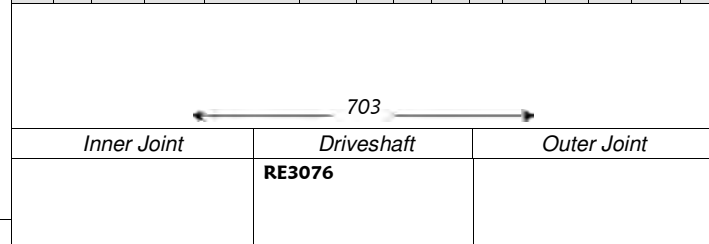
1.7	66/68	05.90	09.98	JB0/1/3	-
1.9 D	47	01.91	09.98	JB0/1/3	-

Note: -

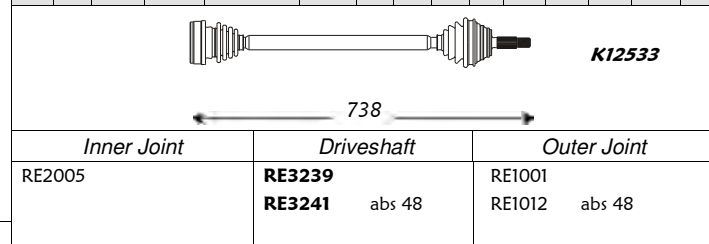
1.8	65/70	05.90	09.98	JB3	-
1.8 16V	-	05.90	09.98	JB3	-
1.8 Aut.	65/70	05.90	09.98	MB1/3	-
1.8 RSI	80	05.90	09.98	JB3	-

Note: -

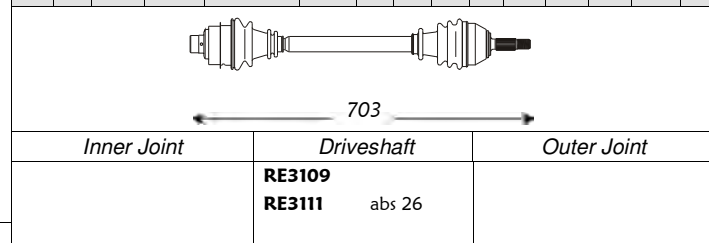
A	B	C	D	F	H	Fig	N	O	P	Q	R	S	T	Fig
21		50.3	76	M20x1.5	83		23							5



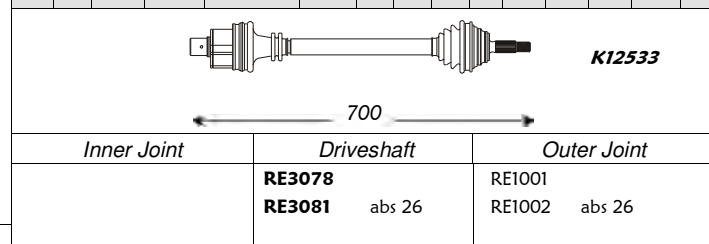
A	B	C	D	F	H	Fig	N	O	P	Q	R	S	T	Fig
21	25	56.3	90	M20x1.5	83	1	-	33	-	94	-	-	-	-



A	B	C	D	F	H	Fig	N	O	P	Q	R	S	T	Fig
21		46.3	86.5	M20x1.5	84		23		-	81.5	37	-	30	5



A	B	C	D	F	H	Fig	N	O	P	Q	R	S	T	Fig
21	25	56.3	90	M20x1.5	83	1	23		-	85.5	36	-	37	5





Sinistra / Left

Renault

Destra / Right

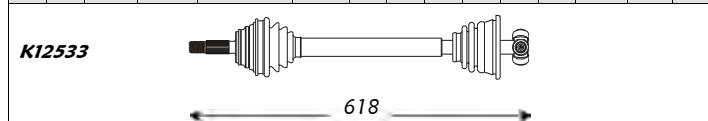


Clio I (Serie B/C57_ - Front)

A	B	C	D	F	H	Fig	N	O	P	Q	R	S	T	Fig
21	25	56.3	90	M20x1.5	83	1	-	-	-	-	-	24	30	5


kW	da:	a:	Cambio	Telaio	
from:	to:	to:	Gearbox	Chassis	
1.8 16V	-	03.94	09.98	JC5	-
2.0 Williams	108/110	05.90	09.98	JC5	-

A	B	C	D	F	H	Fig	N	O	P	Q	R	S	T	Fig
21	25	56.3	90	M20x1.5	83	1	23	-	-	85.5	-	-	37	5



Outer Joint	Driveshaft	Inner Joint
RE1001	RE3255	
RE1002 abs 26	RE3426 abs 26	

Note : -

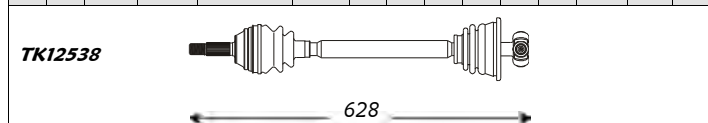


Inner Joint	Driveshaft	Outer Joint
	RE3256	RE1001
	RE3427 abs 26	RE1002 abs 26

A	B	C	D	F	H	Fig	N	O	P	Q	R	S	T	Fig
21	22	51	81	M20x1.5	84	3	-	-	-	-	-	24	30	5

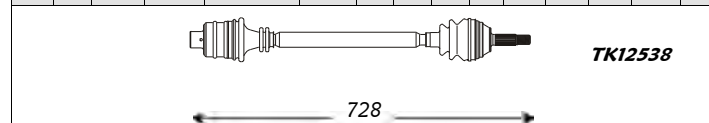
kW	da:	a:	Cambio	Telaio	
from:	to:	to:	Gearbox	Chassis	
1.9 D	40	01.97	09.98	JB0/1/3	-

A	B	C	D	F	H	Fig	N	O	P	Q	R	S	T	Fig
21	22	51	81	M20x1.5	84	3	23	-	-	71.5	35	-	30	5



Outer Joint	Driveshaft	Inner Joint
RE1027	RE3217	
RE1048 abs 26	RE3219 abs 26	

Note : -



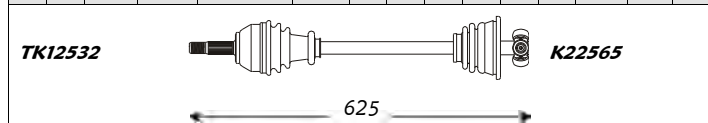
Inner Joint	Driveshaft	Outer Joint
	RE3218	RE1027
	RE3220 abs 26	RE1048 abs 26

Clio II (Serie B,CB0_ - Front)

A	B	C	D	F	H	Fig	N	O	P	Q	R	S	T	Fig
21		50.3	86.5	M20x1.5	84		-	-	-	-	-	24	30	5


kW	da:	a:	Cambio	Telaio	
from:	to:	to:	Gearbox	Chassis	
1.2	43/44	09.98	10.02	JB1/3	-
1.2 16v	55	06.01	10.02	JB1/3	-
1.4 16v	70/72	10.99	10.02	JB1/3	-
1.5 dCi	48/59	06.01	10.02	JB1/3	-
1.6	66	09.98	10.02	JB1/3	-
1.6 16v	79	09.98	10.02	JB1/3	-
1.9 dTi	59	02.00	10.02	JB1/3	-

A	B	C	D	F	H	Fig	N	O	P	Q	R	S	T	Fig
21		50	86	M20x1.5	85		23	-	-	79	-	-	-	-



Outer Joint	Driveshaft	Inner Joint
	RE3211	
	RE3213 abs 26	

Note : -




Inner Joint	Driveshaft	Outer Joint
	RE3212	
	RE3214 abs 26	

A	B	C	D	F	H	Fig	N	O	P	Q	R	S	T	Fig
21	28	52	84	M20x1.5	84	3	-	-	-	-	-	-	-	-


1.2 16v	55	11.02	----	JB1/3	-
1.4 16v	70/72	11.02	----	JB1/3	-
1.5 dCi	48/59	11.02	----	JB1/3	-
1.6	66	11.02	----	JB1/3	-
1.6 16v	79	11.02	----	JB1/3	-
1.9 dTi	59	11.02	----	JB1/3	-

A	B	C	D	F	H	Fig	N	O	P	Q	R	S	T	Fig
21	28	52	84	M20x1.5	84	3	23	-	-	-	-	-	-	-



Outer Joint	Driveshaft	Inner Joint
RE1068 abs 44	RE3365 abs 44	

Note : -



Inner Joint	Driveshaft	Outer Joint
	RE3366 abs 44	RE1068 abs 44



Sinistra / Left

Renault

Destra / Right



Clio II (Serie B,CB0_ - Front)

<i>kW</i>	<i>da:</i>	<i>a:</i>	<i>Cambio</i>	<i>Telaio</i>
	<i>from:</i>	<i>to:</i>	<i>Gearbox</i>	<i>Chassis</i>

A	B	C	D	F	H	Fig	N	O	P	Q	R	S	T	Fig
21		50.3	86.5	M20x1.5	84		-		-	-	-	24	30	5

1.4	55	09.98	----	-	-
1.9 D	47/48	09.98	----	-	-

A	B	C	D	F	H	Fig	N	O	P	Q	R	S	T	Fig
21		50.3	86.5	M20x1.5	85		23		-	83.5	-	-	30	5

TK12532 **K22565**

625

Outer Joint	Driveshaft	Inner Joint
	RE3211 RE3213 abs 26	

Note: -

TK12532

725

Inner Joint	Driveshaft	Outer Joint
	RE3163 RE3235 abs 26	

Note: -

A	B	C	D	F	H	Fig	N	O	P	Q	R	S	T	Fig
21		52	82	M20x1.5	85		26		42	78	-	42	-	-

1.4 Aut.	55	09.98	---	DPO	-
1.6 Aut.	66	09.98	----	DPO	-

A	B	C	D	F	H	Fig	N	O	P	Q	R	S	T	Fig
21		52	82	M20x1.5	85		23		-	78	-	-	-	-

617

Outer Joint	Driveshaft	Inner Joint
	RE3215 RE3242 abs 26	

Note: -

740

Inner Joint	Driveshaft	Outer Joint
	RE3216 RE3243 abs 26	

Note: -

A	B	C	D	F	H	Fig	N	O	P	Q	R	S	T	Fig
23	30	57.5	83.6	M20x1.5	86	3	-		-	-	-	-	30	5

1.5 dCi	60	06.01	10.02	JB1/3	-
---------	----	-------	-------	-------	---

A	B	C	D	F	H	Fig	N	O	P	Q	R	S	T	Fig
23	30	57.5	83.6	M20x1.5	86	3	23		-	-	-	-	-	5

630

Outer Joint	Driveshaft	Inner Joint
RE1055 abs 26	RE3372 abs 26	

Note: -

721

Inner Joint	Driveshaft	Outer Joint
	RE3373 abs 26	RE1055 abs 26

Note: -

A	B	C	D	F	H	Fig	N	O	P	Q	R	S	T	Fig
23	30	57.5	83.6	M20x1.5	86	3	-		-	-	-	-	30	5

1.5 dCi	60	11.02	---	JB1/3	-
---------	----	-------	-----	-------	---

A	B	C	D	F	H	Fig	N	O	P	Q	R	S	T	Fig
23	30	57.5	83.6	M20x1.5	86	3	23		-	-	-	-	-	5

630

Outer Joint	Driveshaft	Inner Joint
RE1053 abs 44	RE3369 abs 44	

Note: -

721

Inner Joint	Driveshaft	Outer Joint
	RE3370 abs 44	RE1053 abs 44

Note: -



Sinistra / Left

Renault

Destra / Right



Clio II (Serie B,CB0_ - Front)

<i>kW</i>	<i>da:</i>	<i>a:</i>	<i>Cambio</i>	<i>Telaio</i>
	<i>from:</i>	<i>to:</i>	<i>Gearbox</i>	<i>Chassis</i>

A	B	C	D	F	H	Fig	N	O	P	Q	R	S	T	Fig
23	23	59	82	M20x1.5	-	2	26		40	-	-	62	-	-

1.5 dCi	74	01.04	----	-	-
---------	----	-------	------	---	---

A	B	C	D	F	H	Fig	N	O	P	Q	R	S	T	Fig
23	23	59	82	M20x1.5	-	2	26		33	-	-	326	-	-

1.5 dCi	74	01.04	----	-	-
---------	----	-------	------	---	---

597

Outer Joint	Driveshaft	Inner Joint
RE1083 abs 44	RE3401 abs 44	

857

Inner Joint	Driveshaft	Outer Joint
	RE3402 abs 44	RE1083 abs 44

Note : -

A	B	C	D	F	H	Fig	N	O	P	Q	R	S	T	Fig
23	30	57.3	84	M20x1.5	-	3	26		40	-	-	64	-	-

1.5 dCi	50/62	08.04	----	JB1/3	-
---------	-------	-------	------	-------	---

A	B	C	D	F	H	Fig	N	O	P	Q	R	S	T	Fig
23	30	57.3	84	M20x1.5	-	3	26		33	-	-	326	-	-

1.5 dCi	50/62	08.04	----	JB1/3	-
---------	-------	-------	------	-------	---

606

Outer Joint	Driveshaft	Inner Joint
RE1078	RE3390	

866

Inner Joint	Driveshaft	Outer Joint
	RE3391	RE1078

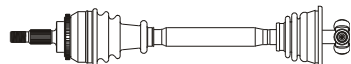
Note : -

A	B	C	D	F	H	Fig	N	O	P	Q	R	S	T	Fig
23	35	57.5	95	M20x1.5	86	3	-		-	-	-	-	30	5

2.0 16v Sport	124	02.00	----	-	-
---------------	-----	-------	------	---	---


A	B	C	D	F	H	Fig	N	O	P	Q	R	S	T	Fig
23	35	57.5	95	M20x1.5	86	3	23		-	79	35	-	30	-

2.0 16v Sport	124	02.00	----	-	-
---------------	-----	-------	------	---	---



639

Outer Joint	Driveshaft	Inner Joint
RE1034 abs 44	RE3257 abs 44	



734

Inner Joint	Driveshaft	Outer Joint
	RE3258 abs 44	RE1034 abs 44

Note : -

Clio III (Serie B,CR_ - Front)

<i>kW</i>	<i>da:</i>	<i>a:</i>	<i>Cambio</i>	<i>Telaio</i>
	<i>from:</i>	<i>to:</i>	<i>Gearbox</i>	<i>Chassis</i>

A	B	C	D	F	H	Fig	N	O	P	Q	R	S	T	Fig
23	28	49	76	M20x1.5	-	3	26		40	-	-	62	-	-

1.2	43	09.06	----	-	-
1.2 16v	55/57	06.05	----	-	-

A	B	C	D	F	H	Fig	N	O	P	Q	R	S	T	Fig
23	28	49	76	M20x1.5	-	3	26		33	-	-	273	-	-

1.2	43	09.06	----	-	-
1.2 16v	55/57	06.05	----	-	-

649

Outer Joint	Driveshaft	Inner Joint
RE1080	RE3411	

889

Inner Joint	Driveshaft	Outer Joint
	RE3412	RE1080

Note : -



Sinistra / Left

Renault

Destra / Right




Clio III (Serie B,CR_ - Front)


A	B	C	D	F	H	Fig	N	O	P	Q	R	S	T	Fig
23	30	49	84	M20x1.5	86	3	26		40	79	-	64	-	5

kW	da:	a:	Cambio	Telaio
	from:	to:	Gearbox	Chassis
72	06.05	----	-	-
50/63/76	06.05	----	-	-

A	B	C	D	F	H	Fig	N	O	P	Q	R	S	T	Fig
23	29	49	80	M20x1.5	-	3	26		33	79	-	326	-	5



Outer Joint	Driveshaft	Inner Joint
RE1071	RE3374	



Inner Joint	Driveshaft	Outer Joint
	RE3375	RE1072

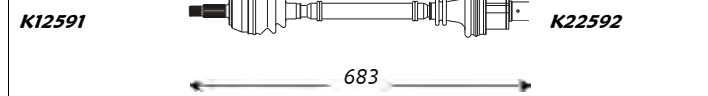
Note : -

Espace I (Serie J/S11_ - Front)

A	B	C	D	F	H	Fig	N	O	P	Q	R	S	T	Fig
23	29	57.5	83.6	M20x1.5	80	1	23		-	85.5	36	-	37	5

kW	da:	a:	Cambio	Telaio
	from:	to:	Gearbox	Chassis
2.0	79/81	06.84	12.87	NG3 -
2.1 TD	65	06.84	12.87	NG3 -

A	B	C	D	F	H	Fig	N	O	P	Q	R	S	T	Fig
23	29	57.5	83.6	M20x1.5	80	1	23		-	85.5	36	-	37	5



Outer Joint	Driveshaft	Inner Joint
RE1003 RE1004 abs 48	RE3048 RE3280 abs 48	



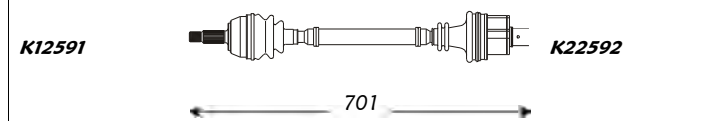
Inner Joint	Driveshaft	Outer Joint
	RE3048 RE3280 abs 48	RE1003 RE1004 abs 48

Note : -

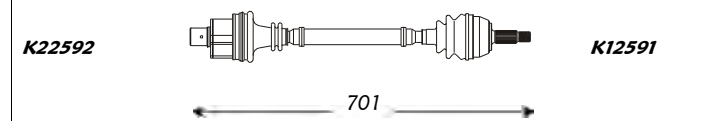
A	B	C	D	F	H	Fig	N	O	P	Q	R	S	T	Fig
23	29	57.5	83.6	M20x1.5	80	1	23		-	85.5	36	-	37	5

2.0	79/81	01.88	12.90	NG3/7 -
2.0 i	87/88	01.88	12.90	NG3/7 -
2.0 i Quadra	87/88	01.88	12.90	NG3/7 -
2.1 TD	65	01.88	12.90	NG3/7 -

A	B	C	D	F	H	Fig	N	O	P	Q	R	S	T	Fig
23	29	57.5	83.6	M20x1.5	80	1	23		-	85.5	36	-	37	5



Outer Joint	Driveshaft	Inner Joint
RE1003 RE1004 abs 48	RE3049 RE3090 abs 48	



Inner Joint	Driveshaft	Outer Joint
	RE3049 RE3090 abs 48	RE1003 RE1004 abs 48

Note : -



Sinistra / Left

Renault

Destra / Right



Espace II (Serie J/S63_ - Front)

A	B	C	D	F	H	Fig	N	O	P	Q	R	S	T	Fig
23	25	56.3	90	M20x1.5	80	1	23		-	85.5	36	-	37	5

kW	da: from:	a: to:	Cambio Gearbox	Telaio Chassis
2.0 i	87/88	01.91	12.96	NG3/7 -
2.1 TD	65	01.91	12.96	NG3/7 -
2.2 i Quadra	79/81	01.91	12.96	NG3/7 -

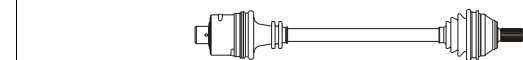
A	B	C	D	F	H	Fig	N	O	P	Q	R	S	T	Fig
23	25	56.3	90	M20x1.5	80	1	23		-	85.5	36	-	37	5



716

Outer Joint	Driveshaft	Inner Joint
RE1005	RE3047	
RE1006 abs 48	RE3088 abs 48	

Note: -



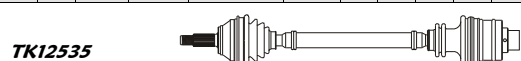
716

Inner Joint	Driveshaft	Outer Joint
	RE3047	RE1005
	RE3088 abs 48	RE1006 abs 48

A	B	C	D	F	H	Fig	N	O	P	Q	R	S	T	Fig
23	25	56.3	90	M20x1.5	80	1	27		-	85.5	40	-	37	5

kW	da: from:	a: to:	Cambio Gearbox	Telaio Chassis
2.8 i V6	110	01.91	12.96	UNI -

A	B	C	D	F	H	Fig	N	O	P	Q	R	S	T	Fig
23	25	56.3	90	M20x1.5	80	1	27		-	85.5	40	-	37	5



722

Outer Joint	Driveshaft	Inner Joint
RE1005	RE3051	
RE1006 abs 48	RE3089 abs 48	

Note: -



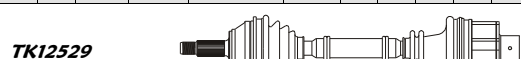
722

Inner Joint	Driveshaft	Outer Joint
	RE3051	RE1005
	RE3089 abs 48	RE1006 abs 48

A	B	C	D	F	H	Fig	N	O	P	Q	R	S	T	Fig
23	25	56.3	90	M20x1.5	80	1	37		-	85.5	29	-	37	5

kW	da: from:	a: to:	Cambio Gearbox	Telaio Chassis
2.8 i V6 Aut.	110	01.91	--	AR4 -

A	B	C	D	F	H	Fig	N	O	P	Q	R	S	T	Fig
23	25	56.3	90	M20x1.5	80	1	37		-	85.5	30	-	37	5



559

Outer Joint	Driveshaft	Inner Joint
RE1005	RE3244	
RE1006 abs 48	RE3246 abs 48	
RE1017 abs 92	RE3248 abs 92	

Note: -



701

Inner Joint	Driveshaft	Outer Joint
	RE3260	RE1005
	RE3262 abs 48	RE1006 abs 48
	RE3264 abs 92	RE1017 abs 92

Espace II (Serie J/S63_ - Rear)

A	B	C	D	F	H	Fig	N	O	P	Q	R	S	T	Fig
21		46.3	86.5	M20x1.5	84		-		85.5	108	-	-	37	5

kW	da: from:	a: to:	Cambio Gearbox	Telaio Chassis
2.2 i Quadra	79/81	01.91	12.96	NG3/7 -

A	B	C	D	F	H	Fig	N	O	P	Q	R	S	T	Fig
21		46.3	86.5	M20x1.5	84		-		85.5	108	-	-	37	5



525

Outer Joint	Driveshaft	Inner Joint
	RE3091	
	RE3275 abs 48	

Note: -



525

Inner Joint	Driveshaft	Outer Joint
	RE3091	
	RE3275 abs 48	



Sinistra / Left

Renault

Destra / Right




Espace III (Serie JE_ - Front)

A	B	C	D	F	H	Fig	N	O	P	Q	R	S	T	Fig
27	25	64	90	M22x1.5	90	1	-	-	-	-	-	-	-	-

kW	da: from:	a: to:	Cambio Gearbox	Telaio Chassis
1.9 dTi	72	02.99	--	-
2.0	84	07.97	10.00	-
2.0	102	09.01	--	-
2.0 i 16V	103	10.98	--	-

A	B	C	D	F	H	Fig	N	O	P	Q	R	S	T	Fig
27	25	64	90	M22x1.5	90	1	-	-	-	-	-	-	-	-

TK12529



729

Outer Joint

Driveshaft

Inner Joint


RE1031
RE1032 abs 44

RE3181
RE3183 abs 44

Note: -

A	B	C	D	F	H	Fig	N	O	P	Q	R	S	T	Fig
27	25	64	90	M22x1.5	90	1	-	-	-	-	-	-	-	-

TK12529



729

Outer Joint

Driveshaft

Inner Joint

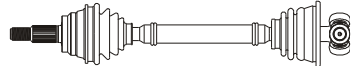
RE1031
RE1032 abs 44

RE3181
RE3183 abs 44

Note: -

A	B	C	D	F	H	Fig	N	O	P	Q	R	S	T	Fig
27	25	64	90	M22x1.5	90	1	39	-	39	-	-	422	-	-

TK12529



619

Outer Joint

Driveshaft

Inner Joint

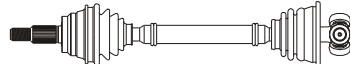
RE1031
RE1032 abs 44

RE3185
RE3164 abs 44

Note: -

A	B	C	D	F	H	Fig	N	O	P	Q	R	S	T	Fig
27	25	64	90	M22x1.5	90	1	-	-	-	-	37	-	-	-

TK12529



Outer Joint

Driveshaft

Inner Joint

RE1031

RE3166

Note: -

A	B	C	D	F	H	Fig	N	O	P	Q	R	S	T	Fig
27	25	64	90	M22x1.5	90	1	23	-	-	-	-	-	-	-



772

Inner Joint

Driveshaft

Outer Joint

RE3182
RE3184 abs 44

RE1031
RE1032 abs 44

Inner Joint

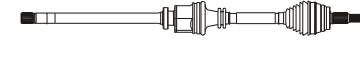
Driveshaft

Outer Joint

RE3407
RE3408 abs 44

RE1031
RE1032 abs 44

A	B	C	D	F	H	Fig	N	O	P	Q	R	S	T	Fig
27	25	64	90	M22x1.5	90	1	39	-	39	-	-	422	-	-



976

Inner Joint

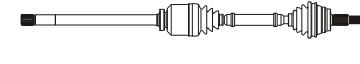
Driveshaft

Outer Joint

RE3186
RE3165 abs 44

RE1031
RE1032 abs 44

A	B	C	D	F	H	Fig	N	O	P	Q	R	S	T	Fig
27	25	64	90	M22x1.5	90	1	-	-	-	82	-	-	-	-



Inner Joint

Driveshaft

Outer Joint

RE3167

RE1031



Sinistra / Left

Renault

Destra / Right



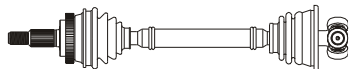
Espace III (Serie JE_ - Front)

A	B	C	D	F	H	Fig	N	O	P	Q	R	S	T	Fig
27	25	64	90	M22x1.5	90	1	-	-	-	-	-	-	-	-

3.0 12V kW da: a: Cambio Telaio
 from: to: Gearbox Chassis

123 11.96 10.98 - -

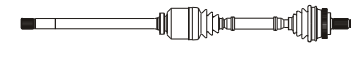
TK12529



Outer Joint	Driveshaft	Inner Joint
RE1032 abs 44	RE3168 abs 44	

Note : -

A	B	C	D	F	H	Fig	N	O	P	Q	R	S	T	Fig
27	25	64	90	M22x1.5	90	1	-	-	-	-	-	-	-	-



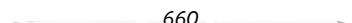
Inner Joint	Driveshaft	Outer Joint
	RE3169 abs 44	RE1032 abs 44

Espace IV (Serie JK0/1_ - Front)

A	B	C	D	F	H	Fig	N	O	P	Q	R	S	T	Fig
27	37	56.7	104	M22x1.5	-	3	-	-	-	-	-	-	-	-

1.9 dCi kW da: a: Cambio Telaio
 from: to: Gearbox Chassis


88 11.02 ---- PK6 -
 2.0 16v 100/125 11.02 ---- PK6 -
 2.0 T 120 11.02 ---- PK6 -



Outer Joint	Driveshaft	Inner Joint
RE1087	RE3413	

Note : -

A	B	C	D	F	H	Fig	N	O	P	Q	R	S	T	Fig
27	37	56.7	104	M22x1.5	-	3	39	-	30	-	-	363	-	-



Inner Joint	Driveshaft	Outer Joint
	RE3414	RE1087



Fuego (Serie 136_ - Front)

A	B	C	D	F	H	Fig	N	O	P	Q	R	S	T	Fig
23		56.3	86.5	M20x1.5	80.5		23		-	87	36	-	34	5

1.4 kW da: a: Cambio Telaio
 from: to: Gearbox Chassis

47 08.82 12.86 - -
 1.6 - 08.82 12.86 - -



K12510



Outer Joint	Driveshaft	Inner Joint
	RE3019	

Note : -

A	B	C	D	F	H	Fig	N	O	P	Q	R	S	T	Fig
23		56.3	86.5	M20x1.5	80.5		23		-	87	36	-	34	5



Inner Joint	Driveshaft	Outer Joint
	RE3019	



Sinistra / Left

Renault

Destra / Right




Fuego (Serie 136_ - Front)

A	B	C	D	F	H	Fig	N	O	P	Q	R	S	T	Fig
23	25	56.3	90	M20x1.5	80	1	23		-	84.5	36	-	34	5

kW	da:	a:	Cambio	Telaio	
from:	to:	to:	Gearbox	Chassis	
1.6 Turbo	-	01.80	12.86	-	-
2.0	-	08.82	12.86	-	-
2.1 TD	-	08.82	12.84	-	-

A	B	C	D	F	H	Fig	N	O	P	Q	R	S	T	Fig
23	25	56.3	90	M20x1.5	80	1	23		-	84.5	36	-	34	5

K12540



680

Outer Joint


Driveshaft

Inner Joint

RE1005

RE3020

Note : -



680

Inner Joint

Driveshaft

Outer Joint

RE3020

RE1005


Laguna (Serie B56_ - Front)

A	B	C	D	F	H	Fig	N	O	P	Q	R	S	T	Fig
23	32	57	86	M20x1.5	84	3	-		-	-	-	24	30	5

kW	da:	a:	Cambio	Telaio	
from:	to:	to:	Gearbox	Chassis	
1.6 16V	79	11.97	03.01	-	-
1.8 16v	88	03.98	03.01	-	-
1.9 dTi	72	07.98	03.01	-	-
2.0 16v	103	09.99	03.01	-	-

A	B	C	D	F	H	Fig	N	O	P	Q	R	S	T	Fig
23	32	57	86	M20x1.5	84	3	23		-	-	-	86	30	5

TK12529



706

Outer Joint

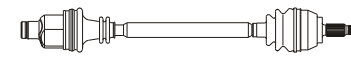
Driveshaft

Inner Joint

RE1029

RE3229

Note : -



747

Inner Joint

Driveshaft

Outer Joint

RE3230


RE1029

A	B	C	D	F	H	Fig	N	O	P	Q	R	S	T	Fig
23	25	56.3	90	M20x1.5	83	1	-		-	-	-	24	30	5

1.8 (B:25)	66/69	01.94	06.95	JB3/JC5	->950213
2.0 (B:25)	83/84	01.94	06.95	JB3/JC5	->950213

A	B	C	D	F	H	Fig	N	O	P	Q	R	S	T	Fig
23	25	56.3	90	M20x1.5	83	1	23		-	85.5	37	-	37	5

TK12529



700

Outer Joint

Driveshaft

Inner Joint


RE1007

RE1008 abs 44

RE3112

RE3114 abs 44

Note : B: 25



745

Inner Joint

Driveshaft

Outer Joint

RE3113

RE3115 abs 44

RE1007


RE1008 abs 44

A	B	C	D	F	H	Fig	N	O	P	Q	R	S	T	Fig
21	25	56.3	90	M20x1.5	83	1	-		-	-	-	-	30	-

1.8 (B:25)	66	07.95	--	JB3/JC5	950214->
2.0 (B:25)	83/84	07.95	--	JB3/JC5	950214->

A	B	C	D	F	H	Fig	N	O	P	Q	R	S	T	Fig
21	25	56.3	90	M20x1.5	83	1	23		-	-	-	-	-	-

TK12529



702

Outer Joint

Driveshaft

Inner Joint

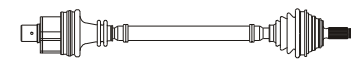
RE1001

RE1046 abs 44

RE3319

RE3321 abs 44

Note : B: 25



748

Inner Joint

Driveshaft

Outer Joint

RE3320

RE3322 abs 44

RE1001

RE1046 abs 44



Sinistra / Left

Renault

Destra / Right



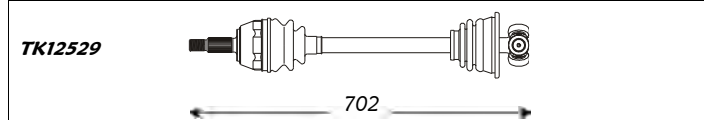
Laguna (Serie B56_ - Front)

kW	da:	a:	Cambio	Telaio
	from:	to:	Gearbox	Chassis

A	B	C	D	F	H	Fig	N	O	P	Q	R	S	T	Fig
23	29	57.4	86	M20x1.5	83	1	-	-	-	-	-	-	30	-

1.8 (B:29)
2.0 (B:29)

66/69 01.94 06.95 JB3/JC5 ->950213
83/84 01.94 06.95 JB3/JC5 ->950213

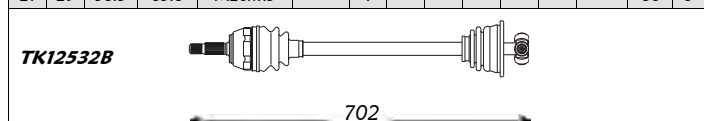


Outer Joint		Driveshaft	Inner Joint
RE1035		RE3315	
RE1036	abs 44	RE3317	abs 44

Note : B: 29

A	B	C	D	F	H	Fig	N	O	P	Q	R	S	T	Fig
21	29	56.3	83.6	M20x1.5	-	1	-	-	-	-	-	-	30	5

1.8 (B:29) 66 07.95 --... JB3/JC5 950214->
2.0 (B:29) 83/84 07.95 --... JB3/JC5 950214->




Outer Joint		Driveshaft	Inner Joint
RE1039		RE3116	
RE1040	abs 44	RE3118	abs 44

Note : B: 29

A	B	C	D	F	H	Fig	N	O	P	Q	R	S	T	Fig
23	25	56	90	M20x1.5	-	1	-	-	-	-	-	-	-	-

1.9 dCi 79 09.99 03.01 - -

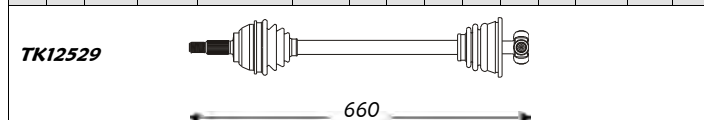


Outer Joint		Driveshaft	Inner Joint
RE1082		RE3398	

Note : -

A	B	C	D	F	H	Fig	N	O	P	Q	R	S	T	Fig
23	25	56.3	90	M20x1.5	83	1	-	-	-	-	-	24	30	5

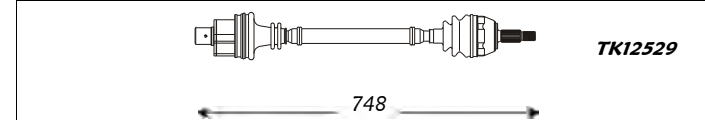
2.0 S 16V 102 03.95 --... JC5 -



Outer Joint		Driveshaft	Inner Joint
RE1007		RE3303	
RE1008	abs 44	RE3305	abs 44

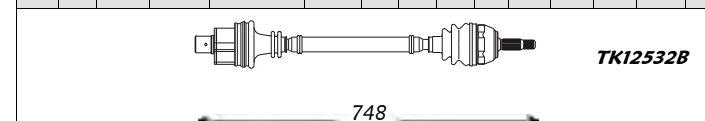
Note : -

A	B	C	D	F	H	Fig	N	O	P	Q	R	S	T	Fig
23	29	57.4	86	M20x1.5	83	1	23	-	-	-	-	-	-	-




Inner Joint		Driveshaft	Outer Joint
		RE3316	RE1035
		RE3318	RE1036
		abs 44	abs 44

A	B	C	D	F	H	Fig	N	O	P	Q	R	S	T	Fig
21	29	56.3	83.6	M20x1.5	-	1	23	-	-	85.5	40	-	37	5



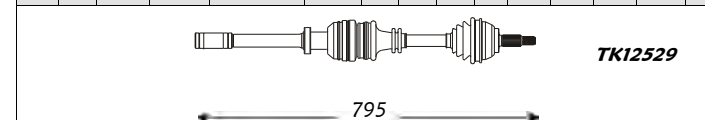
Inner Joint		Driveshaft	Outer Joint
		RE3117	RE1039
		RE3119	RE1040
		abs 44	abs 44

A	B	C	D	F	H	Fig	N	O	P	Q	R	S	T	Fig
23	25	56	90	M20x1.5	-	1	39	-	-	-	-	-	-	-



Inner Joint		Driveshaft	Outer Joint
		RE3399	RE1082

A	B	C	D	F	H	Fig	N	O	P	Q	R	S	T	Fig
23	25	56.3	90	M20x1.5	83	1	23	-	-	82	-	268	-	-



Inner Joint		Driveshaft	Outer Joint
		RE3304	RE1007
		RE3306	RE1008
		abs 44	abs 44



Sinistra / Left

Renault

Destra / Right



Laguna (Serie B56_ - Front)


kW	da:	a:	Cambio	Telaio
	from:	to:	Gearbox	Chassis

A	B	C	D	F	H	Fig	N	O	P	Q	R	S	T	Fig
23	25	56.3	90	M20x1.5	83	1	-	-	-	-	-	24	30	5

2.2 D 12V	-	01.94	03.01	JC5	-
-----------	---	-------	-------	-----	---

A	B	C	D	F	H	Fig	N	O	P	Q	R	S	T	Fig
23	25	56.3	90	M20x1.5	83	1	23	-	-	94	-	269	-	4

TK12529



659

Outer Joint

Driveshaft

Inner Joint

RE1007		RE3120	
RE1008	abs 44	RE3122	abs 44


Note : -

A	B	C	D	F	H	Fig	N	O	P	Q	R	S	T	Fig
23	25	56.3	90	M20x1.5	83	1	-	-	-	-	-	28	37	5

2.2 D Aut.	-	01.94	--	AD8	-
3.0 V6 Aut.	-	01.94	--	AD8	-

A	B	C	D	F	H	Fig	N	O	P	Q	R	S	T	Fig
23	25	56.3	90	M20x1.5	83	1	-	-	-	-	-	422	37	5

TK12529



591

Outer Joint

Driveshaft

Inner Joint

RE1007		RE3174	
RE1008	abs 44	RE3176	abs 44

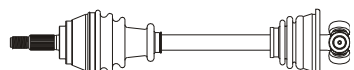
Note : -

A	B	C	D	F	H	Fig	N	O	P	Q	R	S	T	Fig
23	25	56.3	90	M20x1.5	83	1	-	-	-	-	-	-	37	-

2.2 TD	83	01.94	--	PK1	-
3.0 V6	-	01.94	--	PK1	-

A	B	C	D	F	H	Fig	N	O	P	Q	R	S	T	Fig
23	25	56.3	90	M20x1.5	83	1	39	-	-	90	-	422	-	-

TK12529



590

Outer Joint

Driveshaft

Inner Joint

RE1007		RE3132	
RE1008	abs 44	RE3134	abs 44


Note : -

A	B	C	D	F	H	Fig	N	O	P	Q	R	S	T	Fig
23	25	56.3	90	M20x1.5	83	1	-	33	-	94	-	-	-	-

tt Aut.	-	01.94	--	AD4	-
---------	---	-------	----	-----	---

A	B	C	D	F	H	Fig	N	O	P	Q	R	S	T	Fig
23	25	56.3	90	M20x1.5	83	1	-	33	-	94	-	-	-	-

TK12529



589

Outer Joint


Driveshaft

Inner Joint

RE1007		RE3297		RE2005
RE1008	abs 44	RE3299	abs 44	

Note : -

K22573



609

Inner Joint

Driveshaft

Outer Joint

RE2005		RE3298		RE1007
		RE3300	abs 44	RE1008 abs 44



Sinistra / Left

Renault

Destra / Right



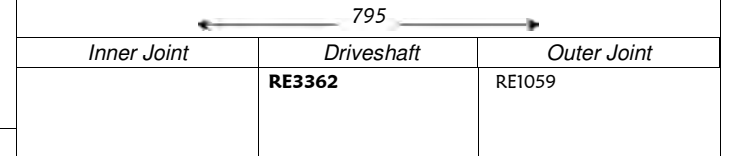
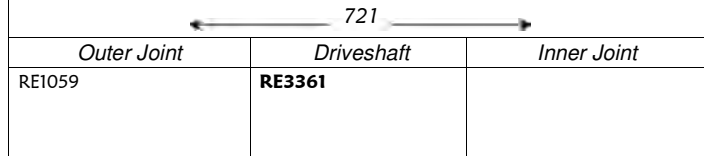
Laguna II (Serie BG01_ - Front)

<i>kW</i>	<i>da:</i>	<i>a:</i>	<i>Cambio</i>	<i>Telaio</i>
	<i>from:</i>	<i>to:</i>	<i>Gearbox</i>	<i>Chassis</i>

A	B	C	D	F	H	Fig	N	O	P	Q	R	S	T	Fig
27	30	57	82	M22x1.5	92	3	-	-	-	-	-	-	30	-

1.6 16v	79/82	03.01	----	-	-
---------	-------	-------	------	---	---

A	B	C	D	F	H	Fig	N	O	P	Q	R	S	T	Fig
27	30	57	82	M22x1.5	92	3	23	-	-	78.5	-	186	30	-

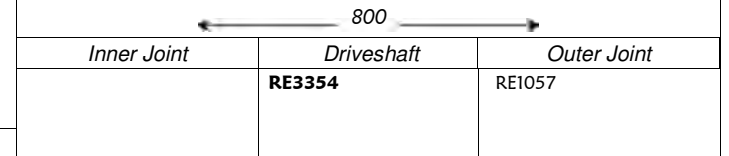
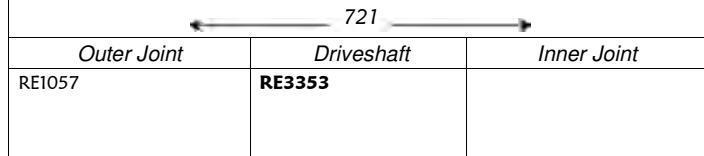


Note : -

A	B	C	D	F	H	Fig	N	O	P	Q	R	S	T	Fig
27	32	57	87.6	M22x1.5	92	3	-	-	-	-	-	-	30	-

1.8 16v	85/88/89	03.01	----	JR5	-
2.0 16v	99/103	04.01	----	JR5	-

A	B	C	D	F	H	Fig	N	O	P	Q	R	S	T	Fig
27	32	57	87.6	M22x1.5	92	3	23	-	-	68	-	186	29.7	5

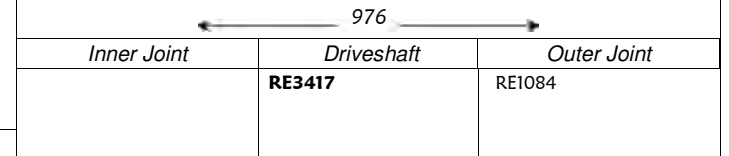
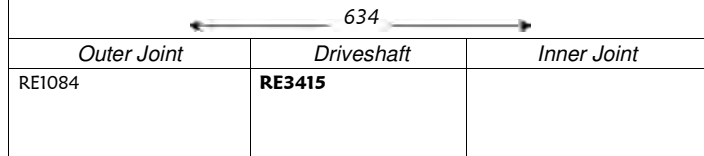


Note : -

A	B	C	D	F	H	Fig	N	O	P	Q	R	S	T	Fig
27	35	56.7	95	M22x1.5	-	3	-	-	-	-	-	-	37	-

1.9 dCi	74/81/88	03.01	----	5-6 Sp.	-
---------	----------	-------	------	---------	---

A	B	C	D	F	H	Fig	N	O	P	Q	R	S	T	Fig
27	35	56.7	95	M22x1.5	-	3	39	-	30	-	-	363	-	-

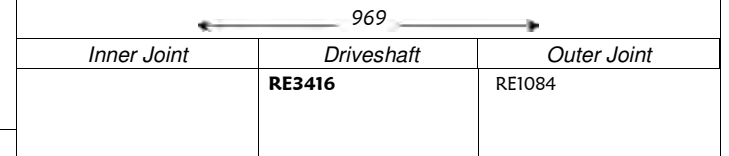
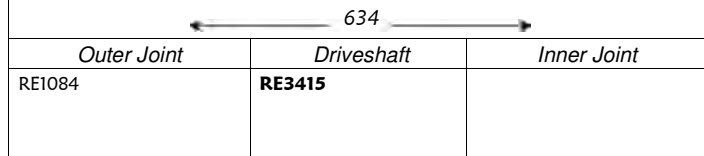


Note : -

A	B	C	D	F	H	Fig	N	O	P	Q	R	S	T	Fig
27	35	56.7	95	M22x1.5	-	3	-	-	-	-	-	-	37	-

1.9 dCi	77	06.01	----	5-6 Sp.	-
---------	----	-------	------	---------	---

A	B	C	D	F	H	Fig	N	O	P	Q	R	S	T	Fig
27	35	56.7	95	M22x1.5	-	3	39	-	30	-	-	363	-	-



Note : -



Sinistra / Left

Renault

Destra / Right




Megane (Serie BA_ - Front)

A	B	C	D	F	H	Fig	N	O	P	Q	R	S	T	Fig
21		57	86	M20x1.5	84.5		-		-	-	-	-	-	-

kW	da: from:	a: to:	Cambio Gearbox	Telaio Chassis
1.4 16V	70	03.99	--	JB1/3,JC5 -
1.6 16V	79	01.96	--	JB1/3,JC5 -


A	B	C	D	F	H	Fig	N	O	P	Q	R	S	T	Fig
21		57	86	M20x1.5	84.5		-		-	-	-	-	-	-

K22555K  **K22565**

653

Outer Joint	Driveshaft	Inner Joint
	RE3334 RE3336 abs 44	

Note: -

K22565  **K22555K**

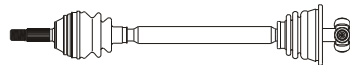
745

Inner Joint	Driveshaft	Outer Joint
	RE3335 RE3337 abs 44	

A	B	C	D	F	H	Fig	N	O	P	Q	R	S	T	Fig
21	22	51	81	M20x1.5	84	3	-		-	-	-	24	30	5

kW	da: from:	a: to:	Cambio Gearbox	Telaio Chassis
1.4 16V (BA0W)	70	03.99	--	JB1/3,JC5 -
1.4 e	55	01.96	--	JB1/3,JC5 -
1.6 e	66	01.96 03.99	JB1/3,JC5 -	
1.6 i	55	01.96 03.99	JB1/3,JC5 -	
1.9 D Eco	47	01.96	--	JB1/3,JC5 -


A	B	C	D	F	H	Fig	N	O	P	Q	R	S	T	Fig
21	22	51	81	M20x1.5	84	3	23		-	81.5	40	-	30	5

TK12592  **TK12592**

648

Outer Joint	Driveshaft	Inner Joint
RE1027 RE1028 abs 44	RE3199 RE3201 abs 44	

Note: -

TK12592  **TK12592**


742

Inner Joint	Driveshaft	Outer Joint
	RE3200 RE3202 abs 44	RE1027 RE1028 abs 44

A	B	C	D	F	H	Fig	N	O	P	Q	R	S	T	Fig
23	30	57.5	83.6	M20x1.5	86	3							-	5

kW	da: from:	a: to:	Cambio Gearbox	Telaio Chassis
1.8 16V	85	10.99	01.01	- -
1.9 dCi	75	07.00	01.01	- -
1.9 dT	66	01.96	--	JC5 -
1.9 dTi	72	03.97	--	JC5 -
1.9 dTi	59	04.99	01.01	- -
2.0 16V	108	07.96	--	JC5 -
2.0 i	84	01.96	--	JB1/3,JC5 -


A	B	C	D	F	H	Fig	N	O	P	Q	R	S	T	Fig
23	30	57.5	83.6	M20x1.5	86	3	23		-	-	-	-	-	5

TK12599  **TK12599**

655

Outer Joint	Driveshaft	Inner Joint
RE1053 abs 44	RE3330 abs 44	RE7001

Note: -

TK12599  **TK12599**


746

Inner Joint	Driveshaft	Outer Joint
	RE3331 abs 44	RE1053 abs 44

A	B	C	D	F	H	Fig	N	O	P	Q	R	S	T	Fig
23	30	57.5	83.6	M20x1.5	86	3							-	5

kW	da: from:	a: to:	Cambio Gearbox	Telaio Chassis
1.8 16V	85	02.01	--	- -
1.9 dCi	75	02.01	--	- -
1.9 dTi	59	02.01	--	- -

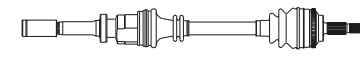
A	B	C	D	F	H	Fig	N	O	P	Q	R	S	T	Fig
23	30	57.5	83.6	M20x1.5	86	3	28		-	-	-	186	29.8	5

TK12599  **TK12599**

655

Outer Joint	Driveshaft	Inner Joint
RE1053 abs 44	RE3330 abs 44	RE7001

Note: -

TK12599  **TK12599**

750

Inner Joint	Driveshaft	Outer Joint
	RE3332 abs 44	RE1053 abs 44



Sinistra / Left

Renault

Destra / Right



Megane Cabriolet (Serie EAO_ - Front)

														kW	da:	a:	Cambio	Telaio																		
														from:	to:	Gearbox	Chassis																			
A	B	C	D	F	H	Fig	N	O	P	Q	R	S	T	Fig	1.4 16V	70	03.99	--	JB1/3,JC5	-	A	B	C	D	F	H	Fig	N	O	P	Q	R	S	T	Fig	
21		57	86	M20x1.5	84.5		-		-	-	-	-	-	-	1.6 16V	79	03.99	--	JB1/3,JC5	-	21		57	86	M20x1.5	84.5		-		-	-	-	-	-	-	-
Outer Joint				Driveshaft					Inner Joint					Inner Joint				Driveshaft					Outer Joint													
				RE3334 RE3336 abs 44														RE3335 RE3337 abs 44																		
Note: -																																				
A	B	C	D	F	H	Fig	N	O	P	Q	R	S	T	Fig	1.6 e	66	10.96	03.99	JB1/3,JC5	-	A	B	C	D	F	H	Fig	N	O	P	Q	R	S	T	Fig	
21	22	51	81	M20x1.5	84	3	-		-	-	-	24	30	5								21	22	51	81	M20x1.5	84	3	23		-	81.5	40	-	30	5
Outer Joint				Driveshaft					Inner Joint					Inner Joint				Driveshaft					Outer Joint													
RE1027 RE1028 abs 44				RE3199 RE3201 abs 44														RE3200 RE3202 abs 44					RE1027 RE1028 abs 44													
Note: -																																				
A	B	C	D	F	H	Fig	N	O	P	Q	R	S	T	Fig	2.0 16V	108	01.96	--	JC5	-	A	B	C	D	F	H	Fig	N	O	P	Q	R	S	T	Fig	
23	30	57.5	83.6	M20x1.5	86	3								5	2.0 16V	103	12.99	01.01	-	-	23	30	57.5	83.6	M20x1.5	86	3	23		-	-	-	-	-	5	
Outer Joint				Driveshaft					Inner Joint					Inner Joint				Driveshaft					Outer Joint													
RE1053 abs 44				RE3330 abs 44					RE7001									RE3331 abs 44					RE1053 abs 44													
Note: -																																				
A	B	C	D	F	H	Fig	N	O	P	Q	R	S	T	Fig	2.0 16V	103	02.01	--	-	-	A	B	C	D	F	H	Fig	N	O	P	Q	R	S	T	Fig	
23	30	57.5	83.6	M20x1.5	86	3								5							23	30	57.5	83.6	M20x1.5	86	3	28		-	-	-	186	29.8	5	
Outer Joint				Driveshaft					Inner Joint					Inner Joint				Driveshaft					Outer Joint													
RE1053 abs 44				RE3330 abs 44					RE7001									RE3332 abs 44					RE1053 abs 44													
Note: -																																				



Sinistra / Left

Renault

Destra / Right




Megane Classic (Serie LA_ - Front)

kW	da: from:	a: to:	Cambio Gearbox	Telaio Chassis
----	--------------	-----------	-------------------	-------------------

A	B	C	D	F	H	Fig	N	O	P	Q	R	S	T	Fig
21		57	86	M20x1.5	84.5	-	-	-	-	-	-	-	-	-

1.4 16V	70	03.99	--	JB1/3,JC5	-
1.6 16V	79	01.96	--	JB1/3,JC5	-


K22555K  **K22565**

653

Outer Joint	Driveshaft	Inner Joint
	RE3334 RE3336 abs 44	

Note: -

A	B	C	D	F	H	Fig	N	O	P	Q	R	S	T	Fig
21		57	86	M20x1.5	84.5	-	-	-	-	-	-	-	-	-

K22565  **K22555K**

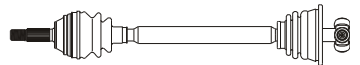
745

Inner Joint	Driveshaft	Outer Joint
	RE3335 RE3337 abs 44	

Note: -

A	B	C	D	F	H	Fig	N	O	P	Q	R	S	T	Fig
21	22	51	81	M20x1.5	84	3	-	-	-	-	-	24	30	5

1.4 16V (BA0W)	70	03.99	--	JB1/3,JC5	-
1.4 e	55	01.96	--	JB1/3,JC5	-
1.6 e	66	01.96	03.99	JB1/3,JC5	-
1.6 i	55	01.96	03.99	JB1/3,JC5	-
1.9 D Eco	47	01.96	--	JB1/3,JC5	-


TK12592  **TK12592**

648

Outer Joint	Driveshaft	Inner Joint
RE1027 RE1028 abs 44	RE3199 RE3201 abs 44	

Note: -

A	B	C	D	F	H	Fig	N	O	P	Q	R	S	T	Fig
21	22	51	81	M20x1.5	84	3	23	-	-	81.5	40	-	30	5

TK12592  **TK12592**


742

Inner Joint	Driveshaft	Outer Joint
	RE3200 RE3202 abs 44	RE1027 RE1028 abs 44

Note: -

A	B	C	D	F	H	Fig	N	O	P	Q	R	S	T	Fig
23	30	57.5	83.6	M20x1.5	86	3	-	-	-	-	-	-	-	5

1.8 16V	85	10.99	01.01	-	-
1.9 dCi	75	07.00	01.01	-	-
1.9 dT	66	01.96	--	JC5	-
1.9 dTi	72	03.97	--	JC5	-
1.9 dTi	59	04.99	01.01	-	-
2.0 16V	108	07.96	--	JC5	-
2.0 i	84	01.96	--	JB1/3,JC5	-


TK12599  **TK12599**

655

Outer Joint	Driveshaft	Inner Joint
RE1053 abs 44	RE3330 abs 44	RE7001

Note: -

A	B	C	D	F	H	Fig	N	O	P	Q	R	S	T	Fig
23	30	57.5	83.6	M20x1.5	86	3	23	-	-	-	-	-	-	5

TK12599  **TK12599**


746

Inner Joint	Driveshaft	Outer Joint
	RE3331 abs 44	RE1053 abs 44

Note: -

A	B	C	D	F	H	Fig	N	O	P	Q	R	S	T	Fig
23	30	57.5	83.6	M20x1.5	86	3	-	-	-	-	-	-	-	5

1.8 16V	85	02.01	--	-	-
1.9 dCi	75	02.01	--	-	-
1.9 dTi	59	02.01	--	-	-

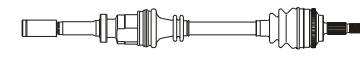
TK12599  **TK12599**

655

Outer Joint	Driveshaft	Inner Joint
RE1053 abs 44	RE3330 abs 44	RE7001

Note: -

A	B	C	D	F	H	Fig	N	O	P	Q	R	S	T	Fig
23	30	57.5	83.6	M20x1.5	86	3	28	-	-	-	186	29.8	5	

TK12599  **TK12599**

750

Inner Joint	Driveshaft	Outer Joint
	RE3332 abs 44	RE1053 abs 44

Note: -



Sinistra / Left

Renault

Destra / Right




Megane Coach (Serie DA_ - Front)

A	B	C	D	F	H	Fig	N	O	P	Q	R	S	T	Fig
21		57	86	M20x1.5	84.5	-	-	-	-	-	-	-	-	-

kW	da: from:	a: to:	Cambio Gearbox	Telaio Chassis
1.4 16V	70	03.99	--	JB1/3,JC5 -
1.6 16V	79	03.99	--	JB1/3,JC5 -
2.0 i	80/84	03.96	--	JB3,JC5 -


A	B	C	D	F	H	Fig	N	O	P	Q	R	S	T	Fig
21		57	86	M20x1.5	84.5	-	-	-	-	-	-	-	-	-

K22555K  **K22565**

653

Outer Joint	Driveshaft	Inner Joint
	RE3334 RE3336 abs 44	

Note: -

K22565  **K22555K**

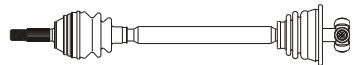
745

Inner Joint	Driveshaft	Outer Joint
	RE3335 RE3337 abs 44	

A	B	C	D	F	H	Fig	N	O	P	Q	R	S	T	Fig
21	22	51	81	M20x1.5	84	3	-	-	-	-	-	24	30	5

1.6 e	66	10.96	03.99	JB1/3,JC5 -
-------	----	-------	-------	-------------


A	B	C	D	F	H	Fig	N	O	P	Q	R	S	T	Fig
21	22	51	81	M20x1.5	84	3	23	-	-	81.5	40	-	30	5

TK12592  **TK12592**

648

Outer Joint	Driveshaft	Inner Joint
RE1027 RE1028 abs 44	RE3199 RE3201 abs 44	

Note: -

TK12592  **TK12592**


742

Inner Joint	Driveshaft	Outer Joint
	RE3200 RE3202 abs 44	RE1027 RE1028 abs 44

A	B	C	D	F	H	Fig	N	O	P	Q	R	S	T	Fig
23	30	57.5	83.6	M20x1.5	86	3	-	-	-	-	-	-	-	5

2.0 16V	108	01.96	--	JC5 -
2.0 16V	103	12.99	01.01	- -


A	B	C	D	F	H	Fig	N	O	P	Q	R	S	T	Fig
23	30	57.5	83.6	M20x1.5	86	3	23	-	-	-	-	-	-	5

TK12599  **TK12599**

655

Outer Joint	Driveshaft	Inner Joint
RE1053 abs 44	RE3330 abs 44	RE7001

Note: -

TK12599  **TK12599**


746

Inner Joint	Driveshaft	Outer Joint
	RE3331 abs 44	RE1053 abs 44

A	B	C	D	F	H	Fig	N	O	P	Q	R	S	T	Fig
23	30	57.5	83.6	M20x1.5	86	3	-	-	-	-	-	-	-	5

2.0 16V	103	02.01	--	- -
---------	-----	-------	----	-----

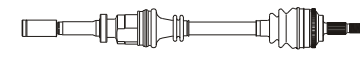
A	B	C	D	F	H	Fig	N	O	P	Q	R	S	T	Fig
23	30	57.5	83.6	M20x1.5	86	3	28	-	-	-	-	186	29.8	5

TK12599  **TK12599**

655

Outer Joint	Driveshaft	Inner Joint
RE1053 abs 44	RE3330 abs 44	RE7001

Note: -

TK12599  **TK12599**

750

Inner Joint	Driveshaft	Outer Joint
	RE3332 abs 44	RE1053 abs 44



Sinistra / Left

Renault

Destra / Right



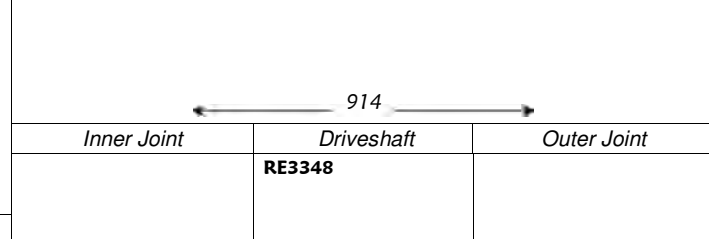
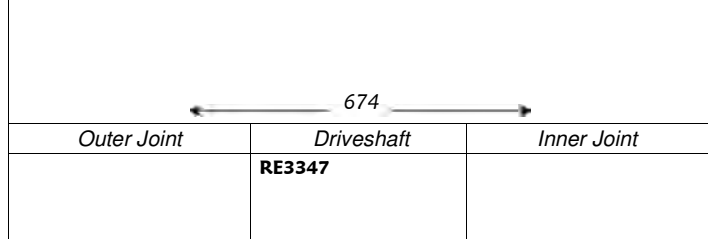
Megane II (Front)

<i>kW</i>	<i>da:</i>	<i>a:</i>	<i>Cambio</i>	<i>Telaio</i>
	<i>from:</i>	<i>to:</i>	<i>Gearbox</i>	<i>Chassis</i>

A	B	C	D	F	H	Fig	N	O	P	Q	R	S	T	Fig
23		-	-	-	-	26			40	-	-	63.2	-	5

1.4 16v	60/72	11.02	----	-	-
1.5 dCi	60/63/74/78	11.02	----	5 Sp.	-

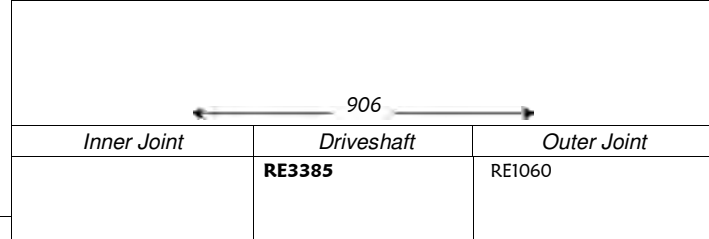
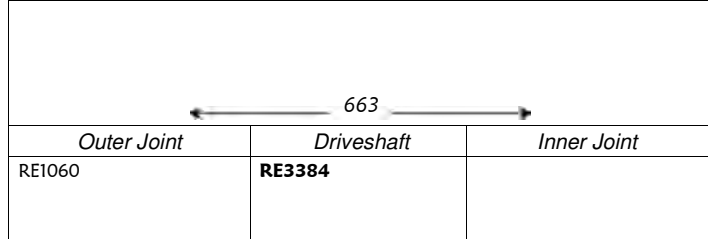
A	B	C	D	F	H	Fig	N	O	P	Q	R	S	T	Fig
23		-	-	-	-	26			33	-	-	325	-	5



A	B	C	D	F	H	Fig	N	O	P	Q	R	S	T	Fig
25	33	53	83	M20x1.5	88	3	26		40	-	-	63.2	-	5

1.5 dCi	74/76/78	10.03	----	6 Sp.	-
---------	----------	-------	------	-------	---

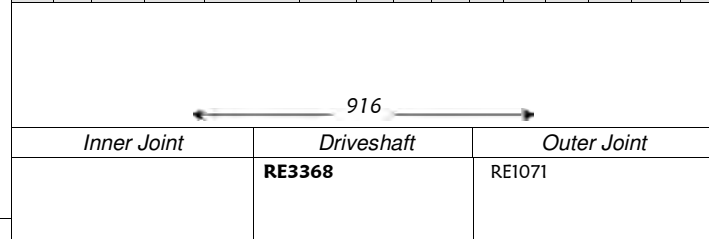
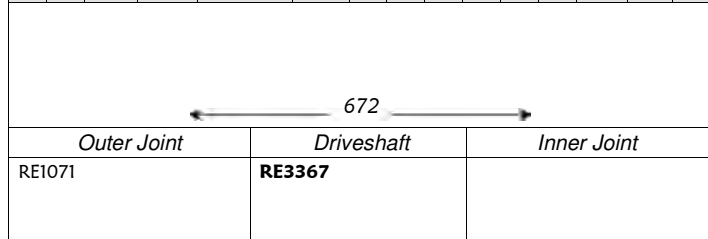
A	B	C	D	F	H	Fig	N	O	P	Q	R	S	T	Fig
25	33	53	83	M20x1.5	88	3	26		33	-	-	325	-	5



A	B	C	D	F	H	Fig	N	O	P	Q	R	S	T	Fig
23	30	49	84	M20x1.5	86	3	26		40	-	-	63.2	-	5

1.6 16v	82/83	11.02	----	-	-
---------	-------	-------	------	---	---

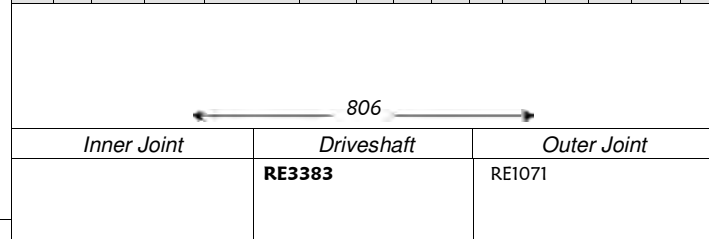
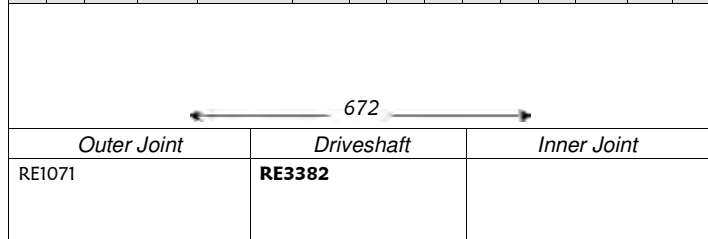
A	B	C	D	F	H	Fig	N	O	P	Q	R	S	T	Fig
23	30	49	84	M20x1.5	86	3	26		33	-	-	325	-	5



A	B	C	D	F	H	Fig	N	O	P	Q	R	S	T	Fig
23	30	49	84	M20x1.5	86	3	26		-	-	-	42.5	-	-

1.6 16v Aut.	82/83	11.02	----	-	-
--------------	-------	-------	------	---	---

A	B	C	D	F	H	Fig	N	O	P	Q	R	S	T	Fig
23	30	49	84	M20x1.5	86	3	23		-	-	-	217	-	-





Sinistra / Left

Renault

Destra / Right



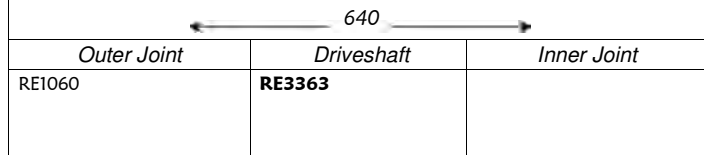
Megane II (Front)

A	B	C	D	F	H	Fig	N	O	P	Q	R	S	T	Fig
25	33	53	83	M20x1.5	88	3	39		39	81	-	66	35,5	5

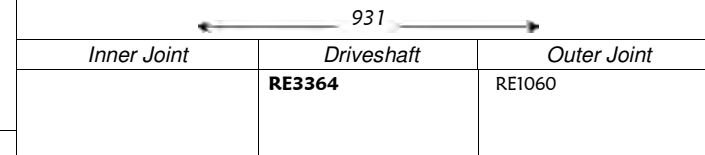
1.9 dCi kW da: a: Cambio Telaio
 from: to: Gearbox Chassis

68/81/88/96 11.02 ---- 6 Sp. -

A	B	C	D	F	H	Fig	N	O	P	Q	R	S	T	Fig
25	33	53	83	M20x1.5	88	3	39		33	81	-	351	35,5	5



Note: -

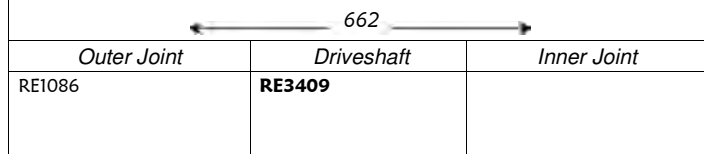


A	B	C	D	F	H	Fig	N	O	P	Q	R	S	T	Fig
27	33	56.7	84	M22x1.5	-	3	39		39	-	-	65.5	-	-

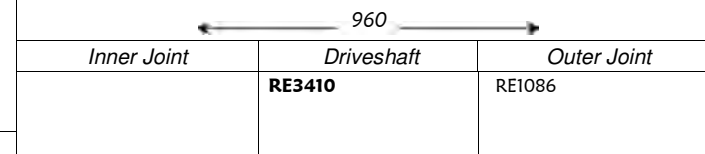
2.0 16v Sport kW da: a: Cambio Telaio
 from: to: Gearbox Chassis

165 05.04 ---- 6 Sp. -

A	B	C	D	F	H	Fig	N	O	P	Q	R	S	T	Fig
27	33	56.7	84	M22x1.5	-	3	39		33	-	-	351	-	-



Note: -



Megane Scénic (Serie JAO_ - Front)

A	B	C	D	F	H	Fig	N	O	P	Q	R	S	T	Fig
21	22	51	81	M20x1.5	84	3	-		-	-	-	24	30	5

1.4 i kW da: a: Cambio Telaio
 from: to: Gearbox Chassis

55 01.97 -- -- JB1/3,JC5 -

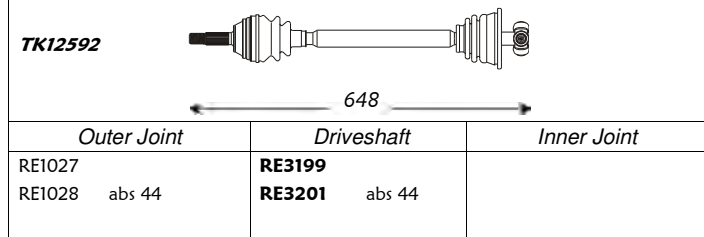
1.6 e 66 01.97 09.98 JB1/3 -

1.6 i 55 01.97 09.98 JB1/3 -

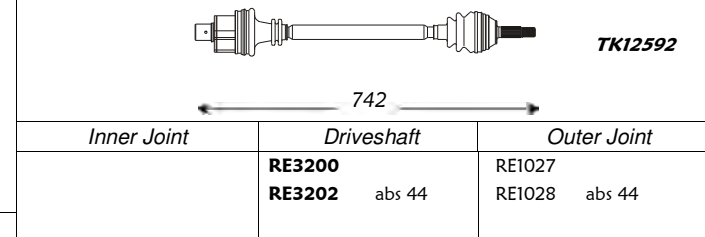
1.9 D 47 03.97 09.99 JB3,JC5 -

1.9 dT 66 01.97 09.99 JC5 -

A	B	C	D	F	H	Fig	N	O	P	Q	R	S	T	Fig
21	22	51	81	M20x1.5	84	3	23		-	81.5	40	-	30	5



Note: -



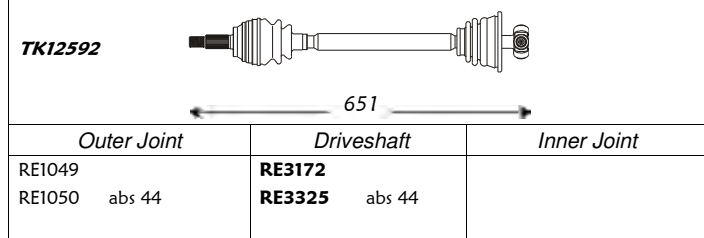
A	B	C	D	F	H	Fig	N	O	P	Q	R	S	T	Fig
23	22	57	81	M20x1.5	84	3	-		-	-	-	-	30	5

1.6 16V kW da: a: Cambio Telaio
 from: to: Gearbox Chassis

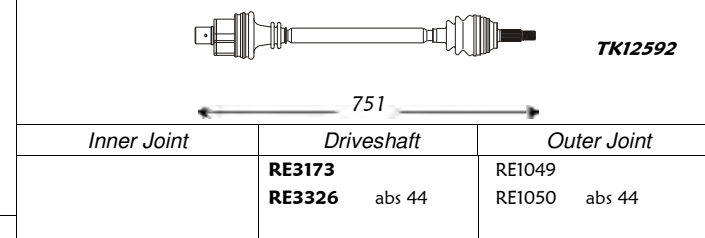
79 01.97 06.98 JB1/3,JC5 -

2.0 i 80/84 01.97 06.98 JB3,JC5 -

A	B	C	D	F	H	Fig	N	O	P	Q	R	S	T	Fig
23	22	57	81	M20x1.5	84	3	23		-	71.5	35	-	-	-



Note: -





Sinistra / Left

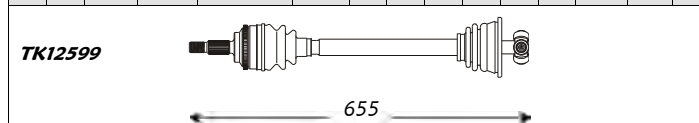
Renault

Destra / Right



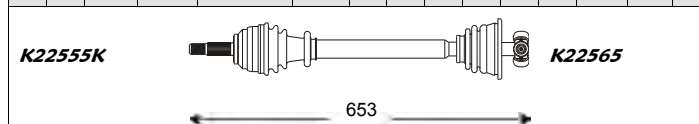
Megane Scénic (Serie JAO_ - Front)

A	B	C	D	F	H	Fig	N	O	P	Q	R	S	T	Fig
23	30	57.5	83.6	M20x1.5	86	3							-	5



Outer Joint	Driveshaft	Inner Joint
RE1053 abs 44	RE3330 abs 44	RE7001

A	B	C	D	F	H	Fig	N	O	P	Q	R	S	T	Fig
21		57	86	M20x1.5	84.5		-		-	-	-	-	-	-

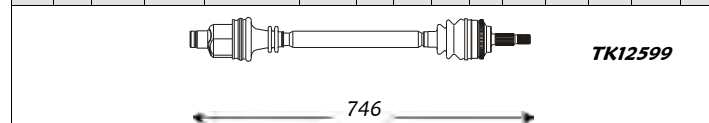


Outer Joint	Driveshaft	Inner Joint
	RE3334 RE3336 abs 44	

Note : -

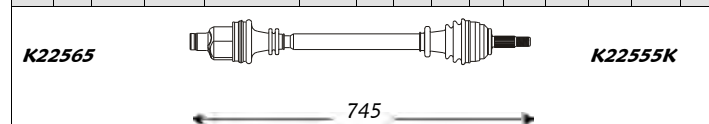
kW	da:	a:	Cambio	Telaio
from:	to:	to:	Gearbox	Chassis
79	07.98	03.99	JB3,JC5 -	
72	03.97	--	JC5 -	
80/84	07.98	03.99	JB3,JC5 -	

A	B	C	D	F	H	Fig	N	O	P	Q	R	S	T	Fig
23	30	57.5	83.6	M20x1.5	86	3	23		-	-	-	-	-	5



Inner Joint	Driveshaft	Outer Joint
	RE3331 abs 44	RE1053 abs 44

A	B	C	D	F	H	Fig	N	O	P	Q	R	S	T	Fig
21		57	86	M20x1.5	84.5		-		-	-	-	-	-	-

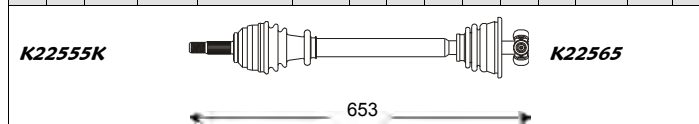


Inner Joint	Driveshaft	Outer Joint
	RE3335 RE3337 abs 44	

Note : -

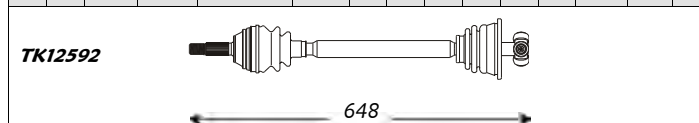
Megane SW (Serie KA_ - Front)

A	B	C	D	F	H	Fig	N	O	P	Q	R	S	T	Fig
21		57	86	M20x1.5	84.5		-		-	-	-	-	-	-



Outer Joint	Driveshaft	Inner Joint
	RE3334 RE3336 abs 44	

A	B	C	D	F	H	Fig	N	O	P	Q	R	S	T	Fig
21	22	51	81	M20x1.5	84	3	-		-	-	-	24	30	5

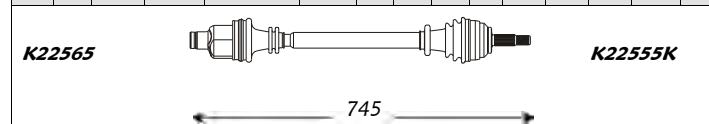


Outer Joint	Driveshaft	Inner Joint
RE1027 RE1028 abs 44	RE3199 RE3201 abs 44	

Note : -


kW	da:	a:	Cambio	Telaio
from:	to:	to:	Gearbox	Chassis
70	03.99	--	JB1/3,JC5 -	
79	03.99	--	JB1/3 -	

A	B	C	D	F	H	Fig	N	O	P	Q	R	S	T	Fig
21		57	86	M20x1.5	84.5		-		-	-	-	-	-	-



Inner Joint	Driveshaft	Outer Joint
	RE3335 RE3337 abs 44	

A	B	C	D	F	H	Fig	N	O	P	Q	R	S	T	Fig
21	22	51	81	M20x1.5	84	3	23		-	81.5	40	-	30	5



Inner Joint	Driveshaft	Outer Joint
	RE3200 RE3202 abs 44	RE1027 RE1028 abs 44

Note : -



Sinistra / Left

Renault

Destra / Right



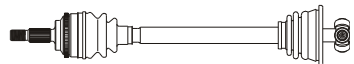
Megane SW (Serie KA_ - Front)

A	B	C	D	F	H	Fig	N	O	P	Q	R	S	T	Fig
23	30	57.5	83.6	M20x1.5	86	3							-	5

kW	da: from:	a: to:	Cambio Gearbox	Telaio Chassis	
1.8 16V	85	03.99	01.01	-	-
1.9 dCi	75	03.99	01.01	-	-
1.9 dTi	72	03.97	--	JC5	-
1.9 dTi	59	03.99	01.01	-	-

A	B	C	D	F	H	Fig	N	O	P	Q	R	S	T	Fig
23	30	57.5	83.6	M20x1.5	86	3	23		-	-	-	-	-	5

TK12599



655

Outer Joint

Driveshaft

Inner Joint

RE1053 abs 44


RE3330 abs 44

RE7001

Note : -

A	B	C	D	F	H	Fig	N	O	P	Q	R	S	T	Fig
23	30	57.5	83.6	M20x1.5	86	3							-	5

TK12599



655

Outer Joint

Driveshaft

Inner Joint

RE1053 abs 44

RE3330 abs 44

RE7001

Note : -

Modus (Serie F/JPO_ - Front)

A	B	C	D	F	H	Fig	N	O	P	Q	R	S	T	Fig
23	28	49	76	M20x1.5	-	3	26		40	-	-	62	-	-

kW	da: from:	a: to:	Cambio Gearbox	Telaio Chassis	
1.2	48/55	05.05	----	-	-
1.2 16v	74	05.07	----	-	-

A	B	C	D	F	H	Fig	N	O	P	Q	R	S	T	Fig
23	28	49	76	M20x1.5	-	3	26		33	-	-	273	-	-

649

Outer Joint

Driveshaft

Inner Joint

RE1080

RE3411

Note : -

A	B	C	D	F	H	Fig	N	O	P	Q	R	S	T	Fig
23	30	49	84	M20x1.5	86	3	26		40	79	-	64	-	5

kW	da: from:	a: to:	Cambio Gearbox	Telaio Chassis	
1.4 16v	72	12.04	----	-	-
1.5 dCi	50/63/76	12.04	----	-	-

A	B	C	D	F	H	Fig	N	O	P	Q	R	S	T	Fig
23	29	49	80	M20x1.5	-	3	26		33	79	-	326	-	5

658

Outer Joint

Driveshaft

Inner Joint

RE1071

RE3374

Note : -

889

Inner Joint

Driveshaft

Outer Joint

RE3412

RE1080

896

Inner Joint

Driveshaft

Outer Joint

RE3375

RE1072



Sinistra / Left

Renault

Destra / Right

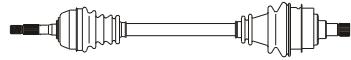


Rodeo (Serie 4/6 - Front)

A	B	C	D	F	H	Fig	N	O	P	Q	R	S	T	Fig
23		36.5	76.5	M16x1.5	90		22		36	81.5	22	48	30	5

1.1 kW da: 25/34 a: 08.71 11.81 Cambio - - Telaio - -
 from: to: Gearbox Chassis

A	B	C	D	F	H	Fig	N	O	P	Q	R	S	T	Fig
23		36.5	76.5	M16x1.5	90		22		36	81.5	22	48	30	5



668

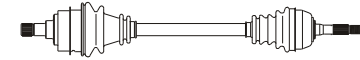
Outer Joint

Driveshaft

Inner Joint

RE3004

Note : -



668

Inner Joint

Driveshaft

Outer Joint

RE3004


Safrane I (Serie B54_ - Front)

A	B	C	D	F	H	Fig	N	O	P	Q	R	S	T	Fig
23	25	56.3	90	M20x1.5	83	1	-	-	-	-	-	28	37	5

2.0 kW da: 77 a: 03.92 07.96 Cambio PK1 - Telaio -
 from: to: Gearbox Chassis

A	B	C	D	F	H	Fig	N	O	P	Q	R	S	T	Fig
23	25	56.3	90	M20x1.5	83	1	-	-	-	-	-	28	37	5

TK12529



600

Outer Joint


Driveshaft

Inner Joint

RE1007
RE1021 abs 30

RE3124
RE3126 abs 30

Note : -



541

Inner Joint

Driveshaft

Outer Joint


RE3125
RE3127 abs 30 RE1007
RE1021 abs 30

A	B	C	D	F	H	Fig	N	O	P	Q	R	S	T	Fig
23	25	56.3	90	M20x1.5	83	1	-	-	-	-	-	28	37	5

2.0 Aut. kW da: - a: 03.92 07.96 Cambio AD8 - Telaio -
 2.2 Aut. 79/101 03.92 07.96 AD8 -
 3.0 i V6 Aut. 123 03.92 07.96 AD8 -

A	B	C	D	F	H	Fig	N	O	P	Q	R	S	T	Fig
23	25	56.3	90	M20x1.5	83	1	39	-	-	94	-	429	-	-

TK12529



605

Outer Joint

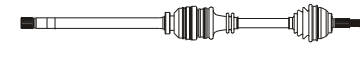
Driveshaft

Inner Joint

RE1007
RE1021 abs 30

RE3271
RE3273 abs 30

Note : -



980

Inner Joint

Driveshaft

Outer Joint

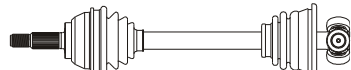
RE3272
RE3274 abs 30 RE1007
RE1021 abs 30

A	B	C	D	F	H	Fig	N	O	P	Q	R	S	T	Fig
23	25	56.3	90	M20x1.5	83	1	-	-	-	-	-	28	37	5

2.0 i kW da: 77 a: 03.92 07.96 Cambio PK7/9 - Telaio -

A	B	C	D	F	H	Fig	N	O	P	Q	R	S	T	Fig
23	25	56.3	90	M20x1.5	83	1	39	-	30	82	-	421	37	5

TK12529



534

Outer Joint


Driveshaft

Inner Joint

RE1007
RE1021 abs 30

RE3281
RE3283 abs 30

Note : -



975

Inner Joint

Driveshaft

Outer Joint

RE3282
RE3284 abs 30 RE1007
RE1021 abs 30



Sinistra / Left

Renault

Destra / Right



Safrane I (Serie B54_ - Front)

kW	da:	a:	Cambio	Telaio
	from:	to:	Gearbox	Chassis

A	B	C	D	F	H	Fig	N	O	P	Q	R	S	T	Fig
23	25	56.3	90	M20x1.5	83	1	-	-	-	-	-	28	37	5

2.5 TD	83	03.92	07.96	PK1	-
--------	----	-------	-------	-----	---

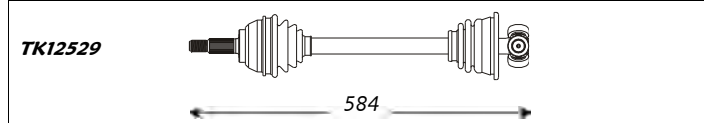
A	B	C	D	F	H	Fig	N	O	P	Q	R	S	T	Fig
23	25	56.3	90	M20x1.5	83	1	39	-	30	94	31	450	-	-

2.5 TD Aut.	83	03.92	07.96	AD8	-
-------------	----	-------	-------	-----	---

3.0 Biturbo 4X4	193	02.93	07.96	PK7/9	-
-----------------	-----	-------	-------	-------	---

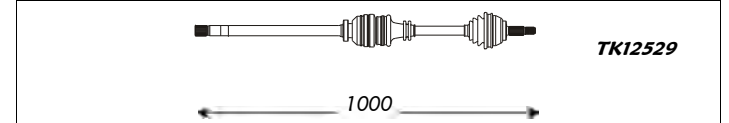
3.0 i V6	123	03.92	07.96	PK7	-
----------	-----	-------	-------	-----	---

3.0 i V6 4x4	123	03.92	07.96	PK7	-
--------------	-----	-------	-------	-----	---



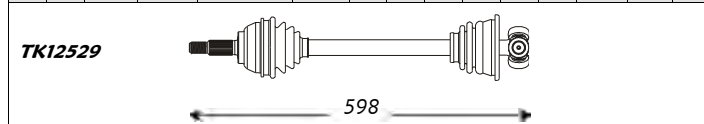
Outer Joint	Driveshaft	Inner Joint
RE1007 RE1021 abs 30	RE3285 RE3287 abs 30	

Note: -



Inner Joint	Driveshaft	Outer Joint
	RE3286 RE3288 abs 30	RE1007 RE1021 abs 30

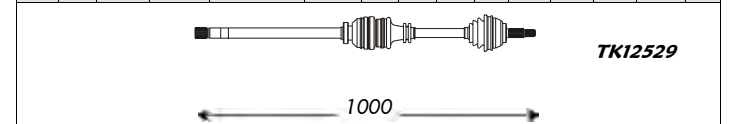
A	B	C	D	F	H	Fig	N	O	P	Q	R	S	T	Fig
23	25	56.3	90	M20x1.5	83	1	-	-	-	-	-	28	37	5



Outer Joint	Driveshaft	Inner Joint
RE1007 RE1021 abs 30	RE3145 RE3147 abs 30	

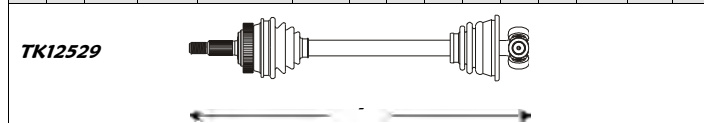
Note: -

A	B	C	D	F	H	Fig	N	O	P	Q	R	S	T	Fig
23	25	56.3	90	M20x1.5	83	1	39	-	30	94	31	450	-	-



Inner Joint	Driveshaft	Outer Joint
	RE3286 RE3288 abs 30	RE1007 RE1021 abs 30

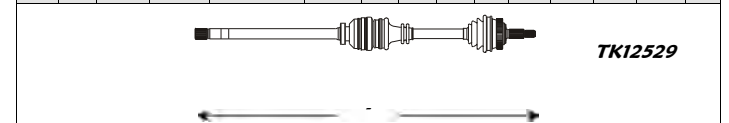
A	B	C	D	F	H	Fig	N	O	P	Q	R	S	T	Fig
23	25	56.3	90	M20x1.5	83	1	-	-	-	-	-	-	-	-



Outer Joint	Driveshaft	Inner Joint
RE1021 abs 30	RE3151 abs 30	

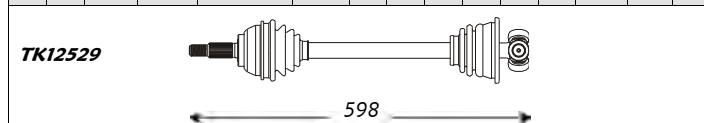
Note: -

A	B	C	D	F	H	Fig	N	O	P	Q	R	S	T	Fig
23	25	56.3	90	M20x1.5	83	1	-	-	-	-	-	-	-	-



Inner Joint	Driveshaft	Outer Joint
	RE3152 abs 30	RE1021 abs 30

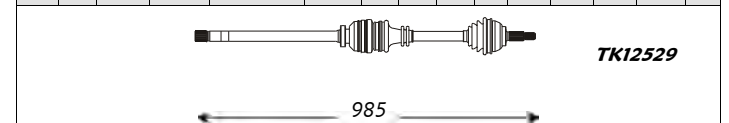
A	B	C	D	F	H	Fig	N	O	P	Q	R	S	T	Fig
23	25	56.3	90	M20x1.5	83	1	-	-	-	-	-	28	37	5



Outer Joint	Driveshaft	Inner Joint
RE1007 RE1021 abs 30	RE3145 RE3147 abs 30	

Note: -

A	B	C	D	F	H	Fig	N	O	P	Q	R	S	T	Fig
23	25	56.3	90	M20x1.5	83	1	39	-	30	94	-	435	-	-



Inner Joint	Driveshaft	Outer Joint
	RE3146 RE3148 abs 30	RE1007 RE1021 abs 30



Sinistra / Left

Renault

Destra / Right

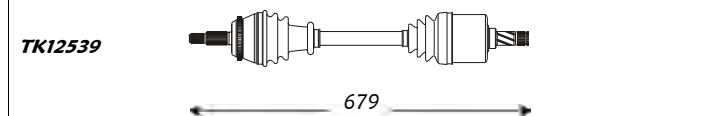


Safrane II (Serie B54_ - Front)

A	B	C	D	F	H	Fig	N	O	P	Q	R	S	T	Fig
23	27	56.3	98	M20x1.5	84	3	26		40	96	26	67	-	-

2.0 16V kW da: a: Cambio Telaio
 from: to: Gearbox Chassis

100 07.96 12.00 - -



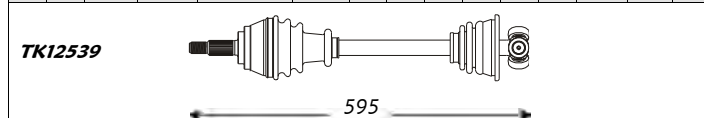
Outer Joint		Driveshaft	Inner Joint
RE1026	abs 30	RE3189	abs 30

Note : -

A	B	C	D	F	H	Fig	N	O	P	Q	R	S	T	Fig
23	27	56.3	98	M20x1.5	84	1	-		-	-	-	-	37	5

2.2 TD 12V kW da: a: Cambio Telaio
 from: to: Gearbox Chassis

83 07.96 12.00 PK1 -



Outer Joint		Driveshaft	Inner Joint
RE1023		RE3195	
RE1026	abs 30	RE3197	abs 30

Note : -

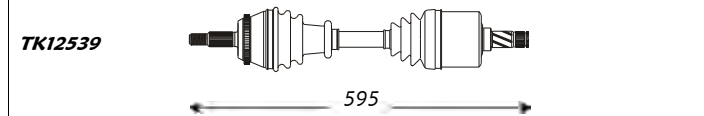
A	B	C	D	F	H	Fig	N	O	P	Q	R	S	T	Fig
23	27	56.3	98	M20x1.5	84	3	26		40	96	24	67.5	-	-

2.5 20V kW da: a: Cambio Telaio
 from: to: Gearbox Chassis

121 07.96 12.00 VM1 -

2.5 20V Aut. kW da: a: Cambio Telaio
 from: to: Gearbox Chassis

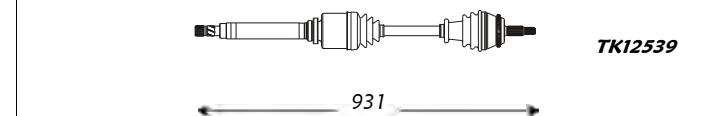
121 07.96 12.00 SU0 -



Outer Joint		Driveshaft	Inner Joint
RE1026	abs 30	RE3193	abs 30

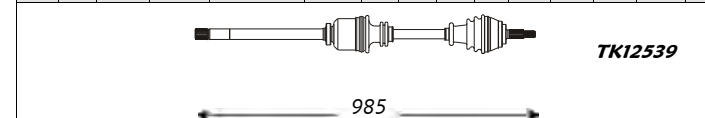
Note : -

A	B	C	D	F	H	Fig	N	O	P	Q	R	S	T	Fig
23	27	56.3	98	M20x1.5	84	3	26		-	96	26	335	-	-



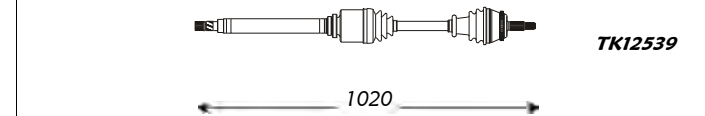
Inner Joint		Driveshaft	Outer Joint
		RE3190	abs 30
			RE1026 abs 30

A	B	C	D	F	H	Fig	N	O	P	Q	R	S	T	Fig
23	27	56.3	98	M20x1.5	84	1	39		-	91	36	393	41	-



Inner Joint		Driveshaft	Outer Joint
		RE3196	
		RE3198	abs 30
			RE1023 abs 30

A	B	C	D	F	H	Fig	N	O	P	Q	R	S	T	Fig
23	27	56.3	98	M20x1.5	84	3	26		75	96	26	410	-	-



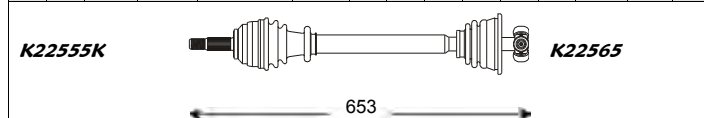
Inner Joint		Driveshaft	Outer Joint
		RE3194	abs 30
			RE1026 abs 30

Scénic (Serie JA_ - Front)

A	B	C	D	F	H	Fig	N	O	P	Q	R	S	T	Fig
21		57	86	M20x1.5	84.5		-		-	-	-	-	-	-

1.4 16V kW da: a: Cambio Telaio
 from: to: Gearbox Chassis

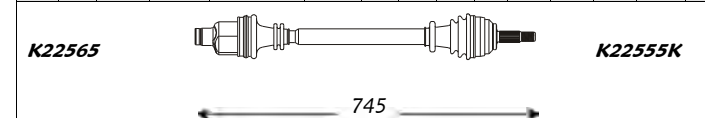
70 03.99 --- JB1/3,JC5 -



Outer Joint		Driveshaft	Inner Joint
		RE3334	
		RE3336	abs 44

Note : -

A	B	C	D	F	H	Fig	N	O	P	Q	R	S	T	Fig
21		57	86	M20x1.5	84.5		-		-	-	-	-	-	-



Inner Joint		Driveshaft	Outer Joint
		RE3335	
		RE3337	abs 44



Sinistra / Left

Renault

Destra / Right




Scénic (Serie JA_ - Front)

kW	da:	a:	Cambio	Telaio
	from:	to:	Gearbox	Chassis

A	B	C	D	F	H	Fig	N	O	P	Q	R	S	T	Fig
23	30	57.5	83.6	M20x1.5	86	3							-	5

TK12599



655

Outer Joint

Driveshaft

Inner Joint

RE1053 abs 44


RE3330 abs 44

RE7001

Note : -

A	B	C	D	F	H	Fig	N	O	P	Q	R	S	T	Fig
23	30	57.5	83.6	M20x1.5	86	3							-	5

TK12599



655

Outer Joint

Driveshaft

Inner Joint


RE1053 abs 44

RE3330 abs 44

RE7001

Note : -

A	B	C	D	F	H	Fig	N	O	P	Q	R	S	T	Fig
23	23	59	82.5	M20x1.5	85	-							-	-



680

Outer Joint

Driveshaft

Inner Joint

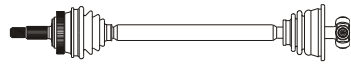
RE1056 abs 44

RE3344 abs 44

RE7001

Note : -

A	B	C	D	F	H	Fig	N	O	P	Q	R	S	T	Fig
23	25	56.3	90	M20x1.5	83	1	-					24	30	5



702

Outer Joint

Driveshaft

Inner Joint


RE1008 abs 44

RE3296 abs 44

Note : -

1.6 16V	79	10.99	--	JB1/3,JC5	-
1.8 16V	85	05.99	01.01	-	-
1.9 dCi	75	11.00	01.01	-	-
1.9 dTi	59	02.01	08.01	-	-
2.0 16V	102	07.00	01.01	-	-

A	B	C	D	F	H	Fig	N	O	P	Q	R	S	T	Fig
23	30	57.5	83.6	M20x1.5	86	3	23		-	-	-	-	-	5



746

Inner Joint

Driveshaft

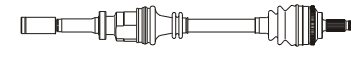
Outer Joint

RE3331 abs 44

RE1053 abs 44

TK12599

A	B	C	D	F	H	Fig	N	O	P	Q	R	S	T	Fig
23	30	57.5	83.6	M20x1.5	86	3	28		-	-	-	186	29.8	5



750

Inner Joint

Driveshaft


Outer Joint

RE3332 abs 44

RE1053 abs 44

TK12599

A	B	C	D	F	H	Fig	N	O	P	Q	R	S	T	Fig
23	23	59	82.5	M20x1.5	85	-	23		-	-	-	-	-	-



780

Inner Joint


Driveshaft

Outer Joint

RE3345 abs 44

RE1056 abs 44

A	B	C	D	F	H	Fig	N	O	P	Q	R	S	T	Fig
23	25	56.3	90	M20x1.5	83	1	23		-	78.5	35	-	30	5



745

Inner Joint

Driveshaft

Outer Joint

RE3295 abs 44

RE1008 abs 44



Sinistra / Left

Renault

Destra / Right



Scénic (Serie JA_ - Rear)

														kW	da:	a:	Cambio	Telaio																	
														from:	to:	Gearbox	Chassis																		
A	B	C	D	F	H	Fig	N	O	P	Q	R	S	T	Fig						A	B	C	D	F	H	Fig	N	O	P	Q	R	S	T	Fig	
23	22	57	81	M20x1.5	84	3	24		38	72.5	-	58.5	30.4	-	1.9 dCi RX4	75	11.00	---	-	-	23	22	57	81	M20x1.5	84	3	24		38	72.5	-	58.5	30.4	-
														2.0 16V RX4	102	06.00	---	-	-																
774														774																					
Outer Joint				Driveshaft					Inner Joint					Inner Joint				Driveshaft					Outer Joint												
RE1050 abs 44				RE3346 abs 44														RE3346 abs 44					RE1050 abs 44												
														Note : -																					

Scenic II (Front)

														kW	da:	a:	Cambio	Telaio																	
														from:	to:	Gearbox	Chassis																		
A	B	C	D	F	H	Fig	N	O	P	Q	R	S	T	Fig						A	B	C	D	F	H	Fig	N	O	P	Q	R	S	T	Fig	
25	22	59.5	79.5	M20x1.5	-	3	26		40	-	-	62	-	-	1.4 16v	72	06.03	----	-	-	25	22	59.5	79.5	M20x1.5	-	3	26		33	-	-	325	-	-
														1.6 16v	83	06.03	----	-	-																
661														916																					
Outer Joint				Driveshaft					Inner Joint					Inner Joint				Driveshaft					Outer Joint												
RE1085				RE3405														RE3406					RE1085												
														Note : -																					

Sport Spider (Serie EFO_ - Front)

														kW	da:	a:	Cambio	Telaio																	
														from:	to:	Gearbox	Chassis																		
A	B	C	D	F	H	Fig	N	O	P	Q	R	S	T	Fig						A	B	C	D	F	H	Fig	N	O	P	Q	R	S	T	Fig	
23	25	56.3	90	M20x1.5	80	1	-		-	-	-	-	30	5	2.0 16V	110	03.95	---	SADEV	-	23	25	56.3	90	M20x1.5	80	1	23		-	85.5	-	-	37	5
612														797																					
Outer Joint				Driveshaft					Inner Joint					Inner Joint				Driveshaft					Outer Joint												
RE1005				RE3268														RE3269					RE1005												
														Note : 6 Sp. SADEV Sequential Gearbox																					



Sinistra / Left


Renault

Destra / Right



Super 5 (Serie B/C40_ - Front)

A	B	C	D	F	H	Fig	N	O	P	Q	R	S	T	Fig
21		46.3	76.5	M20x1.5	84		-		-	-	-	24	30	5



610

Outer Joint

Driveshaft

Inner Joint

RE3043

1.0

kW

da:
from:

a:
to:

Cambio
Gearbox

Telaio
Chassis

30

08.84

--

JB4/5

-

1.1

33/34

08.84

--

JB4/5

-

1.2

40

08.84

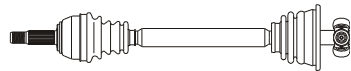
--

JB4/5

-

Note : -

A	B	C	D	F	H	Fig	N	O	P	Q	R	S	T	Fig
21		46.3	76.5	M20x1.5	84		-		-	-	-	24	30	5



600

Outer Joint

Driveshaft

Inner Joint

RE3045

1.0

30

08.84

--

JB1

-

1.1

33/34

08.84

--

JB1

-

1.4

43

08.84

--

JB1

-

1.4 Aut.

52/53

08.84

--

MB1

-

1.6 D

40

11.85

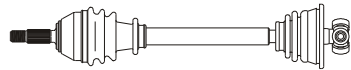
--

JB1

-

Note : -

A	B	C	D	F	H	Fig	N	O	P	Q	R	S	T	Fig
21		46.3	86.5	M20x1.5	84		-		-	-	-	24	30	5



610

Outer Joint

Driveshaft

Inner Joint

RE3153

1.4

43

08.84

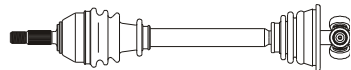
--

JB4/5

-

Note : -

A	B	C	D	F	H	Fig	N	O	P	Q	R	S	T	Fig
21		46.3	86.5	M20x1.5	84		-		-	-	-	24	30	5



597

Outer Joint

Driveshaft

Inner Joint

RE3064

1.4 GT Turbo

85/88

08.84

--

JB3

-

1.7

68/69

08.84

--

JB3

-

1.7 Aut.

68/69

08.84

--

JB3

-

Note : -

A	B	C	D	F	H	Fig	N	O	P	Q	R	S	T	Fig
21		46.3	76.5	M20x1.5	84		23		-	72.5	36	-	30	5



680


Inner Joint

Driveshaft

Outer Joint

RE3044

A	B	C	D	F	H	Fig	N	O	P	Q	R	S	T	Fig
21		46.3	76.5	M20x1.5	84		23		-	81.5	36	-	30	5



692

Inner Joint

Driveshaft

Outer Joint

RE3046

A	B	C	D	F	H	Fig	N	O	P	Q	R	S	T	Fig
21		46.3	86.5	M20x1.5	84		23		-	81.5	36	-	30	5



680

Inner Joint

Driveshaft

Outer Joint

RE3154

A	B	C	D	F	H	Fig	N	O	P	Q	R	S	T	Fig
21		46.3	86.5	M20x1.5	84		23		-	85.5	36	-	37	5



688

Inner Joint

Driveshaft

Outer Joint

RE3065



Sinistra / Left

Renault

Destra / Right



Twingo (Serie C06_ - Front)

A	B	C	D	F	H	Fig	N	O	P	Q	R	S	T	Fig
21		50.3	86.5	M20x1.5	84		-		-	-	-	24	30	5

kW	da: from:	a: to:	Cambio Gearbox	Telaio Chassis
1.2	40	01.93	10.02	JB0/1 -
1.2	43	05.96	05.98	JB0/1 -

A	B	C	D	F	H	Fig	N	O	P	Q	R	S	T	Fig
21		50.3	86.5	M20x1.5	84		23		-	81.5	35	-	30	5

TK12532



K22565

625

Outer Joint

Driveshaft

Inner Joint

RE3106


Note : -

A	B	C	D	F	H	Fig	N	O	P	Q	R	S	T	Fig
21		50.3	86.5	M20x1.5	84		-		-	-	-	24	30	5

1.2	43	06.98	10.02	JB0/1 -
1.2 16V	55	01.01	10.02	- -

A	B	C	D	F	H	Fig	N	O	P	Q	R	S	T	Fig
21		50.3	86.5	M20x1.5	84		23		-	-	-	-	-	5

TK12532



K22565

625

Outer Joint

Driveshaft

Inner Joint

RE3307

RE3420 abs 38

Note : -



TK12532

738

Inner Joint

Driveshaft

Outer Joint

RE3308

RE3421 abs 38

A	B	C	D	F	H	Fig	N	O	P	Q	R	S	T	Fig
21	28	52	84	M20x1.5	84	3	-		-	-	-	-	-	-

1.2	43	11.02	----	JB0/1 -
1.2 16V	55	11.02	----	JB0/1 -
1.2 16V	44	08.04	----	JB0/1 -

A	B	C	D	F	H	Fig	N	O	P	Q	R	S	T	Fig
21	28	52	84	M20x1.5	84	3	23		-	-	-	-	-	5

630

Outer Joint

Driveshaft

Inner Joint

RE1068 abs 44

RE3365

abs 44

Note : -

744

Inner Joint

Driveshaft

Outer Joint

RE3371

abs 44


RE1068 abs 44

A	B	C	D	F	H	Fig	N	O	P	Q	R	S	T	Fig
21		50.3	86.5	M20x1.5	84		-		-	-	-	24	30	5

1.2 Aut.	40/43	03.93	----	MB1 -
----------	-------	-------	------	-------

A	B	C	D	F	H	Fig	N	O	P	Q	R	S	T	Fig
21		50.3	86.5	M20x1.5	84		23		-	-	-	-	-	5

TK12532



K22565

625

Outer Joint

Driveshaft

Inner Joint

RE3236

RE3301 abs 38

Note : -



TK12532

Inner Joint

Driveshaft

Outer Joint

RE3237

RE3302 abs 38



Sinistra / Left

Renault LCV

Destra / Right



Clio II Furgonato (Serie SBO_ - Front)

A	B	C	D	F	H	Fig	N	O	P	Q	R	S	T	Fig
21		50.3	86.5	M20x1.5	84		-		-	-	-	24	30	5

kW	da: from:	a: to:	Cambio Gearbox	Telaio Chassis
1.2	43/44	09.98	10.02	JB1/3 -
1.5 dCi	48/59	06.01	10.02	JB1/3 -
1.9 dTi	59	02.00	10.02	JB1/3 -

A	B	C	D	F	H	Fig	N	O	P	Q	R	S	T	Fig
21		50	86	M20x1.5	85		23		-	79	-	-	-	-

TK12532  K22565

625

Outer Joint

Driveshaft

Inner Joint


RE3211
RE3213 abs 26

Note: -

A	B	C	D	F	H	Fig	N	O	P	Q	R	S	T	Fig
21	28	52	84	M20x1.5	84	3	-		-	-	-	-	-	-

kW	da: from:	a: to:	Cambio Gearbox	Telaio Chassis
1.5 dCi	48/59	11.02	--	JB1/3 -
1.9 dTi	59	11.02	--	JB1/3 -

A	B	C	D	F	H	Fig	N	O	P	Q	R	S	T	Fig
21	28	52	84	M20x1.5	84	3	23		-	-	-	-	-	-



718

Inner Joint

Driveshaft

Outer Joint

RE3212
RE3214 abs 26

A	B	C	D	F	H	Fig	N	O	P	Q	R	S	T	Fig
21		50.3	86.5	M20x1.5	84		-		-	-	-	24	30	5

kW	da: from:	a: to:	Cambio Gearbox	Telaio Chassis
1.9 D	47/48	09.98	--	- -

A	B	C	D	F	H	Fig	N	O	P	Q	R	S	T	Fig
21		50.3	86.5	M20x1.5	85		23		-	83.5	-	-	30	5

TK12532  K22565

625


Outer Joint

Driveshaft

Inner Joint

RE3211
RE3213 abs 26

Note: -



725

Inner Joint

Driveshaft

Outer Joint

RE3163
RE3235 abs 26

Estafette (Serie R1_ - Front)

A	B	C	D	F	H	Fig	N	O	P	Q	R	S	T	Fig
16		-	92.5	M20x1.5	170		25		-	89.5	30	-	-	-

kW	da: from:	a: to:	Cambio Gearbox	Telaio Chassis
1100 (800/1000)	-	--	03.70	- -

A	B	C	D	F	H	Fig	N	O	P	Q	R	S	T	Fig
16		-	92.5	M20x1.5	170		25		-	89.5	30	-	-	-

696

Outer Joint

Driveshaft

Inner Joint

RE3276

Note: -

696

Inner Joint

Driveshaft

Outer Joint

RE3276



Sinistra / Left

Renault LCV

Destra / Right



Estafette (Serie R1_ - Front)

A	B	C	D	F	H	Fig	N	O	P	Q	R	S	T	Fig
16		-	99.5	M20x1.5	170		25		-	89.5	30	-	-	-

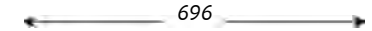
kW	da: from:	a: to:	Cambio Gearbox	Telaio Chassis
1100 (800/1000)	-	04.70	--..	- -

A	B	C	D	F	H	Fig	N	O	P	Q	R	S	T	Fig
16		-	99.5	M20x1.5	170		25		-	89.5	30	-	-	-



Outer Joint	Driveshaft	Inner Joint
	RE3278	

Note : -




Inner Joint	Driveshaft	Outer Joint
	RE3278	

A	B	C	D	F	H	Fig	N	O	P	Q	R	S	T	Fig
19		-	-	-	-		25		-	89.5	-	-	-	-


kW	da: from:	a: to:	Cambio Gearbox	Telaio Chassis
1300 (1000)	-	03.70	--..	- -

A	B	C	D	F	H	Fig	N	O	P	Q	R	S	T	Fig
19		-	-	-	-		25		-	89.5	-	-	-	-



Outer Joint	Driveshaft	Inner Joint
	RE3277	

Note : -




Inner Joint	Driveshaft	Outer Joint
	RE3277	

A	B	C	D	F	H	Fig	N	O	P	Q	R	S	T	Fig
19		-	99.5	M24x1.5	170		25		-	89.5	30	-	-	-


kW	da: from:	a: to:	Cambio Gearbox	Telaio Chassis
1300 (1000)	-	04.70	--..	- -

A	B	C	D	F	H	Fig	N	O	P	Q	R	S	T	Fig
19		-	99.5	M24x1.5	170		25		-	89.5	30	-	-	-



Outer Joint	Driveshaft	Inner Joint
	RE3279	

Note : -



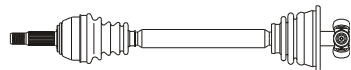
Inner Joint	Driveshaft	Outer Joint
	RE3279	

Express (Serie F4_ - Front)

A	B	C	D	F	H	Fig	N	O	P	Q	R	S	T	Fig
21		46.3	76.5	M20x1.5	84		-		-	-	-	24	30	5


kW	da: from:	a: to:	Cambio Gearbox	Telaio Chassis
1.0	30	08.84	--..	JB0/1/3 -
1.1	33/34	08.84	--..	JB0/1/3 -
1.4	-	08.84	--..	JB0/1/3 -
1.6 D	40	08.84	--..	JB0/1/3 -
1.9 D	47	01.88	--..	JB0/1/3 -

A	B	C	D	F	H	Fig	N	O	P	Q	R	S	T	Fig
21		46.3	76.5	M20x1.5	84		23		-	81.5	36	-	30	5



Outer Joint	Driveshaft	Inner Joint
	RE3045	

Note : -



Inner Joint	Driveshaft	Outer Joint
	RE3046	



Sinistra / Left

Renault LCV

Destra / Right



Express (Serie F4_ - Front)

													kW	da:	a:	Cambio	Telaio																			
													from:	to:	Gearbox	Chassis																				
A	B	C	D	F	H	Fig	N	O	P	Q	R	S	T	Fig							A	B	C	D	F	H	Fig	N	O	P	Q	R	S	T	Fig	
21		46.3	86.5	M20x1.5	84		-		-	-	-	24	30	5	1.0	30	08.84	--	JB4/5	-		21		46.3	86.5	M20x1.5	84		23		-	81.5	36	-	30	5
															1.1	33/34	08.84	--	JB4/5	-																
															1.4	-	08.84	--	JB4/5	-																
Outer Joint			Driveshaft						Inner Joint				Inner Joint			Driveshaft						Outer Joint														
			RE3153													RE3154																				
Note : -																																				

Kangoo (Serie KCO_ - Front)

													kW	da:	a:	Cambio	Telaio																			
													from:	to:	Gearbox	Chassis																				
A	B	C	D	F	H	Fig	N	O	P	Q	R	S	T	Fig							A	B	C	D	F	H	Fig	N	O	P	Q	R	S	T	Fig	
21		50.3	86.5	M20x1.5	84		-		-	-	-	24	30	5	1.2	43	03.98	10.02	JB1/3	-		21		50	86	M20x1.5	85		23		-	79	-	-	-	-
															1.2 16V	55	06.01	10.02	JB1/3	-																
															1.5 dCi	48/59	12.01	10.02	JB1	-																
															1.6 16V	70	06.01	10.02	JB1/3	-																
															1.9 dTi	59	02.00	10.02	JB1/3	-																
Outer Joint			Driveshaft						Inner Joint				Inner Joint			Driveshaft						Outer Joint														
			RE3211 RE3213 abs 26													RE3212 RE3214 abs 26																				
Note : -																																				

													kW	da:	a:	Cambio	Telaio																		
													from:	to:	Gearbox	Chassis																			
A	B	C	D	F	H	Fig	N	O	P	Q	R	S	T	Fig							A	B	C	D	F	H	Fig	N	O	P	Q	R	S	T	Fig
21	28	52	84	M20x1.5	84	3	-		-	-	-	-	-	-	1.2	43	11.02	--	JB1/3	-		21	28	52	84	M20x1.5	84	3	23		-	-	-	-	-
															1.2 16V	55	11.02	--	JB1/3	-															
															1.5 dCi	48/59	11.02	--	JB1	-															
															1.6 16V	70	11.02	--	JB1/3	-															
															1.9 dTi	59	11.02	----	JB1/3	-															
Outer Joint			Driveshaft						Inner Joint				Inner Joint			Driveshaft						Outer Joint													
RE1068 abs 44			RE3365 abs 44													RE3366 abs 44						RE1068 abs 44													
Note : -																																			

													kW	da:	a:	Cambio	Telaio																			
													from:	to:	Gearbox	Chassis																				
A	B	C	D	F	H	Fig	N	O	P	Q	R	S	T	Fig							A	B	C	D	F	H	Fig	N	O	P	Q	R	S	T	Fig	
21		50.3	86.5	M20x1.5	84		-		-	-	-	24	30	5	1.4	55	03.98	--	JB1/3	-		21		50.3	86.5	M20x1.5	85		23		-	83.5	-	-	30	5
															1.9 D	40/47	03.98	--	JB1	-																
Outer Joint			Driveshaft						Inner Joint				Inner Joint			Driveshaft						Outer Joint														
			RE3211 RE3213 abs 26													RE3163 RE3235 abs 26																				
Note : -																																				



Sinistra / Left

Renault LCV

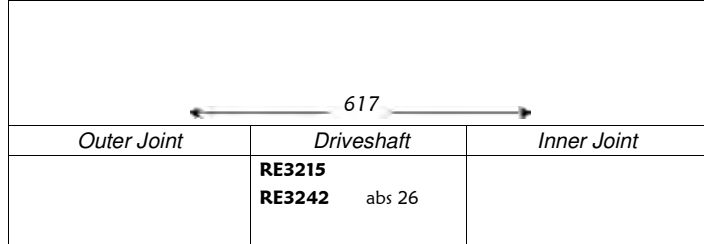
Destra / Right



Kangoo (Serie KCO_ - Front)

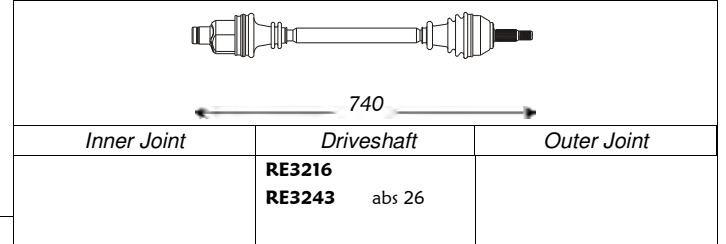
kW *da:* *a:* *Cambio* *Telaio*
from: *to:* *Gearbox* *Chassis*

A	B	C	D	F	H	Fig	N	O	P	Q	R	S	T	Fig
21		52	82	M20x1.5	85		26		42	78	-	42	-	-

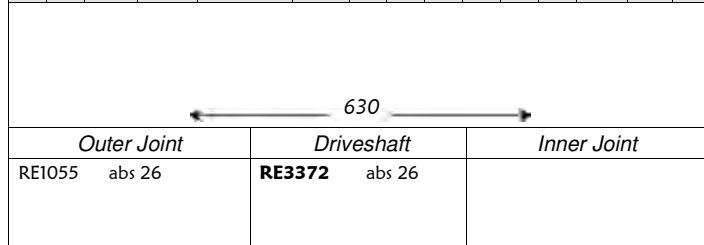


1.4 Aut.	55	03.98	--	DPO	-
<i>Note: -</i>					

A	B	C	D	F	H	Fig	N	O	P	Q	R	S	T	Fig
21		52	82	M20x1.5	85		23		-	78	-	-	-	-

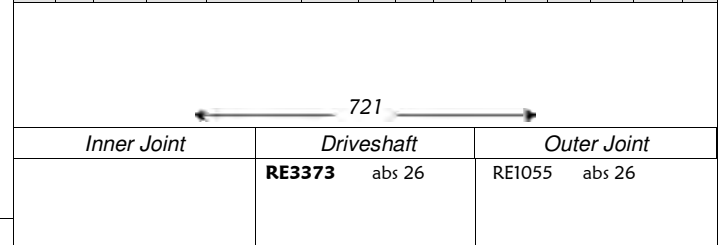


A	B	C	D	F	H	Fig	N	O	P	Q	R	S	T	Fig
23	30	57.5	83.6	M20x1.5	86	3	-		-	-	-	-	30	5

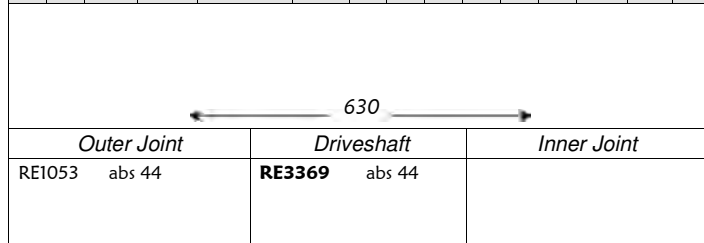


1.5 dCi	60	07.02	10.02	JB1	-
<i>Note: -</i>					

A	B	C	D	F	H	Fig	N	O	P	Q	R	S	T	Fig
23	30	57.5	83.6	M20x1.5	86	3	23		-	-	-	-	-	5

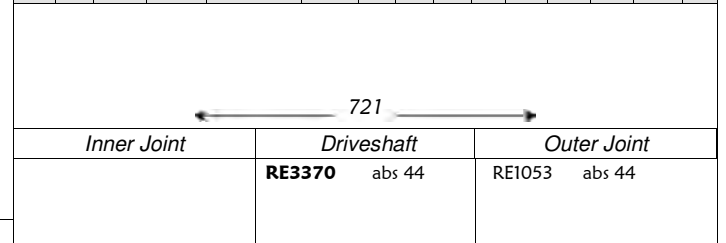


A	B	C	D	F	H	Fig	N	O	P	Q	R	S	T	Fig
23	30	57.5	83.6	M20x1.5	86	3	-		-	-	-	-	30	5

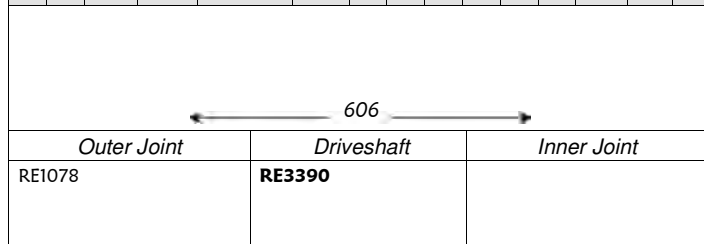


1.5 dCi	60	11.02	--	JB1	-
<i>Note: -</i>					

A	B	C	D	F	H	Fig	N	O	P	Q	R	S	T	Fig
23	30	57.5	83.6	M20x1.5	86	3	23		-	-	-	-	-	5

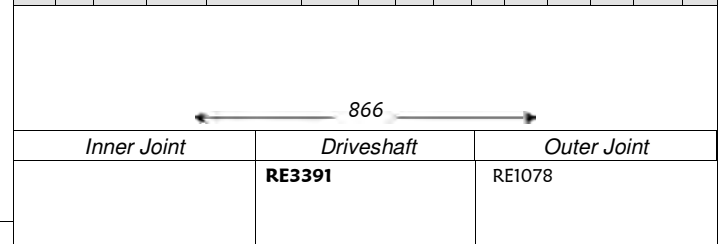


A	B	C	D	F	H	Fig	N	O	P	Q	R	S	T	Fig
23	30	57.3	84	M20x1.5	-	3	26		40	-	-	64	-	-



1.5 dCi	50/62	06.05	----	-	-
<i>Note: -</i>					

A	B	C	D	F	H	Fig	N	O	P	Q	R	S	T	Fig
23	30	57.3	84	M20x1.5	-	3	26		33	-	-	326	-	-





Sinistra / Left

Renault LCV

Destra / Right



Kangoo (Serie KCO_ - Front)

A	B	C	D	F	H	Fig	N	O	P	Q	R	S	T	Fig	kW	da: from:	a: to:	Cambio Gearbox	Telaio Chassis	A	B	C	D	F	H	Fig	N	O	P	Q	R	S	T	Fig	
23	23	59	82.5	M20x1.5	85	-	-	-	-	-	-	-	30	5	1.6 16V 4x4	70	10.01	--	JB1/3	-	23	23	59	82.5	M20x1.5	85	-	23	-	-	-	-	-	5	
															1.9 dCi 4x4	59	10.01	--	JB1/3	-															
← 639 →															← 740 →																				
Outer Joint					Driveshaft					Inner Joint					Inner Joint					Driveshaft					Outer Joint										
RE1056 abs 44					RE3376 abs 44															RE3377 abs 44					RE1056 abs 44										
Note : -																																			

Kangoo Express (Serie FCO_ - Front)

A	B	C	D	F	H	Fig	N	O	P	Q	R	S	T	Fig	kW	da: from:	a: to:	Cambio Gearbox	Telaio Chassis	A	B	C	D	F	H	Fig	N	O	P	Q	R	S	T	Fig			
21		50.3	86.5	M20x1.5	84		-						24	30	5	1.2	43	03.98	10.02	JB1/3	-	21		50	86	M20x1.5	85		23		-	79		-	-	-	-
															1.2 16V	55	06.01	10.02	JB1/3	-																	
															1.5 dCi	48/59	12.01	10.02	JB1	-																	
															1.6 16V	70	06.01	10.02	JB1/3	-																	
															1.9 dTi	59	02.00	10.02	JB1/3	-																	
← 625 →															← 718 →																						
Outer Joint					Driveshaft					Inner Joint					Inner Joint					Driveshaft					Outer Joint												
					RE3211 RE3213 abs 26															RE3212 RE3214 abs 26																	
Note : -																																					

A	B	C	D	F	H	Fig	N	O	P	Q	R	S	T	Fig	kW	da: from:	a: to:	Cambio Gearbox	Telaio Chassis	A	B	C	D	F	H	Fig	N	O	P	Q	R	S	T	Fig	
21	28	52	84	M20x1.5	84	3	-						-	-	1.2	43	11.02	--	JB1/3	-	21	28	52	84	M20x1.5	84	3	23		-	-	-	-	-	-
															1.2 16V	55	11.02	--	JB1/3	-															
															1.5 dCi	48/59	11.02	--	JB1	-															
															1.6 16V	70	11.02	--	JB1/3	-															
															1.9 dTi	59	11.02	--	JB1/3	-															
← 630 →															← 725 →																				
Outer Joint					Driveshaft					Inner Joint					Inner Joint					Driveshaft					Outer Joint										
RE1068 abs 44					RE3365 abs 44															RE3366 abs 44					RE1068 abs 44										
Note : -																																			

A	B	C	D	F	H	Fig	N	O	P	Q	R	S	T	Fig	kW	da: from:	a: to:	Cambio Gearbox	Telaio Chassis	A	B	C	D	F	H	Fig	N	O	P	Q	R	S	T	Fig			
21		50.3	86.5	M20x1.5	84		-						24	30	5	1.4	55	03.98	--	JB1/3	-	21		50.3	86.5	M20x1.5	85		23		-	83.5		-	-	30	5
															1.9 D	40/47	03.98	--	JB1	-																	
← 625 →															← 725 →																						
Outer Joint					Driveshaft					Inner Joint					Inner Joint					Driveshaft					Outer Joint												
					RE3211 RE3213 abs 26															RE3163 RE3235 abs 26																	
Note : -																																					



Sinistra / Left

Renault LCV

Destra / Right




Kangoo Express (Serie FCO_ - Front)

<i>kW</i>	<i>da:</i>	<i>a:</i>	<i>Cambio</i>	<i>Telaio</i>
	<i>from:</i>	<i>to:</i>	<i>Gearbox</i>	<i>Chassis</i>

A	B	C	D	F	H	Fig	N	O	P	Q	R	S	T	Fig
21		52	82	M20x1.5	85		26		42	78	-	42	-	-

1.4 Aut. 55 03.98 --.. DPO -

A	B	C	D	F	H	Fig	N	O	P	Q	R	S	T	Fig
21		52	82	M20x1.5	85		23		-	78	-	-	-	-



617

<i>Outer Joint</i>	<i>Driveshaft</i>	<i>Inner Joint</i>
--------------------	-------------------	--------------------

RE3215
RE3243 abs 26

740

<i>Inner Joint</i>	<i>Driveshaft</i>	<i>Outer Joint</i>
--------------------	-------------------	--------------------

RE3216
RE3244 abs 26

RE1005

Note : -

A	B	C	D	F	H	Fig	N	O	P	Q	R	S	T	Fig
23	30	57.5	83.6	M20x1.5	86	3	-		-	-	-	-	30	5

1.5 dCi 60 07.02 10.02 JB1 -

A	B	C	D	F	H	Fig	N	O	P	Q	R	S	T	Fig
23	30	57.5	83.6	M20x1.5	86	3	23		-	-	-	-	-	5

630

<i>Outer Joint</i>	<i>Driveshaft</i>	<i>Inner Joint</i>
--------------------	-------------------	--------------------

RE1055 abs 26 **RE3372** abs 26

721

<i>Inner Joint</i>	<i>Driveshaft</i>	<i>Outer Joint</i>
--------------------	-------------------	--------------------

RE3373 abs 26 RE1055 abs 26

Note : -

A	B	C	D	F	H	Fig	N	O	P	Q	R	S	T	Fig
23	30	57.5	83.6	M20x1.5	86	3	-		-	-	-	-	30	5

1.5 dCi 60 11.02 --.. JB1 -

A	B	C	D	F	H	Fig	N	O	P	Q	R	S	T	Fig
23	30	57.5	83.6	M20x1.5	86	3	23		-	-	-	-	-	5

630

<i>Outer Joint</i>	<i>Driveshaft</i>	<i>Inner Joint</i>
--------------------	-------------------	--------------------

RE1053 abs 44 **RE3369** abs 44

721

<i>Inner Joint</i>	<i>Driveshaft</i>	<i>Outer Joint</i>
--------------------	-------------------	--------------------

RE3370 abs 44 RE1053 abs 44

Note : -

A	B	C	D	F	H	Fig	N	O	P	Q	R	S	T	Fig
23	30	57.3	84	M20x1.5	-	3	26		40	-	-	64	-	-

1.5 dCi 50/62 06.05 --.. - -

A	B	C	D	F	H	Fig	N	O	P	Q	R	S	T	Fig
23	30	57.3	84	M20x1.5	-	3	26		33	-	-	326	-	-

606

<i>Outer Joint</i>	<i>Driveshaft</i>	<i>Inner Joint</i>
--------------------	-------------------	--------------------

RE1078 **RE3390**

866

<i>Inner Joint</i>	<i>Driveshaft</i>	<i>Outer Joint</i>
--------------------	-------------------	--------------------

RE3391 RE1078

Note : -



Sinistra / Left

Renault LCV

Destra / Right



Kangoo Express (Serie FCO_ - Front)

A	B	C	D	F	H	Fig	N	O	P	Q	R	S	T	Fig
23	23	59	82.5	M20x1.5	85	-	-	-	-	-	-	-	30	5

kW	da: from:	a: to:	Cambio Gearbox	Telaio Chassis
70	10.01	--	JB1/3	-
59	10.01	--	JB1/3	-

A	B	C	D	F	H	Fig	N	O	P	Q	R	S	T	Fig
23	23	59	82.5	M20x1.5	85	-	23	-	-	-	-	-	-	5

639

Outer Joint	Driveshaft	Inner Joint
RE1056 abs 44	RE3376 abs 44	

740

Inner Joint	Driveshaft	Outer Joint
	RE3377 abs 44	RE1056 abs 44

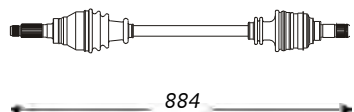
Note : -

Master (Front)

A	B	C	D	F	H	Fig	N	O	P	Q	R	S	T	Fig
32		65	100	M27x1.5	111		31		50	89.5	32	77.5	34	5

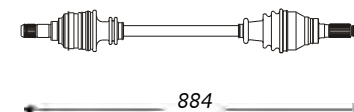
kW	da: from:	a: to:	Cambio Gearbox	Telaio Chassis
-	--	--	07.82 4 Sp.	-
44	--	--	07.82 4 Sp.	-
-	--	--	07.82 4 Sp.	-

A	B	C	D	F	H	Fig	N	O	P	Q	R	S	T	Fig
32		65	100	M27x1.5	111		31		50	89.5	32	77.5	34	5



884

Outer Joint	Driveshaft	Inner Joint
	RE3041	



884

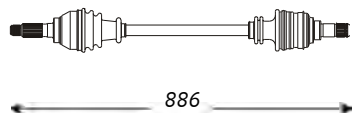
Inner Joint	Driveshaft	Outer Joint
	RE3041	

Note : Gearbox ZF

A	B	C	D	F	H	Fig	N	O	P	Q	R	S	T	Fig
32		65	65	M27x1.5	111		31		50	89.5	32	77.5	34	5

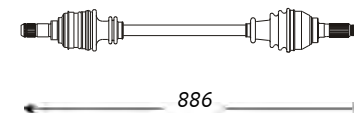
kW	da: from:	a: to:	Cambio Gearbox	Telaio Chassis
-	08.82	--	4 Sp.	-
44	08.82	--	4 Sp.	-
-	08.82	--	4 Sp.	-

A	B	C	D	F	H	Fig	N	O	P	Q	R	S	T	Fig
32		65	65	M27x1.5	111		31		50	89.5	32	77.5	34	5



886

Outer Joint	Driveshaft	Inner Joint
	RE3070	



886

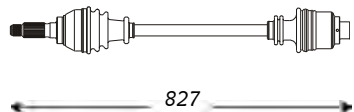
Inner Joint	Driveshaft	Outer Joint
	RE3070	

Note : Gearbox ZF

A	B	C	D	F	H	Fig	N	O	P	Q	R	S	T	Fig
32		65	65	M27x1.5	111		27		-	89.5	40	-	34	5

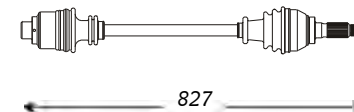
kW	da: from:	a: to:	Cambio Gearbox	Telaio Chassis
-	01.83	--	5 Sp.	-
44	01.83	--	5 Sp.	-
-	01.83	--	5 Sp.	-

A	B	C	D	F	H	Fig	N	O	P	Q	R	S	T	Fig
32		65	65	M27x1.5	111		27		-	89.5	40	-	34	5



827

Outer Joint	Driveshaft	Inner Joint
	RE3071	



827

Inner Joint	Driveshaft	Outer Joint
	RE3071	

Note : -



Sinistra / Left

Renault LCV

Destra / Right



Master II (Front)

kW	da:	a:	Cambio	Telaio
	from:	to:	Gearbox	Chassis

A	B	C	D	F	H	Fig	N	O	P	Q	R	S	T	Fig
28	36	64.5	101.5	M24x1.5	96	2	-	-	-	-	-	-	37	5

1.9 dCi	60	10.01	----	PF1	-
1.9 dTi	59	09.00	----	PF1	-

A	B	C	D	F	H	Fig	N	O	P	Q	R	S	T	Fig
28	36	64.5	101.5	M24x1.5	96	2	39	-	30	-	-	390	-	5

644

Outer Joint		Driveshaft		Inner Joint	
RE1042		RE3392			
RE1043	abs 51	RE3394	abs 51		

Note : -

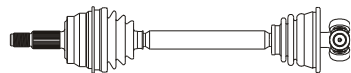
1154

Inner Joint		Driveshaft		Outer Joint	
		RE3393		RE1042	
		RE3395	abs 51	RE1043	abs 51

A	B	C	D	F	H	Fig	N	O	P	Q	R	S	T	Fig
28	36	64.5	101.5	M24x1.5	96	2	-	-	-	-	-	-	37	5

2.2 dCi	66	09.00	----	PF1	-
---------	----	-------	------	-----	---

A	B	C	D	F	H	Fig	N	O	P	Q	R	S	T	Fig
28	36	64.5	101.5	M24x1.5	96	2	39	-	30	-	-	421	-	5



644

Outer Joint		Driveshaft		Inner Joint	
RE1042		RE3225			
RE1043	abs 51	RE3227	abs 51		

Note : -

1126

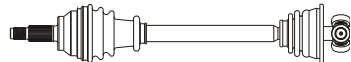
Inner Joint		Driveshaft		Outer Joint	
		RE3355		RE1042	
		RE3356	abs 51	RE1043	abs 51

A	B	C	D	F	H	Fig	N	O	P	Q	R	S	T	Fig
28	27	65	98	M24x1.5	93	3	-	-	-	-	-	27.6	37	5

2.5 D	59	11.97	03.00	PF1	-
2.8 dTi	84	11.97	03.00	PF1	-

A	B	C	D	F	H	Fig	N	O	P	Q	R	S	T	Fig
28	27	65	98	M24x1.5	93	3	39	-	30	81.5	36	435	34	5

TK12539

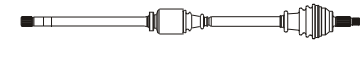


670

Outer Joint		Driveshaft		Inner Joint	
RE1037		RE3221			
RE1038	abs 51	RE3223	abs 51		

Note : -

K21477K



TK12539

1120

Inner Joint		Driveshaft		Outer Joint	
		RE3222		RE1037	
		RE3224	abs 51	RE1038	abs 51

A	B	C	D	F	H	Fig	N	O	P	Q	R	S	T	Fig
28	36	64.5	101.5	M24x1.5	96	2	-	-	-	-	-	-	37	5

2.5 dCi	73	11.02	----	PK5	-
---------	----	-------	------	-----	---

A	B	C	D	F	H	Fig	N	O	P	Q	R	S	T	Fig
28	36	64.5	101.5	M24x1.5	96	2	39	-	30	84	-	431	34	5

664

Outer Joint		Driveshaft		Inner Joint	
RE1043	abs 51	RE3351	abs 51	RE7002	

Note : -

1142

Inner Joint		Driveshaft		Outer Joint	
		RE3352	abs 51	RE1043	abs 51



Sinistra / Left

Renault LCV

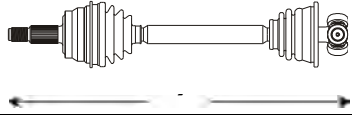
Destra / Right



Master II (Front)

A	B	C	D	F	H	Fig	N	O	P	Q	R	S	T	Fig
28	36	64.5	101.5	M24x1.5	96	2	-	-	-	-	-	-	37	5

2.8 dTi kW 84 da: 03.00 a: --- Cambio PF1 Telaio -
 from: to: Gearbox Chassis



Outer Joint		Driveshaft	Inner Joint
RE1042		RE3225	
RE1043	abs 51	RE3227	abs 51

Note : -

A	B	C	D	F	H	Fig	N	O	P	Q	R	S	T	Fig
28	36	64.5	101.5	M24x1.5	96	2	39	-	39	88	-	74	38	5

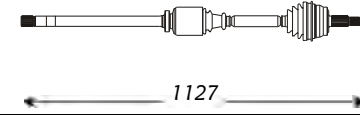
3.0 dCi kW 100 da: 10.03 a: ---- Cambio PF6 Telaio -
 from: to: Gearbox Chassis



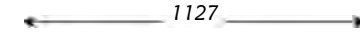
Outer Joint		Driveshaft	Inner Joint
RE1043	abs 51	RE3359	abs 51

Note : -

A	B	C	D	F	H	Fig	N	O	P	Q	R	S	T	Fig
28	36	64.5	101.5	M24x1.5	96	2	39	-	30	-	-	435	-	5




Inner Joint		Driveshaft	Outer Joint
		RE3226	RE1042
		RE3228	RE1043
		abs 51	abs 51



Master III (Front)

A	B	C	D	F	H	Fig	N	O	P	Q	R	S	T	Fig
28	36	64.5	101.5	M24x1.5	96	2	39	-	39	-	-	74	-	5

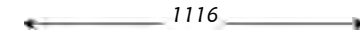
2.5 dCi kW 88 da: 08.06 a: ---- Cambio PF6 Telaio -
 from: to: Gearbox Chassis



Outer Joint		Driveshaft	Inner Joint
RE1043	abs 51	RE3388	abs 51

Note : -

A	B	C	D	F	H	Fig	N	O	P	Q	R	S	T	Fig
28	36	64.5	101.5	M24x1.5	96	2	39	-	30	-	-	428	-	5



Inner Joint		Driveshaft	Outer Joint
		RE3389	RE1043
		abs 51	abs 51



Sinistra / Left

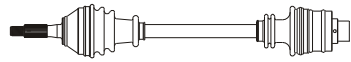
Renault LCV

Destra / Right



Trafic (Front)

A	B	C	D	F	H	Fig	N	O	P	Q	R	S	T	Fig
23	28	56.3	98	M20x1.5	110	1	27		-	84.5	40	-	34	5



714

Outer Joint	Driveshaft	Inner Joint
RE1022	RE3040	

kW	da: from:	a: to:	Cambio Gearbox	Telaio Chassis
1.4	-	03.80	08.89	-
1.6	-	03.80	02.89	-
1.7	50	03.80	02.89	-
2.0	63	03.80	02.89	-
2.1 D	-	03.80	02.89	-
tt 4X4	-	03.80	02.89	-

Note: -

A	B	C	D	F	H	Fig	N	O	P	Q	R	S	T	Fig
25		56.3	93	M20x1.5	100		27		-	84.5	40	-	34	5

K12592



715

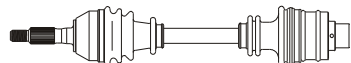
Outer Joint	Driveshaft	Inner Joint
	RE3079	

kW	da: from:	a: to:	Cambio Gearbox	Telaio Chassis
1.4	-	09.89	02.01	-
1.6	-	03.89	02.01	-
1.7	50	03.89	02.01	-
2.0	63	03.89	02.01	-
2.1 D	-	03.89	02.01	-
2.5 D	-	03.89	02.01	-
tt 4X4	-	03.89	02.01	-

Note: -

A	B	C	D	F	H	Fig	N	O	P	Q	R	S	T	Fig
25	27	56	90	M20x1.5	112	2	-	-	-	-	-	-	-	-

TK12535



Outer Joint	Driveshaft	Inner Joint
RE1045	RE3313	

Brasile

Note: -

Trafic II (Front)

A	B	C	D	F	H	Fig	N	O	P	Q	R	S	T	Fig
27	26	56.4	91	M22x1.5	94	3	-	-	-	-	-	-	37	5

TK12362


675

Outer Joint	Driveshaft	Inner Joint
RE1047	RE3323	

kW	da: from:	a: to:	Cambio Gearbox	Telaio Chassis
1.9 dCi	60/74	03.01	---	-
2.0	88	03.01	---	-

Note: -

A	B	C	D	F	H	Fig	N	O	P	Q	R	S	T	Fig
23	28	56.3	98	M20x1.5	110	1	27		-	84.5	40	-	34	5



714

Inner Joint	Driveshaft	Outer Joint
	RE3040	RE1022

A	B	C	D	F	H	Fig	N	O	P	Q	R	S	T	Fig
25		56.3	93	M20x1.5	100		27		-	84.5	40	-	34	5

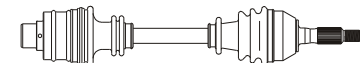
K12592

715

Inner Joint	Driveshaft	Outer Joint
	RE3079	

A	B	C	D	F	H	Fig	N	O	P	Q	R	S	T	Fig
25	27	56	90	M20x1.5	112	2	-	-	-	-	-	-	-	-

TK12535



Inner Joint	Driveshaft	Outer Joint
	RE3313	RE1045

Note: -

A	B	C	D	F	H	Fig	N	O	P	Q	R	S	T	Fig
27	26	56.4	91	M22x1.5	94	3	39		30	-	-	363	-	5

TK12362

1016

Inner Joint	Driveshaft	Outer Joint
	RE3324	RE1047



Sinistra / Left

Renault LCV

Destra / Right



Trafic II (Front)

kW *da:* *a:* *Cambio* *Telaio*
from: *to:* *Gearbox* *Chassis*

A	B	C	D	F	H	Fig	N	O	P	Q	R	S	T	Fig
27	37	57	102	M22x1.5	93	3	-	-	-	-	-	-	37	5

2.5 dCi 99 05.03 ---- - -

A	B	C	D	F	H	Fig	N	O	P	Q	R	S	T	Fig
27	37	57	102	M22x1.5	93	3	39	-	30	-	-	409	-	5

← 636 →

← 1058 →

Outer Joint	Driveshaft	Inner Joint
RE1058	RE3357	

Inner Joint	Driveshaft	Outer Joint
	RE3358	RE1058

Note : -



Sinistra / Left

Rover

Destra / Right



100 (Serie XP - Front)

A	B	C	D	F	H	Fig	N	O	P	Q	R	S	T	Fig
25	22	50	84	M22x1.5	82	3	22		40	78	26	59.5	30	5

kW	da: from:	a: to:	Cambio Gearbox	Telaio Chassis
1.1	44	10.90	--	-
1.4	-	10.90	--	-
1.5 D	42	10.90	--	-

A	B	C	D	F	H	Fig	N	O	P	Q	R	S	T	Fig
25	22	50	84	M22x1.5	82	3	22		40	78	26	84.5	30	5

K12215  **K22285**

597

K22285  **K12215**

810

Outer Joint	Driveshaft	Inner Joint
RV1023	RV3096	

Note : -

Inner Joint	Driveshaft	Outer Joint
	RV3097	RV1023

A	B	C	D	F	H	Fig	N	O	P	Q	R	S	T	Fig
25	22	50	84	M22x1.5	82	3	23		38	78	27	64	-	-

kW	da: from:	a: to:	Cambio Gearbox	Telaio Chassis
1.1 Aut.	44	10.90	--	-
1.4 Aut.	-	10.90	--	-
1.5 D Aut.	42	10.90	--	-

A	B	C	D	F	H	Fig	N	O	P	Q	R	S	T	Fig
25	22	50	84	M22x1.5	82	3	23		38	78	27	64	-	-

K12215  **K22285**

588

K22285  **K12215**

816

Outer Joint	Driveshaft	Inner Joint
RV1023	RV3098	

Note : -


Inner Joint	Driveshaft	Outer Joint
	RV3099	RV1023

200 (Serie RF - Front)

A	B	C	D	F	H	Fig	N	O	P	Q	R	S	T	Fig
26	22	49	84	M22x1.5	78	3	22		40	78	26	59.5	30	5

kW	da: from:	a: to:	Cambio Gearbox	Telaio Chassis
1.1	44	01.98 03.00	-	-
1.4	55/76	11.95 03.00	-	-
1.6	82	11.95 03.00	-	-

A	B	C	D	F	H	Fig	N	O	P	Q	R	S	T	Fig
26	22	49	84	M22x1.5	78	3	22		40	78	26	84.5	30	5

K12215  **K12215**

642

K12215  **K12215**

880

Outer Joint	Driveshaft	Inner Joint
RV1030 RV1049 abs 43	RV3110 RV3112 abs 43	

Note : -

Inner Joint	Driveshaft	Outer Joint
	RV3111 RV3113 abs 43	RV1030 RV1049 abs 43

A	B	C	D	F	H	Fig	N	O	P	Q	R	S	T	Fig
26	32	55	93	M22x1.5	78	3	29		40	90.5	26	56.5	34	5

kW	da: from:	a: to:	Cambio Gearbox	Telaio Chassis
2.0 Sdi	63	11.95 03.00	-	-

A	B	C	D	F	H	Fig	N	O	P	Q	R	S	T	Fig
26	32	55	93	M22x1.5	78	3	29		40	90.5	26	56.5	34	5

587

936

Outer Joint	Driveshaft	Inner Joint
RV1056 RV1044 abs 43	RV3143 RV3100 abs 43	

Note : -

Inner Joint	Driveshaft	Outer Joint
	RV3144 RV3101 abs 43	RV1056 RV1044 abs 43



Sinistra / Left

Rover

Destra / Right



200/400 (Serie XW - Front)


kW	da:	a:	Cambio	Telaio
	from:	to:	Gearbox	Chassis

A	B	C	D	F	H	Fig	N	O	P	Q	R	S	T	Fig
23	22	49	81	M22x1.5	78	3	25		35	42.6	25	54.5	30	5

1.3

- 07.84 10.89 - -

K12270



876

Outer Joint

Driveshaft

Inner Joint

RV1001


RV3001

A	B	C	D	F	H	Fig	N	O	P	Q	R	S	T	Fig
26	22	49	84	M22x1.5	78	3	22		40	78	26	59.5	30	5

1.4

66/76 03.90 --- - -

K12215



642

Outer Joint

Driveshaft

Inner Joint

RV1030

RV3003

RV1057 abs 27

RV3126

abs 27

RV1031 abs 50

RV3005


abs 50

A	B	C	D	F	H	Fig	N	O	P	Q	R	S	T	Fig
23	22	49	81	M22x1.5	78	3	29		40	76.6	26	56.5	30	5

1.6

61/75 07.84 10.89 - -

K12270



566

Outer Joint

Driveshaft

Inner Joint

RV1001


RV3007

A	B	C	D	F	H	Fig	N	O	P	Q	R	S	T	Fig
26	23	49	84	M22x1.5	78	3	27		40	84.5	51	54.5	38	-

1.6 16V

- 03.90 --- - -

K12215



607

Outer Joint

Driveshaft

Inner Joint

RV1033

RV3010

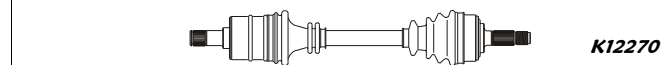
RV1032 abs 50

RV3009

abs 50

A	B	C	D	F	H	Fig	N	O	P	Q	R	S	T	Fig
23	22	49	81	M22x1.5	78	3	25		35	42.6	25	54.5	30	5
26	22	49	84	M22x1.5	78	3	22		40	78	26	59.5	30	5
23	22	49	81	M22x1.5	78	3	29		40	76.6	26	56.5	30	5
26	23	49	84	M22x1.5	78	3	27		40	84.5	51	54.5	38	-

A	B	C	D	F	H	Fig	N	O	P	Q	R	S	T	Fig
23	22	49	81	M22x1.5	78	3	25		35	77	25	54.5	30	5



576

Inner Joint

Driveshaft

Outer Joint

RV1001

RV3002

RV1001

A	B	C	D	F	H	Fig	N	O	P	Q	R	S	T	Fig
26	22	49	84	M22x1.5	78	3	22		40	78	26	59.5	30	5



880

Inner Joint

Driveshaft

Outer Joint

RV1030

RV3004

RV1057 abs 27

RV3127

abs 27

RV1031 abs 50

RV3006

abs 50

RV1030

abs 27


RV1057

abs 27

RV1031

abs 50

A	B	C	D	F	H	Fig	N	O	P	Q	R	S	T	Fig
23	22	49	81	M22x1.5	78	3	29		40	76.6	26	56.5	30	5



890

Inner Joint

Driveshaft

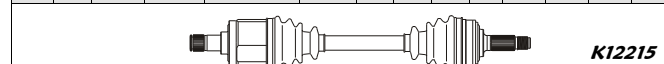
Outer Joint

RV1001

RV3008

RV1001

A	B	C	D	F	H	Fig	N	O	P	Q	R	S	T	Fig
26	23	49	84	M22x1.5	78	3	27		40	84.5	51	54.5	38	-



607

Inner Joint

Driveshaft

Outer Joint

RV1033

RV3087

RV1032 abs 50

RV3086

abs 50

RV1033

abs 50

RV1032

abs 50



Sinistra / Left

Rover


Destra / Right



200/400 (Serie XW - Front)

<i>kW</i>	<i>da:</i>	<i>a:</i>	<i>Cambio</i>	<i>Telaio</i>
	<i>from:</i>	<i>to:</i>	<i>Gearbox</i>	<i>Chassis</i>

A	B	C	D	F	H	Fig	N	O	P	Q	R	S	T	Fig
23	22	49	81	M22x1.5	78	3	-	-	-	-	-	-	-	-



598

Outer Joint		Driveshaft	Inner Joint
RV1001		RV3124	

1.6 Aut. 61/75 07.84 10.89 - -

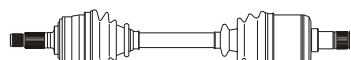
Note : -

A	B	C	D	F	H	Fig	N	O	P	Q	R	S	T	Fig
23	22	49	81	M22x1.5	78	3	-	-	-	-	-	-	-	-

860

Inner Joint		Driveshaft	Outer Joint
		RV3125	RV1001

A	B	C	D	F	H	Fig	N	O	P	Q	R	S	T	Fig
26	32	49	91.9	M22x1.5	78	3	29	-	40	89	27	56.5	34	5



592

Outer Joint		Driveshaft	Inner Joint
RV1034		RV3015	
RV1035	abs 27	RV3017	abs 27

1.8 TD 65 09.91 04.95 - -

1.9 D 49 09.91 04.95 - -

Note : -


A	B	C	D	F	H	Fig	N	O	P	Q	R	S	T	Fig
26	32	49	91.9	M22x1.5	78	3	29	-	40	89	26	364	34	5



926

Inner Joint		Driveshaft	Outer Joint
		RV3016	RV1034
		RV3018	RV1035
		abs 27	abs 27

A	B	C	D	F	H	Fig	N	O	P	Q	R	S	T	Fig
26	32	49	91.9	M22x1.5	78	3	29	-	40	90.5	26	56.5	34	5



587

Outer Joint		Driveshaft	Inner Joint
RV1034		RV3011	
RV1035	abs 27	RV3013	abs 27

2.0 100 01.91 --:-- - -


2.0 Coupè - 01.91 --:-- - -

2.0 GTI 103 01.91 --:-- - -

2.0 Turbo Coup 147 01.91 --:-- - -

Note : -

A	B	C	D	F	H	Fig	N	O	P	Q	R	S	T	Fig
26	32	49	91.9	M22x1.5	78	3	29	-	40	90.5	26	56.5	34	5



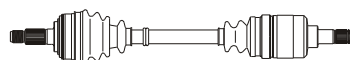
936

Inner Joint		Driveshaft	Outer Joint
		RV3012	RV1034
		RV3014	RV1035
		abs 27	abs 27

400 (Serie RT - Front)

<i>kW</i>	<i>da:</i>	<i>a:</i>	<i>Cambio</i>	<i>Telaio</i>
	<i>from:</i>	<i>to:</i>	<i>Gearbox</i>	<i>Chassis</i>

A	B	C	D	F	H	Fig	N	O	P	Q	R	S	T	Fig
26	22	55	84	M22x1.5	79	3	22	-	40	78	26	59.5	30	5



618

Outer Joint		Driveshaft	Inner Joint
RV1047		RV3104	
RV1048	abs 43	RV3106	abs 43

1.4 Si 76 05.95 03.00 - -

1.6 Si 82/83 05.95 03.00 - -

Note : -

A	B	C	D	F	H	Fig	N	O	P	Q	R	S	T	Fig
26	22	55	84	M22x1.5	79	3	22	-	40	78	26	84.5	30	5



907

Inner Joint		Driveshaft	Outer Joint
		RV3105	RV1047
		RV3107	RV1048
		abs 43	abs 43



Sinistra / Left

Rover

Destra / Right




400 (Serie RT - Front)

<i>kW</i>	<i>da:</i>	<i>a:</i>	<i>Cambio</i>	<i>Telaio</i>
	<i>from:</i>	<i>to:</i>	<i>Gearbox</i>	<i>Chassis</i>

A	B	C	D	F	H	Fig	N	O	P	Q	R	S	T	Fig
26	32	55	93	M22x1.5	78	3	29		40	90.5	26	56.5	34	5


2.0	100	12.95	03.00	-	-
-----	-----	-------	-------	---	---

A	B	C	D	F	H	Fig	N	O	P	Q	R	S	T	Fig
26	32	55	93	M22x1.5	78	3	29		40	90.5	26	56.5	34	5



Outer Joint		Driveshaft	Inner Joint	
RV1056		RV3143		
RV1044	abs 43	RV3100	abs 43	

Note : -




Inner Joint		Driveshaft	Outer Joint	
		RV3144		RV1056
		RV3101	abs 43	RV1044 abs 43

A	B	C	D	F	H	Fig	N	O	P	Q	R	S	T	Fig
26	32	55	93	M22x1.5	78	3	-		-	-	-	-	-	-


2.0 TD	63	11.95	03.00	-	-
--------	----	-------	-------	---	---

A	B	C	D	F	H	Fig	N	O	P	Q	R	S	T	Fig
26	32	55	93	M22x1.5	78	3	-		-	-	-	-	-	-



Outer Joint		Driveshaft	Inner Joint	
RV1044	abs 43	RV3151	abs 43	

Note : -



Inner Joint		Driveshaft	Outer Joint	
		RV3152	abs 43	RV1044 abs 43

600 (Serie RH - Front)

<i>kW</i>	<i>da:</i>	<i>a:</i>	<i>Cambio</i>	<i>Telaio</i>
	<i>from:</i>	<i>to:</i>	<i>Gearbox</i>	<i>Chassis</i>

A	B	C	D	F	H	Fig	N	O	P	Q	R	S	T	Fig
28	32	60		M24x1.5	-	3	-		-	-	-	-	-	-

1.8	85	01.96	02.99	-	246797 ->
2.0	85/96	06.94	02.99	-	246797 ->
2.3	116	06.94	02.99	-	246797 ->

A	B	C	D	F	H	Fig	N	O	P	Q	R	S	T	Fig
28	32	60		M24x1.5	-	3	27		40	84.5	-	58	38,1	-

Outer Joint		Driveshaft	Inner Joint	
RV1036		RV3027		
RV1037	abs 50	RV3043	abs 50	

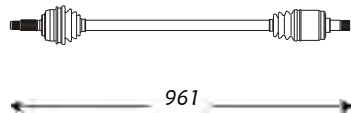
Note : -

Inner Joint		Driveshaft	Outer Joint	
		RV3028		RV1036
		RV3044	abs 50	RV1037 abs 50

A	B	C	D	F	H	Fig	N	O	P	Q	R	S	T	Fig
28	32	60		M24x1.5	-	3	27		40	84.5	-	58	38,1	5

1.8 Aut.	85	06.94	02.99	-	-
2.0 Aut.	85/96	06.94	02.99	-	-
2.3 Aut.	116	06.94	02.99	-	-

A	B	C	D	F	H	Fig	N	O	P	Q	R	S	T	Fig
28	32	60		M24x1.5	-	3	-		-	-	-	-	-	-



Outer Joint		Driveshaft	Inner Joint	
RV1036		RV3120		
RV1037	abs 50	RV3122	abs 50	

Note : -



Inner Joint		Driveshaft	Outer Joint	
		RV3121		RV1036
		RV3123	abs 50	RV1037 abs 50



Sinistra / Left

Rover

Destra / Right

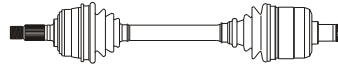


600 (Serie RH - Front)

A	B	C	D	F	H	Fig	N	O	P	Q	R	S	T	Fig
28	32	60		M24x1.5	-	3	27		40	84.5	-	58	38.1	-

kW	da:	a:	Cambio	Telaio
	from:	to:	Gearbox	Chassis
2.0	85/96	08.93	05.94	- -> 246796
2.3	116	08.93	05.94	- -> 246796


A	B	C	D	F	H	Fig	N	O	P	Q	R	S	T	Fig
28	32	60		M24x1.5	-	3	-	-	-	-	-	-	-	-

K12235  **K22235**

600

Outer Joint	Driveshaft	Inner Joint
RV1036 RV1037 abs 50	RV3025 RV3041 abs 50	

Note: -

K22235  **K12235**

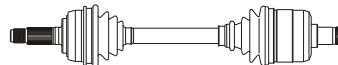
558

Inner Joint	Driveshaft	Outer Joint
	RV3026 RV3042 abs 50	RV1036 RV1037 abs 50

A	B	C	D	F	H	Fig	N	O	P	Q	R	S	T	Fig
28	32	60		M24x1.5	-	3	-	-	-	-	-	-	-	-

2.0 Sdi	77	06.94	02.99	- -
---------	----	-------	-------	-----


A	B	C	D	F	H	Fig	N	O	P	Q	R	S	T	Fig
28	32	60		M24x1.5	-	3	-	-	-	-	-	-	-	-

K12235  **K22235**

587

Outer Joint	Driveshaft	Inner Joint
RV1036 RV1037 abs 50	RV3114 RV3116 abs 50	

Note: -

K22235  **K12235**


987

Inner Joint	Driveshaft	Outer Joint
	RV3115 RV3117 abs 50	RV1036 RV1037 abs 50

A	B	C	D	F	H	Fig	N	O	P	Q	R	S	T	Fig
28	32	60	-	M24x1.5	-	3	29		40	89	-	56.5	34	-

2.0 T	147	07.94	02.99	- -
-------	-----	-------	-------	-----


A	B	C	D	F	H	Fig	N	O	P	Q	R	S	T	Fig
28	32	60	-	M24x1.5	-	3	29		40	89	-	56.5	34	-

K12235  **K22235**

595

Outer Joint	Driveshaft	Inner Joint
RV1053 abs 45 RV1037 abs 50	RV3118 abs 45 RV3147 abs 50	

Note: -

K22235  **K12235**

985


Inner Joint	Driveshaft	Outer Joint
	RV3119 abs 45 RV3148 abs 50	RV1053 abs 45 RV1037 abs 50

800 (Front)

A	B	C	D	F	H	Fig	N	O	P	Q	R	S	T	Fig
28	32	56	92	M24x1.5	85	3	29		40	90	26	56.5	34	5

kW	da:	a:	Cambio	Telaio
	from:	to:	Gearbox	Chassis
2.0	75/103	07.86	01.94	- -
2.0 i	98	07.86	01.94	- -


A	B	C	D	F	H	Fig	N	O	P	Q	R	S	T	Fig
28	32	56	92	M24x1.5	85	3	29		40	90	26	56.5	34	5

K12215  **K22285**

580

Outer Joint	Driveshaft	Inner Joint
RV1039 RV1040 abs 45	RV3045 RV3047 abs 45	

Note: -

K22285  **K12215**

982

Inner Joint	Driveshaft	Outer Joint
	RV3046 RV3048 abs 45	RV1039 RV1040 abs 45



Sinistra / Left

Rover

Destra / Right



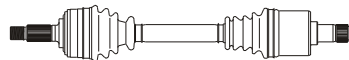
800 (Front)

<i>kW</i>	<i>da:</i>	<i>a:</i>	<i>Cambio</i>	<i>Telaio</i>
	<i>from:</i>	<i>to:</i>	<i>Gearbox</i>	<i>Chassis</i>

A	B	C	D	F	H	Fig	N	O	P	Q	R	S	T	Fig
28	32	56	92	M24x1.5	85	3	-	-	-	-	-	-	-	-

2.0	75/103	02.94	--	-	-
2.0 i	98	02.94	--	-	-


A	B	C	D	F	H	Fig	N	O	P	Q	R	S	T	Fig
28	32	56	92	M24x1.5	85	3	-	-	-	-	-	-	-	-

K12215  **K22285**

←-----→

Outer Joint	Driveshaft	Inner Joint
RV1039 RV1040 abs 45	RV3049 RV3052 abs 45	

Note : -

K22285  **K12215**


←-----→

Inner Joint	Driveshaft	Outer Joint
	RV3050 RV3051 abs 45	RV1039 RV1040 abs 45

A	B	C	D	F	H	Fig	N	O	P	Q	R	S	T	Fig
28	32	56	92	M24x1.5	85	3	24	-	40	90.5	28	71.5	34	5

2.0 Aut.	75/103	07.86	01.94	-	-
2.0 i Aut.	98	07.86	01.94	-	-


A	B	C	D	F	H	Fig	N	O	P	Q	R	S	T	Fig
28	32	56	92	M24x1.5	85	3	24	-	40	88.6	30	94.5	34	5

K12215  **K22285**

←-----632-----→

Outer Joint	Driveshaft	Inner Joint
RV1039 RV1040 abs 45	RV3088 RV3090 abs 45	

Note : -

K22285  **K12215**


←-----943-----→

Inner Joint	Driveshaft	Outer Joint
	RV3089 RV3091 abs 45	RV1039 RV1040 abs 45

A	B	C	D	F	H	Fig	N	O	P	Q	R	S	T	Fig
28	32	56	92	M24x1.5	85	3	29	-	40	90	26	56.5	34	5

2.5	-	07.86	01.94	-	-
2.5 Aut.	-	07.86	01.94	-	-
2.7	-	07.86	01.94	-	-
2.7 Aut.	-	07.86	01.94	-	-


A	B	C	D	F	H	Fig	N	O	P	Q	R	S	T	Fig
28	32	56	92	M24x1.5	85	3	29	-	40	90	26	56.5	34	5

K12215  **K22285**

←-----647-----→

Outer Joint	Driveshaft	Inner Joint
RV1039 RV1040 abs 45	RV3053 RV3054 abs 45	

Note : -

K22285  **K12215**


←-----647-----→

Inner Joint	Driveshaft	Outer Joint
	RV3053 RV3054 abs 45	RV1039 RV1040 abs 45

A	B	C	D	F	H	Fig	N	O	P	Q	R	S	T	Fig
28	32	56	92	M24x1.5	85	3	-	-	-	-	-	-	-	-

2.5	-	02.94	--	-	-
2.7	-	02.94	--	-	-


A	B	C	D	F	H	Fig	N	O	P	Q	R	S	T	Fig
28	32	56	92	M24x1.5	85	3	-	-	-	-	-	-	-	-

K12215  **K22285**

←-----→

Outer Joint	Driveshaft	Inner Joint
RV1039 RV1040 abs 45	RV3055 RV3056 abs 45	

Note : -

K22285  **K12215**

←-----→

Inner Joint	Driveshaft	Outer Joint
	RV3055 RV3056 abs 45	RV1039 RV1040 abs 45



Sinistra / Left

Rover

Destra / Right




800 (Front)

A	B	C	D	F	H	Fig	N	O	P	Q	R	S	T	Fig
28	32	56	92	M24x1.5	85	3	25		40	90.5	28	71.5	34	5

kW	da:	a:	Cambio	Telaio
	from:	to:	Gearbox	Chassis
2.5 TD	-	05.90	08.94	-
2.5 TD Aut.	-	05.90	08.94	-

A	B	C	D	F	H	Fig	N	O	P	Q	R	S	T	Fig
28	32	56	92	M24x1.5	85	3	25		40	90.5	30	172	34	5

K12215  **K22285**

587

K22285  **K12215**

988

Outer Joint	Driveshaft	Inner Joint
RV1039 RV1040 abs 45	RV3057 RV3059 abs 45	

Note : -

Inner Joint	Driveshaft	Outer Joint
	RV3058 RV3060 abs 45	RV1039 RV1040 abs 45

Allegro (Serie ADO67 - Front)

A	B	C	D	F	H	Fig	N	O	P	Q	R	S	T	Fig
29	19	48	72	7/8x14	-	3	21		-	75	30	-	-	-

kW	da:	a:	Cambio	Telaio
	from:	to:	Gearbox	Chassis
1.1	-	05.73	01.83	-
1.3	-	05.73	01.83	-

A	B	C	D	F	H	Fig	N	O	P	Q	R	S	T	Fig
29	19	48	72	7/8x14	-	3	21		-	75	30	-	-	-

K12000  **K22200**

701

K22200  **K12000**

650

Outer Joint	Driveshaft	Inner Joint
RV1010	RV3021	


Note : -

Inner Joint	Driveshaft	Outer Joint
	RV3022	RV1010

A	B	C	D	F	H	Fig	N	O	P	Q	R	S	T	Fig
29	23	48	84	-	-	3	-		-	-	-	-	-	-

kW	da:	a:	Cambio	Telaio
	from:	to:	Gearbox	Chassis
1.5	-	05.73	01.83	-
1.75	-	05.73	01.83	-

A	B	C	D	F	H	Fig	N	O	P	Q	R	S	T	Fig
29	23	48	84	-	-	3	-		-	-	-	-	-	-



705



755

Outer Joint	Driveshaft	Inner Joint
RV1011	RV3128	

Note : -

Inner Joint	Driveshaft	Outer Joint
	RV3129	RV1011



Sinistra / Left

Rover

Destra / Right

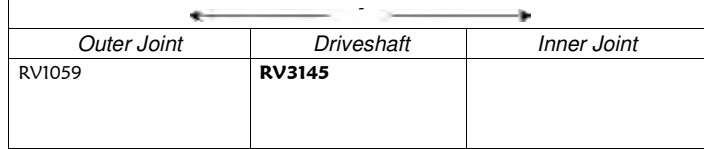


Land Rover (Front)

A	B	C	D	F	H	Fig	N	O	P	Q	R	S	T	Fig
23	23	66.8	92	-	-	-	-	-	-	-	-	-	-	-

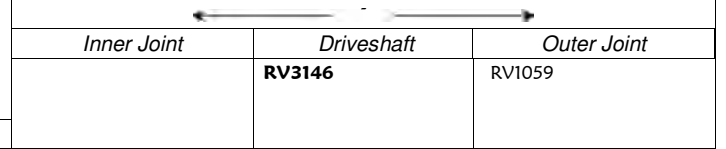
kW	da: from:	a: to:	Cambio Gearbox	Telaio Chassis
2.3	51	06.63	06.81	- -
2.3 D	46	06.63	06.81	- -

A	B	C	D	F	H	Fig	N	O	P	Q	R	S	T	Fig
23	23	66.8	92	-	-	-	-	-	-	-	-	-	-	-

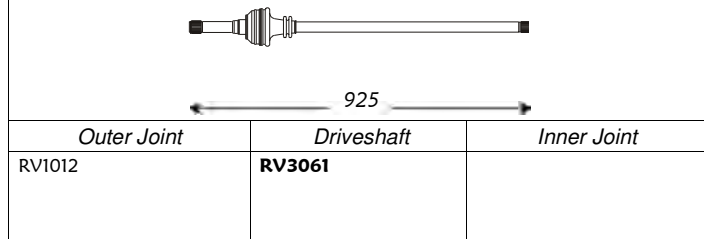


A	B	C	D	F	H	Fig	N	O	P	Q	R	S	T	Fig
24	23	67	92	M10	179	3	10	-	-	-	44	-	-	-

kW	da: from:	a: to:	Cambio Gearbox	Telaio Chassis
2.3	51	07.81	01.83	- -
2.3 D	46	07.81	01.83	- -

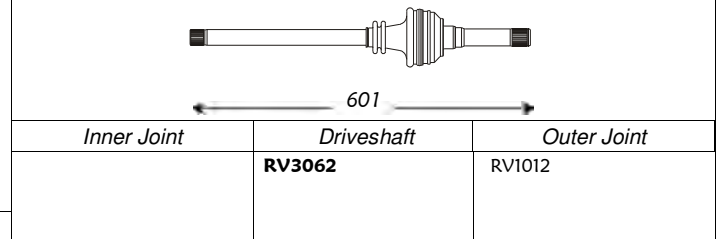


A	B	C	D	F	H	Fig	N	O	P	Q	R	S	T	Fig
24	23	67	92	M10	179	3	10	-	-	-	44	-	-	-

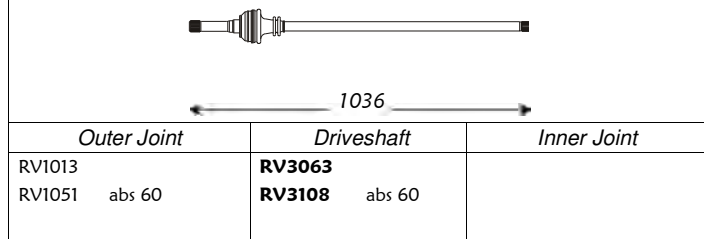


A	B	C	D	F	H	Fig	N	O	P	Q	R	S	T	Fig
24	32	67	92	M10	170	3	-	-	-	-	-	-	-	-

kW	da: from:	a: to:	Cambio Gearbox	Telaio Chassis
2.3	51	02.83	--	- -
2.3 D	46	02.83	--	- -

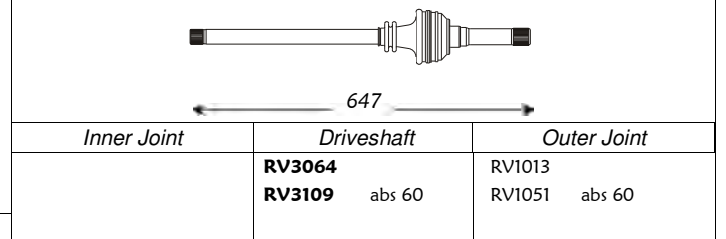


A	B	C	D	F	H	Fig	N	O	P	Q	R	S	T	Fig
24	32	67	92	M10	170	3	-	-	-	-	-	-	-	-



A	B	C	D	F	H	Fig	N	O	P	Q	R	S	T	Fig
24	32	67	92	M10	170	3	-	-	-	-	-	-	-	-

kW	da: from:	a: to:	Cambio Gearbox	Telaio Chassis
2.3	51	02.83	--	- -
2.3 D	46	02.83	--	- -



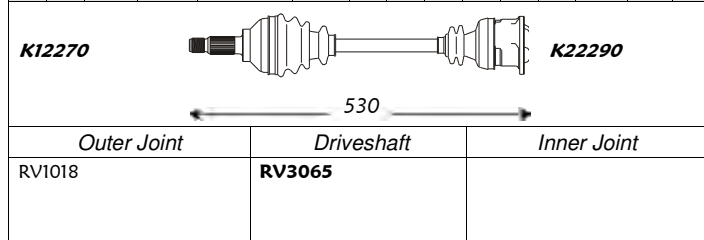
A	B	C	D	F	H	Fig	N	O	P	Q	R	S	T	Fig
24	32	67	92	M10	170	3	-	-	-	-	-	-	-	-

Maestro (MT/AT) (Front)

A	B	C	D	F	H	Fig	N	O	P	Q	R	S	T	Fig
25	22	50	84	Ø20	86	3	-	-	-	90	-	-	30	5

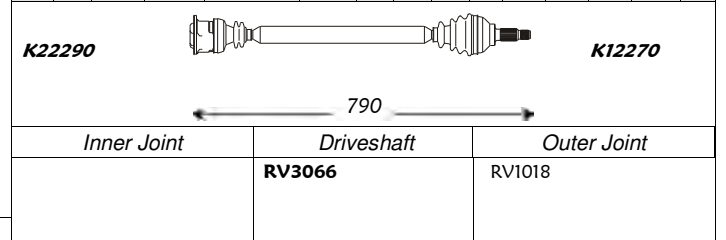
kW	da: from:	a: to:	Cambio Gearbox	Telaio Chassis
1.3	-	03.83	12.85	- -
1.6	75	03.83	12.85	- -

A	B	C	D	F	H	Fig	N	O	P	Q	R	S	T	Fig
25	22	50	84	Ø20	86	3	-	-	-	90	-	-	30	5



A	B	C	D	F	H	Fig	N	O	P	Q	R	S	T	Fig
25	22	50	84	Ø20	86	3	-	-	-	90	-	-	30	5

kW	da: from:	a: to:	Cambio Gearbox	Telaio Chassis
1.3	-	03.83	12.85	- -
1.6	75	03.83	12.85	- -



A	B	C	D	F	H	Fig	N	O	P	Q	R	S	T	Fig
25	22	50	84	Ø20	86	3	-	-	-	90	-	-	30	5



Sinistra / Left

Rover

Destra / Right

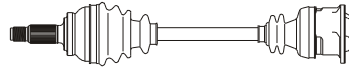


Maestro (MT/AT) (Front)

A	B	C	D	F	H	Fig	N	O	P	Q	R	S	T	Fig
25	22	50	81	M22x1.5	86	3	-	-	-	90	-	-	30	5

kW	da:	a:	Cambio	Telaio
	from:	to:	Gearbox	Chassis
1.3	-	01.86	--	-
1.6	75	01.86	10.88	-


A	B	C	D	F	H	Fig	N	O	P	Q	R	S	T	Fig
25	22	50	81	M22x1.5	86	3	-	-	-	90	-	-	30	5

K12270  **K22290**

530

Outer Joint	Driveshaft	Inner Joint
RV1019	RV3067	

Note: -

K22290  **K12270**

790


Inner Joint	Driveshaft	Outer Joint
	RV3068	RV1019

Note: -

A	B	C	D	F	H	Fig	N	O	P	Q	R	S	T	Fig
25	22	50	84	∅20	86	3	29	-	-	-	-	-	-	-

kW	da:	a:	Cambio	Telaio
	from:	to:	Gearbox	Chassis
1.6	75	03.85	12.85	-
2.0 MG	-	10.84	12.85	-


A	B	C	D	F	H	Fig	N	O	P	Q	R	S	T	Fig
25	22	50	84	∅20	86	3	29	-	-	-	-	-	-	-

K12270  **K22290**

545

Outer Joint	Driveshaft	Inner Joint
RV1018	RV3073	

Note: -

K22290  **K12270**

960

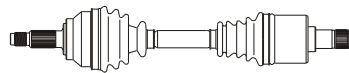
Inner Joint	Driveshaft	Outer Joint
	RV3074	RV1018

Note: -

A	B	C	D	F	H	Fig	N	O	P	Q	R	S	T	Fig
25	22	50	84	M22x1.5	82	3	29	-	-	81	-	56	-	-

kW	da:	a:	Cambio	Telaio
	from:	to:	Gearbox	Chassis
1.6	75	01.86	02.93	-
2.0 MG	-	01.86	02.93	-


A	B	C	D	F	H	Fig	N	O	P	Q	R	S	T	Fig
25	22	50	84	M22x1.5	82	3	29	-	-	81	-	56	-	-

K12270  **K22290**

545

Outer Joint	Driveshaft	Inner Joint
RV1023	RV3075	

Note: -

K22290  **K12270**

970

Inner Joint	Driveshaft	Outer Joint
	RV3076	RV1023


Note: -

Maxi (Front)

A	B	C	D	F	H	Fig	N	O	P	Q	R	S	T	Fig
29	24	54	88.7	-	-	-	-	-	-	-	-	-	-	-

kW	da:	a:	Cambio	Telaio
	from:	to:	Gearbox	Chassis
1.5	-	01.72	--	-
1.75	-	01.72	--	-


A	B	C	D	F	H	Fig	N	O	P	Q	R	S	T	Fig
29	24	54	88.7	-	-	-	-	-	-	-	-	-	-	-



740

Outer Joint	Driveshaft	Inner Joint
RV1058	RV3136	

Note: -



740

Inner Joint	Driveshaft	Outer Joint
	RV3136	RV1058

Note: -



Sinistra / Left

Rover

Destra / Right

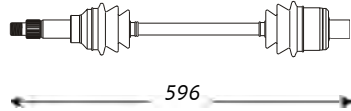


Metro (Serie XP - Front)

A	B	C	D	F	H	Fig	N	O	P	Q	R	S	T	Fig
29		48	72.5	Ø22	104		21		-	77	30	-	-	-

kW	da: from:	a: to:	Cambio Gearbox	Telaio Chassis
1.0	-	--	01.90	-
1.3	-	--	01.90	-
1.3 Aut.	-	--	01.90	-

A	B	C	D	F	H	Fig	N	O	P	Q	R	S	T	Fig
29		48	72.5	Ø22	104		21		-	77	30	-	-	-



596

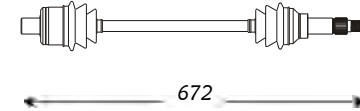
Outer Joint

Driveshaft

Inner Joint

RV3031

Note : -



672

Inner Joint

Driveshaft

Outer Joint

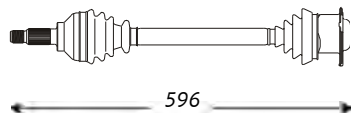
RV3032

A	B	C	D	F	H	Fig	N	O	P	Q	R	S	T	Fig
25	22	50	81	M22x1.5	86	3	-		-	-	-	-	-	-

kW	da: from:	a: to:	Cambio Gearbox	Telaio Chassis
1.0	-	01.90	--	-
1.1	-	01.90	--	-
1.3	-	01.90	--	-
1.3 Turbo	-	01.90	--	-
1.5 D	-	01.90	--	-

A	B	C	D	F	H	Fig	N	O	P	Q	R	S	T	Fig
25	22	50	81	M22x1.5	86	3	29		-	78	-	-	-	-

K12220



596

Outer Joint

Driveshaft

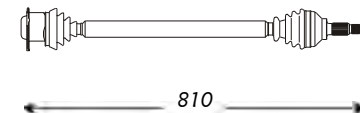
Inner Joint

RV1019

RV3077

Note : -

K22260



810

Inner Joint

Driveshaft

Outer Joint

RV3078

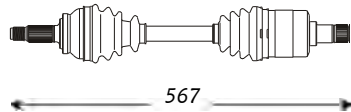
RV1019

MGF (Serie RD - Rear)

A	B	C	D	F	H	Fig	N	O	P	Q	R	S	T	Fig
25	22	50	84	M22x1.5	82	3	-		-	-	-	-	-	-

kW	da: from:	a: to:	Cambio Gearbox	Telaio Chassis
1.8 i	88	10.95	03.02	-

A	B	C	D	F	H	Fig	N	O	P	Q	R	S	T	Fig
25	22	50	84	M22x1.5	82	3	-		-	-	-	-	-	-



567

Outer Joint

Driveshaft

Inner Joint

RV1023

RV3132
RV3134 abs 42

Note : -

842

Inner Joint

Driveshaft

Outer Joint

RV3133
RV3135 abs 42

RV1023
RV1054 abs 42



Sinistra / Left

Rover

Destra / Right

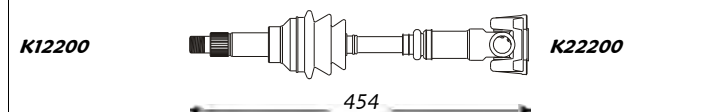


Mini (Front)

A	B	C	D	F	H	Fig	N	O	P	Q	R	S	T	Fig
29	19	48	72	7/8x14	-	3	-	-	-	-	-	-	-	-

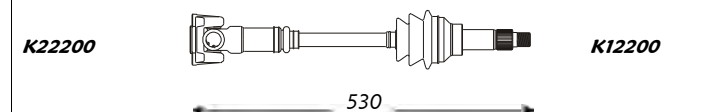
kW	da:	a:	Cambio	Telaio
	from:	to:	Gearbox	Chassis
1.3	-	---	12.71	-

A	B	C	D	F	H	Fig	N	O	P	Q	R	S	T	Fig
29	19	48	72	7/8x14	-	3	-	-	-	-	-	-	-	-



Outer Joint	Driveshaft	Inner Joint
RV1010	RV3092	

Note: -

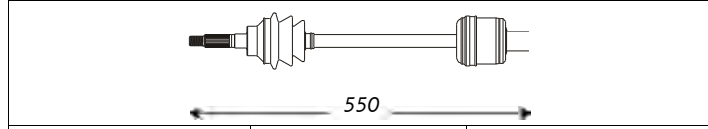


Inner Joint	Driveshaft	Outer Joint
	RV3093	RV1010

A	B	C	D	F	H	Fig	N	O	P	Q	R	S	T	Fig
19	19	48	68	5/8"x18	-	-	21	19	32	75	43	37	-	-

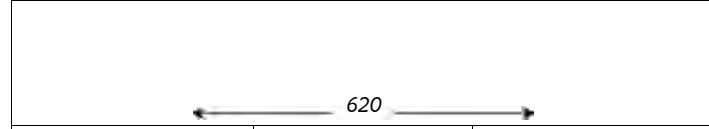
1000	-	06.84	---	-	-
1100	33	01.72	05.84	-	-
850	25	01.72	05.84	-	-

A	B	C	D	F	H	Fig	N	O	P	Q	R	S	T	Fig
19	19	48	68	5/8"x18	-	-	21	19	32	75	43	37	-	-



Outer Joint	Driveshaft	Inner Joint
RV1015	RV3035	

Note: -

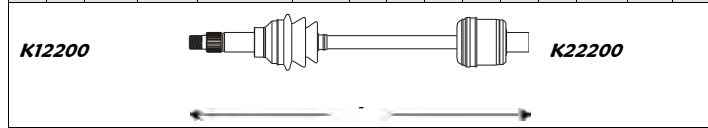


Inner Joint	Driveshaft	Outer Joint
	RV3036	RV1015

A	B	C	D	F	H	Fig	N	O	P	Q	R	S	T	Fig
29	19	48	72	7/8x14	-	3	-	-	-	-	-	-	-	-

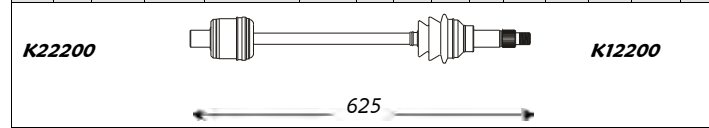
1275	-	01.72	---	-	-
1300	-	01.72	---	-	-
1300 Cooper	-	01.72	---	-	-

A	B	C	D	F	H	Fig	N	O	P	Q	R	S	T	Fig
29	19	48	72	7/8x14	-	3	-	-	-	-	-	-	-	-



Outer Joint	Driveshaft	Inner Joint
RV1010	RV3039	

Note: -



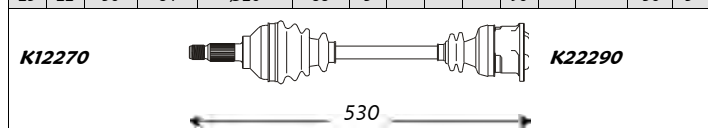
Inner Joint	Driveshaft	Outer Joint
	RV3040	RV1010

Montego (Serie XE - Front)

A	B	C	D	F	H	Fig	N	O	P	Q	R	S	T	Fig
25	22	50	84	Ø20	86	3	-	-	-	90	-	-	30	5


kW	da:	a:	Cambio	Telaio
	from:	to:	Gearbox	Chassis
1.3	50	04.84	12.85	-

A	B	C	D	F	H	Fig	N	O	P	Q	R	S	T	Fig
25	22	50	84	Ø20	86	3	-	-	-	90	-	-	30	5



Outer Joint	Driveshaft	Inner Joint
RV1018	RV3065	

Note: -



Inner Joint	Driveshaft	Outer Joint
	RV3066	RV1018



Sinistra / Left

Rover

Destra / Right



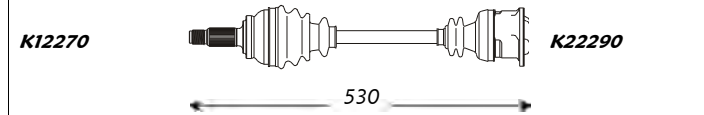
Montego (Serie XE - Front)

kW	da:	a:	Cambio	Telaio
	from:	to:	Gearbox	Chassis

A	B	C	D	F	H	Fig	N	O	P	Q	R	S	T	Fig
25	22	50	81	M22x1.5	86	3	-	-	-	90	-	-	30	5

1.3

50 01.86 10.88 - -



Outer Joint	Driveshaft	Inner Joint
RV1019	RV3067	

Note : -


A	B	C	D	F	H	Fig	N	O	P	Q	R	S	T	Fig
25	22	50	84	Ø20	86	3	-	-	-	90	-	-	30	5

1.6

61 04.84 12.85 - -

1.6 Aut.

61 04.84 12.85 - -



Outer Joint	Driveshaft	Inner Joint
RV1018	RV3069	

Note : -


A	B	C	D	F	H	Fig	N	O	P	Q	R	S	T	Fig
25	22	50	84	M22x1.5	82	3	-	-	-	90	-	-	30	5

1.6

61 01.86 10.88 - -

1.6 Aut.

61 01.86 10.88 - -



Outer Joint	Driveshaft	Inner Joint
RV1023	RV3071	

Note : -

A	B	C	D	F	H	Fig	N	O	P	Q	R	S	T	Fig
25	22	50	84	M22x1.5	82	3	29	-	-	81	-	56	-	-

1.6

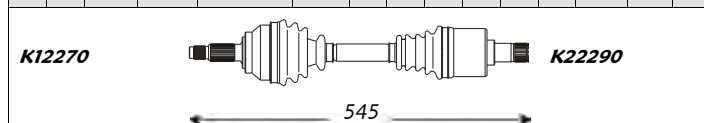
61 11.88 07.91 - -

1.6 Aut.

61 11.88 07.91 - -

2.0 i

74 01.86 12.94 - -




Outer Joint	Driveshaft	Inner Joint
RV1023	RV3075	

Note : -


A	B	C	D	F	H	Fig	N	O	P	Q	R	S	T	Fig
25	22	50	81	M22x1.5	86	3	-	-	-	90	-	-	30	5

K22290



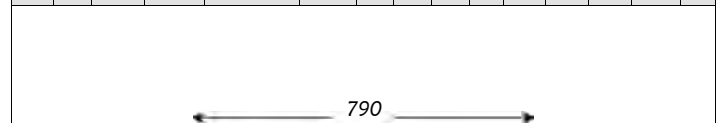
Inner Joint	Driveshaft	Outer Joint
	RV3068	RV1019

A	B	C	D	F	H	Fig	N	O	P	Q	R	S	T	Fig
25	22	50	84	Ø20	86	3	-	-	-	90	-	-	30	5




Inner Joint	Driveshaft	Outer Joint
	RV3070	RV1018

A	B	C	D	F	H	Fig	N	O	P	Q	R	S	T	Fig
25	22	50	84	M22x1.5	82	3	-	-	-	90	-	-	30	5



Inner Joint	Driveshaft	Outer Joint
	RV3072	RV1023

A	B	C	D	F	H	Fig	N	O	P	Q	R	S	T	Fig
25	22	50	84	M22x1.5	82	3	29	-	-	81	-	56	-	-



Inner Joint	Driveshaft	Outer Joint
	RV3076	RV1023



Sinistra / Left

Rover

Destra / Right



Montego (Serie XE - Front)

kW	da:	a:	Cambio	Telaio
	from:	to:	Gearbox	Chassis

A	B	C	D	F	H	Fig	N	O	P	Q	R	S	T	Fig
25	22	50	84	∅20	86	3	29		-	-	-	-	-	-


2.0 i	74	04.84	12.85	-	-
-------	----	-------	-------	---	---

A	B	C	D	F	H	Fig	N	O	P	Q	R	S	T	Fig
25	22	50	84	∅20	86	3	29		-	-	-	-	-	-

2.0 i	74	04.84	12.85	-	-
-------	----	-------	-------	---	---

2.0 i	74	04.84	12.85	-	-
-------	----	-------	-------	---	---

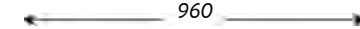
K12270 **K22290**



Outer Joint	Driveshaft	Inner Joint
RV1018	RV3073	

Note : -

K22290 **K12270**



Inner Joint	Driveshaft	Outer Joint
	RV3074	RV1018

A	B	C	D	F	H	Fig	N	O	P	Q	R	S	T	Fig
25	22	50	84	M22x1.5	82	3	24		40	76.5	28	71.5	30	5

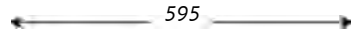

2.0 i Aut.	74	04.84	12.85	-	-
------------	----	-------	-------	---	---

A	B	C	D	F	H	Fig	N	O	P	Q	R	S	T	Fig
25	22	50	84	M22x1.5	82	3	24		40	76.5	30	94.5	30	5

2.0 i Aut.	74	04.84	12.85	-	-
------------	----	-------	-------	---	---

2.0 i Aut.	74	04.84	12.85	-	-
------------	----	-------	-------	---	---


K12215



Outer Joint	Driveshaft	Inner Joint
RV1023	RV3094	

Note : -

K12215



Inner Joint	Driveshaft	Outer Joint
	RV3095	RV1023

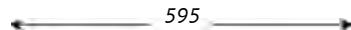
A	B	C	D	F	H	Fig	N	O	P	Q	R	S	T	Fig
25	22	50	84	M22x1.5	82	3	-		-	-	-	-	-	-

2.0 i Aut.	74	01.86	12.94	-	-
------------	----	-------	-------	---	---

A	B	C	D	F	H	Fig	N	O	P	Q	R	S	T	Fig
25	22	50	84	M22x1.5	82	3	-		-	-	-	-	-	-

2.0 i Aut.	74	01.86	12.94	-	-
------------	----	-------	-------	---	---

2.0 i Aut.	74	01.86	12.94	-	-
------------	----	-------	-------	---	---



Outer Joint	Driveshaft	Inner Joint
RV1023	RV3130	

Note : -



Inner Joint	Driveshaft	Outer Joint
	RV3131	RV1023


A	B	C	D	F	H	Fig	N	O	P	Q	R	S	T	Fig
25	23	50	89	M22x1.5	-	3	29		-	-	-	-	-	-

2.0 T	86	04.85	12.85	-	-
-------	----	-------	-------	---	---

A	B	C	D	F	H	Fig	N	O	P	Q	R	S	T	Fig
25	23	50	89	M22x1.5	-	3	-		-	-	-	-	-	-

2.0 T	86	04.85	12.85	-	-
-------	----	-------	-------	---	---

2.0 T	86	04.85	12.85	-	-
-------	----	-------	-------	---	---



Outer Joint	Driveshaft	Inner Joint
RV1021	RV3080	

Note : -



Inner Joint	Driveshaft	Outer Joint
	RV3081	RV1021



Sinistra / Left

Rover

Destra / Right




Montego (Serie XE - Front)

													kW	da:	a:	Cambio	Telaio																			
														from:	to:	Gearbox	Chassis																			
A	B	C	D	F	H	Fig	N	O	P	Q	R	S	T	Fig							A	B	C	D	F	H	Fig	N	O	P	Q	R	S	T	Fig	
25	32	50	92	M22x1.5	-	3	-	-	-	-	-	-	-	-	2.0 T	86	01.86	11.94	-	-		25	32	50	92	M22x1.5	-	3	-	-	-	-	-	-	-	-
													2.0 TD	60	01.86	11.94	-	-																		
													←-----→					←-----→																		
<i>Outer Joint</i>				<i>Driveshaft</i>				<i>Inner Joint</i>					<i>Inner Joint</i>				<i>Driveshaft</i>				<i>Outer Joint</i>															
RV1022				RV3082													RV3083				RV1022															
													Note : -																							

Princess (Front)


													kW	da:	a:	Cambio	Telaio																			
														from:	to:	Gearbox	Chassis																			
A	B	C	D	F	H	Fig	N	O	P	Q	R	S	T	Fig							A	B	C	D	F	H	Fig	N	O	P	Q	R	S	T	Fig	
29	23	58	84	-	119	3	25	23	35	87	43	114	-	-	1.7	-	03.75	01.81	-	-		29	23	58	84	-	119	3	25	23	35	87	43	114	-	-
													1.8	-	03.75	01.81	-	-																		
													2.0	75	03.75	01.81	-	-																		
													2.2	-	03.75	01.81	-	-																		
													←-----→					←-----→																		
<i>Outer Joint</i>				<i>Driveshaft</i>				<i>Inner Joint</i>					<i>Inner Joint</i>				<i>Driveshaft</i>				<i>Outer Joint</i>															
RV1041				RV3084				RV2015					RV2015				RV3085				RV1041															
													Note : -																							

K12210



755

K12210



779



Sinistra / Left

Saab

Destra / Right



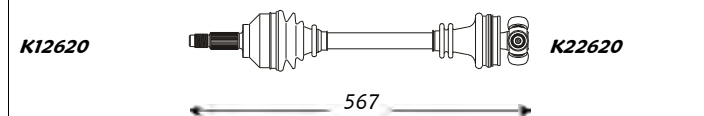
90 (Front)

A	B	C	D	F	H	Fig	N	O	P	Q	R	S	T	Fig
25	25	56.6	90	M22x1.5	85	1							34	5

2.0

kW da: a: Cambio Telaio
from: to: Gearbox Chassis

74 01.85 12.87 - -

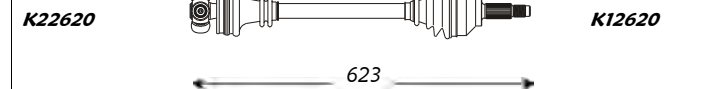


Outer Joint Driveshaft Inner Joint

SA1004	SA3001	SA7001
--------	---------------	--------

Note : -

A	B	C	D	F	H	Fig	N	O	P	Q	R	S	T	Fig
25	25	56.6	90	M22x1.5	85	1							34	5



Inner Joint Driveshaft Outer Joint

SA7001	SA3002	SA1004
--------	---------------	--------

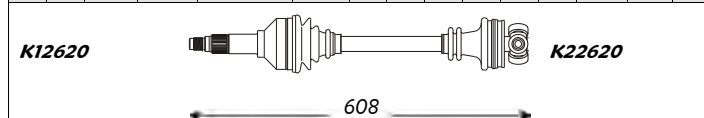
900 I (Front)

A	B	C	D	F	H	Fig	N	O	P	Q	R	S	T	Fig
30	25	47	90	M22x1.5	120	1							34	5

2.0

kW da: a: Cambio Telaio
from: to: Gearbox Chassis

- 01.78 12.80 - -

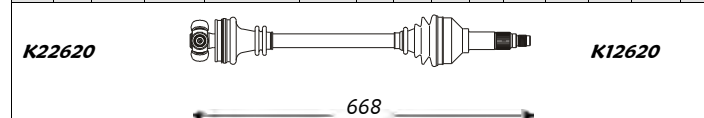


Outer Joint Driveshaft Inner Joint

SA1003	SA3003	SA7001
--------	---------------	--------

Note : -

A	B	C	D	F	H	Fig	N	O	P	Q	R	S	T	Fig
30	25	47	90	M22x1.5	120	1							34	5



Inner Joint Driveshaft Outer Joint

SA7001	SA3004	SA1003
--------	---------------	--------

A	B	C	D	F	H	Fig	N	O	P	Q	R	S	T	Fig
25	25	56.6	90	M22x1.5	85	1	-	-	-	-	-	-	37	5

2.0

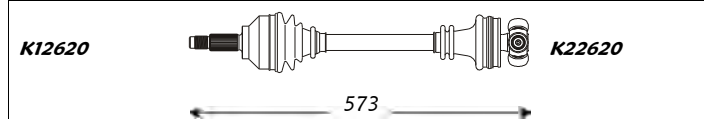
2.0 Turbo

2.0 Turbo Aut.

- 01.81 12.87 - -

- 01.81 12.85 - -

- 01.81 12.85 - -

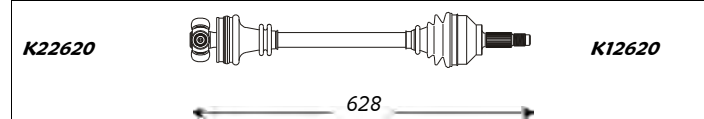


Outer Joint Driveshaft Inner Joint

SA1004	SA3009	
--------	---------------	--

Note : -

A	B	C	D	F	H	Fig	N	O	P	Q	R	S	T	Fig
25	25	56.6	90	M22x1.5	85	1	-	-	-	-	-	-	37	5



Inner Joint Driveshaft Outer Joint

	SA3010	SA1004
--	---------------	--------

A	B	C	D	F	H	Fig	N	O	P	Q	R	S	T	Fig
25	25	56.6	90	M22x1.5	85	1	-	-	-	-	-	-	37	5

2.0

2.0 i

2.0 Turbo

98/120 01.88 07.93 - -

107/108 01.88 07.93 - -

- 01.88 07.93 - -

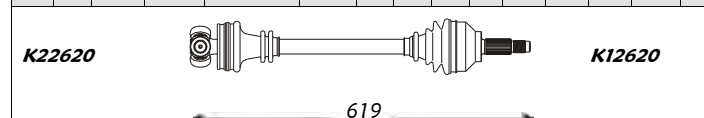


Outer Joint Driveshaft Inner Joint

SA1004	SA3011	
SA1012 abs 46	SA3015 abs 46	
SA1008 abs 94	SA3013 abs 94	

Note : -

A	B	C	D	F	H	Fig	N	O	P	Q	R	S	T	Fig
25	25	56.6	90	M22x1.5	85	1	-	-	-	-	-	-	37	5



Inner Joint Driveshaft Outer Joint

	SA3012	
	SA3016 abs 46	SA1012 abs 46
	SA3014 abs 94	SA1008 abs 94



Sinistra / Left

Saab

Destra / Right



900 I (Front)

A	B	C	D	F	H	Fig	N	O	P	Q	R	S	T	Fig
25	25	56.6	90	M22x1.5	85	1	-	-	-	-	-	-	37	5

2.0 i

kW

da:
from:

a:
to:

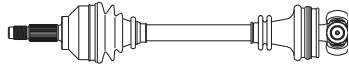
Cambio
Gearbox

Telaio
Chassis

- 10.84 08.88 - -

A	B	C	D	F	H	Fig	N	O	P	Q	R	S	T	Fig
25	25	56.6	90	M22x1.5	85	1	-	-	-	-	-	-	37	5

K12620



K22620

567

Outer Joint

Driveshaft


Inner Joint

SA1004

SA3040

Note : -

K12620



K12620

619

Inner Joint

Driveshaft

Outer Joint

SA1004

SA3041

SA1004

900 II (Front)

A	B	C	D	F	H	Fig	N	O	P	Q	R	S	T	Fig
33	25	52	90	M22x1.5	99	1	34	25	35	101	27	57	-	-

2.0

kW

da:
from:

a:
to:

Cambio
Gearbox

Telaio
Chassis


- 07.93 06.94 - -

2.3

- 07.93 06.94 - -

A	B	C	D	F	H	Fig	N	O	P	Q	R	S	T	Fig
33	25	52	90	M22x1.5	99	1	34	25	38	97	34	42	-	-

K12620



582

Outer Joint

Driveshaft


Inner Joint

SA1013

SA3017

SA2001

Note : -



K12620

540

Inner Joint

Driveshaft

Outer Joint

SA2002

SA3018

SA1013

A	B	C	D	F	H	Fig	N	O	P	Q	R	S	T	Fig
33	25	52	90	M22x1.5	99	1	34	25	35	101	27	57	-	-

2.0

- 07.94 --- - -

2.3

- 07.94 --- - -

A	B	C	D	F	H	Fig	N	O	P	Q	R	S	T	Fig
33	25	52	90	M22x1.5	99	1	34	25	38	97	34	42	-	-

K12620



582

Outer Joint

Driveshaft


Inner Joint

SA1014 abs 29

SA3019 abs 29

SA2001

Note : -



K12620

540

Inner Joint

Driveshaft

Outer Joint

SA2002

SA3020 abs 29

SA1014 abs 29

A	B	C	D	F	H	Fig	N	O	P	Q	R	S	T	Fig
33	25	52	90	M22x1.5	99	1	34	25	35	101	27	57	-	-

2.0 Turbo


- 07.93 --- - -

2.5 V6

- 07.93 --- - -

A	B	C	D	F	H	Fig	N	O	P	Q	R	S	T	Fig
33	25	52	90	M22x1.5	99	1	34	25	38	97	34	42	-	-

K12620



588

Outer Joint

Driveshaft


Inner Joint

SA1013
SA1014 abs 29

SA3023
SA3025 abs 29

SA2001

Note : -



K12620

546

Inner Joint

Driveshaft

Outer Joint

SA2002

SA3024
SA3026 abs 29

SA1013
SA1014 abs 29



Sinistra / Left

Saab

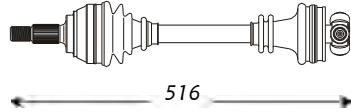
Destra / Right



9000 (Front)

<i>kW</i>	<i>da:</i>	<i>a:</i>	<i>Cambio</i>	<i>Telaio</i>
	<i>from:</i>	<i>to:</i>	<i>Gearbox</i>	<i>Chassis</i>

A	B	C	D	F	H	Fig	N	O	P	Q	R	S	T	Fig
26	25	56.5	90	M22x1.5	85	1	-	-	-	-	-	-	37	5



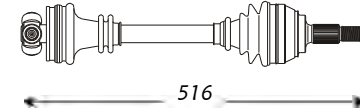
516

Outer Joint		Driveshaft	Inner Joint	
SA1009		SA3031		
SA1016	abs 46	SA3033	abs 46	
SA1015	abs 94	SA3032	abs 94	

2.0 16V	127	01.85	--	-	-
2.0 Turbo	-	01.85	12.89	-	-

Note: -

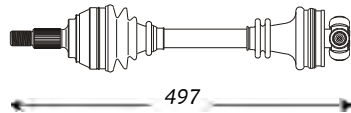
A	B	C	D	F	H	Fig	N	O	P	Q	R	S	T	Fig
26	25	56.5	90	M22x1.5	85	1	-	-	-	-	-	-	37	5



516

Inner Joint		Driveshaft	Outer Joint	
		SA3031		SA1009
		SA3033	abs 46	SA1016 abs 46
		SA3032	abs 94	SA1015 abs 94

A	B	C	D	F	H	Fig	N	O	P	Q	R	S	T	Fig
26	25	56.5	90	M22x1.5	85	1	-	-	-	-	-	-	37	5



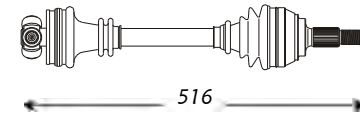
497

Outer Joint		Driveshaft	Inner Joint	
SA1009		SA3034		
SA1016	abs 46	SA3035	abs 46	
SA1015	abs 94	SA3044	abs 94	

2.0 Aut.	127	01.85	--	-	-
2.0 Turbo Aut.	-	01.85	--	-	-

Note: -

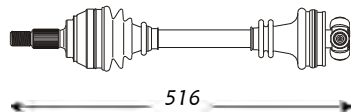
A	B	C	D	F	H	Fig	N	O	P	Q	R	S	T	Fig
26	25	56.5	90	M22x1.5	85	1	-	-	-	-	-	-	37	5



516

Inner Joint		Driveshaft	Outer Joint	
		SA3031		SA1009
		SA3033	abs 46	SA1016 abs 46
		SA3032	abs 94	SA1015 abs 94

A	B	C	D	F	H	Fig	N	O	P	Q	R	S	T	Fig
26	25	56.5	90	M22x1.5	85	1	-	-	-	-	-	-	37	5



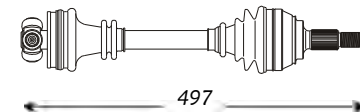
516

Outer Joint		Driveshaft	Inner Joint	
SA1009		SA3031		
SA1015	abs 94	SA3032	abs 94	

2.3 i 16V	143/147	09.89	--	-	-
-----------	---------	-------	----	---	---

Note: -

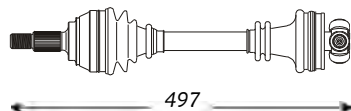
A	B	C	D	F	H	Fig	N	O	P	Q	R	S	T	Fig
26	25	56.5	90	M22x1.5	85	1	-	-	-	-	-	-	37	5



497

Inner Joint		Driveshaft	Outer Joint	
		SA3034		SA1009
		SA3044	abs 94	SA1015 abs 94

A	B	C	D	F	H	Fig	N	O	P	Q	R	S	T	Fig
26	25	56.5	90	M22x1.5	85	1	-	-	-	-	-	-	37	5



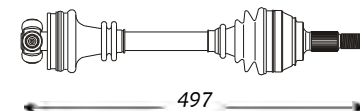
497

Outer Joint		Driveshaft	Inner Joint	
SA1009		SA3034		
SA1015	abs 94	SA3044	abs 94	

2.3 i 16V Aut.	108/125	09.89	--	-	-
----------------	---------	-------	----	---	---

Note: -

A	B	C	D	F	H	Fig	N	O	P	Q	R	S	T	Fig
26	25	56.5	90	M22x1.5	85	1	-	-	-	-	-	-	37	5



497

Inner Joint		Driveshaft	Outer Joint	
		SA3034		SA1009
		SA3044	abs 94	SA1015 abs 94



Sinistra / Left

Saab

Destra / Right



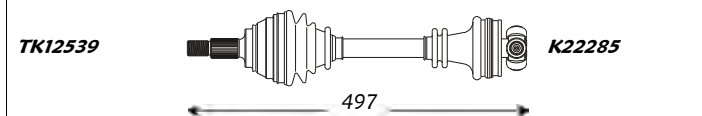
9000 (Front)

kW	da:	a:	Cambio	Telaio
	from:	to:	Gearbox	Chassis

A	B	C	D	F	H	Fig	N	O	P	Q	R	S	T	Fig
26	25	56.6	98	M22x1.5	84	1							34	5

2.3 i 16V T. Aut.

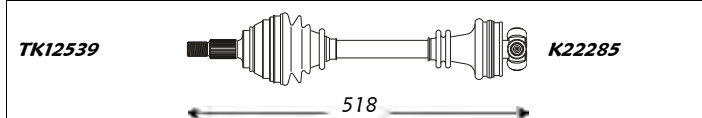
143/147 09.89 --- - -



Outer Joint		Driveshaft	Inner Joint
SA1017		SA3037	SA7001
SA1019	abs 94	SA3043 abs 94	

Note : -

A	B	C	D	F	H	Fig	N	O	P	Q	R	S	T	Fig
26	25	56.6	98	M22x1.5	84	1							34	5



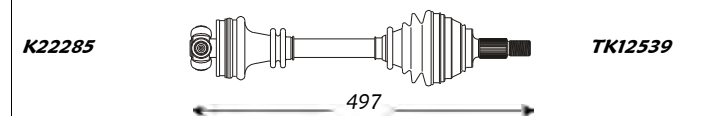
Outer Joint		Driveshaft	Inner Joint
SA1017		SA3036	SA7001
SA1018	abs 46	SA3038 abs 46	
SA1019	abs 94	SA3042 abs 94	

2.3 Turbo

143/147 09.90 --- - -

Note : -

A	B	C	D	F	H	Fig	N	O	P	Q	R	S	T	Fig
26	25	56.6	98	M22x1.5	84	1							34	5



Inner Joint		Driveshaft	Outer Joint
SA7001		SA3037	SA1017
		SA3043 abs 94	SA1019 abs 94

9-3 (Serie YS3_ - Front)

kW	da:	a:	Cambio	Telaio
	from:	to:	Gearbox	Chassis

A	B	C	D	F	H	Fig	N	O	P	Q	R	S	T	Fig
33	25	52	90	M22x1.5	99	1	34		35	-	-	56.5	-	5

2.0 i

96/110 02.98 09.02 - -

2.0 Turbo


136/147 02.98 09.02 - -

2.2 Tid

85/92 02.98 09.02 - -

2.3 i

110 02.98 09.02 - -



Outer Joint		Driveshaft	Inner Joint
SA1014	abs 29	SA3045 abs 29	

Note : -


A	B	C	D	F	H	Fig	N	O	P	Q	R	S	T	Fig
-	-	-	-	-	-	-	-	-	-	-	-	-	-	-

2.0 Turbo

110-154 10.02 --- - -

2.2 Tid


92 10.02 --- - -



Outer Joint		Driveshaft	Inner Joint
SA1023		SA3048	

Note : -

A	B	C	D	F	H	Fig	N	O	P	Q	R	S	T	Fig
33	25	52	90	M22x1.5	99	1	34		35	-	-	420	-	5



Inner Joint		Driveshaft	Outer Joint
		SA3046 abs 29	SA1014 abs 29

A	B	C	D	F	H	Fig	N	O	P	Q	R	S	T	Fig
-	-	-	-	-	-	-	-	-	-	-	-	-	-	-



Inner Joint		Driveshaft	Outer Joint
		SA3048	SA1023



Sinistra / Left

Saab

Destra / Right



9-3 (Serie YS3_ - Front)

<i>kW</i>	<i>da:</i>	<i>a:</i>	<i>Cambio</i>	<i>Telaio</i>
	<i>from:</i>	<i>to:</i>	<i>Gearbox</i>	<i>Chassis</i>

A	B	C	D	F	H	Fig	N	O	P	Q	R	S	T	Fig
-	-	-	-	-	-	-	-	-	-	-	-	-	-	-

2.0 Turbo Aut	110-154	10.02	--	-	-
2.2 Tid Aut	92	10.02	--	-	-

A	B	C	D	F	H	Fig	N	O	P	Q	R	S	T	Fig
-	-	-	-	-	-	-	-	-	-	-	-	-	-	-

←-----→			
<i>Outer Joint</i>	<i>Driveshaft</i>	<i>Inner Joint</i>	
SA1023	SA3047		

Note : -

←-----→			
<i>Inner Joint</i>		<i>Driveshaft</i>	<i>Outer Joint</i>
		SA3047	SA1023

A	B	C	D	F	H	Fig	N	O	P	Q	R	S	T	Fig
-	-	-	-	-	-	-	-	-	-	-	-	-	-	-

2.3 Turbo	165	03.99	09.02	-	->Y7012283
-----------	-----	-------	-------	---	------------

A	B	C	D	F	H	Fig	N	O	P	Q	R	S	T	Fig
-	-	-	-	-	-	-	-	-	-	-	-	-	-	-

←-----→			
<i>Outer Joint</i>	<i>Driveshaft</i>	<i>Inner Joint</i>	
SA1021	SA3056		

Note : -

←-----→			
<i>Inner Joint</i>		<i>Driveshaft</i>	<i>Outer Joint</i>
		SA3057	SA1021

A	B	C	D	F	H	Fig	N	O	P	Q	R	S	T	Fig
-	-	-	-	-	-	-	-	-	-	-	-	-	-	-

2.3 Turbo	165	03.99	09.02	-	Y7012284->
-----------	-----	-------	-------	---	------------

A	B	C	D	F	H	Fig	N	O	P	Q	R	S	T	Fig
-	-	-	-	-	-	-	-	-	-	-	-	-	-	-

←-----→			
<i>Outer Joint</i>	<i>Driveshaft</i>	<i>Inner Joint</i>	
SA1022	SA3058		

Note : -

←-----→			
<i>Inner Joint</i>		<i>Driveshaft</i>	<i>Outer Joint</i>
		SA3059	SA1022

9-5 (Serie YS3_ - Front)

<i>kW</i>	<i>da:</i>	<i>a:</i>	<i>Cambio</i>	<i>Telaio</i>
	<i>from:</i>	<i>to:</i>	<i>Gearbox</i>	<i>Chassis</i>

A	B	C	D	F	H	Fig	N	O	P	Q	R	S	T	Fig
33	27	59	98	M22x1.5	-	-	-	-	-	-	-	-	-	-

tt	-	03.98	04.01	-	->Y3058455
----	---	-------	-------	---	------------

A	B	C	D	F	H	Fig	N	O	P	Q	R	S	T	Fig
33	27	59	98	M22x1.5	-	-	-	-	-	-	-	-	-	-

←-----→			
<i>Outer Joint</i>	<i>Driveshaft</i>	<i>Inner Joint</i>	
SA1024 abs 29	SA3060		

Note : -

←-----→			
<i>Inner Joint</i>		<i>Driveshaft</i>	<i>Outer Joint</i>
		SA3061	SA1024 abs 29



Sinistra / Left

Saab

Destra / Right



9-5 (Serie YS3_ - Front)

<i>kW</i>	<i>da:</i>	<i>a:</i>	<i>Cambio</i>	<i>Telaio</i>
	<i>from:</i>	<i>to:</i>	<i>Gearbox</i>	<i>Chassis</i>

A	B	C	D	F	H	Fig	N	O	P	Q	R	S	T	Fig
30	27	59	-	M22x1.5	-	-	-	-	-	-	-	-	-	-

tt

- 03.98 04.01 - Y3058456->

A	B	C	D	F	H	Fig	N	O	P	Q	R	S	T	Fig
30	27	59	-	M22x1.5	-	-	-	-	-	-	-	-	-	-



Outer Joint	Driveshaft	Inner Joint
SA1025	SA3062	

Note : -



Inner Joint	Driveshaft	Outer Joint
	SA3063	SA1025

99 (Front)

<i>kW</i>	<i>da:</i>	<i>a:</i>	<i>Cambio</i>	<i>Telaio</i>
	<i>from:</i>	<i>to:</i>	<i>Gearbox</i>	<i>Chassis</i>

A	B	C	D	F	H	Fig	N	O	P	Q	R	S	T	Fig
30	25	47	90	M22x1.5	120	1							34	5

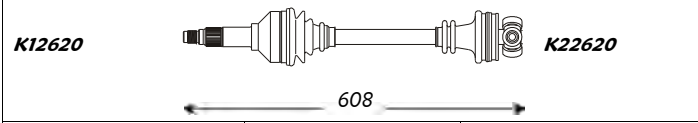
2.0

- --,-- 12.80 - -

2.0 Turbo

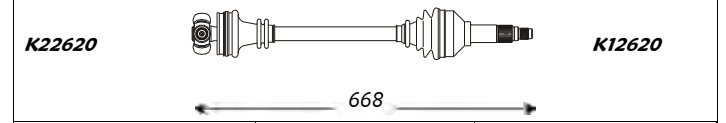
- --,-- 12.80 - -

A	B	C	D	F	H	Fig	N	O	P	Q	R	S	T	Fig
30	25	47	90	M22x1.5	120	1							34	5



Outer Joint	Driveshaft	Inner Joint
SA1003	SA3003	SA7001

Note : -



Inner Joint	Driveshaft	Outer Joint
SA7001	SA3004	SA1003



Sinistra / Left

Seat

Destra / Right



127/Fura (Serie 025A_ - Front)

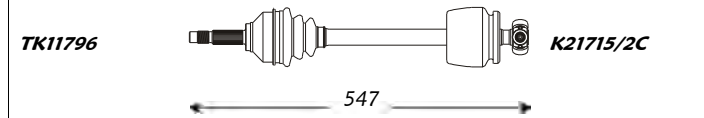
kW	da:	a:	Cambio	Telaio
	from:	to:	Gearbox	Chassis

A	B	C	D	F	H	Fig	N	O	P	Q	R	S	T	Fig
20	20	43.1	80	M20x1.5	90	1	-	20	-	-	-	-	25.4	5

0.9	29/31	---	02.80	-	-
-----	-------	-----	-------	---	---

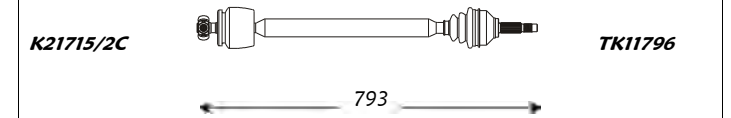
A	B	C	D	F	H	Fig	N	O	P	Q	R	S	T	Fig
20	20	43.1	80	M20x1.5	90	1	-	20	-	-	-	-	25.4	5

0.9	29/31	---	02.80	-	-
-----	-------	-----	-------	---	---



Outer Joint	Driveshaft	Inner Joint
SE1009	SE3001	SE7001

Note : -



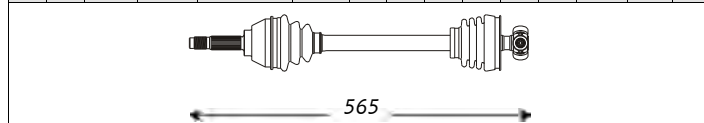
Inner Joint	Driveshaft	Outer Joint
SE7001	SE3002	SE1009

A	B	C	D	F	H	Fig	N	O	P	Q	R	S	T	Fig
20	20	43.1	80	M20x1.5	90	1	-	20	-	-	-	-	25.4	5

0.9	29/31	03.80	12.86	-	-
1.4	55	03.80	12.86	-	-

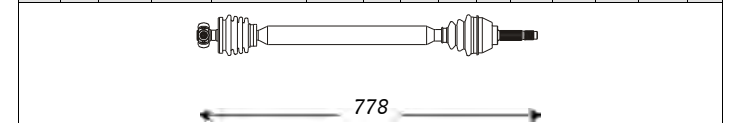
A	B	C	D	F	H	Fig	N	O	P	Q	R	S	T	Fig
20	20	43.1	80	M20x1.5	90	1	-	20	-	-	-	-	25.4	5

0.9	29/31	03.80	12.86	-	-
1.4	55	03.80	12.86	-	-



Outer Joint	Driveshaft	Inner Joint
SE1009	SE3056	SE7001

Note : -



Inner Joint	Driveshaft	Outer Joint
SE7001	SE3057	SE1009

Alhambra (Serie 7V_ - Front)

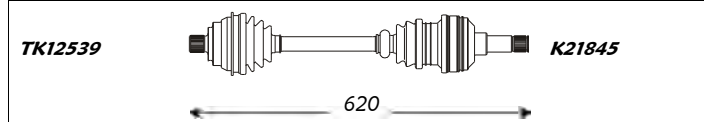
kW	da:	a:	Cambio	Telaio
	from:	to:	Gearbox	Chassis

A	B	C	D	F	H	Fig	N	O	P	Q	R	S	T	Fig
38	27	60	98	M16x1.5	34	3	26	28	40	101	77	100	-	4

1.9 TDI	66/81	02.96	04.00	-	-
2.0	85	11.95	---	-	-
2.3	107	01.97	---	-	-
2.8 V6	128	11.95	04.00	-	-

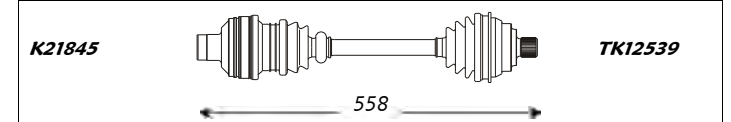
A	B	C	D	F	H	Fig	N	O	P	Q	R	S	T	Fig
38	27	60	98	M16x1.5	34	3	35	28	42	104	42	40	-	4

1.9 TDI	66/81	02.96	04.00	-	-
2.0	85	11.95	---	-	-
2.3	107	01.97	---	-	-
2.8 V6	128	11.95	04.00	-	-



Outer Joint	Driveshaft	Inner Joint
SE1035 SE1030 abs 48	SE3062 SE3046 abs 48	SE2011

Note : -




Inner Joint	Driveshaft	Outer Joint
SE2012	SE3063 SE3047 abs 48	SE1035 SE1030 abs 48

A	B	C	D	F	H	Fig	N	O	P	Q	R	S	T	Fig
38	36	60	100	M16x1.5	34	3	-	-	-	-	-	-	-	-

1.9 TDI	85/96	02.00	05.06	-	-
2.8 V6	150	02.00	05.06	-	-


A	B	C	D	F	H	Fig	N	O	P	Q	R	S	T	Fig
38	36	60	100	M16x1.5	34	3	-	-	-	-	-	-	-	-

1.9 TDI	85/96	02.00	05.06	-	-
2.8 V6	150	02.00	05.06	-	-



Outer Joint	Driveshaft	Inner Joint
SE1041 abs 48	SE3089 abs 48	

Note : -



Inner Joint	Driveshaft	Outer Joint
	SE3089 abs 48	SE1041 abs 48



Sinistra / Left

Seat

Destra / Right



Alhambra (Serie 7V_ - Front)

A	B	C	D	F	H	Fig	N	O	P	Q	R	S	T	Fig
38	36	60	100	M16x1.5	34	3	-	-	-	-	-	-	-	-

kW	da:	a:	Cambio	Telaio
	from:	to:	Gearbox	Chassis
1.9 TDI Aut.	85/96	02.00	05.06	- -
2.8 V6 Aut.	150	02.00	03.03	- -

A	B	C	D	F	H	Fig	N	O	P	Q	R	S	T	Fig
38	36	60	100	M16x1.5	34	3	-	-	-	-	-	-	-	-

TK12539							K21845						
← 486 →													
Outer Joint				Driveshaft				Inner Joint					
SE1041 abs 48				SE3090 abs 48									
Note : -													

K21845							TK12539						
← 486 →													
Inner Joint				Driveshaft				Outer Joint					
				SE3090 abs 48				SE1041 abs 48					
Note : -													

A	B	C	D	F	H	Fig	N	O	P	Q	R	S	T	Fig
38	27	60	98	M16x1.5	34	3	-	-	-	112	-	-	-	-

2.8 V6 Aut.	128	11.95	04.00	- -
-------------	-----	-------	-------	-----

A	B	C	D	F	H	Fig	N	O	P	Q	R	S	T	Fig
38	27	60	98	M16x1.5	34	3	-	-	-	112	-	-	-	-

← 547 →													
Outer Joint				Driveshaft				Inner Joint					
SE1030 abs 48				SE3093 abs 48									
Note : -													

← 547 →													
Inner Joint				Driveshaft				Outer Joint					
				SE3093 abs 48				SE1030 abs 48					
Note : -													

A	B	C	D	F	H	Fig	N	O	P	Q	R	S	T	Fig
38	36	60	100	M16x1.5	34	3	-	-	-	-	-	-	-	-

2.8 V6 Aut.	150	04.03	05.06	- -
-------------	-----	-------	-------	-----

A	B	C	D	F	H	Fig	N	O	P	Q	R	S	T	Fig
38	36	60	100	M16x1.5	34	3	-	-	-	-	-	-	-	-

TK12539							K21845						
← 486 →													
Outer Joint				Driveshaft				Inner Joint					
SE1041 abs 48				SE3090 abs 48									
Note : -													


← 560 →													
Inner Joint				Driveshaft				Outer Joint					
				SE3088 abs 48				SE1041 abs 48					
Note : -													


Alhambra (Serie 7V_ - Rear)

A	B	C	D	F	H	Fig	N	O	P	Q	R	S	T	Fig
38		60	94.5	-	-	-	-	25	-	100	-	-	-	-

2.8 V6 4X4	128	04.96	04.00	- -
------------	-----	-------	-------	-----

A	B	C	D	F	H	Fig	N	O	P	Q	R	S	T	Fig
38		60	94.5	-	-	-	-	25	-	100	-	-	-	-

 ← 628 →													
Outer Joint				Driveshaft				Inner Joint					
				SE3091									
Note : -													

 ← 477 →													
Inner Joint				Driveshaft				Outer Joint					
				SE3092									
Note : -													



Sinistra / Left

Seat

Destra / Right




Arosa (Serie 6H - Front)

A	B	C	D	F	H	Fig	N	O	P	Q	R	S	T	Fig
22	30	53	81	M20x1.5	78	3	-	33	-	92	-	-	-	4

	kW	da: from:	a: to:	Cambio Gearbox	Telaio Chassis
1.0	37	02.97	--	-	-
1.4	44	02.97	--	-	-
1.4 16V	74	01.00	--	-	-
1.7 SDI	44	08.97	--	-	-

A	B	C	D	F	H	Fig	N	O	P	Q	R	S	T	Fig
22	30	53	81	M20x1.5	78	3	-	33	-	92	-	-	-	4

TK11791



TK21170

515

Outer Joint

Driveshaft

Inner Joint


SE1031

SE3048

SE2001

Note : -

TK21170



TK11791

736

Inner Joint

Driveshaft

Outer Joint

SE2001

SE3049

SE1031


Cordoba (Serie 6K2 - Front)

A	B	C	D	F	H	Fig	N	O	P	Q	R	S	T	Fig
22	30	53	81	M20x1.5	78	3	-	33	-	94	-	-	-	4

	kW	da: from:	a: to:	Cambio Gearbox	Telaio Chassis
1.4 i	44	06.94	--	-	-
1.6 i	55	10.94	--	-	-

A	B	C	D	F	H	Fig	N	O	P	Q	R	S	T	Fig
22	30	53	81	M20x1.5	78	3	-	33	-	94	-	-	-	-

TK11174



TK21170

562

Outer Joint

Driveshaft

Inner Joint


SE1020

SE3005

SE2003

Note : -

TK21170



TK11174

760

Inner Joint

Driveshaft

Outer Joint

SE2003

SE3006

SE1020

A	B	C	D	F	H	Fig	N	O	P	Q	R	S	T	Fig
22	30	53	81	M20x1.5	78	3	-	33	-	94	-	-	-	4

	kW	da: from:	a: to:	Cambio Gearbox	Telaio Chassis
1.6 i	74	04.96	--	-	-
1.9 D	47/80	10.93	--	-	-
1.9 SDI	47	01.96	--	-	-

A	B	C	D	F	H	Fig	N	O	P	Q	R	S	T	Fig
22	30	53	81	M20x1.5	78	3	-	33	-	94	-	-	-	4

K11470



K22923

540

Outer Joint

Driveshaft

Inner Joint

SE1020

SE3044

SE2003

Note : -

K22923



K11470

774

Inner Joint

Driveshaft

Outer Joint

SE2003

SE3045

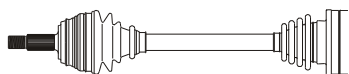
SE1020

A	B	C	D	F	H	Fig	N	O	P	Q	R	S	T	Fig
22	30	53	90	M20x1.5	78	3	-	33	-	100	-	-	-	4

	kW	da: from:	a: to:	Cambio Gearbox	Telaio Chassis
1.8 i	66	10.94	--	-	-
1.8 i 16V	95	10.93	--	-	-
1.9 TD	55	10.93	--	-	-
2.0 i	85	10.93	--	-	-

A	B	C	D	F	H	Fig	N	O	P	Q	R	S	T	Fig
22	30	53	90	M20x1.5	78	3	-	33	-	100	-	-	-	4

K12960



K22995

535

Outer Joint

Driveshaft

Inner Joint

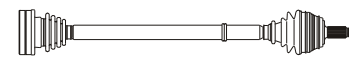
SE1021

SE3042

SE2002

Note : -

K22995



K12960

769

Inner Joint

Driveshaft

Outer Joint

SE2002

SE3043

SE1021



Sinistra / Left

Seat

Destra / Right



Ibiza I (Serie 021A - Front)

kW	da:	a:	Cambio	Telaio
	from:	to:	Gearbox	Chassis

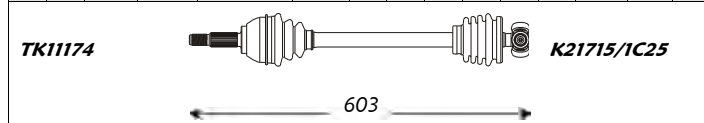
A	B	C	D	F	H	Fig	N	O	P	Q	R	S	T	Fig
22	20	48.1	80	M20x1.5	91	1	-	20	-	-	-	-	32	5

0.9	29/32	---	09.86	-	-
-----	-------	-----	-------	---	---

A	B	C	D	F	H	Fig	N	O	P	Q	R	S	T	Fig
22	20	48.1	80	M20x1.5	91	1	-	20	-	-	-	-	32	5

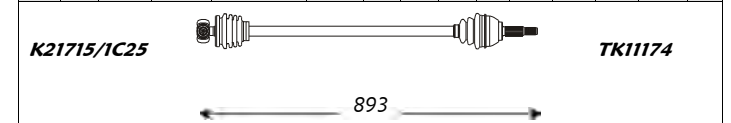
0.9 (T:25.5)	29/32	10.86	05.93	-	-
--------------	-------	-------	-------	---	---

0.9 (T:32)	29/32	10.86	05.93	-	-
------------	-------	-------	-------	---	---



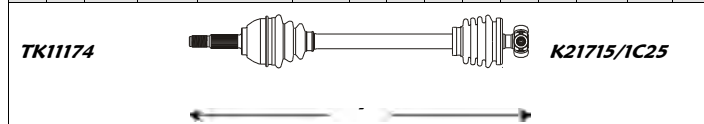
Outer Joint	Driveshaft	Inner Joint
SE1002	SE3011	SE7022

Note : -



Inner Joint	Driveshaft	Outer Joint
SE7022	SE3012	SE1002


A	B	C	D	F	H	Fig	N	O	P	Q	R	S	T	Fig
22	20	48.1	80	M20x1.5	91	1	-	20	-	-	-	-	-	-



Outer Joint	Driveshaft	Inner Joint
SE1002	SE3013	SE7001

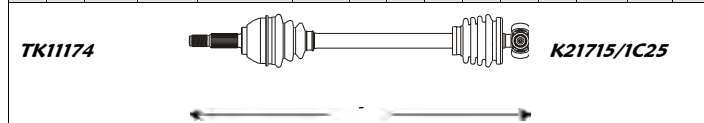
Note : T: 25.5

A	B	C	D	F	H	Fig	N	O	P	Q	R	S	T	Fig
22	20	48.1	80	M20x1.5	91	1	-	20	-	-	-	-	25.5	-



Inner Joint	Driveshaft	Outer Joint
SE7001	SE3014	SE1002

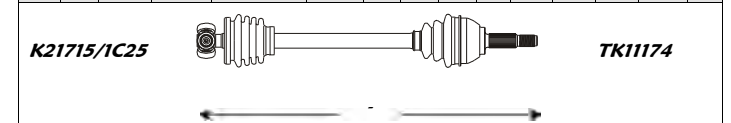
A	B	C	D	F	H	Fig	N	O	P	Q	R	S	T	Fig
22	20	48.1	80	M20x1.5	91	1	-	20	-	-	-	-	-	-



Outer Joint	Driveshaft	Inner Joint
SE1002	SE3064	SE7022

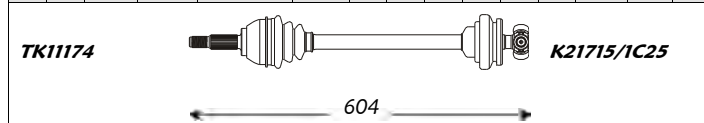
Note : T: 32

A	B	C	D	F	H	Fig	N	O	P	Q	R	S	T	Fig
22	20	48.1	80	M20x1.5	91	1	-	20	-	-	-	-	-	-



Inner Joint	Driveshaft	Outer Joint
SE7022	SE3065	SE1002


A	B	C	D	F	H	Fig	N	O	P	Q	R	S	T	Fig
22	20	48.1	80	M20x1.5	91	1	-	20	-	-	-	-	28	5



Outer Joint	Driveshaft	Inner Joint
SE1002	SE3033	SE7006

Note : -

A	B	C	D	F	H	Fig	N	O	P	Q	R	S	T	Fig
22	20	48.1	80	M20x1.5	91	1	-	20	-	-	-	-	28	5



Inner Joint	Driveshaft	Outer Joint
SE7006	SE3034	SE1002



Sinistra / Left

Seat

Destra / Right



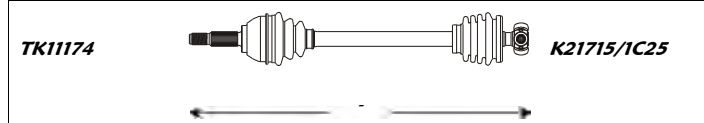
Ibiza I (Serie 021A - Front)

kW	da: from:	a: to:	Cambio Gearbox	Telaio Chassis
1.2 (T:25.5)	44/47	10.86 05.93	- -	- -
1.2 i (T:25.5)	52	10.86 05.93	- -	- -
1.5 (T:25.5)	63/74	10.86 05.93	- -	- -
1.7 (T:25.5)	72/76	10.86 05.93	- -	- -

A	B	C	D	F	H	Fig	N	O	P	Q	R	S	T	Fig
22	20	48.1	80	M20x1.5	91	1	-	20	-	-	-	-	-	-

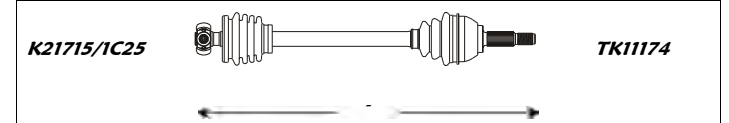
1.2 (T:25.5)	44/47	10.86	05.93	-	-
1.2 i (T:25.5)	52	10.86	05.93	-	-
1.5 (T:25.5)	63/74	10.86	05.93	-	-
1.7 (T:25.5)	72/76	10.86	05.93	-	-

A	B	C	D	F	H	Fig	N	O	P	Q	R	S	T	Fig
22	20	48.1	80	M20x1.5	91	1	-	20	-	-	-	-	-	-



Outer Joint	Driveshaft	Inner Joint
SE1002	SE3058	SE7001

Note : T: 25.5

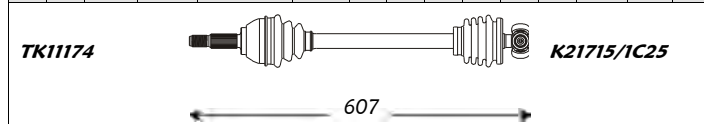


Inner Joint	Driveshaft	Outer Joint
SE7001	SE3059	SE1002

A	B	C	D	F	H	Fig	N	O	P	Q	R	S	T	Fig
22	20	48.1	80	M20x1.5	91	1	-	20	-	-	-	-	32	5


1.2 (T:32)	44/47	10.86	05.93	-	-
1.2 i (T:32)	52	10.86	05.93	-	-
1.5 (T:32)	63/74	10.86	05.93	-	-
1.7 (T:32)	72/76	10.86	05.93	-	-

A	B	C	D	F	H	Fig	N	O	P	Q	R	S	T	Fig
22	20	48.1	80	M20x1.5	91	1	-	20	-	-	-	-	32	5



Outer Joint	Driveshaft	Inner Joint
SE1002	SE3017	SE7022

Note : T: 32

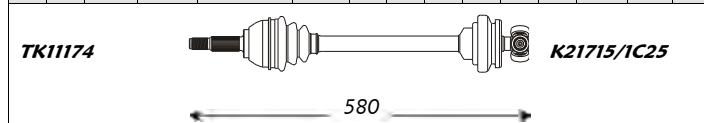


Inner Joint	Driveshaft	Outer Joint
SE7022	SE3018	SE1002

A	B	C	D	F	H	Fig	N	O	P	Q	R	S	T	Fig
22	20	48.1	80	M20x1.5	91	1	-	20	-	-	-	-	32	5

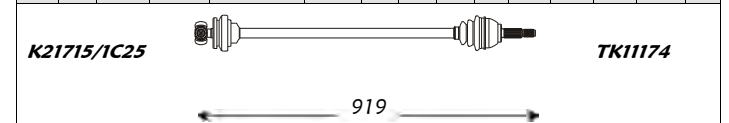
1.7 D	42/44	---	09.86	-	-
-------	-------	-----	-------	---	---

A	B	C	D	F	H	Fig	N	O	P	Q	R	S	T	Fig
22	20	48.1	80	M20x1.5	91	1	-	20	-	-	-	-	32	5



Outer Joint	Driveshaft	Inner Joint
SE1002	SE3021	SE7022

Note : -

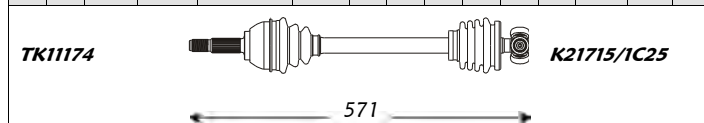


Inner Joint	Driveshaft	Outer Joint
SE7022	SE3022	SE1002

A	B	C	D	F	H	Fig	N	O	P	Q	R	S	T	Fig
22	20	48.1	80	M20x1.5	91	1	-	20	-	-	-	-	32	5


1.7 D	42/44	10.86	05.93	-	-
-------	-------	-------	-------	---	---

A	B	C	D	F	H	Fig	N	O	P	Q	R	S	T	Fig
22	20	48.1	80	M20x1.5	91	1	-	20	-	-	-	-	32	5



Outer Joint	Driveshaft	Inner Joint
SE1002	SE3060	SE7022

Note : -



Inner Joint	Driveshaft	Outer Joint
SE7022	SE3061	SE1002



Sinistra / Left

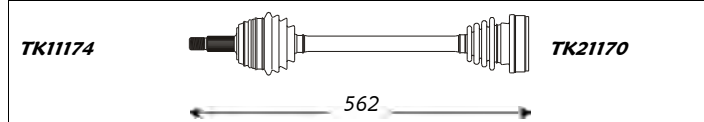
Seat

Destra / Right



Ibiza II (Serie 6K1 - Front)

A	B	C	D	F	H	Fig	N	O	P	Q	R	S	T	Fig
22	30	53	81	M20x1.5	78	3	-	33	-	94	-	-	-	4

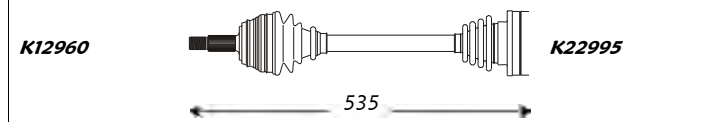


Outer Joint	Driveshaft	Inner Joint
SE1020	SE3005	SE2003

	kW	da:	a:	Cambio	Telaio
		from:	to:	Gearbox	Chassis
1.0	33	02.93	--	-	-
1.3 i	40	09.93	--	-	-
1.4	44	09.93	--	-	-
1.6 i	55	02.93	--	-	-

Note: -

A	B	C	D	F	H	Fig	N	O	P	Q	R	S	T	Fig
22	30	53	90	M20x1.5	78	3	-	33	-	100	-	-	-	4

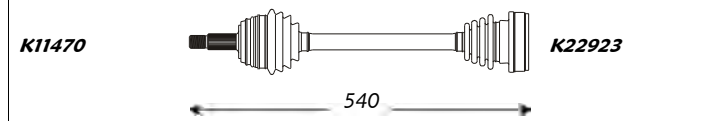


Outer Joint	Driveshaft	Inner Joint
SE1021	SE3042	SE2002

	kW	da:	a:	Cambio	Telaio
		from:	to:	Gearbox	Chassis
1.8 i	66	10.93	--	-	-
1.8 i 16V	95	11.93	--	-	-
1.9 TD	55	10.93	--	-	-
1.9 TDI	66	08.96	08.99	-	-
2.0 i	85	10.93	--	-	-

Note: -

A	B	C	D	F	H	Fig	N	O	P	Q	R	S	T	Fig
22	30	53	81	M20x1.5	78	3	-	33	-	94	-	-	-	4



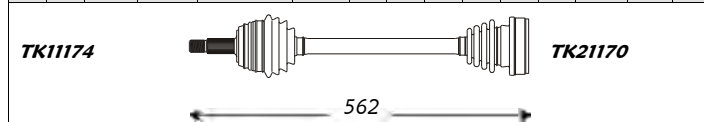
Outer Joint	Driveshaft	Inner Joint
SE1020	SE3044	SE2003

	kW	da:	a:	Cambio	Telaio
		from:	to:	Gearbox	Chassis
1.9 D	47	10.93	--	-	-
1.9 SDI	47	03.93	--	-	-

Note: -

Ibiza III (Serie 6K1 - Front)

A	B	C	D	F	H	Fig	N	O	P	Q	R	S	T	Fig
22	30	53	81	M20x1.5	78	3	-	33	-	94	-	-	-	4

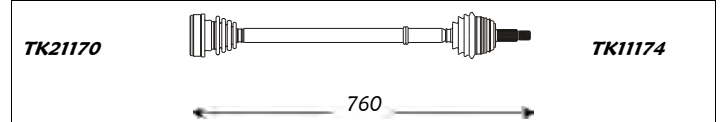


Outer Joint	Driveshaft	Inner Joint
SE1020	SE3005	SE2003

	kW	da:	a:	Cambio	Telaio
		from:	to:	Gearbox	Chassis
1.4 16v	55/74	08.99	02.02	-	-

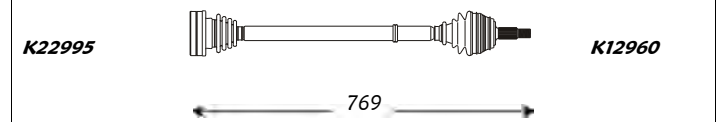
Note: -

A	B	C	D	F	H	Fig	N	O	P	Q	R	S	T	Fig
22	30	53	81	M20x1.5	78	3	-	33	-	94	-	-	-	-



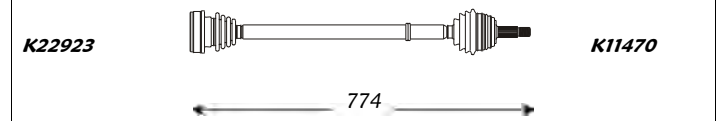
Inner Joint	Driveshaft	Outer Joint
SE2003	SE3006	SE1020

A	B	C	D	F	H	Fig	N	O	P	Q	R	S	T	Fig
22	30	53	90	M20x1.5	78	3	-	33	-	100	-	-	-	4



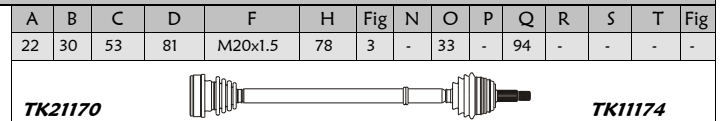
Inner Joint	Driveshaft	Outer Joint
SE2002	SE3043	SE1021

A	B	C	D	F	H	Fig	N	O	P	Q	R	S	T	Fig
22	30	53	81	M20x1.5	78	3	-	33	-	94	-	-	-	4



Inner Joint	Driveshaft	Outer Joint
SE2003	SE3045	SE1020

A	B	C	D	F	H	Fig	N	O	P	Q	R	S	T	Fig
22	30	53	81	M20x1.5	78	3	-	33	-	94	-	-	-	-



Inner Joint	Driveshaft	Outer Joint
SE2003	SE3006	SE1020



Sinistra / Left

Seat

Destra / Right



Ibiza III (Serie 6K1 - Front)

A	B	C	D	F	H	Fig	N	O	P	Q	R	S	T	Fig
22	30	53	81	M20x1.5	78	3	-	33	-	94	-	-	-	4

1.9 SDI kW 50 da: 08.99 a: 02.02 Cambio - Telaio -
 from: to: Gearbox Chassis

A	B	C	D	F	H	Fig	N	O	P	Q	R	S	T	Fig
22	30	53	81	M20x1.5	78	3	-	33	-	94	-	-	-	4

K11470  **K22923**

540

K22923  **K11470**

774

Outer Joint Driveshaft Inner Joint

SE1020 **SE3044** SE2003

Inner Joint Driveshaft Outer Joint

SE2003 **SE3045** SE1020

Note : -

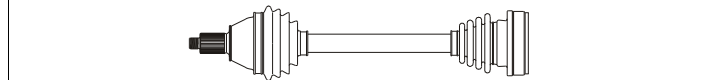
Ibiza IV (Serie 6L1 - Front)

A	B	C	D	F	H	Fig	N	O	P	Q	R	S	T	Fig
36	30	52	85	M16x1.5	59	3	-	33	-	94	-	-	-	-


1.2 kW 40 da: 02.02 a: ---- Cambio - Telaio -
 from: to: Gearbox Chassis

A	B	C	D	F	H	Fig	N	O	P	Q	R	S	T	Fig
36	30	52	85	M16x1.5	59	3	-	33	-	94	-	-	-	-

1.4 16v kW 55/74 da: 02.02 a: ---- Cambio - Telaio -
 1.9 SDI kW 47 da: 02.02 a: ---- Cambio - Telaio -



501



753

Outer Joint Driveshaft Inner Joint

SE1039 **SE3080** SE2017

Inner Joint Driveshaft Outer Joint

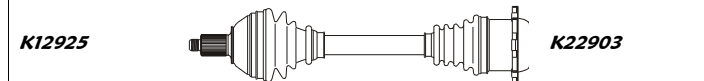
SE2017 **SE3081** SE1039

Note : -


A	B	C	D	F	H	Fig	N	O	P	Q	R	S	T	Fig
36	30	52	90	M16x1.5	59	3	-	-	-	-	-	-	-	-

1.4 TDI kW 55 da: 05.02 a: ---- Cambio - Telaio -

A	B	C	D	F	H	Fig	N	O	P	Q	R	S	T	Fig
36	30	52	90	M16x1.5	59	3	-	-	-	-	-	-	-	-



471



757

Outer Joint Driveshaft Inner Joint

SE1040 **SE3082**

Inner Joint Driveshaft Outer Joint


SE1040 **SE3083** SE1040

Note : -


A	B	C	D	F	H	Fig	N	O	P	Q	R	S	T	Fig
36	30	52	90	M16x1.5	59	3	-	33	-	94	-	-	-	-

1.4 TDI kW 51 da: 04.05 a: ---- Cambio - Telaio -

A	B	C	D	F	H	Fig	N	O	P	Q	R	S	T	Fig
36	30	52	90	M16x1.5	59	3	-	33	-	94	-	-	-	-



501



753

Outer Joint Driveshaft Inner Joint

SE1040 **SE3084** SE2003

Inner Joint Driveshaft Outer Joint

SE2003 **SE3085** SE1040

Note : -



Sinistra / Left

Seat

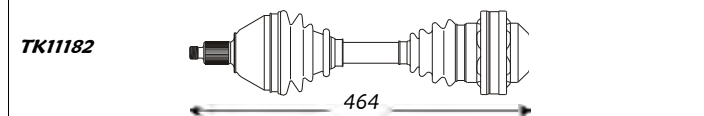
Destra / Right



Ibiza IV (Serie 6L1 - Front)

A	B	C	D	F	H	Fig	N	O	P	Q	R	S	T	Fig
36	27	52.1	98	M16x1.5	58	1	-	28	-	108	-	-	-	-

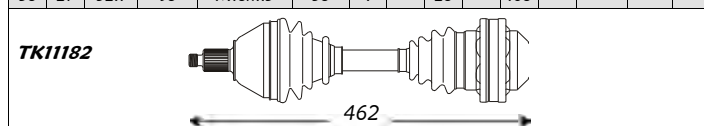
1.9 TDI kW 96 da: 02.02 a: --- Cambio - Telaio ->6L-4-030 300



Outer Joint	Driveshaft	Inner Joint
SE1037	SE3074	SE2013

Note : -


A	B	C	D	F	H	Fig	N	O	P	Q	R	S	T	Fig
36	27	52.1	98	M16x1.5	58	1	-	28	-	108	-	-	-	-



Outer Joint	Driveshaft	Inner Joint
SE1037	SE3086	SE2013

Note : -

A	B	C	D	F	H	Fig	N	O	P	Q	R	S	T	Fig
36	27	52.1	98	M16x1.5	58	1	-	28	-	108	-	-	-	-

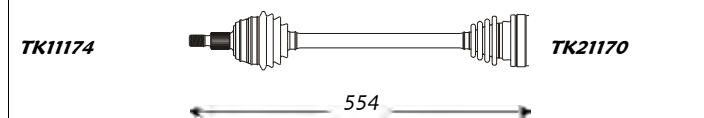


Inner Joint	Driveshaft	Outer Joint
SE2013	SE3075	SE1037

Leon (Serie 1M1 - Front)

A	B	C	D	F	H	Fig	N	O	P	Q	R	S	T	Fig
36	30	53	81	M20x1.5	74	3	-	33	-	92	-	-	-	4

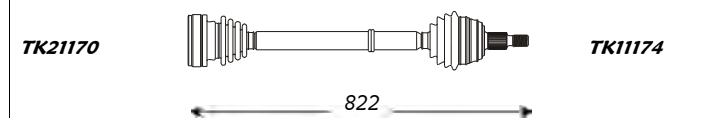
1.4 16V kW 55 da: 11.99 a: --- Cambio - Telaio -
 1.6 kW 74 da: 11.99 a: --- Cambio - Telaio -



Outer Joint	Driveshaft	Inner Joint
SE1036	SE3066	SE2003

Note : -

A	B	C	D	F	H	Fig	N	O	P	Q	R	S	T	Fig
36	30	53	81	M20x1.5	74	3	-	33	-	92	-	-	-	4



Inner Joint	Driveshaft	Outer Joint
SE2003	SE3067	SE1036



Sinistra / Left

Seat

Destra / Right



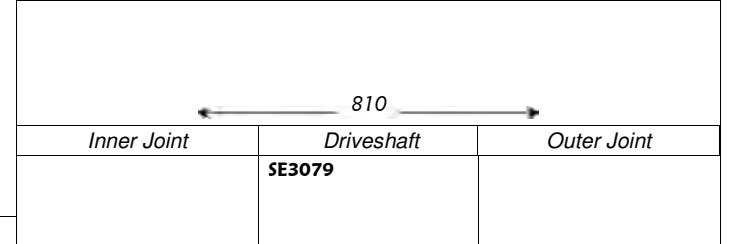
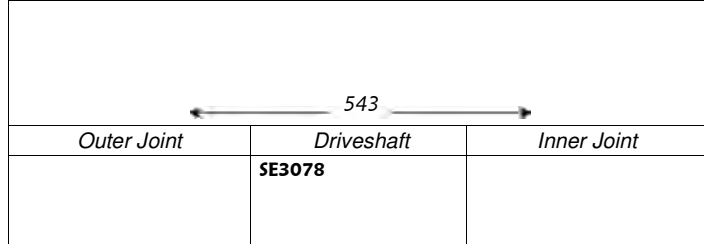
Leon (Serie 1M1 - Front)

kW *da:* *a:* *Cambio* *Telaio*
from: *to:* *Gearbox* *Chassis*

A	B	C	D	F	H	Fig	N	O	P	Q	R	S	T	Fig
36	30	53	90	M20x1.5	78	3	-	-	-	-	-	-	-	-

1.6 16V 77 09.00 ---- - -

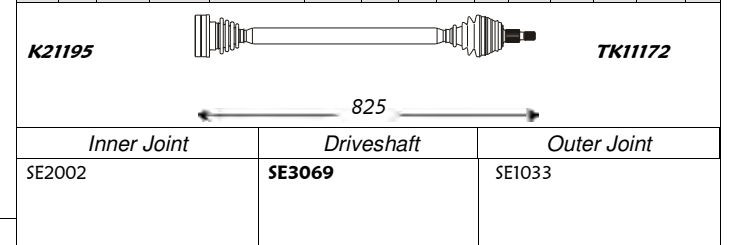
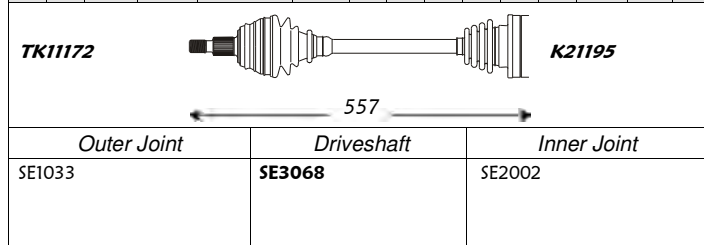
A	B	C	D	F	H	Fig	N	O	P	Q	R	S	T	Fig
36	30	53	90	M20x1.5	78	3	-	-	-	-	-	-	-	-



A	B	C	D	F	H	Fig	N	O	P	Q	R	S	T	Fig
36	30	53	90	M20x1.5	78	3	-	33	-	100	-	-	-	4

1.8 20V 92 11.99 --- - -
 1.9 TDI 66/81 11.99 --- - -


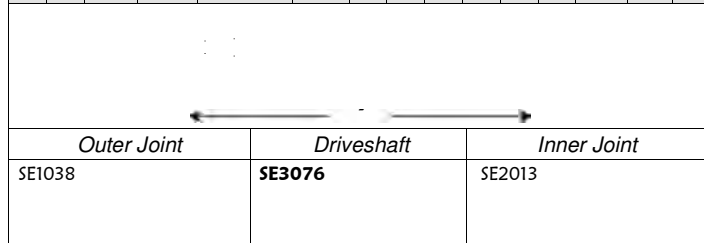
A	B	C	D	F	H	Fig	N	O	P	Q	R	S	T	Fig
36	30	53	90	M20x1.5	78	3	-	33	-	100	-	-	-	4



A	B	C	D	F	H	Fig	N	O	P	Q	R	S	T	Fig
36	27	53	98	M20x1.5	78	3	-	28	-	108	-	-	-	-

2.8 Cupra 4 150 02.01 ---- - -

A	B	C	D	F	H	Fig	N	O	P	Q	R	S	T	Fig
36	27	53	98	M20x1.5	78	3	-	28	-	108	-	-	-	-





Sinistra / Left

Seat

Destra / Right

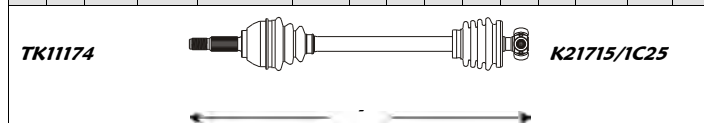


Malaga (Serie O23A - Front)

A	B	C	D	F	H	Fig	N	O	P	Q	R	S	T	Fig
22	20	48.1	80	M20x1.5	91	1	-	20	-	-	-	-	-	-

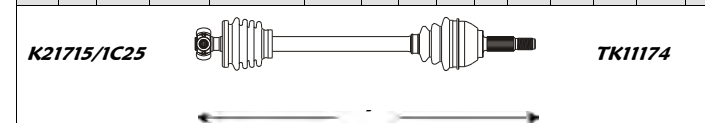
kW	da: from:	a: to:	Cambio Gearbox	Telaio Chassis	
1.2 (T:25.5)	44/47	11.84	12.93	-	-
1.2 i (T:25.5)	52	11.84	12.93	-	-
1.5 (T:25.5)	63/74	11.84	12.93	-	-
1.5 Kat. (T:25.5)	66	11.84	12.93	-	-

A	B	C	D	F	H	Fig	N	O	P	Q	R	S	T	Fig
22	20	48.1	80	M20x1.5	91	1	-	20	-	-	-	-	-	-



Outer Joint	Driveshaft	Inner Joint
SE1002	SE3058	SE7001

Note : T: 25.5

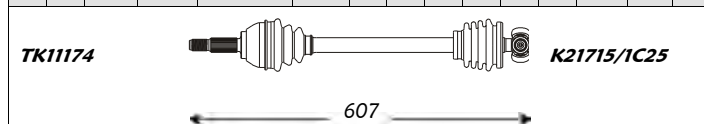


Inner Joint	Driveshaft	Outer Joint
SE7001	SE3059	SE1002

A	B	C	D	F	H	Fig	N	O	P	Q	R	S	T	Fig
22	20	48.1	80	M20x1.5	91	1	-	20	-	-	-	-	32	5

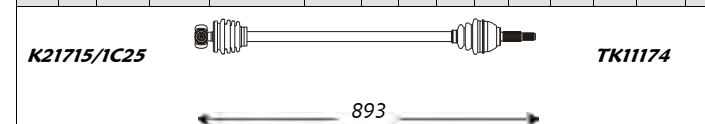
1.2 (T:32)	44/47	11.84	12.93	-	-
1.2 i (T:32)	52	11.84	12.93	-	-
1.5 (T:32)	63/74	11.84	12.93	-	-
1.5 Kat. (T:32)	66	11.84	12.93	-	-

A	B	C	D	F	H	Fig	N	O	P	Q	R	S	T	Fig
22	20	48.1	80	M20x1.5	91	1	-	20	-	-	-	-	32	5



Outer Joint	Driveshaft	Inner Joint
SE1002	SE3017	SE7022

Note : T: 32

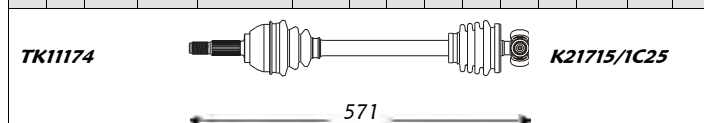


Inner Joint	Driveshaft	Outer Joint
SE7022	SE3018	SE1002

A	B	C	D	F	H	Fig	N	O	P	Q	R	S	T	Fig
22	20	48.1	80	M20x1.5	91	1	-	20	-	-	-	-	32	5

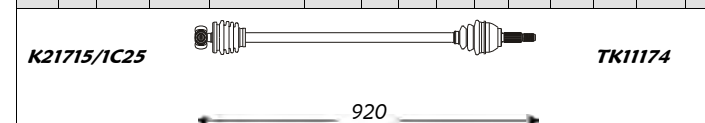
1.7 D	40	11.84	12.93	-	-
-------	----	-------	-------	---	---

A	B	C	D	F	H	Fig	N	O	P	Q	R	S	T	Fig
22	20	48.1	80	M20x1.5	91	1	-	20	-	-	-	-	32	5



Outer Joint	Driveshaft	Inner Joint
SE1002	SE3060	SE7022

Note : -



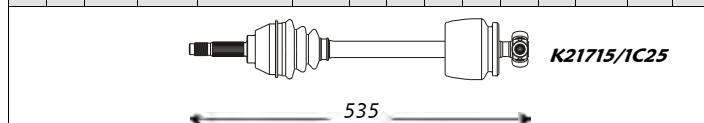
Inner Joint	Driveshaft	Outer Joint
SE7022	SE3061	SE1002

Marbella (Serie 28 - Front)

A	B	C	D	F	H	Fig	N	O	P	Q	R	S	T	Fig
20	20	43.1	80	M20x1.5	90	1	-	20	-	-	-	-	25.4	5

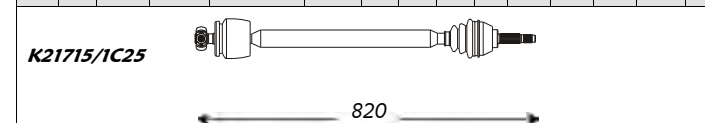
kW	da: from:	a: to:	Cambio Gearbox	Telaio Chassis	
0.8	25	01.86	08.91	-	-
0.9	29	01.86	08.91	-	-

A	B	C	D	F	H	Fig	N	O	P	Q	R	S	T	Fig
20	20	43.1	80	M20x1.5	90	1	-	20	-	-	-	-	25.4	5



Outer Joint	Driveshaft	Inner Joint
SE1009	SE3031	SE7001

Note : -



Inner Joint	Driveshaft	Outer Joint
SE7001	SE3032	SE1009



Sinistra / Left

Seat

Destra / Right

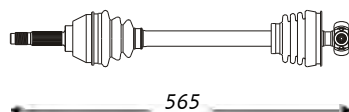


Marbella (Serie 28 - Front)

A	B	C	D	F	H	Fig	N	O	P	Q	R	S	T	Fig
20	20	43.1	80	M20x1.5	90	1	-	20	-	-	-	-	25.4	5

kW	da:	a:	Cambio	Telaio
	from:	to:	Gearbox	Chassis
0.8	25	09.91	07.97	-
0.9	29	09.91	07.97	-


A	B	C	D	F	H	Fig	N	O	P	Q	R	S	T	Fig
20	20	43.1	80	M20x1.5	90	1	-	20	-	-	-	-	25.4	5



565

Outer Joint	Driveshaft	Inner Joint
SE1009	SE3056	SE7001

Note : -



778

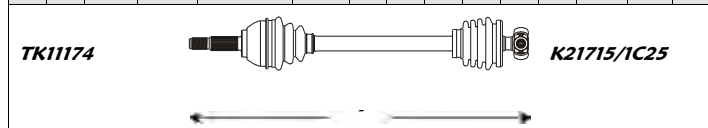
Inner Joint	Driveshaft	Outer Joint
SE7001	SE3057	SE1009

Ronda (Serie 022A_ - Front)

A	B	C	D	F	H	Fig	N	O	P	Q	R	S	T	Fig
22	20	48.1	80	M20x1.5	91	1	-	20	-	-	-	-	-	-

kW	da:	a:	Cambio	Telaio
	from:	to:	Gearbox	Chassis
1.2 (T:25.5)	44/47	01.86	--	-
1.5 (T:25.5)	63	05.84	12.86	-

A	B	C	D	F	H	Fig	N	O	P	Q	R	S	T	Fig
22	20	48.1	80	M20x1.5	91	1	-	20	-	-	-	-	-	-

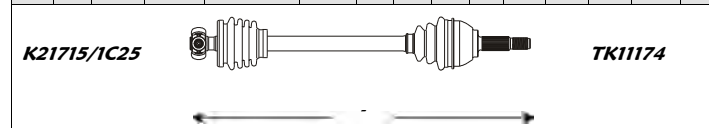


TK11174

K21715/1C25

Outer Joint	Driveshaft	Inner Joint
SE1002	SE3058	SE7001

Note : T: 25.5



K21715/1C25

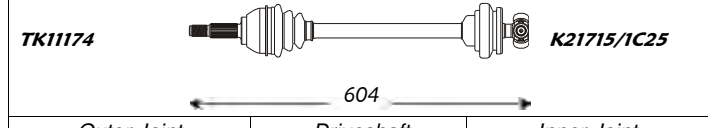
TK11174

Inner Joint	Driveshaft	Outer Joint
SE7001	SE3059	SE1002

A	B	C	D	F	H	Fig	N	O	P	Q	R	S	T	Fig
22	20	48.1	80	M20x1.5	91	1	-	20	-	-	-	-	28	5

kW	da:	a:	Cambio	Telaio
	from:	to:	Gearbox	Chassis
1.2 (T:28)	44/47	--	12.85	-
1.5 (T:28)	63	05.84	12.86	-

A	B	C	D	F	H	Fig	N	O	P	Q	R	S	T	Fig
22	20	48.1	80	M20x1.5	91	1	-	20	-	-	-	-	28	5




TK11174

K21715/1C25

604

Outer Joint	Driveshaft	Inner Joint
SE1002	SE3033	SE7006

Note : T: 28



K21715/1C25

TK11174

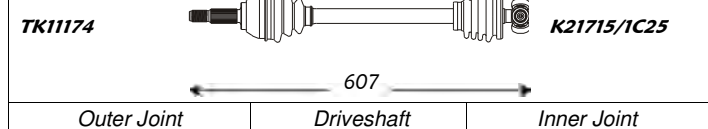
888

Inner Joint	Driveshaft	Outer Joint
SE7006	SE3034	SE1002

A	B	C	D	F	H	Fig	N	O	P	Q	R	S	T	Fig
22	20	48.1	80	M20x1.5	91	1	-	20	-	-	-	-	32	5

kW	da:	a:	Cambio	Telaio
	from:	to:	Gearbox	Chassis
1.2 (T:32)	44/47	01.86	--	-
1.5 (T:32)	63	05.84	12.86	-

A	B	C	D	F	H	Fig	N	O	P	Q	R	S	T	Fig
22	20	48.1	80	M20x1.5	91	1	-	20	-	-	-	-	32	5



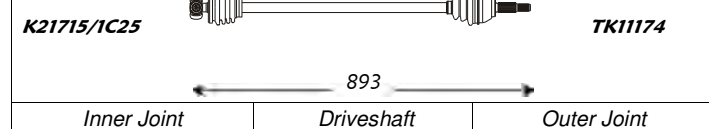
TK11174

K21715/1C25

607

Outer Joint	Driveshaft	Inner Joint
SE1002	SE3017	SE7022

Note : T: 32



K21715/1C25

TK11174

893

Inner Joint	Driveshaft	Outer Joint
SE7022	SE3018	SE1002



Sinistra / Left

Seat

Destra / Right



Ronda (Serie O22A_ - Front)

A	B	C	D	F	H	Fig	N	O	P	Q	R	S	T	Fig
22	25	48.1	85	M20x1.5	93	3	-	25	-	100	-	-	-	4

1.6 kW da: 68 a: 05.81 Cambio a: 12.87 Telaio - - Chassis

A	B	C	D	F	H	Fig	N	O	P	Q	R	S	T	Fig
22	25	48.1	85	M20x1.5	93	3	-	25	-	100	-	-	-	4

K11720  **K21792**

505

Outer Joint Driveshaft Inner Joint

SE1016 SE3035 SE2007

Note : -

K21792  **K11720**

505

Inner Joint Driveshaft Outer Joint

SE2007 SE3035 SE1016

A	B	C	D	F	H	Fig	N	O	P	Q	R	S	T	Fig
22	20	48.1	80	M20x1.5	91	1	-	20	-	-	-	-	32	5

1.7 D kW da: 40 a: 06.82 Cambio a: 12.86 Telaio - - Chassis

A	B	C	D	F	H	Fig	N	O	P	Q	R	S	T	Fig
22	20	48.1	80	M20x1.5	91	1	-	20	-	-	-	-	32	5

TK11174  **K21715/1C25**

580

Outer Joint Driveshaft Inner Joint

SE1002 SE3021 SE7022

Note : -

K21715/1C25  **TK11174**

919

Inner Joint Driveshaft Outer Joint

SE7022 SE3022 SE1002

Toledo I (Serie 1L - Front)

A	B	C	D	F	H	Fig	N	O	P	Q	R	S	T	Fig
22	30	53	90	M20x1.5	78	3	-	33	-	100	-	-	-	4

1.6 i kW da: 52/55 a: 05.91 Cambio - - Telaio - - Chassis

A	B	C	D	F	H	Fig	N	O	P	Q	R	S	T	Fig
22	30	53	90	M20x1.5	78	3	-	33	-	100	-	-	-	4

K12960  **K22995**

535

Outer Joint Driveshaft Inner Joint

SE1021 SE3042 SE2002

Note : -

K22995  **K12960**

769

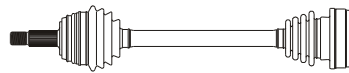
Inner Joint Driveshaft Outer Joint

SE2002 SE3043 SE1021

A	B	C	D	F	H	Fig	N	O	P	Q	R	S	T	Fig
22	30	53	81	M20x1.5	78	3	-	33	-	94	-	-	-	4

1.9 D kW da: 50 a: 05.91 Cambio - - Telaio - - Chassis

A	B	C	D	F	H	Fig	N	O	P	Q	R	S	T	Fig
22	30	53	81	M20x1.5	78	3	-	33	-	94	-	-	-	4


K11470  **K22923**

540

Outer Joint Driveshaft Inner Joint

SE1020 SE3044 SE2003

Note : -

K22923  **K11470**

774

Inner Joint Driveshaft Outer Joint

SE2003 SE3045 SE1020



Sinistra / Left

Seat

Destra / Right



Toledo I (Serie 1L - Front)

A	B	C	D	F	H	Fig	N	O	P	Q	R	S	T	Fig
36	30	53	90	M20x1.5	78	3	-	33	-	100	-	-	32	5

2.0 GTI 16V

kW

da:

from:

a:

to:

Cambio

Gearbox

Telaio

Chassis

110

05.91

--

--

-

-

A	B	C	D	F	H	Fig	N	O	P	Q	R	S	T	Fig
36	30	53	90	M20x1.5	78	3	-	33	-	100	-	-	32	5



600

Outer Joint

Driveshaft


Inner Joint

SE1033

SE3054

SE2002

Note : -



875

Inner Joint

Driveshaft

Outer Joint

SE2002

SE3055

SE1033

Toledo II (Serie 1M2 - Front)

A	B	C	D	F	H	Fig	N	O	P	Q	R	S	T	Fig
36	30	53	90	M20x1.5	78	3	-	33	-	100	-	-	-	4

1.9 TDI

kW

da:

from:

a:

to:

Cambio

Gearbox

Telaio

Chassis

66/81

04.99

--

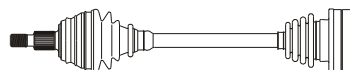
--

-

-

A	B	C	D	F	H	Fig	N	O	P	Q	R	S	T	Fig
36	30	53	90	M20x1.5	78	3	-	33	-	100	-	-	-	4

TK1172



557

Outer Joint

Driveshaft

Inner Joint

SE1033

SE3068

SE2002

Note : -

K21195



825

Inner Joint

Driveshaft

Outer Joint

SE2002

SE3069

SE1033

TK1172



Sinistra / Left

Seat LCV

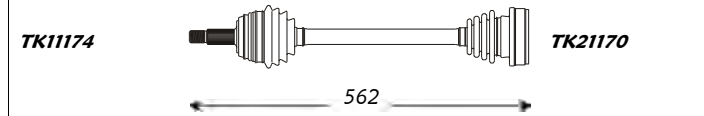
Destra / Right



Inca (Serie 6K9 - Front)

A	B	C	D	F	H	Fig	N	O	P	Q	R	S	T	Fig
22	30	53	81	M20x1.5	78	3	-	33	-	94	-	-	-	4

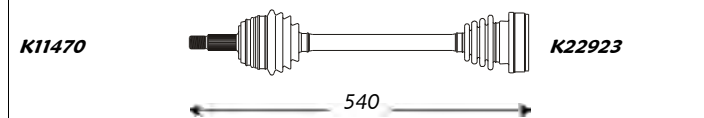
1.4 kW da: 44 from: 11.95 a: --- to: - Cambio Gearbox Telaio Chassis



Outer Joint	Driveshaft	Inner Joint
SE1020	SE3005	SE2003

Note : -

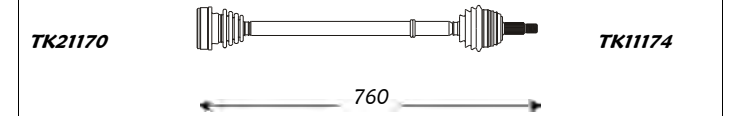
A	B	C	D	F	H	Fig	N	O	P	Q	R	S	T	Fig
22	30	53	81	M20x1.5	78	3	-	33	-	94	-	-	-	4



Outer Joint	Driveshaft	Inner Joint
SE1020	SE3044	SE2003

Note : -

A	B	C	D	F	H	Fig	N	O	P	Q	R	S	T	Fig
22	30	53	81	M20x1.5	78	3	-	33	-	94	-	-	-	-

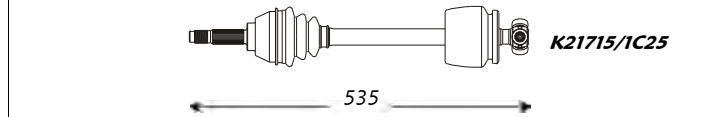


Inner Joint	Driveshaft	Outer Joint
SE2003	SE3006	SE1020

Terra (Serie 24 - Front)

A	B	C	D	F	H	Fig	N	O	P	Q	R	S	T	Fig
20	20	43.1	80	M20x1.5	90	1	-	20	-	-	-	-	25.4	5

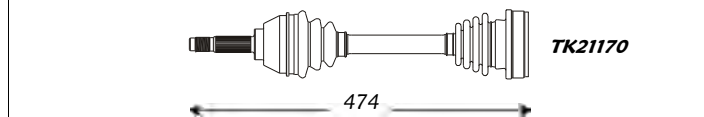
0.9 kW da: 29 from: 01.81 a: --- to: - Cambio Gearbox Telaio Chassis



Outer Joint	Driveshaft	Inner Joint
SE1009	SE3031	SE7001

Note : -

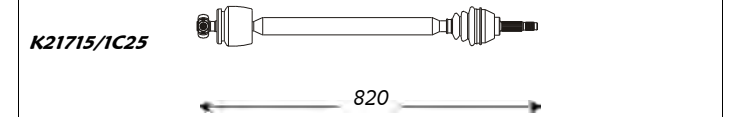
A	B	C	D	F	H	Fig	N	O	P	Q	R	S	T	Fig
20	20	43.1	80	M20x1.5	90	1	-	33	-	94	-	-	-	-



Outer Joint	Driveshaft	Inner Joint
SE1009	SE3038	SE2003

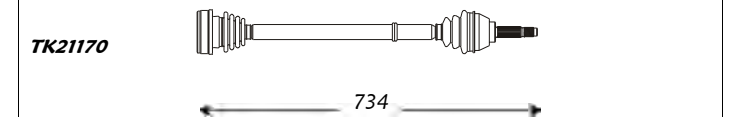
Note : -

A	B	C	D	F	H	Fig	N	O	P	Q	R	S	T	Fig
20	20	43.1	80	M20x1.5	90	1	-	20	-	-	-	-	25.4	5



Inner Joint	Driveshaft	Outer Joint
SE7001	SE3032	SE1009

A	B	C	D	F	H	Fig	N	O	P	Q	R	S	T	Fig
20	20	43.1	80	M20x1.5	90	1	-	33	-	94	-	-	-	-



Inner Joint	Driveshaft	Outer Joint
SE2003	SE3039	SE1009



Sinistra / Left

Skoda

Destra / Right



Estelle (Rear)

<i>kW</i>	<i>da:</i>	<i>a:</i>	<i>Cambio</i>	<i>Telaio</i>
	<i>from:</i>	<i>to:</i>	<i>Gearbox</i>	<i>Chassis</i>

A	B	C	D	F	H	Fig	N	O	P	Q	R	S	T	Fig
-	-	-	-	-	-	-	-	-	-	-	-	-	-	-

tt	-	---	01.93	-	-
----	---	-----	-------	---	---

A	B	C	D	F	H	Fig	N	O	P	Q	R	S	T	Fig
-	-	-	-	-	-	-	-	-	-	-	-	-	-	-

399

Outer Joint	Driveshaft	Inner Joint
-------------	------------	-------------

SK3015

Note : -

399

Inner Joint	Driveshaft	Outer Joint
-------------	------------	-------------

SK3015

Fabia (Serie 6Y2 - Front)

<i>kW</i>	<i>da:</i>	<i>a:</i>	<i>Cambio</i>	<i>Telaio</i>
	<i>from:</i>	<i>to:</i>	<i>Gearbox</i>	<i>Chassis</i>

A	B	C	D	F	H	Fig	N	O	P	Q	R	S	T	Fig
36	30	52	85	M16x1.5	59	3	-	33	-	94	-	-	-	-

1.0	37	12.99	08.02	-	-
1.2	40	08.02	---	-	-
1.4	44	08.00	08.02	-	-

A	B	C	D	F	H	Fig	N	O	P	Q	R	S	T	Fig
36	30	52	85	M16x1.5	59	3	-	33	-	94	-	-	-	-

487

Outer Joint	Driveshaft	Inner Joint
-------------	------------	-------------

SK1005	SK3016	SK2005
--------	--------	--------

Note : -

758


Inner Joint	Driveshaft	Outer Joint
-------------	------------	-------------

SK2005	SK3017	SK1005
--------	--------	--------

A	B	C	D	F	H	Fig	N	O	P	Q	R	S	T	Fig
36	30	52	85	M16x1.5	59	3	-	33	-	94	-	-	-	-

1.4 16v	55/74	12.99	----	-	-
1.9 SDI	47	12.99	----	-	-

A	B	C	D	F	H	Fig	N	O	P	Q	R	S	T	Fig
36	30	52	85	M16x1.5	59	3	-	33	-	94	-	-	-	-




501

Outer Joint	Driveshaft	Inner Joint
-------------	------------	-------------

SK1005	SK3018	SK2005
--------	--------	--------

Note : -



753

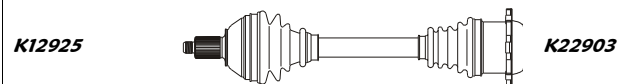
Inner Joint	Driveshaft	Outer Joint
-------------	------------	-------------

SK2005	SK3019	SK1005
--------	--------	--------

A	B	C	D	F	H	Fig	N	O	P	Q	R	S	T	Fig
36	30	52	90	M16x1.5	59	3	-	-	-	-	-	-	-	-

1.4 TDI	55	09.00	----	-	-
1.9 TDI	74	09.00	----	-	-

A	B	C	D	F	H	Fig	N	O	P	Q	R	S	T	Fig
36	30	52	90	M16x1.5	59	3	-	-	-	-	-	-	-	-




471

Outer Joint	Driveshaft	Inner Joint
-------------	------------	-------------

SK1006	SK3020	
--------	--------	--

Note : -



757

Inner Joint	Driveshaft	Outer Joint
-------------	------------	-------------

	SK3021	SK1006
--	--------	--------



Sinistra / Left

Skoda

Destra / Right



Fabia (Serie 6Y2 - Front)

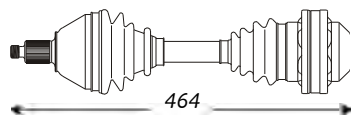
<i>kW</i>	<i>da:</i>	<i>a:</i>	<i>Cambio</i>	<i>Telaio</i>
	<i>from:</i>	<i>to:</i>	<i>Gearbox</i>	<i>Chassis</i>

A	B	C	D	F	H	Fig	N	O	P	Q	R	S	T	Fig
36	27	52.1	98	M16x1.5	58	1	-	28	-	108	-	-	-	-

1.9 TDI RS 96 06.03 --- - ->6Y-3-849 644

A	B	C	D	F	H	Fig	N	O	P	Q	R	S	T	Fig
36	27	52.1	98	M16x1.5	58	1	-	28	-	108	-	-	-	-

TK11182



464

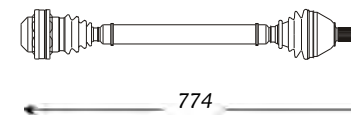
Outer Joint

Driveshaft

Inner Joint

SK3022

Note : -



774

Inner Joint

Driveshaft

Outer Joint

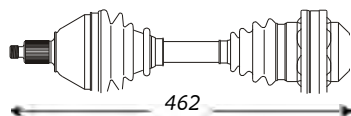
SK3023

A	B	C	D	F	H	Fig	N	O	P	Q	R	S	T	Fig
36	27	52.1	98	M16x1.5	58	1	-	28	-	108	-	-	-	-

1.9 TDI RS 96 06.03 ---- - 6Y-3-849 645->

A	B	C	D	F	H	Fig	N	O	P	Q	R	S	T	Fig
36	27	52.1	98	M16x1.5	58	1	-	28	-	108	-	-	-	-

TK11182



462

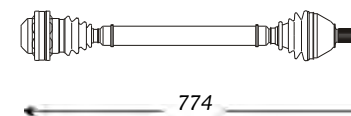
Outer Joint

Driveshaft

Inner Joint

SK3024

Note : -



774

Inner Joint

Driveshaft

Outer Joint

SK3023

Favorit/Forman (Serie 781 - Front)

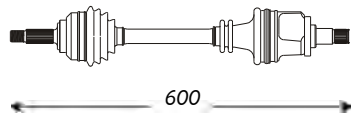
<i>kW</i>	<i>da:</i>	<i>a:</i>	<i>Cambio</i>	<i>Telaio</i>
	<i>from:</i>	<i>to:</i>	<i>Gearbox</i>	<i>Chassis</i>

A	B	C	D	F	H	Fig	N	O	P	Q	R	S	T	Fig
22	22	47	83	M20x1.5	81	3	22		40	87	27	60.5	30	5

1.3 45 08.87 12.90 - -

A	B	C	D	F	H	Fig	N	O	P	Q	R	S	T	Fig
22	22	47	83	M20x1.5	81	3	22		40	87	27	60.5	30	5

K12997



600

Outer Joint

Driveshaft

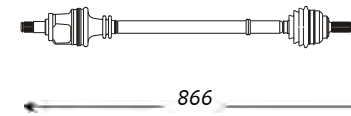
Inner Joint

SK1001

SK3001

Note : -

K22997



866

Inner Joint

Driveshaft

Outer Joint

SK3002

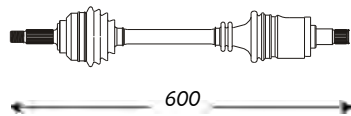
SK1001

A	B	C	D	F	H	Fig	N	O	P	Q	R	S	T	Fig
22	22	47	83	M20x1.5	81	3	22		40	87	26	60.5	32	5

1.3 42/44 01.91 --- - -

A	B	C	D	F	H	Fig	N	O	P	Q	R	S	T	Fig
22	22	47	83	M20x1.5	81	3	22		40	87	26	60.5	32	5

K12997



600

Outer Joint

Driveshaft

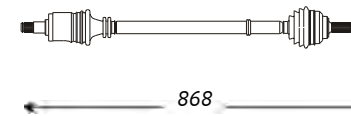
Inner Joint

SK1001

SK3003

Note : -

K22997



868

Inner Joint

Driveshaft

Outer Joint

SK3004

SK1001



Sinistra / Left

Skoda

Destra / Right

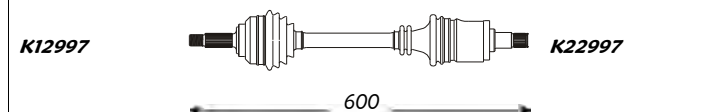


Felicia I (Serie 791 - Front)

A	B	C	D	F	H	Fig	N	O	P	Q	R	S	T	Fig
22	22	47	83	M20x1.5	81	3	22		40	87	26	60.5	32	5


kW	da: from:	a: to:	Cambio Gearbox	Telaio Chassis	
1.3	40/50	10.94	03.98	-	-
1.6	55	06.97	03.98	-	-
1.9 D	47	10.95	06.01	-	-

A	B	C	D	F	H	Fig	N	O	P	Q	R	S	T	Fig
22	22	47	83	M20x1.5	81	3	22		40	87	26	60.5	32	5



Outer Joint	Driveshaft	Inner Joint
SK1001	SK3003	

Note : -



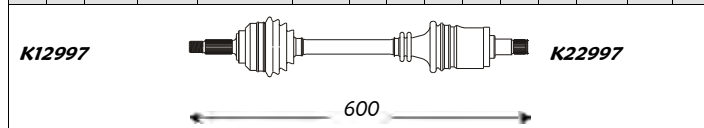
Inner Joint	Driveshaft	Outer Joint
	SK3004	SK1001

Felicia II (Serie 6U1 - Front)

A	B	C	D	F	H	Fig	N	O	P	Q	R	S	T	Fig
22	22	47	83	M20x1.5	81	3	22		40	87	26	60.5	32	5

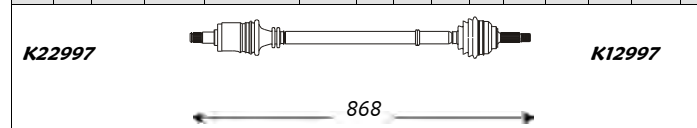
kW	da: from:	a: to:	Cambio Gearbox	Telaio Chassis	
1.3	-	04.98	06.01	-	-
1.6	55	04.98	06.01	-	-

A	B	C	D	F	H	Fig	N	O	P	Q	R	S	T	Fig
22	22	47	83	M20x1.5	81	3	22		40	87	26	60.5	32	5



Outer Joint	Driveshaft	Inner Joint
SK1001	SK3003	

Note : -



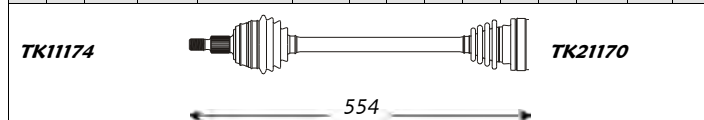
Inner Joint	Driveshaft	Outer Joint
	SK3004	SK1001

Octavia (Serie 1U2 - Front)

A	B	C	D	F	H	Fig	N	O	P	Q	R	S	T	Fig
36	30	53	81	M20x1.5	74	3	-	33	-	92	-	-	-	4

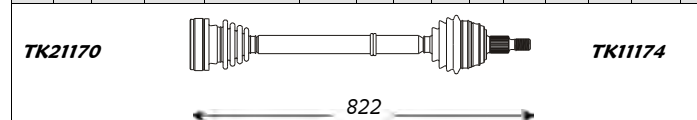
kW	da: from:	a: to:	Cambio Gearbox	Telaio Chassis	
1.6	55	09.96	09.00	-	-
1.9 SDI	50	06.97	--	-	-

A	B	C	D	F	H	Fig	N	O	P	Q	R	S	T	Fig
36	30	53	81	M20x1.5	74	3	-	33	-	92	-	-	-	4



Outer Joint	Driveshaft	Inner Joint
SK1003	SK3005	SK2001

Note : -



Inner Joint	Driveshaft	Outer Joint
SK2001	SK3006	SK1003



Sinistra / Left

Skoda

Destra / Right



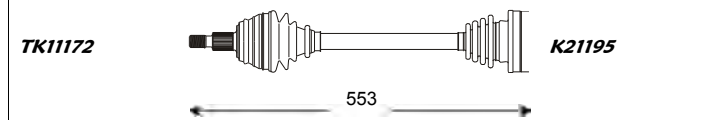
Octavia (Serie 1U2 - Front)

<i>kW</i>	<i>da:</i>	<i>a:</i>	<i>Cambio</i>	<i>Telaio</i>
	<i>from:</i>	<i>to:</i>	<i>Gearbox</i>	<i>Chassis</i>

A	B	C	D	F	H	Fig	N	O	P	Q	R	S	T	Fig
36	30	53	90	M20x1.5	78	3	-	33	-	100	-	-	-	4

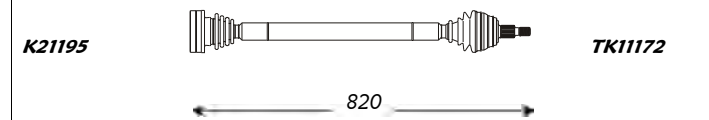
1.8	92	09.96	--	-	-
1.9 TDI	66/81	09.96	--	-	-

A	B	C	D	F	H	Fig	N	O	P	Q	R	S	T	Fig
36	30	53	90	M20x1.5	78	3	-	33	-	100	-	-	-	4



Outer Joint	Driveshaft	Inner Joint
SK1002	SK3007	SK2002

Note : -

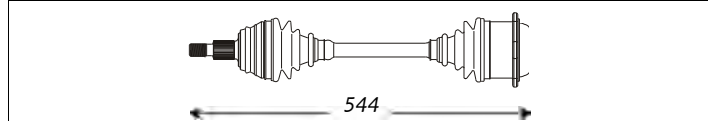


Inner Joint	Driveshaft	Outer Joint
SK2002	SK3008	SK1002

A	B	C	D	F	H	Fig	N	O	P	Q	R	S	T	Fig
36	30	53	90	M20x1.5	78	3	-		73.5	108	-	-	-	5

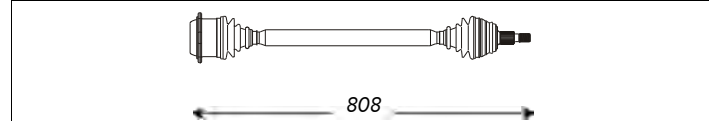
1.8 T	110	07.98	--	-	-
-------	-----	-------	----	---	---

A	B	C	D	F	H	Fig	N	O	P	Q	R	S	T	Fig
36	30	53	90	M20x1.5	78	3	-		73.5	108	-	-	-	5



Outer Joint	Driveshaft	Inner Joint
SK1002	SK3011	

Note : -



Inner Joint	Driveshaft	Outer Joint
	SK3012	SK1002



Sinistra / Left

Subaru

Destra / Right

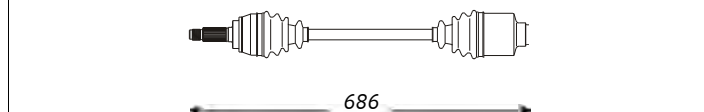


Impreza (Serie GC/GFC - Front)

A	B	C	D	F	H	Fig	N	O	P	Q	R	S	T	Fig
27	22	56	83	M22x1.5	87	2	-	-	-	-	-	-	-	-

kW	da: from:	a: to:	Cambio Gearbox	Telaio Chassis
1.6	-	01.89 09.95	-	-
1.6 Aut.	-	01.89 09.95	-	-
1.8 4WD	-	01.89 09.95	-	-
1.8 4WD Aut.	-	01.89 09.95	-	-
2.0 4WD	-	01.89 09.95	-	-
2.0 T 4WD	-	01.89 09.95	-	-

A	B	C	D	F	H	Fig	N	O	P	Q	R	S	T	Fig
27	22	56	83	M22x1.5	87	2	-	-	-	-	-	-	-	-



Outer Joint	Driveshaft	Inner Joint
SU1011	SU3027	

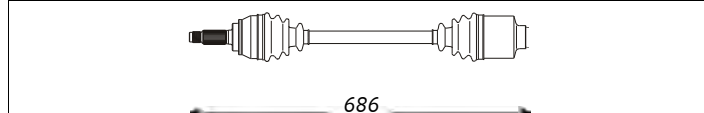
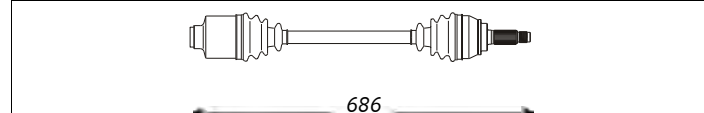
Inner Joint	Driveshaft	Outer Joint
	SU3027	SU1011

Note : -

A	B	C	D	F	H	Fig	N	O	P	Q	R	S	T	Fig
27	30	56	87	M22x1.5	85	2	-	-	-	-	-	-	-	-

kW	da: from:	a: to:	Cambio Gearbox	Telaio Chassis
1.6	70	10.95 --:--	-	-
1.6 Aut.	70	10.95 --:--	-	-
1.8 4WD	76	10.95 --:--	-	-
1.8 4WD Aut.	76	10.95 --:--	-	-
2.0 4WD	85	10.95 --:--	-	-
2.0 T 4WD	155	10.95 --:--	-	-

A	B	C	D	F	H	Fig	N	O	P	Q	R	S	T	Fig
27	30	56	87	M22x1.5	85	2	-	-	-	-	-	-	-	-



Outer Joint	Driveshaft	Inner Joint
SU1007	SU3028	

Inner Joint	Driveshaft	Outer Joint
	SU3028	SU1007


Note : -

Justy (Serie KAD - Front)

A	B	C	D	F	H	Fig	N	O	P	Q	R	S	T	Fig
24	19	50	71	M18x1.5	106	2	22	19	-	69	20	-	-	-

kW	da: from:	a: to:	Cambio Gearbox	Telaio Chassis
1.0 4X4	37/41	11.84 12.88	-	-
1.2 4X4	49	11.84 12.88	-	-

A	B	C	D	F	H	Fig	N	O	P	Q	R	S	T	Fig
24	19	50	71	M18x1.5	106	2	22	19	-	69	20	-	-	-



Outer Joint	Driveshaft	Inner Joint
SU1001	SU3001	SU2002


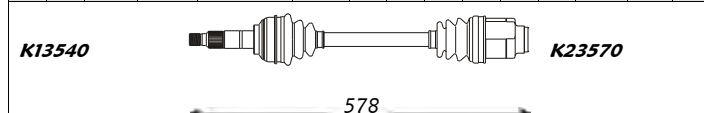
Inner Joint	Driveshaft	Outer Joint
SU2002	SU3001	SU1001

Note : -

A	B	C	D	F	H	Fig	N	O	P	Q	R	S	T	Fig
27	21	50	-	-	-	-	-	-	-	-	-	-	-	-

kW	da: from:	a: to:	Cambio Gearbox	Telaio Chassis
1.0 4X4	37/41	01.89 12.89	-	-

A	B	C	D	F	H	Fig	N	O	P	Q	R	S	T	Fig
27	21	50	-	-	-	-	-	-	-	-	-	-	-	-



Outer Joint	Driveshaft	Inner Joint
SU1009	SU3024	

Inner Joint	Driveshaft	Outer Joint
	SU3025	SU1009

Note : -



Sinistra / Left

Subaru

Destra / Right

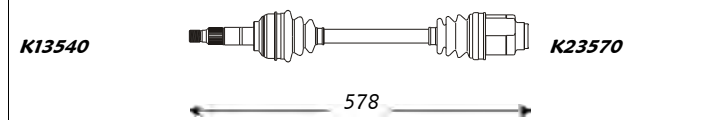


Justy (Serie KAD - Front)

A	B	C	D	F	H	Fig	N	O	P	Q	R	S	T	Fig
27	21	50	-	-	-	-	-	-	-	-	-	-	-	-

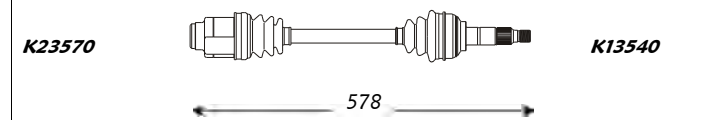
kW	da:	a:	Cambio	Telaio	
	from:	to:	Gearbox	Chassis	
1.0 4X4	37/41	01.90	10.95	-	-
1.2 4X4	55	01.90	10.95	-	-

A	B	C	D	F	H	Fig	N	O	P	Q	R	S	T	Fig
27	21	50	-	-	-	-	-	-	-	-	-	-	-	-



Outer Joint	Driveshaft	Inner Joint
SU1009	SU3024	

Note : -

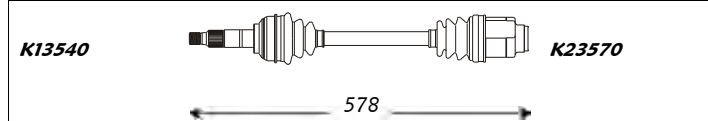


Inner Joint	Driveshaft	Outer Joint
	SU3024	SU1009

A	B	C	D	F	H	Fig	N	O	P	Q	R	S	T	Fig
27	21	50	-	-	-	-	-	-	-	-	-	-	-	-

kW	da:	a:	Cambio	Telaio	
	from:	to:	Gearbox	Chassis	
1.2 4X4	50	01.89	12.89	-	-

A	B	C	D	F	H	Fig	N	O	P	Q	R	S	T	Fig
24	21	50	-	-	-	-	-	-	-	-	-	-	-	-



Outer Joint	Driveshaft	Inner Joint
SU1009	SU3024	

Note : -



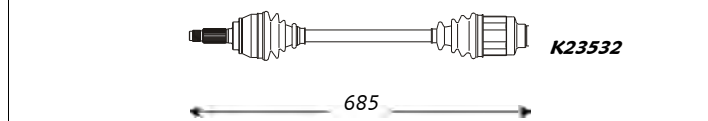
Inner Joint	Driveshaft	Outer Joint
	SU3030	SU1008

Legacy I (Serie BC - Front)

A	B	C	D	F	H	Fig	N	O	P	Q	R	S	T	Fig
27	30	56	87	M22x1.5	85	2	25	30	-	79	32	-	-	-

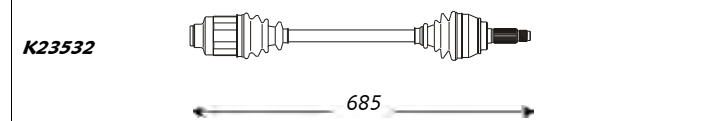
kW	da:	a:	Cambio	Telaio	
	from:	to:	Gearbox	Chassis	
1.8	76	01.89	03.94	-	-
1.8 4X4	76	01.89	03.94	-	-
1.8 Aut.	76	01.89	03.94	-	-
2.0 4X4	85	01.89	03.94	-	-
2.0 Aut.	85	01.89	03.94	-	-
2.2 4X4	94	01.89	03.94	-	-

A	B	C	D	F	H	Fig	N	O	P	Q	R	S	T	Fig
27	30	56	87	M22x1.5	85	2	25	30	-	79	32	-	-	-



Outer Joint	Driveshaft	Inner Joint
SU1007	SU3013	SU2011

Note : -




Inner Joint	Driveshaft	Outer Joint
SU2011	SU3013	SU1007

A	B	C	D	F	H	Fig	N	O	P	Q	R	S	T	Fig
27	25	56	95	M22x1.5	86	2	25	30	-	79	32	-	-	-


kW	da:	a:	Cambio	Telaio	
	from:	to:	Gearbox	Chassis	
2.0	85	01.89	03.94	-	-

A	B	C	D	F	H	Fig	N	O	P	Q	R	S	T	Fig
27	25	56	95	M22x1.5	86	2	25	30	-	79	32	-	-	-



Outer Joint	Driveshaft	Inner Joint
SU1010	SU3014	SU2011

Note : -



Inner Joint	Driveshaft	Outer Joint
SU2011	SU3014	SU1010



Sinistra / Left

Subaru

Destra / Right



Legacy I (Serie BC - Rear)

													kW		da:	a:	Cambio	Telaio																		
													from:	to:	Gearbox	Chassis																				
A	B	C	D	F	H	Fig	N	O	P	Q	R	S	T	Fig					A	B	C	D	F	H	Fig	N	O	P	Q	R	S	T	Fig			
24	22	42	79	-	156	2	25	30	-	79	32	-	-	-	tt 4X4				-	01.89	03.94	-	-													
K13591														K23570																						
Outer Joint				Driveshaft				Inner Joint					Inner Joint				Driveshaft				Outer Joint															
SU1012				SU3016				SU2011					SU2011				SU3016				SU1012															
Note : -																																				

Legacy II (Serie BD,BG - Front)

													kW		da:	a:	Cambio	Telaio																		
													from:	to:	Gearbox	Chassis																				
A	B	C	D	F	H	Fig	N	O	P	Q	R	S	T	Fig					A	B	C	D	F	H	Fig	N	O	P	Q	R	S	T	Fig			
27	22	56	83	M22x1.5	87	2	25	30	-	79	32	-	-	-	1.8 AWD				76	04.94	03.99	-	-													
														2.0 AWD				85	04.94	03.99	-	-														
K13591														K23570																						
685														685																						
Outer Joint				Driveshaft				Inner Joint					Inner Joint				Driveshaft				Outer Joint															
SU1011				SU3015				SU2011					SU2011				SU3015				SU1011															
Note : -																																				

Leone (Serie AB - Front)

													kW		da:	a:	Cambio	Telaio																		
													from:	to:	Gearbox	Chassis																				
A	B	C	D	F	H	Fig	N	O	P	Q	R	S	T	Fig					A	B	C	D	F	H	Fig	N	O	P	Q	R	S	T	Fig			
30	22	52	82	M24x1.5	136	2	23	22	-	76	32	-	-	-	1.3				45/48	12.80	10.86	-	-													
														1.6				55/63	04.79	11.86	-	-														
														1.6 4X4 Aut.				55/63	01.84	11.86	-	-														
														1.8				59/60	01.81	10.86	-	-														
														1.8 4X4 Aut.				59/60	01.81	04.85	-	-														
651														651																						
Outer Joint				Driveshaft				Inner Joint					Inner Joint				Driveshaft				Outer Joint															
SU1002				SU3022				SU2006					SU2006				SU3022				SU1002															
Note : -																																				



Sinistra / Left

Subaru

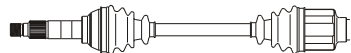
Destra / Right



Leone (Serie AB - Front)

kW	da:	a:	Cambio	Telaio
	from:	to:	Gearbox	Chassis

A	B	C	D	F	H	Fig	N	O	P	Q	R	S	T	Fig
30	22	52	82	M24x1.5	136	2	23		-	-	-	-	-	-



624

Outer Joint	Driveshaft	Inner Joint
SU1002	SU3021	

Note : -

A	B	C	D	F	H	Fig	N	O	P	Q	R	S	T	Fig
							-	-	-	-	-	-	-	-




Outer Joint	Driveshaft	Inner Joint
SU1004	SU3026	

Note : -

A	B	C	D	F	H	Fig	N	O	P	Q	R	S	T	Fig
30	22	58	80	M24x1.5	100	2	23	22	-	89	-	-	-	-

K13545




692

Outer Joint	Driveshaft	Inner Joint
SU1003	SU3009	SU2018

Note : -

A	B	C	D	F	H	Fig	N	O	P	Q	R	S	T	Fig
30	25	58	90	M24x1.5	137	2	25	25	39	88.5	-	-	-	-



690

Outer Joint	Driveshaft	Inner Joint
SU1006	SU3008	SU2007

Note : -

A	B	C	D	F	H	Fig	N	O	P	Q	R	S	T	Fig
30	22	52	82	M24x1.5	136	2	23		-	-	-	-	-	-



624


Inner Joint	Driveshaft	Outer Joint
	SU3021	SU1002

A	B	C	D	F	H	Fig	N	O	P	Q	R	S	T	Fig
							-	-	-	-	-	-	-	-



Inner Joint	Driveshaft	Outer Joint
	SU3026	SU1004

A	B	C	D	F	H	Fig	N	O	P	Q	R	S	T	Fig
30	22	58	80	M24x1.5	100	2	23	22	-	89	-	-	-	-



K13545

692

Inner Joint	Driveshaft	Outer Joint
SU2018	SU3009	SU1003

A	B	C	D	F	H	Fig	N	O	P	Q	R	S	T	Fig
30	25	58	90	M24x1.5	137	2	25	25	39	88.5	-	-	-	-



690

Inner Joint	Driveshaft	Outer Joint
SU2007	SU3008	SU1006



Sinistra / Left

Subaru

Destra / Right



Leone II (Front)

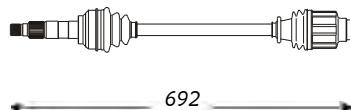
<i>kW</i>	<i>da:</i>	<i>a:</i>	<i>Cambio</i>	<i>Telaio</i>
	<i>from:</i>	<i>to:</i>	<i>Gearbox</i>	<i>Chassis</i>

A	B	C	D	F	H	Fig	N	O	P	Q	R	S	T	Fig
30	22	58	80	M24x1.5	100	2	23	22	-	89	-	-	-	-

1.3	45/48	12.84	11.86	-	-
1.6	55/63	12.84	11.92	-	-

A	B	C	D	F	H	Fig	N	O	P	Q	R	S	T	Fig
30	22	58	80	M24x1.5	100	2	23	22	-	89	-	-	-	-

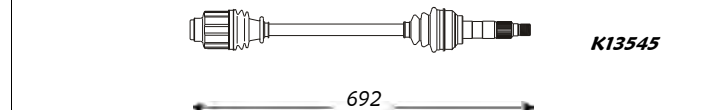
K13545



692

Outer Joint	Driveshaft	Inner Joint
SU1003	SU3009	SU2018

Note : -



K13545

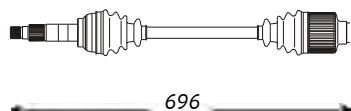
692

Inner Joint	Driveshaft	Outer Joint
SU2018	SU3009	SU1003

A	B	C	D	F	H	Fig	N	O	P	Q	R	S	T	Fig
30	23	58	80	M24x1.5	85	2	23	23	-	83	-	-	-	-

1.6 4X4	55/63	12.84	11.92	-	-
---------	-------	-------	-------	---	---

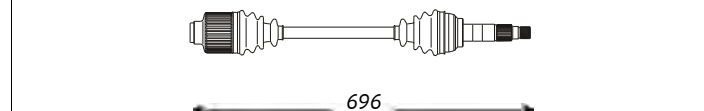
A	B	C	D	F	H	Fig	N	O	P	Q	R	S	T	Fig
30	23	58	80	M24x1.5	85	2	23	23	-	83	-	-	-	-



696

Outer Joint	Driveshaft	Inner Joint
SU1005	SU3029	SU2005

Note : -



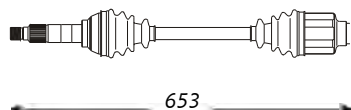
696

Inner Joint	Driveshaft	Outer Joint
SU2005	SU3029	SU1005

A	B	C	D	F	H	Fig	N	O	P	Q	R	S	T	Fig
30	23	58	80	M24x1.5	85	2	23	23	-	79	31	105	-	4

1.8 4X4	66/100	12.84	11.92	-	-
1.8 T. 4X4 Aut.	66/100	02.85	11.88	-	-

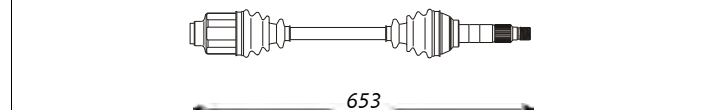
A	B	C	D	F	H	Fig	N	O	P	Q	R	S	T	Fig
30	23	58	80	M24x1.5	85	2	23	23	-	79	31	105	-	4



653

Outer Joint	Driveshaft	Inner Joint
SU1005	SU3023	SU2004

Note : -



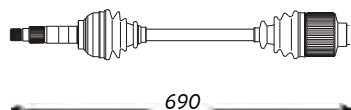
653

Inner Joint	Driveshaft	Outer Joint
SU2004	SU3023	SU1005

A	B	C	D	F	H	Fig	N	O	P	Q	R	S	T	Fig
30	25	58	90	M24x1.5	137	2	25	25	39	88.5	-	-	-	-

1.8 Turbo	66/100	12.84	11.88	-	-
1.8 Turbo 4X4	66/100	02.85	11.88	-	-

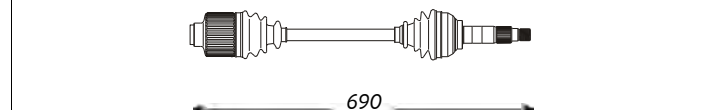
A	B	C	D	F	H	Fig	N	O	P	Q	R	S	T	Fig
30	25	58	90	M24x1.5	137	2	25	25	39	88.5	-	-	-	-



690

Outer Joint	Driveshaft	Inner Joint
SU1006	SU3008	SU2007

Note : -



690

Inner Joint	Driveshaft	Outer Joint
SU2007	SU3008	SU1006



Sinistra / Left

Suzuki

Destra / Right



Alto II (Serie EC - Front)

kW	da:	a:	Cambio	Telaio
	from:	to:	Gearbox	Chassis

A	B	C	D	F	H	Fig	N	O	P	Q	R	S	T	Fig
23	19	44	72	M18x1.5	92	2	20	18	30	61.5	26	-	-	-

0.8 (Eng. F5A)	-	02.88	--	-	-
----------------	---	-------	----	---	---

A	B	C	D	F	H	Fig	N	O	P	Q	R	S	T	Fig
23	19	44	72	M18x1.5	92	2	20	18	30	61.5	26	-	-	-

540

702

Outer Joint				Driveshaft				Inner Joint			
SZ1001				SZ3015				SZ2011			

Inner Joint				Driveshaft				Outer Joint			
SZ2011				SZ3016				SZ1001			

Note: -

A	B	C	D	F	H	Fig	N	O	P	Q	R	S	T	Fig
23	19	44	72	M18x1.5	92	2	22	19	-	67.7	26	-	-	-

0.8 (Eng. F8A)	27/29	01.85	01.92	-	-
----------------	-------	-------	-------	---	---

A	B	C	D	F	H	Fig	N	O	P	Q	R	S	T	Fig
23	19	44	72	M18x1.5	92	2	22	19	-	67.7	26	-	-	-

539

692

Outer Joint				Driveshaft				Inner Joint			
SZ1001				SZ3011				SZ2012			

Inner Joint				Driveshaft				Outer Joint			
SZ2012				SZ3012				SZ1001			

Note: -

A	B	C	D	F	H	Fig	N	O	P	Q	R	S	T	Fig
23	18	44	68	M18x1.5	89	2	22	18	-	65	27	-	-	-

0.8 (Eng. F8B)	29	01.86	09.93	-	-
----------------	----	-------	-------	---	---

A	B	C	D	F	H	Fig	N	O	P	Q	R	S	T	Fig
23	18	44	68	M18x1.5	89	2	22	18	-	65	27	-	-	-

529

685

Outer Joint				Driveshaft				Inner Joint			
SZ1002				SZ3013				SZ2013			

Inner Joint				Driveshaft				Outer Joint			
SZ2013				SZ3014				SZ1002			

Note: -

Alto III (Serie EF - Front)

kW	da:	a:	Cambio	Telaio
	from:	to:	Gearbox	Chassis

A	B	C	D	F	H	Fig	N	O	P	Q	R	S	T	Fig
23	20	49	71	-	-	3	-	-	-	-	-	-	-	-

1.0	39	09.94	06.02	-	-
-----	----	-------	-------	---	---

A	B	C	D	F	H	Fig	N	O	P	Q	R	S	T	Fig
23	20	49	71	-	-	3	-	-	-	-	-	-	-	-

-

-

Outer Joint				Driveshaft				Inner Joint			
SZ1017				SZ3028							

Inner Joint				Driveshaft				Outer Joint			
				SZ3029				SZ1017			

Note: -



Sinistra / Left

Suzuki

Destra / Right

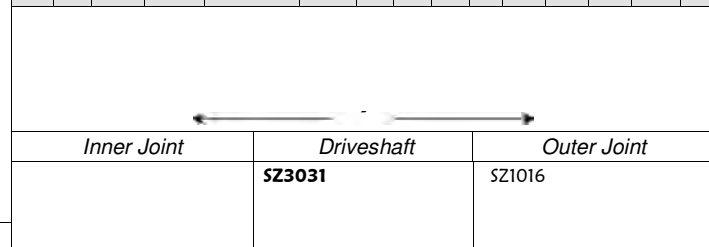
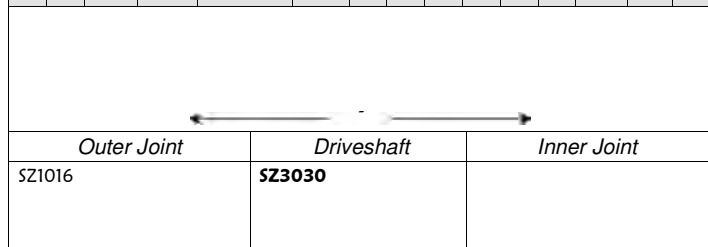


Baleno (Serie EG - Front)

A	B	C	D	F	H	Fig	N	O	P	Q	R	S	T	Fig
25	21	49	74	M18x1.5	76	2	-	-	-	-	-	-	-	-

1.8 GT	kW	da:	a:	Cambio	Telaio
		from:	to:	Gearbox	Chassis
	89	03.96	--	-	-

A	B	C	D	F	H	Fig	N	O	P	Q	R	S	T	Fig
25	21	49	74	M18x1.5	76	2	-	-	-	-	-	-	-	-



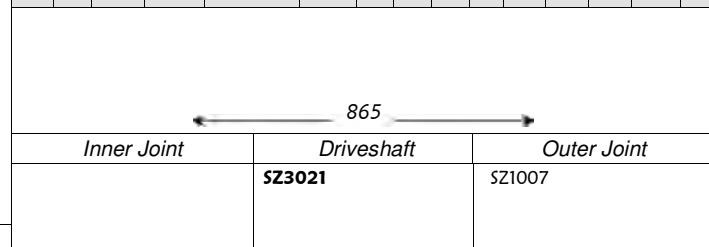
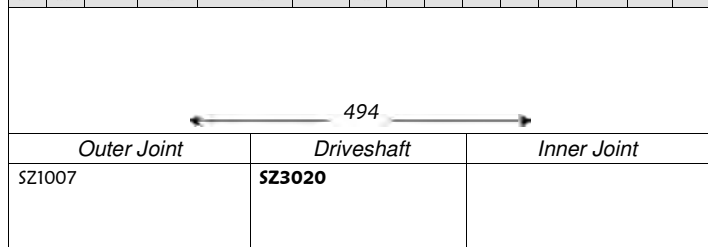
Note : -

Samurai (Serie SJ413 - Front)

A	B	C	D	F	H	Fig	N	O	P	Q	R	S	T	Fig
26	22	47	72	M8x1.25	137	2	-	-	-	-	-	-	-	-

1.3	kW	da:	a:	Cambio	Telaio
		from:	to:	Gearbox	Chassis
	44/47	01.85	12.93	-	-

A	B	C	D	F	H	Fig	N	O	P	Q	R	S	T	Fig
26	22	47	72	M8x1.25	137	2	-	-	-	-	-	-	-	-



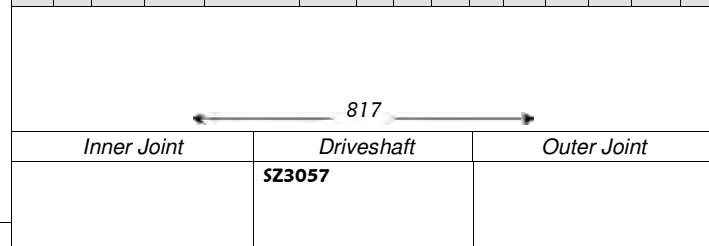
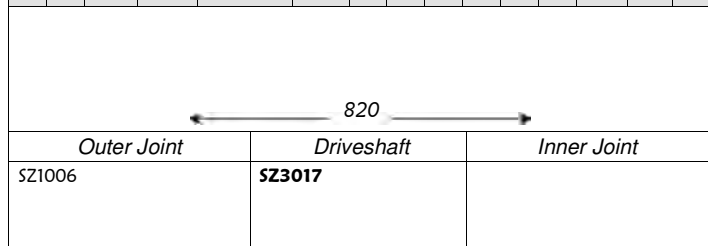
Note : -

Santana (Serie SJ410 - Front)

A	B	C	D	F	H	Fig	N	O	P	Q	R	S	T	Fig
26	19	45	72	M8x1.25	137	2	22	-	-	-	-	-	-	-

1.0	kW	da:	a:	Cambio	Telaio
		from:	to:	Gearbox	Chassis
	30/33	03.82	01.91	-	-

A	B	C	D	F	H	Fig	N	O	P	Q	R	S	T	Fig
-	-	-	-	-	-	-	-	-	-	-	-	-	-	-



Note : -



Sinistra / Left

Suzuki

Destra / Right



Swift I (Serie AA - Front)

A	B	C	D	F	H	Fig	N	O	P	Q	R	S	T	Fig	kW	da: from:	a: to:	Cambio Gearbox	Telaio Chassis	A	B	C	D	F	H	Fig	N	O	P	Q	R	S	T	Fig	
23	19	44	72	M18x1.5	-	2	22	19	40	68	28	-	-	-	1.0	-	12.83	12.88	-	-	23	19	44	72	M18x1.5	-	2	22	19	40	68	28	-	-	-
															1.3	44/74	11.84	12.88	-	-															
K13620															K23682																				
← 558 →															← 582 →																				
Outer Joint					Driveshaft					Inner Joint					Inner Joint					Driveshaft					Outer Joint										
SZ1015					SZ3003					SZ2002					SZ2002					SZ3004					SZ1015										
Note : AA41																																			

A	B	C	D	F	H	Fig	N	O	P	Q	R	S	T	Fig	kW	da: from:	a: to:	Cambio Gearbox	Telaio Chassis	A	B	C	D	F	H	Fig	N	O	P	Q	R	S	T	Fig	
23	19	44	72	M18x1.5	-	2	22	19	40	68	28	-	-	-	1.0	-	12.83	12.88	-	-	23	19	44	72	M18x1.5	-	2	22	19	40	68	28	-	-	-
															1.3	44/74	11.84	12.88	-	-															
K13620															K23682																				
← 558 →															← 582 →																				
Outer Joint					Driveshaft					Inner Joint					Inner Joint					Driveshaft					Outer Joint										
SZ1015					SZ3003					SZ2002					SZ2002					SZ3004					SZ1015										
Note : AA51/3																																			

Swift II (Front)

A	B	C	D	F	H	Fig	N	O	P	Q	R	S	T	Fig	kW	da: from:	a: to:	Cambio Gearbox	Telaio Chassis	A	B	C	D	F	H	Fig	N	O	P	Q	R	S	T	Fig
23	20	49	71	M18x1.5	92	1	26		38	-	-	58	-	-	1.3 4WD	50	01.95	--	-	-	23	20	49	71	M18x1.5	92	1	26		-	-	-	-	-
← 573 →															← 567 →																			
Outer Joint					Driveshaft					Inner Joint					Inner Joint					Driveshaft					Outer Joint									
SZ1013					SZ3024															SZ3025					SZ1013									
Note : -																																		



Sinistra / Left

Suzuki

Destra / Right



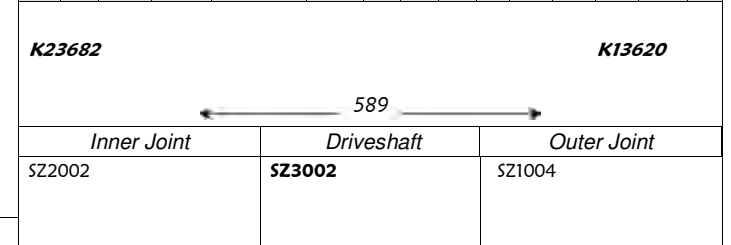
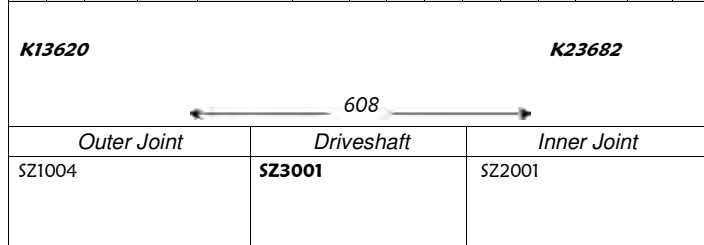
Swift II (Serie AH/AJ/EA - Front)

kW	da:	a:	Cambio	Telaio
	from:	to:	Gearbox	Chassis

A	B	C	D	F	H	Fig	N	O	P	Q	R	S	T	Fig
23	19	49	71	M18x1.5	92	2	22	19	35	68	27	54	-	-

1.3	51	01.89	09.96	-	-
-----	----	-------	-------	---	---



A	B	C	D	F	H	Fig	N	O	P	Q	R	S	T	Fig
23	19	49	71	M18x1.5	92	2	22	19	40	68	28	-	-	-



A	B	C	D	F	H	Fig	N	O	P	Q	R	S	T	Fig
23	22	49	75.6	M18x1.5	-	2	-	-	-	-	-	-	-	-

1.6	70	11.89	12.91	-	-
-----	----	-------	-------	---	---

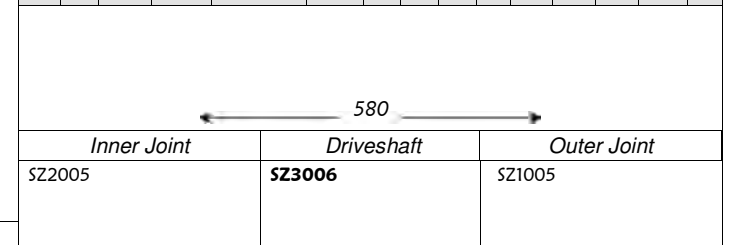
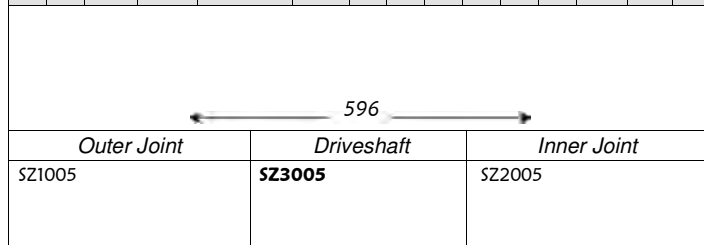
A	B	C	D	F	H	Fig	N	O	P	Q	R	S	T	Fig
23	22	49	75.6	M18x1.5	-	2	-	-	-	-	-	-	-	-



A	B	C	D	F	H	Fig	N	O	P	Q	R	S	T	Fig
25	22	49	78	M18x1.5	76	2	22	21	35	73.5	28	51	-	4

1.6 i 16V	-	01.90	--	-	-
-----------	---	-------	----	---	---

A	B	C	D	F	H	Fig	N	O	P	Q	R	S	T	Fig
25	22	49	78	M18x1.5	76	2	22	21	35	73.5	28	51	-	4



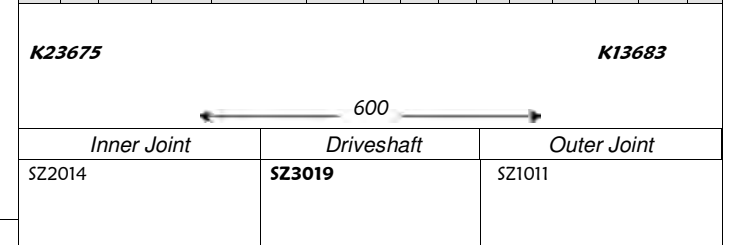
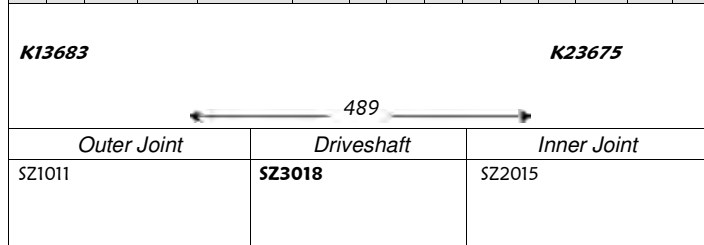
Vitara (Serie ET/TA - Front)

kW	da:	a:	Cambio	Telaio
	from:	to:	Gearbox	Chassis

A	B	C	D	F	H	Fig	N	O	P	Q	R	S	T	Fig
26	22	48	76	M8x1.25	116	-	-	-	-	-	-	-	-	-

1.6 4x4	60	03.95	--	-	-
---------	----	-------	----	---	---

A	B	C	D	F	H	Fig	N	O	P	Q	R	S	T	Fig
26	22	48	76	M8x1.25	116	-	26	22	35	77	31	84	-	-





Sinistra / Left

Suzuki

Destra / Right



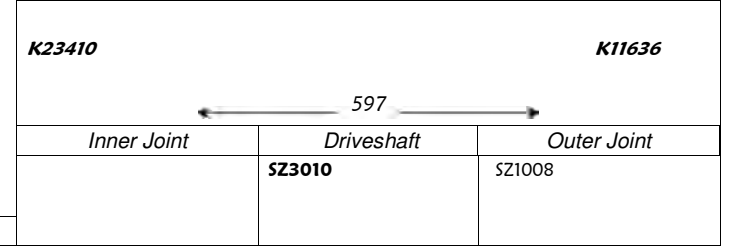
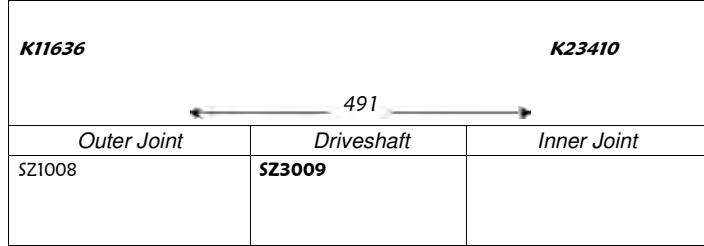
Vitara (Serie ET/TA - Front)

<i>kW</i>	<i>da:</i>	<i>a:</i>	<i>Cambio</i>	<i>Telaio</i>
	<i>from:</i>	<i>to:</i>	<i>Gearbox</i>	<i>Chassis</i>

A	B	C	D	F	H	Fig	N	O	P	Q	R	S	T	Fig
26	22	48	81	M8	116	2	-	-	-	115	-	-	30	5

1.9 D	-	09.88	--	-	-
-------	---	-------	----	---	---

A	B	C	D	F	H	Fig	N	O	P	Q	R	S	T	Fig
26	22	48	81	M8	116	2	22	-	35	75.5	-	103	-	4



Note : -

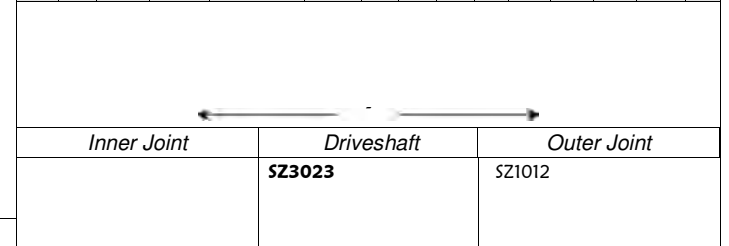
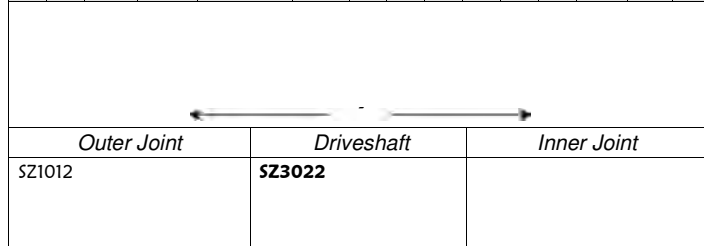
Vitara (Serie TD - Front)

<i>kW</i>	<i>da:</i>	<i>a:</i>	<i>Cambio</i>	<i>Telaio</i>
	<i>from:</i>	<i>to:</i>	<i>Gearbox</i>	<i>Chassis</i>

A	B	C	D	F	H	Fig	N	O	P	Q	R	S	T	Fig
26	29	48	81	-	116	2	-	-	-	-	-	-	-	-

2.0 i V6	100	11.95	06.98	-	-
----------	-----	-------	-------	---	---

A	B	C	D	F	H	Fig	N	O	P	Q	R	S	T	Fig
26	29	48	81	-	116	2	-	-	-	-	-	-	-	-



Note : -



Sinistra / Left

Talbot

Destra / Right



Bagheera (Front)

A	B	C	D	F	H	Fig	N	O	P	Q	R	S	T	Fig	kW	da: from:	a: to:	Cambio Gearbox	Telaio Chassis	
23		54	86.5	M22x1.5	82		-		-	-	-	-	-	-	1.3	60/62	---	07.73	-	-
															1.5	-	---	07.73	-	-

A	B	C	D	F	H	Fig	N	O	P	Q	R	S	T	Fig
23		54	86.5	M22x1.5	82		-		-	-	-	-	-	-

K12720				K12720	
		669			
Outer Joint		Driveshaft		Inner Joint	
		TA3043			

		Note: -			
--	--	---------	--	--	--

A	B	C	D	F	H	Fig	N	O	P	Q	R	S	T	Fig	kW	da: from:	a: to:	Cambio Gearbox	Telaio Chassis	
23		54	86.5	M22x1.5	82		-		-	-	-	-	-	-	1.3	60/62	08.73	07.77	-	-
															1.5	-	08.73	07.77	-	-

A	B	C	D	F	H	Fig	N	O	P	Q	R	S	T	Fig
23		54	86.5	M22x1.5	82		-		-	-	-	-	-	-

K12720				K12720	
		693			
Outer Joint		Driveshaft		Inner Joint	
		TA3045			

		Note: -			
--	--	---------	--	--	--

A	B	C	D	F	H	Fig	N	O	P	Q	R	S	T	Fig	kW	da: from:	a: to:	Cambio Gearbox	Telaio Chassis	
23		53	86.5	-	86		-		-	-	-	-	-	-	1.3	60/62	08.77	---	-	-
															1.5	-	08.77	---	-	-

A	B	C	D	F	H	Fig	N	O	P	Q	R	S	T	Fig
23		53	86.5	M22x1.5	86		-		-	-	-	-	-	-

K12720				K12720	
		670			
Outer Joint		Driveshaft		Inner Joint	
		TA3047			

		Note: -			
--	--	---------	--	--	--

Horizon (Front)

A	B	C	D	F	H	Fig	N	O	P	Q	R	S	T	Fig	kW	da: from:	a: to:	Cambio Gearbox	Telaio Chassis	
23		53	86.5	M22x1.5	86		25		40	68.5	-	56	30	5	1.1	-	---	08.82	4 Sp.	-
															1.3	-	---	08.82	4 Sp.	-
															1.4	-	---	08.82	4 Sp.	-
															1.5	61	---	08.82	4 Sp.	-
															1.6	64/66	---	08.82	4 Sp.	-

A	B	C	D	F	H	Fig	N	O	P	Q	R	S	T	Fig
23		53	86.5	M22x1.5	86		25		40	68.5	-	56	30	5

		664	
Outer Joint		Driveshaft	
		TA3029	

		Note: -	
--	--	---------	--



Sinistra / Left

Talbot

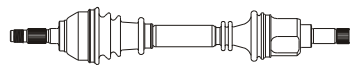
Destra / Right



Horizon (Front)

<i>kW</i>	<i>da:</i>	<i>a:</i>	<i>Cambio</i>	<i>Telaio</i>
	<i>from:</i>	<i>to:</i>	<i>Gearbox</i>	<i>Chassis</i>

A	B	C	D	F	H	Fig	N	O	P	Q	R	S	T	Fig
-	-	-	-	-	-	-	-	-	-	-	-	-	-	-



894

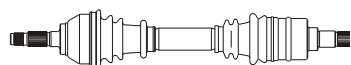
Outer Joint	Driveshaft	Inner Joint
-------------	------------	-------------

TA3031

1.1	-	09.81	--	BE1	-
1.3	-	09.81	--	BE1	-
1.4	-	09.81	--	BE1	-
1.5	61	09.81	--	BE1	-
1.6	64/66	09.81	--	BE1	-

Note : -

A	B	C	D	F	H	Fig	N	O	P	Q	R	S	T	Fig
23	53	86.5	M22x1.5	86	23	40	72.5	-	57	30	5			



594

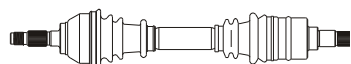
Outer Joint	Driveshaft	Inner Joint
-------------	------------	-------------

TA3033

1.1 Aut.	-	--	09.79	-	-
1.3 Aut.	-	--	09.79	-	-
1.4 Aut.	-	--	09.79	-	-
1.5 Aut.	61	--	09.79	-	-
1.6 Aut.	64/66	--	09.79	-	-
1.9 Aut.	-	--	09.79	-	-

Note : -

A	B	C	D	F	H	Fig	N	O	P	Q	R	S	T	Fig
23	53	86.5	M22x1.5	86	23	40	72.5	-	57	30	5			



594

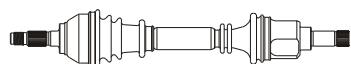
Outer Joint	Driveshaft	Inner Joint
-------------	------------	-------------

TA3033

1.1 Aut.	-	10.79	--	-	-
1.3 Aut.	-	10.79	--	-	-
1.4 Aut.	-	10.79	--	-	-
1.5 Aut.	61	10.79	--	-	-
1.6 Aut.	64/66	10.79	--	-	-
1.9 Aut.	-	10.79	--	-	-

Note : -

A	B	C	D	F	H	Fig	N	O	P	Q	R	S	T	Fig
23	53	86.5	M22x1.5	86	24	40	72.5	-	69	30	5			



601


Outer Joint	Driveshaft	Inner Joint
-------------	------------	-------------

TA3037

1.9 D	-	07.84	06.86	BE1	-
-------	---	-------	-------	-----	---

Note : -

A	B	C	D	F	H	Fig	N	O	P	Q	R	S	T	Fig
23	53	86.5	M22x1.5	86	24	40	-	-	-	-	-	-	-	




894

Inner Joint	Driveshaft	Outer Joint
-------------	------------	-------------

TA3032

A	B	C	D	F	H	Fig	N	O	P	Q	R	S	T	Fig
23	53	86.5	M22x1.5	86	23	40	72.5	-	157	30	5			




904

Inner Joint	Driveshaft	Outer Joint
-------------	------------	-------------

TA3034

A	B	C	D	F	H	Fig	N	O	P	Q	R	S	T	Fig
23	53	86.5	M22x1.5	86	23	40	72.5	-	157	30	5			



905

Inner Joint	Driveshaft	Outer Joint
-------------	------------	-------------

TA3036

A	B	C	D	F	H	Fig	N	O	P	Q	R	S	T	Fig
23	53	86.5	M22x1.5	86	24	-	-	-	-	-	-	-	-	



903

Inner Joint	Driveshaft	Outer Joint
-------------	------------	-------------

TA3038



Sinistra / Left

Talbot

Destra / Right



Murena (Front)

<i>kW</i>	<i>da:</i>	<i>a:</i>	<i>Cambio</i>	<i>Telaio</i>
	<i>from:</i>	<i>to:</i>	<i>Gearbox</i>	<i>Chassis</i>

A	B	C	D	F	H	Fig	N	O	P	Q	R	S	T	Fig
27		54	83.5	M25x1.5	90		25		33.6	-	-	68	-	-

1.6

65 08.80 --- - -

A	B	C	D	F	H	Fig	N	O	P	Q	R	S	T	Fig
27		54	83.5	M25x1.5	90		25		28.2	83.5	-	431	34	5

583

Outer Joint	Driveshaft	Inner Joint
-------------	------------	-------------

TA3051

943

Inner Joint	Driveshaft	Outer Joint
-------------	------------	-------------

TA3052

Note: -

A	B	C	D	F	H	Fig	N	O	P	Q	R	S	T	Fig
27		54	83.5	M25x1.5	90		25		-	81	-	69	34	5

2.2

- 08.80 --- - -

A	B	C	D	F	H	Fig	N	O	P	Q	R	S	T	Fig
27		54	83.5	M25x1.5	90		25		-	-	-	431	-	-

545

Outer Joint	Driveshaft	Inner Joint
-------------	------------	-------------

TA3053

1005

Inner Joint	Driveshaft	Outer Joint
-------------	------------	-------------

TA3054

Note: -

Rancho (Front)

<i>kW</i>	<i>da:</i>	<i>a:</i>	<i>Cambio</i>	<i>Telaio</i>
	<i>from:</i>	<i>to:</i>	<i>Gearbox</i>	<i>Chassis</i>

A	B	C	D	F	H	Fig	N	O	P	Q	R	S	T	Fig
23		54	86.5	M22x1.5	81		25		40	68.5	-	53.5	30	5

1.4

- --- 07.73 - -

A	B	C	D	F	H	Fig	N	O	P	Q	R	S	T	Fig
23		54	86.5	M22x1.5	81		25		40	68.5	-	53.5	30	5


K12720



637

Outer Joint	Driveshaft	Inner Joint
-------------	------------	-------------

TA3049



K12720

807

Inner Joint	Driveshaft	Outer Joint
-------------	------------	-------------

TA3050

Note: -

A	B	C	D	F	H	Fig	N	O	P	Q	R	S	T	Fig
23		54	86.5	M22x1.5	81		25		40	68.5	74	56	30	5

1.4

- 08.73 07.77 - -

A	B	C	D	F	H	Fig	N	O	P	Q	R	S	T	Fig
23		54	86.5	M22x1.5	81		25		40	68.5	74	56	30	5

K12720



641

Outer Joint	Driveshaft	Inner Joint
-------------	------------	-------------

TA3005



K12720

811

Inner Joint	Driveshaft	Outer Joint
-------------	------------	-------------

TA3006

Note: -



Sinistra / Left

Talbot

Destra / Right

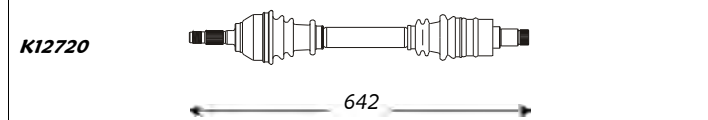


Rancho (Front)

A	B	C	D	F	H	Fig	N	O	P	Q	R	S	T	Fig
23		53	86.5	M22x1.5	86		25		40	68.5	73	56	30	5

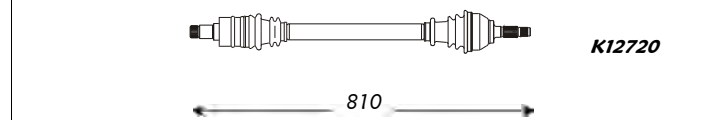
kW	da:	a:	Cambio	Telaio
	from:	to:	Gearbox	Chassis
1.4	-	08.77	--	-

A	B	C	D	F	H	Fig	N	O	P	Q	R	S	T	Fig
23		53	86.5	M22x1.5	86		25		40	68.5	73	56	30	5



Outer Joint	Driveshaft	Inner Joint
	TA3007	

Note : -



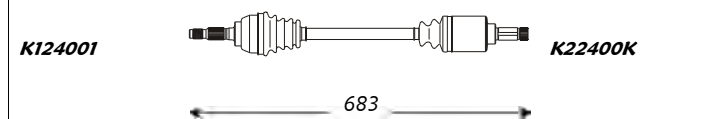
Inner Joint	Driveshaft	Outer Joint
	TA3008	

Samba (Front)

A	B	C	D	F	H	Fig	N	O	P	Q	R	S	T	Fig
21		54	76.5	M20x1.5	90		22		40	71.5	19	68	30	5

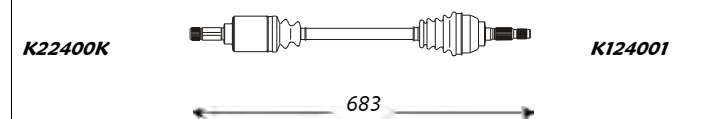
kW	da:	a:	Cambio	Telaio
	from:	to:	Gearbox	Chassis
1.0	-	10.81	01.86	-
1.1	37	10.81	01.86	-
1.2 Rally	-	10.81	01.86	-
1.3	-	10.81	01.86	-

A	B	C	D	F	H	Fig	N	O	P	Q	R	S	T	Fig
21		54	76.5	M20x1.5	90		22		40	71.5	19	68	30	5



Outer Joint	Driveshaft	Inner Joint
	TA3055	

Note : -

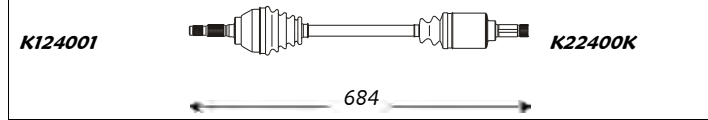


Inner Joint	Driveshaft	Outer Joint
	TA3055	

A	B	C	D	F	H	Fig	N	O	P	Q	R	S	T	Fig
21		54	75	M20x1.5	90.5		22		40	71.5	28	68	30	5

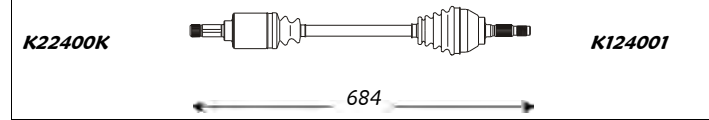
kW	da:	a:	Cambio	Telaio
	from:	to:	Gearbox	Chassis
1.4	-	01.82	01.86	-

A	B	C	D	F	H	Fig	N	O	P	Q	R	S	T	Fig
21		54	75	M20x1.5	90.5		22		40	71.5	28	68	30	5



Outer Joint	Driveshaft	Inner Joint
	TA3041	

Note : -



Inner Joint	Driveshaft	Outer Joint
	TA3041	



Sinistra / Left

Talbot

Destra / Right

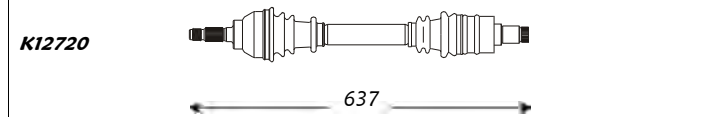


Simca 1100 (Front)

kW	da:	a:	Cambio	Telaio
	from:	to:	Gearbox	Chassis

A	B	C	D	F	H	Fig	N	O	P	Q	R	S	T	Fig
23		54	86.5	M22x1.5	81		25		40	68.5	-	53.5	30	5

1.1	43/44	---	07.73	-	-
1.3 TI	60	---	07.73	-	-

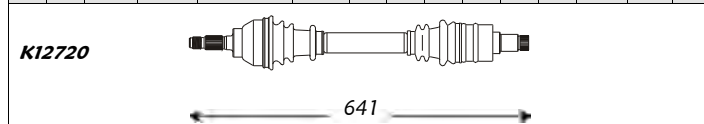


Outer Joint	Driveshaft	Inner Joint
	TA3049	

Note: -

A	B	C	D	F	H	Fig	N	O	P	Q	R	S	T	Fig
23		54	86.5	M22x1.5	81		25		40	68.5	74	56	30	5

1.1	43/44	08.73	07.77	-	-
1.3 TI	60	08.73	07.77	-	-

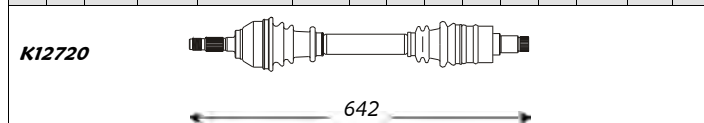


Outer Joint	Driveshaft	Inner Joint
	TA3005	

Note: -

A	B	C	D	F	H	Fig	N	O	P	Q	R	S	T	Fig
23		53	86.5	M22x1.5	86		25		40	68.5	73	56	30	5

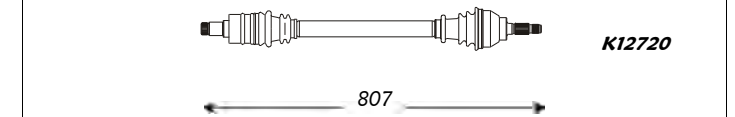
1.1	43/44	08.77	---	-	-
1.3 TI	60	08.77	---	-	-



Outer Joint	Driveshaft	Inner Joint
	TA3007	


Note: -

A	B	C	D	F	H	Fig	N	O	P	Q	R	S	T	Fig
23		54	86.5	M22x1.5	81		25		40	68.5	-	53.5	30	5




Inner Joint	Driveshaft	Outer Joint
	TA3050	

A	B	C	D	F	H	Fig	N	O	P	Q	R	S	T	Fig
23		54	86.5	M22x1.5	81		25		40	68.5	74	56	30	5



Inner Joint	Driveshaft	Outer Joint
	TA3006	

A	B	C	D	F	H	Fig	N	O	P	Q	R	S	T	Fig
23		53	86.5	M22x1.5	86		25		40	68.5	73	56	30	5



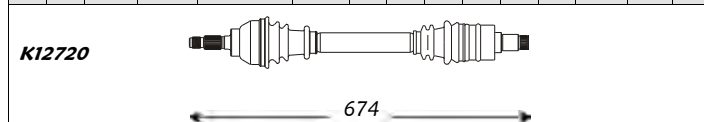
Inner Joint	Driveshaft	Outer Joint
	TA3008	

Simca 1300 (Front)

kW	da:	a:	Cambio	Telaio
	from:	to:	Gearbox	Chassis

A	B	C	D	F	H	Fig	N	O	P	Q	R	S	T	Fig
23		54	86.5	M22x1.5	82		25		40	68.5	74	56	30	5


1.4	51/63	---	07.77	-	-
1.6	65	---	07.77	-	-



Outer Joint	Driveshaft	Inner Joint
	TA3009	

Note: -

A	B	C	D	F	H	Fig	N	O	P	Q	R	S	T	Fig
23		54	86.5	M22x1.5	82		25		40	68.5	74	56	30	5



Inner Joint	Driveshaft	Outer Joint
	TA3010	



Sinistra / Left

Talbot

Destra / Right



Simca 1300 (Front)

<i>kW</i>	<i>da:</i>	<i>a:</i>	<i>Cambio</i>	<i>Telaio</i>
	<i>from:</i>	<i>to:</i>	<i>Gearbox</i>	<i>Chassis</i>

A	B	C	D	F	H	Fig	N	O	P	Q	R	S	T	Fig
23		53	86.5	M22x1.5	86		25		40	68.5	70.5	56	30	5

1.4	51/63	08.77	07.82	-	-									
1.6	65	08.77	07.82	-	-									

A	B	C	D	F	H	Fig	N	O	P	Q	R	S	T	Fig
23		53	86.5	M22x1.5	86		25		40	68.5	70.5	56	30	5

K12720

674

Outer Joint	Driveshaft	Inner Joint
	TA3011	

Note: -

K12720

813

Inner Joint	Driveshaft	Outer Joint
	TA3012	

Note: -

A	B	C	D	F	H	Fig	N	O	P	Q	R	S	T	Fig
23		53	86.5	M22x1.5	86		23		40	72.5	-	57	30	5

1.6 Aut.	65	---	09.79	-	-									
----------	----	-----	-------	---	---	--	--	--	--	--	--	--	--	--

A	B	C	D	F	H	Fig	N	O	P	Q	R	S	T	Fig
23		53	86.5	M22x1.5	86		23		40	72.5	-	157	30	5

K12720

605

Outer Joint	Driveshaft	Inner Joint
	TA3013	

Note: -

K12720

887

Inner Joint	Driveshaft	Outer Joint
	TA3014	

Note: -

A	B	C	D	F	H	Fig	N	O	P	Q	R	S	T	Fig
23		53	86.5	M22x1.5	86		23		40	72.5	-	57	30	5

1.6 Aut.	65	10.79	---	-	-									
----------	----	-------	-----	---	---	--	--	--	--	--	--	--	--	--

A	B	C	D	F	H	Fig	N	O	P	Q	R	S	T	Fig
23		53	86.5	M22x1.5	86		23		40	72.5	-	157	30	5

K12720

605

Outer Joint	Driveshaft	Inner Joint
	TA3013	

Note: -

K12720

885

Inner Joint	Driveshaft	Outer Joint
	TA3022	

Note: -

Simca 1500 (4/5 Sp.) (Front)

<i>kW</i>	<i>da:</i>	<i>a:</i>	<i>Cambio</i>	<i>Telaio</i>
	<i>from:</i>	<i>to:</i>	<i>Gearbox</i>	<i>Chassis</i>

A	B	C	D	F	H	Fig	N	O	P	Q	R	S	T	Fig
23		53	86.5	M22x1.5	86		24		40	70.5	-	69.5	30	5

1.4	55/63	08.82	---	BE1	-									
1.6	65	08.82	---	BE1	-									

A	B	C	D	F	H	Fig	N	O	P	Q	R	S	T	Fig
23		53	86.5	M22x1.5	86		24		40	70.5	-	137	30	5

K12720

614

Outer Joint	Driveshaft	Inner Joint
	TA3017	

Note: -

K12720

874

Inner Joint	Driveshaft	Outer Joint
	TA3018	

Note: -



Sinistra / Left

Talbot

Destra / Right



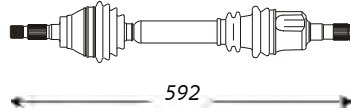
Simca 1500 (4/5 Sp.) (Front)

<i>kW</i>	<i>da:</i>	<i>a:</i>	<i>Cambio</i>	<i>Telaio</i>
	<i>from:</i>	<i>to:</i>	<i>Gearbox</i>	<i>Chassis</i>

A	B	C	D	F	H	Fig	N	O	P	Q	R	S	T	Fig
23	22	53	84	M22x1.5	86	3	25		28.2	70.5	-	69	30	5

1.4 (w/clip)	55/63	08.80	09.83	429	-
--------------	-------	-------	-------	-----	---

A	B	C	D	F	H	Fig	N	O	P	Q	R	S	T	Fig



Outer Joint	Driveshaft	Inner Joint
TA1001	TA3042	

Note : With Clip

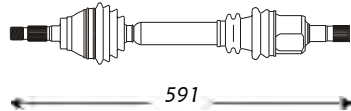


Inner Joint	Driveshaft	Outer Joint
	TA3057	

A	B	C	D	F	H	Fig	N	O	P	Q	R	S	T	Fig
23	22	53	84	M22x1.5	86	3	25		-	70.5	-	-	30	5

1.4 (wo/clip)	55/63	08.80	09.83	429	-
1.6 (wo/clip)	65	08.80	09.83	429	-

A	B	C	D	F	H	Fig	N	O	P	Q	R	S	T	Fig
23	22	53	84	M22x1.5	86	3	25		40	70.5	-	136	30	5



Outer Joint	Driveshaft	Inner Joint
TA1001	TA3019	

Note : W/o Clip



Inner Joint	Driveshaft	Outer Joint
	TA3020	TA1001

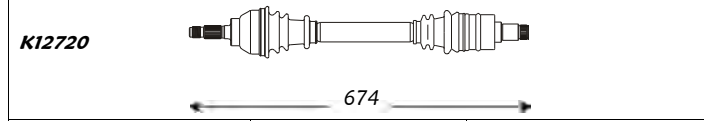
Simca 1500 (Front)

<i>kW</i>	<i>da:</i>	<i>a:</i>	<i>Cambio</i>	<i>Telaio</i>
	<i>from:</i>	<i>to:</i>	<i>Gearbox</i>	<i>Chassis</i>

A	B	C	D	F	H	Fig	N	O	P	Q	R	S	T	Fig
23		54	86.5	M22x1.5	82		25		40	68.5	74	56	30	5

1.4	55/63	---	07.77	-	-
1.6	65	---	07.77	-	-

A	B	C	D	F	H	Fig	N	O	P	Q	R	S	T	Fig
23		54	86.5	M22x1.5	82		25		40	68.5	74	56	30	5



Outer Joint	Driveshaft	Inner Joint
	TA3009	

Note : -

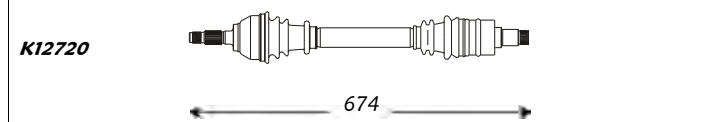


Inner Joint	Driveshaft	Outer Joint
	TA3010	

A	B	C	D	F	H	Fig	N	O	P	Q	R	S	T	Fig
23		53	86.5	M22x1.5	86		25		40	68.5	70.5	56	30	5

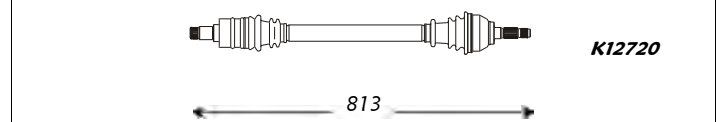
1.4	55/63	08.77	07.82	-	-
1.6	65	08.77	07.82	-	-

A	B	C	D	F	H	Fig	N	O	P	Q	R	S	T	Fig
23		53	86.5	M22x1.5	86		25		40	68.5	70.5	56	30	5



Outer Joint	Driveshaft	Inner Joint
	TA3011	

Note : -



Inner Joint	Driveshaft	Outer Joint
	TA3012	



Sinistra / Left

Talbot

Destra / Right



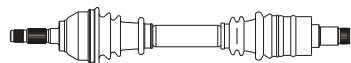
Simca 1500 (Front)

A	B	C	D	F	H	Fig	N	O	P	Q	R	S	T	Fig
23		53	86.5	M22x1.5	86		23		40	72.5	-	57	30	5

kW	da:	a:	Cambio	Telaio
	from:	to:	Gearbox	Chassis
1.4 Aut.	55/63	--	09.79	-
1.6 Aut.	65	--	09.79	-

A	B	C	D	F	H	Fig	N	O	P	Q	R	S	T	Fig
23		53	86.5	M22x1.5	86		23		40	72.5	-	157	30	5

K12720



605

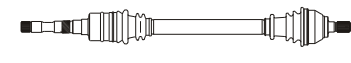
Outer Joint

Driveshaft

Inner Joint

TA3013

Note : -



887

Inner Joint

Driveshaft

Outer Joint

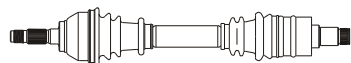
TA3014

A	B	C	D	F	H	Fig	N	O	P	Q	R	S	T	Fig
23		53	86.5	M22x1.5	86		23		40	72.5	-	57	30	5

kW	da:	a:	Cambio	Telaio
	from:	to:	Gearbox	Chassis
1.4 Aut.	55/63	10.79	--	-
1.6 Aut.	65	10.79	--	-

A	B	C	D	F	H	Fig	N	O	P	Q	R	S	T	Fig
23		53	86.5	M22x1.5	86		23		40	72.5	-	157	30	5

K12720



605

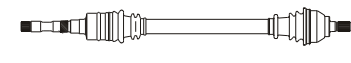
Outer Joint

Driveshaft

Inner Joint

TA3013

Note : -



885

Inner Joint

Driveshaft

Outer Joint

TA3022

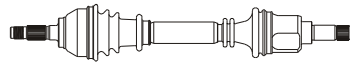
Solara (4/5 Sp.) (Front)

A	B	C	D	F	H	Fig	N	O	P	Q	R	S	T	Fig
23		53	86.5	M22x1.5	86		24		40	70.5	-	69.5	30	5

kW	da:	a:	Cambio	Telaio
	from:	to:	Gearbox	Chassis
1.3	51	08.82	--	BE1
1.5	-	08.82	--	BE1
1.6	54/65	08.82	--	BE1

A	B	C	D	F	H	Fig	N	O	P	Q	R	S	T	Fig
23		53	86.5	M22x1.5	86		24		40	70.5	-	137	30	5

K12720



614

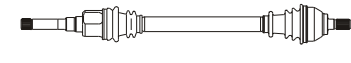
Outer Joint

Driveshaft

Inner Joint

TA3017

Note : -



874

Inner Joint

Driveshaft


Outer Joint

TA3018

A	B	C	D	F	H	Fig	N	O	P	Q	R	S	T	Fig
23	22	53	84	M22x1.5	86	3	25		28.2	70.5	-	69	30	5

1.3 (w/clip)	51	08.80	09.83	429	-
1.5 (w/clip)	-	08.80	09.83	429	-
1.6 (w/clip)	54/65	08.80	09.83	429	-

A	B	C	D	F	H	Fig	N	O	P	Q	R	S	T	Fig



592

Outer Joint

Driveshaft

Inner Joint

TA1001

TA3042

Note : With Clip

Inner Joint

Driveshaft

Outer Joint

TA3057



Sinistra / Left

Talbot

Destra / Right



Solara (4/5 Sp.) (Front)

													kW	da:	a:	Cambio	Telaio																		
													from:	to:	Gearbox	Chassis																			
A	B	C	D	F	H	Fig	N	O	P	Q	R	S	T	Fig						A	B	C	D	F	H	Fig	N	O	P	Q	R	S	T	Fig	
23	22	53	84	M22x1.5	86	3	25		-	70.5	-	-	30	5	1.3 (wo/clip)	51	08.80	09.83	429	-	23	22	53	84	M22x1.5	86	3	25		40	70.5	-	136	30	5
													1.5 (wo/clip)	-	08.80	09.83	429	-																	
													1.6 (wo/clip)	54/65	08.80	09.83	429	-																	
Outer Joint				Driveshaft					Inner Joint				Inner Joint				Driveshaft					Outer Joint													
TA1001				TA3019													TA3020					TA1001													
													Note : W/o Clip																						

Solara (Front)

													kW	da:	a:	Cambio	Telaio																		
													from:	to:	Gearbox	Chassis																			
A	B	C	D	F	H	Fig	N	O	P	Q	R	S	T	Fig						A	B	C	D	F	H	Fig	N	O	P	Q	R	S	T	Fig	
23		54	86.5	M22x1.5	82		25		40	68.5	74	56	30	5	1.3	51	--	07.77	-	-	23		54	86.5	M22x1.5	82		25		40	68.5	74	56	30	5
													1.5	-	--	07.77	-	-																	
													1.6	54/65	--	07.77	-	-																	
Outer Joint				Driveshaft					Inner Joint				Inner Joint				Driveshaft					Outer Joint													
				TA3009													TA3010																		
													Note : -																						
23		53	86.5	M22x1.5	86		25		40	68.5	70.5	56	30	5	1.3	51	08.77	07.82	-	-	23		53	86.5	M22x1.5	86		25		40	68.5	70.5	56	30	5
													1.5	-	08.77	07.82	-	-																	
													1.6	54/65	08.77	07.82	-	-																	
Outer Joint				Driveshaft					Inner Joint				Inner Joint				Driveshaft					Outer Joint													
				TA3011													TA3012																		
													Note : -																						



Sinistra / Left

Talbot

Destra / Right



Tagora (Front)

<i>kW</i>	<i>da:</i>	<i>a:</i>	<i>Cambio</i>	<i>Telaio</i>
	<i>from:</i>	<i>to:</i>	<i>Gearbox</i>	<i>Chassis</i>

A	B	C	D	F	H	Fig	N	O	P	Q	R	S	T	Fig
27		54	83.5	M25x1.5	90.5		27		45	83.5	33	72	34	5

2.1	85	06.80	12.83	-	-
2.3 TD	59	08.81	12.87	-	-
2.6	122	08.81	10.83	-	-

A	B	C	D	F	H	Fig	N	O	P	Q	R	S	T	Fig
27		54	83.5	M25x1.5	90.5		27		45	83.5	33	72	34	5

K12420K  **K22420K**

741

Outer Joint	Driveshaft	Inner Joint
-------------	------------	-------------

TA3056

Note : -

K22420K  **K12420K**

741

Inner Joint	Driveshaft	Outer Joint
-------------	------------	-------------

TA3056



Sinistra / Left

Toyota

Destra / Right



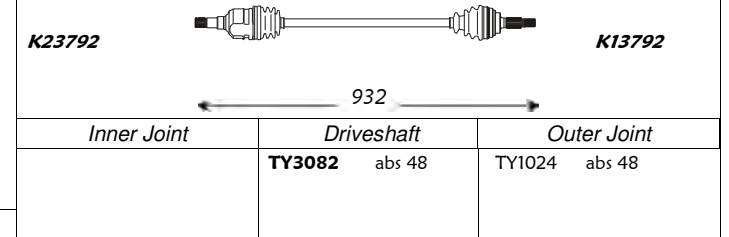
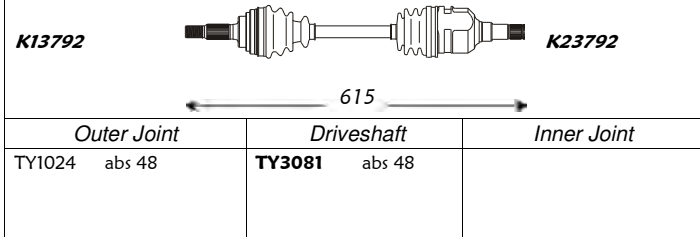
Avensis (Serie T22 - Front)

<i>kW</i>	<i>da:</i>	<i>a:</i>	<i>Cambio</i>	<i>Telaio</i>
	<i>from:</i>	<i>to:</i>	<i>Gearbox</i>	<i>Chassis</i>

A	B	C	D	F	H	Fig	N	O	P	Q	R	S	T	Fig
26	23	56	82	M22x1.5	97	2	23		34	-	-	59.5	-	5

1.6	74/81	09.97	02.03	-	-
1.8	81/95	09.97	02.03	-	-

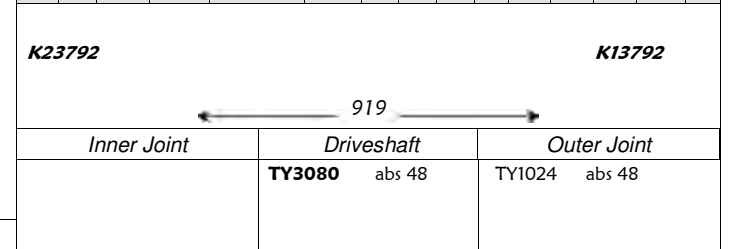

A	B	C	D	F	H	Fig	N	O	P	Q	R	S	T	Fig
26	23	56	82	M22x1.5	97	2	23		34	-	-	59.5	-	5



A	B	C	D	F	H	Fig	N	O	P	Q	R	S	T	Fig
26	23	56	82	M22x1.5	97	2	20		35	-	-	63	-	-

2.0 TD	66	09.97	06.98	-	-
--------	----	-------	-------	---	---

A	B	C	D	F	H	Fig	N	O	P	Q	R	S	T	Fig
26	23	56	82	M22x1.5	97	2	20		35	-	-	369	-	-



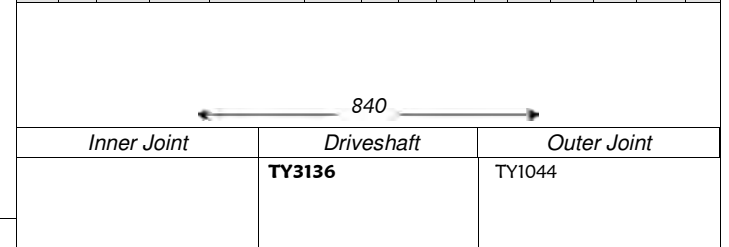
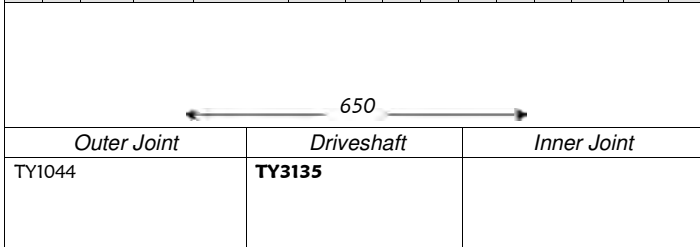
Aygo (Front)

<i>kW</i>	<i>da:</i>	<i>a:</i>	<i>Cambio</i>	<i>Telaio</i>
	<i>from:</i>	<i>to:</i>	<i>Gearbox</i>	<i>Chassis</i>

A	B	C	D	F	H	Fig	N	O	P	Q	R	S	T	Fig
24	19	49.4	70	M22x1.5	-	2	23		34	-	-	60	-	5

1.0	50	07.05	----	-	-
-----	----	-------	------	---	---


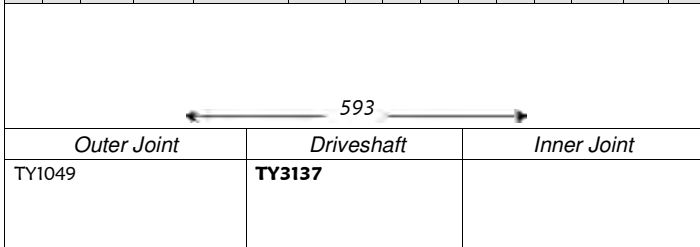
A	B	C	D	F	H	Fig	N	O	P	Q	R	S	T	Fig
24	19	49.4	70	M22x1.5	-	2	23		34	-	-	60	-	5



A	B	C	D	F	H	Fig	N	O	P	Q	R	S	T	Fig
24	20	49.4	73	M22x1.5	-	2	23		34	-	-	60	-	5

1.4 D-4D	40	07.05	----	-	-
----------	----	-------	------	---	---

A	B	C	D	F	H	Fig	N	O	P	Q	R	S	T	Fig
24	20	49.4	73	M22x1.5	-	2	23		34	-	-	60	-	5





Sinistra / Left

Toyota

Destra / Right



Camry (Front)

<i>kW</i>	<i>da:</i>	<i>a:</i>	<i>Cambio</i>	<i>Telaio</i>
	<i>from:</i>	<i>to:</i>	<i>Gearbox</i>	<i>Chassis</i>

A	B	C	D	F	H	Fig	N	O	P	Q	R	S	T	Fig
26	24	56	85	M19x1.5	95	3	-	-	-	-	-	-	-	-

1.8	-	01.83	11.86	-	-
1.8 TD	54	11.85	11.86	-	-
2.0	73	01.84	11.84	-	-
2.0 16V	89/98	05.87	08.91	-	-
2.0 TD	-	11.85	08.91	-	-

A	B	C	D	F	H	Fig	N	O	P	Q	R	S	T	Fig
26	24	56	85	M19x1.5	95	3	-	-	-	-	-	-	-	-

K13792 **K23792**

← 610 →

Outer Joint	Driveshaft	Inner Joint
TY1001	TY3001	

Note : -

K23792 **K13792**


← 610 →

Inner Joint	Driveshaft	Outer Joint
	TY3001	TY1001

A	B	C	D	F	H	Fig	N	O	P	Q	R	S	T	Fig
26	27	56	-	M19x1.5	-	-	-	-	-	-	-	-	-	-

2.0 Gli	94	01.89	02.91	-	-
2.2 Japan	-	09.91	---	-	-


A	B	C	D	F	H	Fig	N	O	P	Q	R	S	T	Fig
26	27	56	-	M19x1.5	-	-	-	-	-	-	-	-	-	-



← 943 →

Outer Joint	Driveshaft	Inner Joint
TY1026 TY1017 abs 48	TY3105 TY3099 abs 48	

Note : Japan Version



← 943 →

Inner Joint	Driveshaft	Outer Joint
	TY3106 TY3100 abs 48	TY1026 TY1017 abs 48

A	B	C	D	F	H	Fig	N	O	P	Q	R	S	T	Fig
26	34	56	-	M22x1.5	95	3	-	-	-	-	-	-	-	-

2.2 USA	100	06.91	08.96	-	-
---------	-----	-------	-------	---	---

A	B	C	D	F	H	Fig	N	O	P	Q	R	S	T	Fig
26	34	56	-	M22x1.5	95	3	-	-	-	-	-	-	-	-

← 515 →

Outer Joint	Driveshaft	Inner Joint
TY1029 abs 48	TY3091	

Note : USA Version

← 515 →

Inner Joint	Driveshaft	Outer Joint
	TY3092	TY1029 abs 48

A	B	C	D	F	H	Fig	N	O	P	Q	R	S	T	Fig
26	27	56	-	M19x1.5	-	-	-	-	-	-	-	-	-	-

2.5 V6 JP	-	01.88	12.91	-	-
-----------	---	-------	-------	---	---

A	B	C	D	F	H	Fig	N	O	P	Q	R	S	T	Fig
26	27	56	-	M19x1.5	-	-	-	-	-	-	-	-	-	-

← 515 →

Outer Joint	Driveshaft	Inner Joint
TY1026 TY1017 abs 48	TY3120 TY3119 abs 48	

Note : Japan Version

← 515 →

Inner Joint	Driveshaft	Outer Joint
	TY3120 TY3119 abs 48	TY1026 TY1017 abs 48



Sinistra / Left

Toyota

Destra / Right



Camry (Front)

kW *da:* *a:* *Cambio* *Telaio*
from: *to:* *Gearbox* *Chassis*

A	B	C	D	F	H	Fig	N	O	P	Q	R	S	T	Fig
30	27	56	-	M22x1.5	-	-	-	-	-	-	-	-	-	-

3.0 V6 JP - 06.91 08.96 - -

A	B	C	D	F	H	Fig	N	O	P	Q	R	S	T	Fig
30	27	56	-	M22x1.5	-	-	-	-	-	-	-	-	-	-



Outer Joint		Driveshaft		Inner Joint	
TY1025	abs 48	TY3103	abs 48		

Note : Japan Version

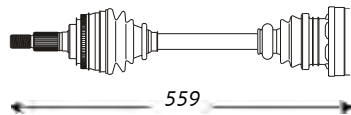


Inner Joint		Driveshaft		Outer Joint	
		TY3104	abs 48	TY1025	abs 48

A	B	C	D	F	H	Fig	N	O	P	Q	R	S	T	Fig
30	34	56	94.4	M22x1.5	96.	3	-	-	-	-	-	-	-	-

3.0 V6 USA 138 06.91 08.96 - -

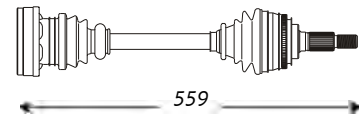
A	B	C	D	F	H	Fig	N	O	P	Q	R	S	T	Fig
30	34	56	94.4	M22x1.5	96.	3	-	-	-	-	-	-	-	-



559

Outer Joint		Driveshaft		Inner Joint	
TY1030	abs 48	TY3093	abs 48		

Note : USA Version



559

Inner Joint		Driveshaft		Outer Joint	
		TY3093	abs 48	TY1030	abs 48

Carina (Front)


kW *da:* *a:* *Cambio* *Telaio*
from: *to:* *Gearbox* *Chassis*

A	B	C	D	F	H	Fig	N	O	P	Q	R	S	T	Fig
26	23	56	82	M19x1.5	95	3	-	-	90	114	-	-	34	5

1.6 66/85 01.84 03.88 - -

A	B	C	D	F	H	Fig	N	O	P	Q	R	S	T	Fig
26	23	56	82	M19x1.5	95	3	-	-	90	114	-	-	34	5

K13786




525

Outer Joint		Driveshaft		Inner Joint	
TY1002	abs 48	TY3052			

Note : -

K13786



495

Inner Joint		Driveshaft		Outer Joint	
		TY3053		TY1002	abs 48

A	B	C	D	F	H	Fig	N	O	P	Q	R	S	T	Fig
26	24	56	85	M19x1.5	95	3	23	-	34	91	30	59.5	38	-

1.6 66/85 04.88 03.92 - -

A	B	C	D	F	H	Fig	N	O	P	Q	R	S	T	Fig
26	24	56	85	M19x1.5	95	3	23	-	34	91	30	59.5	38	5

TK13783




608

Outer Joint		Driveshaft		Inner Joint	
TY1001		TY3054			

Note : -

K21730



923

Inner Joint		Driveshaft		Outer Joint	
		TY3055		TY1001	

K21730

TK13783



Sinistra / Left

Toyota

Destra / Right



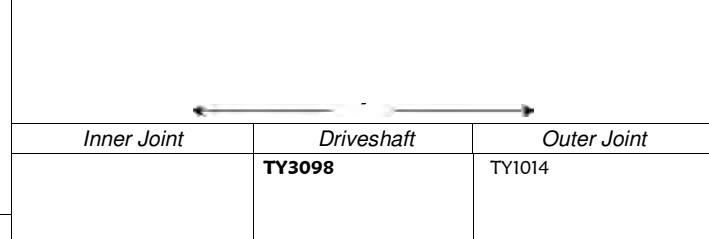
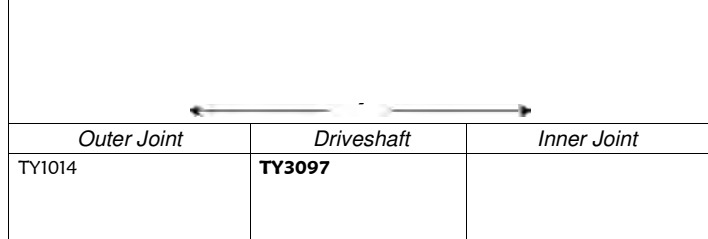
Carina (Front)

kW	da:	a:	Cambio	Telaio
	from:	to:	Gearbox	Chassis

A	B	C	D	F	H	Fig	N	O	P	Q	R	S	T	Fig
26	32	56	-	-	-	-	-	-	-	-	-	-	-	-

1.6 16V	78	10.95	09.97	-	-
1.8	79	01.95	09.97	-	-
2.0	93	03.94	09.97	-	-

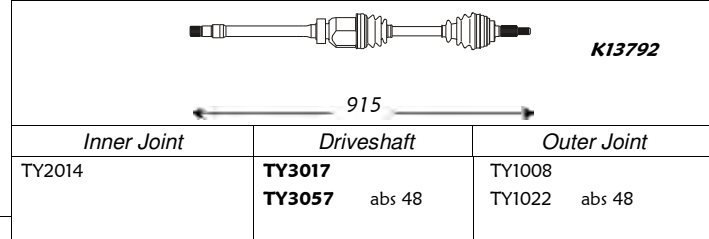
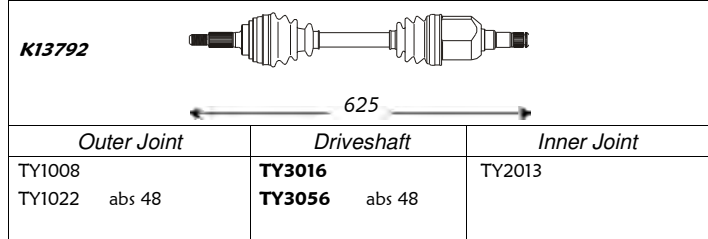
A	B	C	D	F	H	Fig	N	O	P	Q	R	S	T	Fig
26	32	56	-	-	-	-	-	-	-	-	-	-	-	-



A	B	C	D	F	H	Fig	N	O	P	Q	R	S	T	Fig
26	25	56	89.5	M19x1.5	96	3	20	25	35	89.5	32	63	-	-

2.0	89/98	03.88	03.92	-	-
-----	-------	-------	-------	---	---


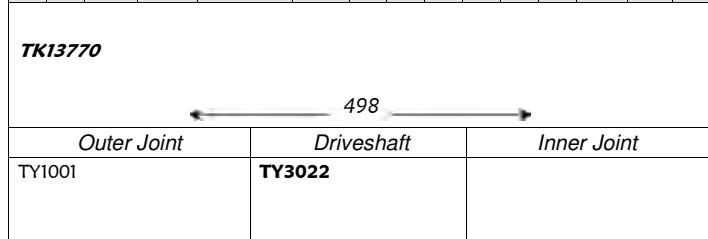
A	B	C	D	F	H	Fig	N	O	P	Q	R	S	T	Fig
26	25	56	89.5	M19x1.5	96	3	20	25	35	85.5	28	328	-	4



A	B	C	D	F	H	Fig	N	O	P	Q	R	S	T	Fig
26	24	56	85	M19x1.5	95	3	-	-	90	106	-	-	30	5

2.0 D	51/54	02.84	03.88	-	-
-------	-------	-------	-------	---	---

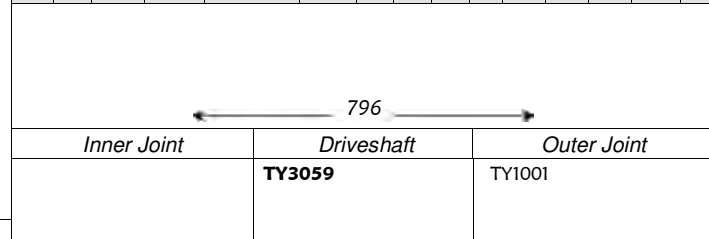
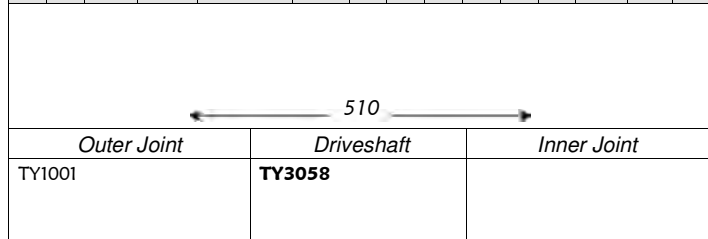
A	B	C	D	F	H	Fig	N	O	P	Q	R	S	T	Fig
26	24	56	85	M19x1.5	95	3	-	-	90	106	-	-	30	5



A	B	C	D	F	H	Fig	N	O	P	Q	R	S	T	Fig
26	24	56	85	M19x1.5	95	3	-	-	90	114	-	-	34	5

2.0 D	51/54	04.88	12.90	-	-
-------	-------	-------	-------	---	---

A	B	C	D	F	H	Fig	N	O	P	Q	R	S	T	Fig
26	24	56	85	M19x1.5	95	3	-	-	90	114	-	-	34	5





Sinistra / Left

Toyota

Destra / Right




Carina E (Serie _T19_ - Front)

A	B	C	D	F	H	Fig	N	O	P	Q	R	S	T	Fig
26	32	56	87,8	M22x1.5	100	3	23		34	92	-	60	37,1	5


kW	da: from:	a: to:	Cambio Gearbox	Telaio Chassis	
1.6	73/85	12.93	09.97	-	-
1.6 16V	78	10.95	09.97	-	-
1.8	79	01.95	09.97	-	-

A	B	C	D	F	H	Fig	N	O	P	Q	R	S	T	Fig
26	32	56	87,8	M22x1.5	100	3	23		34	92	-	60	37,1	5



Outer Joint		Driveshaft	Inner Joint	
TY1050		TY3161		
TY1038	abs 48	TY3123	abs 48	

Note : -



Inner Joint		Driveshaft	Outer Joint	
		TY3162		TY1050
		TY3124	abs 48	TY1038
				abs 48

Celica (Front)

A	B	C	D	F	H	Fig	N	O	P	Q	R	S	T	Fig
26	24	56	85	M19x1.5	95	3	23		34	91	30	59,5	38	-

kW	da: from:	a: to:	Cambio Gearbox	Telaio Chassis	
1.6 i 16V	-	01.86	12.89	-	-

A	B	C	D	F	H	Fig	N	O	P	Q	R	S	T	Fig
26	24	56	85	M19x1.5	95	3	23		34	91	30	59,5	38	5

TK13783

K21730




Outer Joint		Driveshaft	Inner Joint	
TY1001		TY3054		

Note : -

K21730

TK13783





Inner Joint		Driveshaft	Outer Joint	
		TY3055		TY1001

A	B	C	D	F	H	Fig	N	O	P	Q	R	S	T	Fig
26	25	56	89,5	M19x1.5	96	3	20	25	35	89,5	32	63	-	-

kW	da: from:	a: to:	Cambio Gearbox	Telaio Chassis	
2.0 i 16V	115/129	01.86	11.89	-	-

A	B	C	D	F	H	Fig	N	O	P	Q	R	S	T	Fig
26	25	56	89,5	M19x1.5	96	3	20	25	35	85,5	28	328	-	4

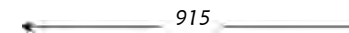
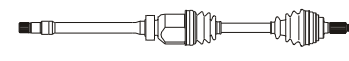
K13792



Outer Joint		Driveshaft	Inner Joint	
TY1008		TY3016		TY2013
TY1022	abs 48	TY3056	abs 48	

Note : -

K13792




Inner Joint		Driveshaft	Outer Joint	
TY2014		TY3017		TY1008
		TY3057	abs 48	TY1022
				abs 48

A	B	C	D	F	H	Fig	N	O	P	Q	R	S	T	Fig
26	24	56	85	M19x1.5	95	3	20		35	84,7	31	63,5	38	-


kW	da: from:	a: to:	Cambio Gearbox	Telaio Chassis	
2.0 i 16V	115/129	01.90	01.91	-	-

A	B	C	D	F	H	Fig	N	O	P	Q	R	S	T	Fig
26	24	56	85	M19x1.5	95	3	20		35	84,7	27	330	38	5



Outer Joint		Driveshaft	Inner Joint	
TY1001		TY3004		

Note : -



Inner Joint		Driveshaft	Outer Joint	
		TY3005		TY1001



Sinistra / Left

Toyota

Destra / Right



Celica (Front)

<i>kW</i>	<i>da:</i>	<i>a:</i>	<i>Cambio</i>	<i>Telaio</i>
	<i>from:</i>	<i>to:</i>	<i>Gearbox</i>	<i>Chassis</i>

A	B	C	D	F	H	Fig	N	O	P	Q	R	S	T	Fig
26	27	56	-	M19x1.5	-	-	-	-	-	-	-	-	-	-

2.0 i 16V	115/129	02.91	03.94	-	-
-----------	---------	-------	-------	---	---

A	B	C	D	F	H	Fig	N	O	P	Q	R	S	T	Fig
26	27	56	-	M19x1.5	-	-	-	-	-	-	-	-	-	-

510

Outer Joint	Driveshaft	Inner Joint
TY1012	TY3095	

Note : -

-

Inner Joint	Driveshaft	Outer Joint
	TY3096	TY1012

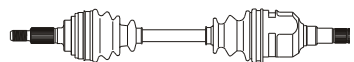
Corolla (Serie _E10_ - Front)

<i>kW</i>	<i>da:</i>	<i>a:</i>	<i>Cambio</i>	<i>Telaio</i>
	<i>from:</i>	<i>to:</i>	<i>Gearbox</i>	<i>Chassis</i>

A	B	C	D	F	H	Fig	N	O	P	Q	R	S	T	Fig
26	23	56	82	M19x1.5	95	3	23		34	-	-	60	-	5

1.4	63	04.97	02.00	-	-
1.6	-	11.87	08.92	-	-
1.6 Si	84	09.95	04.97	-	-


A	B	C	D	F	H	Fig	N	O	P	Q	R	S	T	Fig
26	23	56	82	M19x1.5	95	3	23		34	-	-	60	-	5



607

Outer Joint	Driveshaft	Inner Joint
TY1048 TY1002 abs 48	TY3087 TY3153 abs 48	

Note : -



923

Inner Joint	Driveshaft	Outer Joint
	TY3088 TY3154 abs 48	TY1048 TY1002 abs 48

Corolla (Serie _E11_ - Front)

<i>kW</i>	<i>da:</i>	<i>a:</i>	<i>Cambio</i>	<i>Telaio</i>
	<i>from:</i>	<i>to:</i>	<i>Gearbox</i>	<i>Chassis</i>

A	B	C	D	F	H	Fig	N	O	P	Q	R	S	T	Fig
26	23	56	82	M19x1.5	95	3	23		34	-	-	60	-	5

1.4	63	04.97	02.00	-	-
1.6	-	11.87	08.92	-	-
1.6 Si	84	09.95	04.97	-	-

A	B	C	D	F	H	Fig	N	O	P	Q	R	S	T	Fig
26	23	56	82	M19x1.5	95	3	23		34	-	-	60	-	5



607

Outer Joint	Driveshaft	Inner Joint
TY1048 TY1002 abs 48	TY3087 TY3153 abs 48	

Note : -



923

Inner Joint	Driveshaft	Outer Joint
	TY3088 TY3154 abs 48	TY1048 TY1002 abs 48



Sinistra / Left

Toyota

Destra / Right

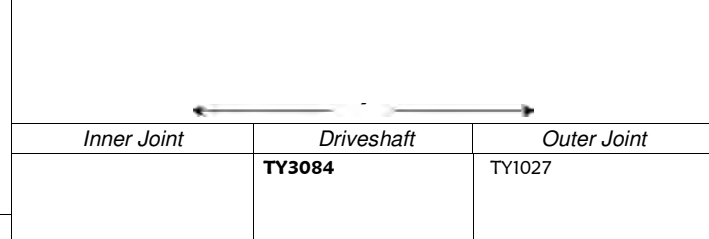
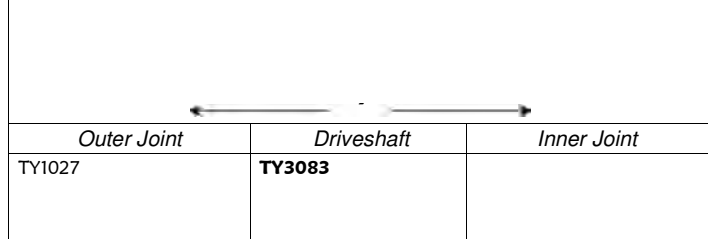


Corolla (Serie AE100 - Front)

A	B	C	D	F	H	Fig	N	O	P	Q	R	S	T	Fig
26	23	56	82	M22x1.5	84	3	-	-	-	-	-	-	-	-

kW	da: from:	a: to:	Cambio Gearbox	Telaio Chassis
-	09.92	--	-	-
-	09.92	--	-	-

A	B	C	D	F	H	Fig	N	O	P	Q	R	S	T	Fig
26	23	56	82	M22x1.5	84	3	-	-	-	-	-	-	-	-



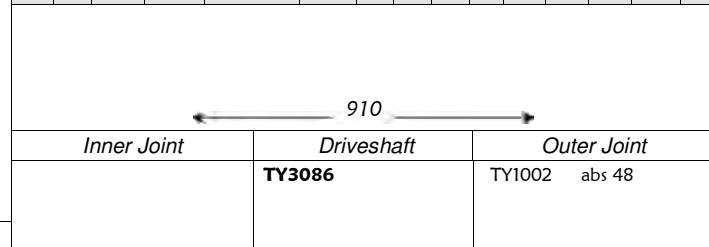
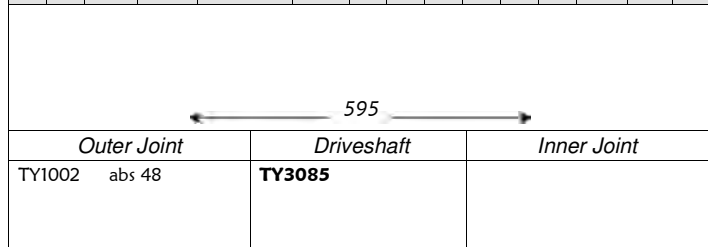
Note: -

Corolla (Serie AE80 - Front)

A	B	C	D	F	H	Fig	N	O	P	Q	R	S	T	Fig
26	23	56	82	M19x1.5	95	3	-	-	-	-	-	-	-	-

kW	da: from:	a: to:	Cambio Gearbox	Telaio Chassis
-	07.83	09.91	-	-

A	B	C	D	F	H	Fig	N	O	P	Q	R	S	T	Fig
26	23	56	82	M19x1.5	95	3	-	-	-	-	-	-	-	-




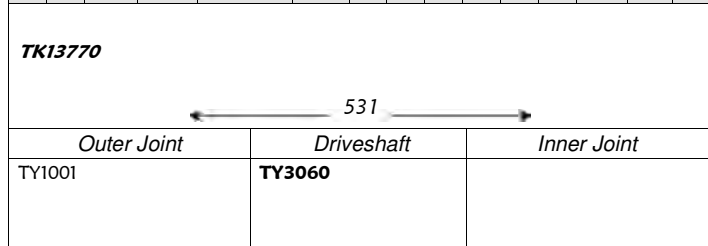
Note: -

Corolla (Serie AE82 - Front)

A	B	C	D	F	H	Fig	N	O	P	Q	R	S	T	Fig
26	24	56	85	M19x1.5	95	3	-	-	90	114	-	-	34	5

kW	da: from:	a: to:	Cambio Gearbox	Telaio Chassis
-	07.83	10.87	-	-
92	01.84	10.87	-	-

A	B	C	D	F	H	Fig	N	O	P	Q	R	S	T	Fig
26	24	56	85	M19x1.5	95	3	-	-	90	114	-	-	34	5



Note: -



Sinistra / Left

Toyota

Destra / Right



Corolla (Serie AE82 - Front)

													kW	da:	a:	Cambio	Telaio																			
													from:	to:	Gearbox	Chassis																				
A	B	C	D	F	H	Fig	N	O	P	Q	R	S	T	Fig							A	B	C	D	F	H	Fig	N	O	P	Q	R	S	T	Fig	
26	24	56	85	M19x1.5	95	3	-		90	106	-	-	30	5	1.6 i 16V	85	07.83	10.87	-	-		26	24	56	85	M19x1.5	95	3	-		90	106	-	-	30	5
															1.8 D	47	07.83	10.87	-	-																
TK13770															TK13770																					
← 498 →															← 773 →																					
Outer Joint					Driveshaft					Inner Joint			Inner Joint					Driveshaft					Outer Joint													
TY1001					TY3022													TY3023					TY1001													
Note : -																																				

Corolla (Serie AE86 - Front)

													kW	da:	a:	Cambio	Telaio																			
													from:	to:	Gearbox	Chassis																				
A	B	C	D	F	H	Fig	N	O	P	Q	R	S	T	Fig							A	B	C	D	F	H	Fig	N	O	P	Q	R	S	T	Fig	
26	24	56	85	M19x1.5	95	3	-		90	114	-	-	34	5	1.6	-	07.83	10.87	-	-		26	24	56	85	M19x1.5	95	3	-		90	114	-	-	34	5
															1.6 i 16V	92	01.84	10.87	-	-																
TK13770															TK13770																					
← 531 →															← 777 →																					
Outer Joint					Driveshaft					Inner Joint			Inner Joint					Driveshaft					Outer Joint													
TY1001					TY3060													TY3061					TY1001													
Note : -																																				

Corolla (Serie AE92 - Front)

													kW	da:	a:	Cambio	Telaio																			
													from:	to:	Gearbox	Chassis																				
A	B	C	D	F	H	Fig	N	O	P	Q	R	S	T	Fig							A	B	C	D	F	H	Fig	N	O	P	Q	R	S	T	Fig	
26	23	56	82	M19x1.5	95	3	23		34	-	-	60	-	5	1.4	63	04.97	02.00	-	-		26	23	56	82	M19x1.5	95	3	23		34	-	-	60	-	5
															1.6	-	11.87	08.92	-	-																
															1.6 Si	84	09.95	04.97	-	-																
← 607 →															← 923 →																					
Outer Joint					Driveshaft					Inner Joint			Inner Joint					Driveshaft					Outer Joint													
TY1048					TY3087													TY3088					TY1048													
TY1002 abs 48					TY3153 abs 48													TY3154 abs 48					TY1002 abs 48													
Note : -																																				



Sinistra / Left

Toyota

Destra / Right



Corolla (Serie AE92 - Front)

A	B	C	D	F	H	Fig	N	O	P	Q	R	S	T	Fig
26	23	56	82	M19x1.5	95	3	23		34	84.7	30	59.5	38	-

kW	da:	a:	Cambio	Telaio
	from:	to:	Gearbox	Chassis
1.3 Aut.	53/55	11.87	08.92	- -
1.6 Aut.	-	11.87	08.92	- -

A	B	C	D	F	H	Fig	N	O	P	Q	R	S	T	Fig
26	23	56	82	M19x1.5	95	3	23		34	84.7	30	59.5	38	-

K13787

596

Outer Joint	Driveshaft	Inner Joint
TY1002 abs 48	TY3064	

Note : -

K13787

910

Inner Joint	Driveshaft	Outer Joint
	TY3065	TY1002 abs 48

Corolla (Serie CE100 - Front)

A	B	C	D	F	H	Fig	N	O	P	Q	R	S	T	Fig
26	24	56	83	M22x1.5	95	3	-		-	-	-	-	-	-

kW	da:	a:	Cambio	Telaio
	from:	to:	Gearbox	Chassis
2.0 D	51/54	06.93	--	- -

A	B	C	D	F	H	Fig	N	O	P	Q	R	S	T	Fig
26	24	56	83	M22x1.5	95	3	20		35	85	31	63	38	-

-

Outer Joint	Driveshaft	Inner Joint
TY1010	TY3028	

Note : -

916

Inner Joint	Driveshaft	Outer Joint
	TY3029	TY1010

Corolla (Serie CE70/80 - Front)

A	B	C	D	F	H	Fig	N	O	P	Q	R	S	T	Fig
26	24	56	85	M19x1.5	95	3	-		90	106	-	-	30	5

kW	da:	a:	Cambio	Telaio
	from:	to:	Gearbox	Chassis
1.6 i 16V	85	07.83	10.87	- -
1.8 D	47	07.83	10.87	- -

A	B	C	D	F	H	Fig	N	O	P	Q	R	S	T	Fig
26	24	56	85	M19x1.5	95	3	-		90	106	-	-	30	5

TK13770

498

Outer Joint	Driveshaft	Inner Joint
TY1001	TY3022	

Note : -

TK13770

773

Inner Joint	Driveshaft	Outer Joint
	TY3023	TY1001



Sinistra / Left

Toyota

Destra / Right



Corolla (Serie CE90 - Front)

kW *da:* *a:* *Cambio* *Telaio*
from: *to:* *Gearbox* *Chassis*

A	B	C	D	F	H	Fig	N	O	P	Q	R	S	T	Fig
26	24	56	85	M19x1.5	95	3	-	-	-	106	-	-	30	5

1.8 D 43/49 11.87 --:-- - -

A	B	C	D	F	H	Fig	N	O	P	Q	R	S	T	Fig
26	24	56	85	M19x1.5	95	3	-	-	-	106	-	-	30	5

TK13770




Outer Joint Driveshaft Inner Joint

TY1001 **TY3062**

Note : -

TK13770



Inner Joint Driveshaft Outer Joint

TY1001 **TY3063** TY1001

Corolla (Serie EE101 - Front)

kW *da:* *a:* *Cambio* *Telaio*
from: *to:* *Gearbox* *Chassis*

A	B	C	D	F	H	Fig	N	O	P	Q	R	S	T	Fig
26	23	56	82	M22x1.5	84	3	-	-	-	-	-	-	-	-

1.5 Aut. - 09.92 --:-- - -
 1.6 Aut. - 09.92 --:-- - -

A	B	C	D	F	H	Fig	N	O	P	Q	R	S	T	Fig
26	23	56	82	M22x1.5	84	3	-	-	-	-	-	-	-	-



Outer Joint Driveshaft Inner Joint

TY1027 **TY3083**

Note : -



Inner Joint Driveshaft Outer Joint

TY1027 **TY3084** TY1027

Corolla (Serie EE80 - Front)

kW *da:* *a:* *Cambio* *Telaio*
from: *to:* *Gearbox* *Chassis*


A	B	C	D	F	H	Fig	N	O	P	Q	R	S	T	Fig
26	23	56	82	M19x1.5	95	3	23	-	34	80.5	-	60	29.9	5

1.3 55 07.83 09.91 - -

A	B	C	D	F	H	Fig	N	O	P	Q	R	S	T	Fig
26	23	56	82	M19x1.5	95	3	-	-	-	-	-	-	-	-

K13787

K23787




Outer Joint Driveshaft Inner Joint

TY1002 abs 48 **TY3020**

Note : -

K23787

K13787



Inner Joint Driveshaft Outer Joint

TY1002 abs 48 **TY3021** TY1002 abs 48



Sinistra / Left

Toyota

Destra / Right

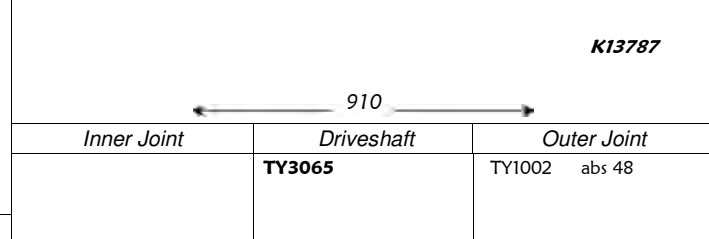
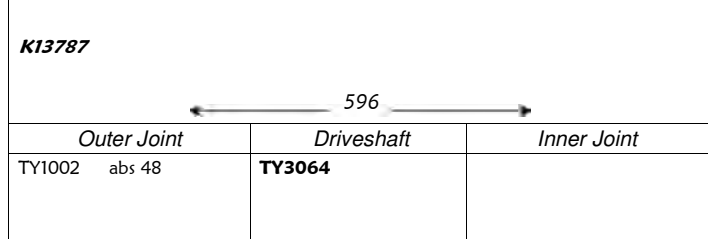


Corolla (Serie EE90 - Front)

A	B	C	D	F	H	Fig	N	O	P	Q	R	S	T	Fig
26	23	56	82	M19x1.5	95	3	23		34	84.7	30	59.5	38	-

kW	da:	a:	Cambio	Telaio
	from:	to:	Gearbox	Chassis
1.3 Aut.	53/55	11.87	08.92	- -
1.6 Aut.	-	11.87	08.92	- -

A	B	C	D	F	H	Fig	N	O	P	Q	R	S	T	Fig
26	23	56	82	M19x1.5	95	3	23		34	84.7	30	59.5	38	-


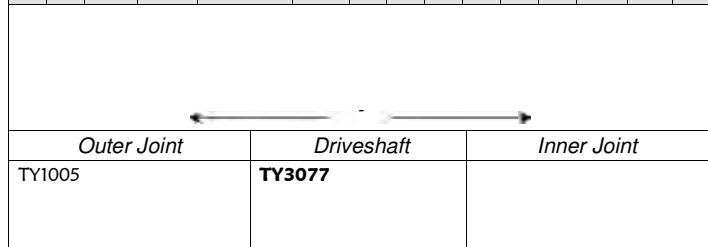


Hilux (Front)

A	B	C	D	F	H	Fig	N	O	P	Q	R	S	T	Fig
30	27	61.8	92.4	-	-	3	-		-	-	-	-	-	-

kW	da:	a:	Cambio	Telaio
	from:	to:	Gearbox	Chassis
2.0	65	01.84	12.86	- -
2.0	100/105	01.88	--	- -
2.4 D	106	10.88	--	- -
2.4 D	61	05.90	--	- -
2.4 D	59	01.92	--	- -

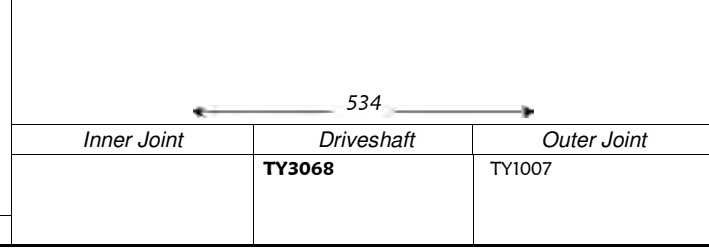
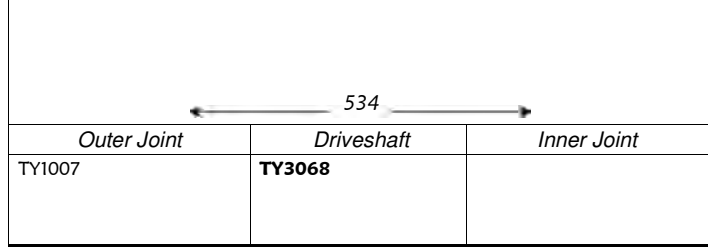
A	B	C	D	F	H	Fig	N	O	P	Q	R	S	T	Fig
30	27	61.8	92.4	-	-	3	-		-	-	-	-	-	-



A	B	C	D	F	H	Fig	N	O	P	Q	R	S	T	Fig
26	27	60	94	M8x1.25	162	3	-		102	153	-	-	48	-

2.4 D	53/61	01.85	04.90	- -
2.4 D 4X4	53/61	01.85	04.90	- -

A	B	C	D	F	H	Fig	N	O	P	Q	R	S	T	Fig
26	27	60	94	M8x1.25	162	3	-		102	153	-	-	48	-





Sinistra / Left

Toyota

Destra / Right

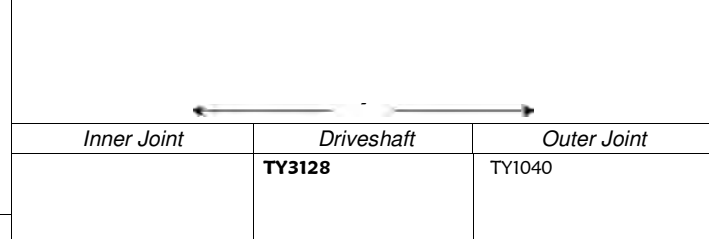
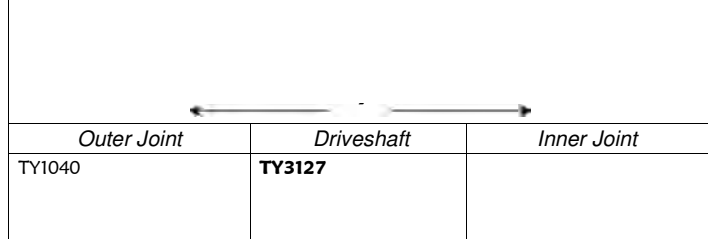


Land Cruiser (Front)

A	B	C	D	F	H	Fig	N	O	P	Q	R	S	T	Fig
							-		-	-	-	-	-	-

	kW	da: from:	a: to:	Cambio Gearbox	Telaio Chassis
2.4 D	-	01.85	12.94	-	-
2.4 TD	-	01.88	12.95	-	-

A	B	C	D	F	H	Fig	N	O	P	Q	R	S	T	Fig
							-		-	-	-	-	-	-

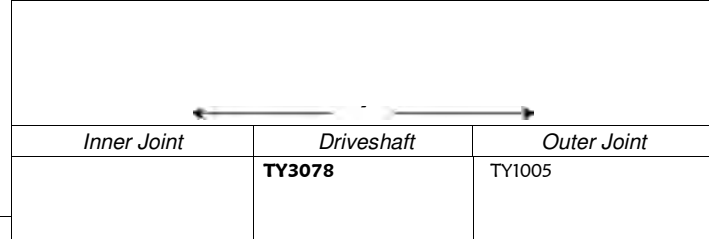
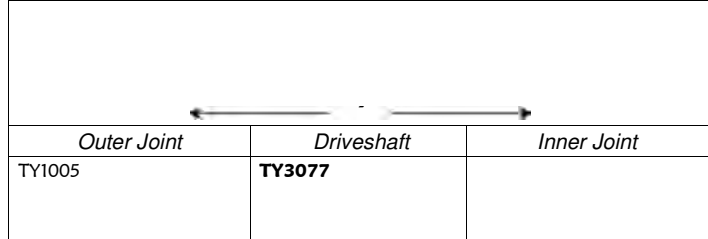


Note : -

A	B	C	D	F	H	Fig	N	O	P	Q	R	S	T	Fig
30	27	61.8	92.4	-	-	3	-		-	-	-	-	-	-

	kW	da: from:	a: to:	Cambio Gearbox	Telaio Chassis
3.0 TD	92	05.93	05.96	-	-
4.0 D	77	10.81	01.88	-	-
4.0 D	74	01.82	12.85	-	-
4.0 D	76	01.85	12.87	-	-
4.0 TD	100	10.85	12.89	-	-
4.2	88	10.81	01.88	-	-
4.2	88	01.84	12.86	-	-

A	B	C	D	F	H	Fig	N	O	P	Q	R	S	T	Fig
30	27	61.8	92.4	-	-	3	-		-	-	-	-	-	-



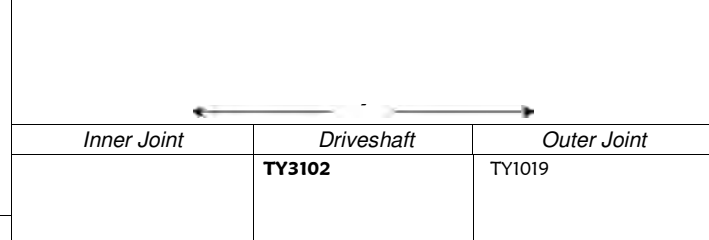

Note : -

Land Cruiser (Serie HDJ80 - Front)

A	B	C	D	F	H	Fig	N	O	P	Q	R	S	T	Fig
30	24	59	109	M8x1.25	168	3	-		-	-	-	-	-	-

	kW	da: from:	a: to:	Cambio Gearbox	Telaio Chassis
4.2 TD	123	01.90	12.97	-	-

A	B	C	D	F	H	Fig	N	O	P	Q	R	S	T	Fig
30	24	59	109	M8x1.25	168	3	-		-	-	-	-	-	-



Note : -



Sinistra / Left

Toyota

Destra / Right




Starlet (Front)

A	B	C	D	F	H	Fig	N	O	P	Q	R	S	T	Fig
23	21	56	77	M21x1.5	-	-	-	-	-	-	-	-	-	-

kW	da:	a:	Cambio	Telaio
	from:	to:	Gearbox	Chassis
1.0	40	12.89	12.92	- -

A	B	C	D	F	H	Fig	N	O	P	Q	R	S	T	Fig
23	21	56	77	M21x1.5	-	-	-	-	-	-	-	-	-	-




Note: -

A	B	C	D	F	H	Fig	N	O	P	Q	R	S	T	Fig
23	21	56	84	M22x1.5	88	3	-	-	-	-	-	-	-	-

kW	da:	a:	Cambio	Telaio
	from:	to:	Gearbox	Chassis
1.3	58	06.90	12.91	- -

A	B	C	D	F	H	Fig	N	O	P	Q	R	S	T	Fig
23	21	56	84	M22x1.5	88	3	-	-	-	-	-	-	-	-





Note: -

Starlet (MT/AT) (Front)

A	B	C	D	F	H	Fig	N	O	P	Q	R	S	T	Fig
23	23	56	80	M19x1.5	88	3	23	-	34	79	28	60	30	5

kW	da:	a:	Cambio	Telaio
	from:	to:	Gearbox	Chassis
1.0	40	03.85	12.90	- -
1.3	55	03.85	12.90	- -
1.5 D	40	04.87	03.90	- -

A	B	C	D	F	H	Fig	N	O	P	Q	R	S	T	Fig
23	23	56	80	M19x1.5	88	3	23	-	34	79	29	60	30	5



Note: -



Sinistra / Left

Toyota

Destra / Right



Tercel (Front)

														kW	da:	a:	Cambio	Telaio																	
														from:	to:	Gearbox	Chassis																		
A	B	C	D	F	H	Fig	N	O	P	Q	R	S	T	Fig	1.3	48	01.78	07.82	-	-	A	B	C	D	F	H	Fig	N	O	P	Q	R	S	T	Fig
23		51	84	M19x1.5	101		20		32	73.7	28	59.5	30	5	1.5 4X4	50	01.78	07.82	-	-	23		51	84	M19x1.5	101		20		32	73.7	28	59.5	30	5
K13700														K13700																					
← 757 →														← 661 →																					
Outer Joint				Driveshaft					Inner Joint					Inner Joint				Driveshaft					Outer Joint												
				TY3042														TY3043																	
Note : -														Note : -																					

Yaris I (Serie_CP10 - Front)

														kW	da:	a:	Cambio	Telaio																	
														from:	to:	Gearbox	Chassis																		
A	B	C	D	F	H	Fig	N	O	P	Q	R	S	T	Fig	1.0 VVT-i	48/50	04.99	--	-	-	A	B	C	D	F	H	Fig	N	O	P	Q	R	S	T	Fig
24	26	58	77	M22x1.5	-	3	23		38	-	-	59	-	5	1.0 VVT-i	48/50	04.99	--	-	-	24	26	58	77	M22x1.5	-	3	23		38	-	-	59	-	5
← 652 →														← 868 →																					
Outer Joint				Driveshaft					Inner Joint					Inner Joint				Driveshaft					Outer Joint												
TY1023 TY1032 abs 48				TY3071 TY3111 abs 48														TY3072 TY3112 abs 48					TY1023 TY1032 abs 48												
Note : Japan Prod.														Note : Japan Prod.																					
24	28	56	80	M22x1.5	90	1	23		38	-	-	59	-	5	1.0 VVT-i	48/50	04.99	--	-	-	24	28	56	80	M22x1.5	90	1	23		38	-	-	59	-	5
← 651 →														← 866 →																					
Outer Joint				Driveshaft					Inner Joint					Inner Joint				Driveshaft					Outer Joint												
TY1035 TY1036 abs 48				TY3115 TY3117 abs 48														TY3116 TY3118 abs 48					TY1035 TY1036 abs 48												
Note : France Prod.														Note : France Prod.																					



Sinistra / Left

Toyota

Destra / Right



Yaris I (Serie_CP10 - Front)

<i>kW</i>	<i>da:</i>	<i>a:</i>	<i>Cambio</i>	<i>Telaio</i>
	<i>from:</i>	<i>to:</i>	<i>Gearbox</i>	<i>Chassis</i>

A	B	C	D	F	H	Fig	N	O	P	Q	R	S	T	Fig
24	22	56	76	M22x1.5	90	3	23		34	-	-	60	-	5

1.3 VVT-i	63/64	11.99	---	-	-
-----------	-------	-------	-----	---	---

A	B	C	D	F	H	Fig	N	O	P	Q	R	S	T	Fig
24	22	56	76	M22x1.5	90	3	23		34	-	-	60	-	5

635

876

Outer Joint		Driveshaft		Inner Joint	
TY1033		TY3139			
TY1034	abs 48	TY3141	abs 48		

Inner Joint		Driveshaft		Outer Joint	
		TY3140		TY1033	
		TY3142	abs 48	TY1034	abs 48

Note : -

A	B	C	D	F	H	Fig	N	O	P	Q	R	S	T	Fig
24	23	57	83.3	M22x1.5	90	3	23		34	-	-	59	-	5

1.4 D-4D	55	12.01	----	-	-
1.5 VVT-i	77/78	04.01	----	-	-

A	B	C	D	F	H	Fig	N	O	P	Q	R	S	T	Fig
24	23	57	83.3	M22x1.5	90	3	23		34	-	-	59	-	5

638

878

Outer Joint		Driveshaft		Inner Joint	
TY1031		TY3109			
TY1039	abs 48	TY3125	abs 48		

Inner Joint		Driveshaft		Outer Joint	
		TY3110		TY1031	
		TY3126	abs 48	TY1039	abs 48

Note : -

Yaris II (Front)

<i>kW</i>	<i>da:</i>	<i>a:</i>	<i>Cambio</i>	<i>Telaio</i>
	<i>from:</i>	<i>to:</i>	<i>Gearbox</i>	<i>Chassis</i>

A	B	C	D	F	H	Fig	N	O	P	Q	R	S	T	Fig
26	20	55	73.2	M22x1.5	-	3	23		34	-	-	60	-	5

1.0 VVT-i	51	01.06	----	-	-
1.3 VVT-i	64	01.06	----	-	-

A	B	C	D	F	H	Fig	N	O	P	Q	R	S	T	Fig
26	20	55	73.2	M22x1.5	-	3	23		34	-	-	60	-	5

669

884

Outer Joint		Driveshaft		Inner Joint	
TY1042		TY3131			

Inner Joint		Driveshaft		Outer Joint	
		TY3132		TY1042	

Note : -

A	B	C	D	F	H	Fig	N	O	P	Q	R	S	T	Fig
26	24	55	86	M22x1.5	-	3	20		35	-	-	63	-	5

1.4 D-4D	66	01.06	----	-	-
----------	----	-------	------	---	---

A	B	C	D	F	H	Fig	N	O	P	Q	R	S	T	Fig
26	24	55	86	M22x1.5	-	3	20		35	-	-	63	-	5

655

895

Outer Joint		Driveshaft		Inner Joint	
TY1043		TY3133			

Inner Joint		Driveshaft		Outer Joint	
		TY3134		TY1043	

Note : -



Sinistra / Left

Toyota

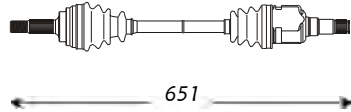
Destra / Right



Yaris Verso (Serie NC/LP2_ - Front)

kW	da:	a:	Cambio	Telaio
	from:	to:	Gearbox	Chassis

A	B	C	D	F	H	Fig	N	O	P	Q	R	S	T	Fig
24	28	56	80	M22x1.5	90	1	23		38	-	-	59	-	5



651


Outer Joint		Driveshaft	Inner Joint
TY1035		TY3115	
TY1036	abs 48	TY3117	abs 48

1.3 VVT-i

62/63 11.99 --- - -

Note : -

A	B	C	D	F	H	Fig	N	O	P	Q	R	S	T	Fig
24	23	57	83.3	M22x1.5	90	3	23		34	-	-	59	-	5



638

Outer Joint		Driveshaft	Inner Joint
TY1031		TY3109	
TY1039	abs 48	TY3125	abs 48

1.4 D-4D

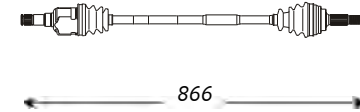
55 12.01 --- - -

1.5 VVT-i

77/78 03.00 --- - -

Note : -


A	B	C	D	F	H	Fig	N	O	P	Q	R	S	T	Fig
24	28	56	80	M22x1.5	90	1	23		38	-	-	59	-	5



866

Inner Joint		Driveshaft	Outer Joint
		TY3116	TY1035
		TY3118	TY1036
		abs 48	abs 48

A	B	C	D	F	H	Fig	N	O	P	Q	R	S	T	Fig
24	23	57	83.3	M22x1.5	90	3	23		34	-	-	59	-	5



878

Inner Joint		Driveshaft	Outer Joint
		TY3110	TY1031
		TY3126	TY1039
		abs 48	abs 48



Sinistra / Left

Triumph

Destra / Right



1300 (Front)

													kW	da:	a:	Cambio	Telaio																				
													from:	to:	Gearbox	Chassis																					
A	B	C	D	F	H	Fig	N	O	P	Q	R	S	T	Fig							A	B	C	D	F	H	Fig	N	O	P	Q	R	S	T	Fig		
23	19	51	-	-	-	-	-	-	-	-	-	-	-	-	1.3	62	01.65	12.70	-	-	-	23	19	51	-	-	-	-	-	-	-	-	-	-	-	-	-
Outer Joint				Driveshaft				Inner Joint					Inner Joint				Driveshaft				Outer Joint																
TH1003				TH3005													TH3006				TH1003																
Note : -																																					

1500 (Front)

													kW	da:	a:	Cambio	Telaio																				
													from:	to:	Gearbox	Chassis																					
A	B	C	D	F	H	Fig	N	O	P	Q	R	S	T	Fig							A	B	C	D	F	H	Fig	N	O	P	Q	R	S	T	Fig		
23	23	51	-	-	-	3	-	-	-	-	-	-	-	-	1.5	42/49	10.70	12.74	-	-	-	23	23	51	-	-	-	3	-	-	-	-	-	-	-	-	-
Outer Joint				Driveshaft				Inner Joint					Inner Joint				Driveshaft				Outer Joint																
TH1004				TH3007													TH3008				TH1004																
Note : -																																					

Acclaim (Front)

													kW	da:	a:	Cambio	Telaio																					
													from:	to:	Gearbox	Chassis																						
A	B	C	D	F	H	Fig	N	O	P	Q	R	S	T	Fig							A	B	C	D	F	H	Fig	N	O	P	Q	R	S	T	Fig			
23	22	44	-	-	-	-	-	-	-	-	-	-	-	-	1.3 (B 22)	51	01.81	12.85	-	-	-	23	22	44	-	-	-	-	-	-	-	-	-	-	-	-	-	-
Outer Joint				Driveshaft				Inner Joint					Inner Joint				Driveshaft				Outer Joint																	
TH1001				TH3001													TH3002				TH1001																	
Note : B: 22																																						



Sinistra / Left

Triumph

Destra / Right



Acclaim (Front)

kW *da:* *a:* *Cambio* *Telaio*
from: *to:* *Gearbox* *Chassis*

A	B	C	D	F	H	Fig	N	O	P	Q	R	S	T	Fig	1.3 (B 30)	51	01.81	12.85	-	-	A	B	C	D	F	H	Fig	N	O	P	Q	R	S	T	Fig	
-	-	-	-	-	-	-	-	-	-	-	-	-	-	-	-	-	-	-	-	-	-	-	-	-	-	-	-	-	-	-	-	-	-	-	-	-
<i>Outer Joint</i>			<i>Driveshaft</i>			<i>Inner Joint</i>			<i>Inner Joint</i>			<i>Driveshaft</i>			<i>Outer Joint</i>			<i>Inner Joint</i>			<i>Driveshaft</i>			<i>Outer Joint</i>												
			TH3003									TH3004																								
															Note : B: 30																					



Sinistra / Left

Vauxhall

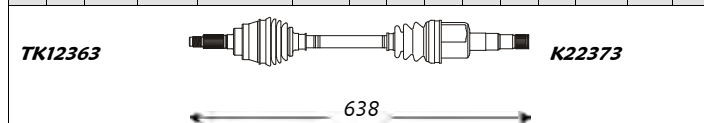
Destra / Right



Agila (Front)

A	B	C	D	F	H	Fig	N	O	P	Q	R	S	T	Fig
23	20	48	72.5	M18x1.5	78	2	22		35	-	-	47	-	-


1.0 12V kW 43 da: 09.00 a: --- Cambio - Telaio - Chassis -



Outer Joint	Driveshaft	Inner Joint
VX1068 VX1069 abs 43	VX3220 VX3222 abs 43	

Note : -

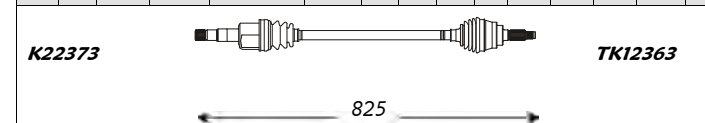
A	B	C	D	F	H	Fig	N	O	P	Q	R	S	T	Fig
23	20	48	72.5	M18x1.5	78	2	22		35	-	-	47	-	-



Outer Joint	Driveshaft	Inner Joint
VX1068 VX1069 abs 43	VX3224 VX3226 abs 43	

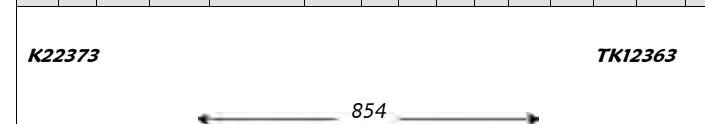
Note : -

A	B	C	D	F	H	Fig	N	O	P	Q	R	S	T	Fig
23	20	48	72.5	M18x1.5	78	2	22		30	-	-	54	-	-



Inner Joint	Driveshaft	Outer Joint
	VX3221 VX3223 abs 43	VX1068 VX1069 abs 43

A	B	C	D	F	H	Fig	N	O	P	Q	R	S	T	Fig
23	20	48	72.5	M18x1.5	78	2	22		30	-	-	54	-	-

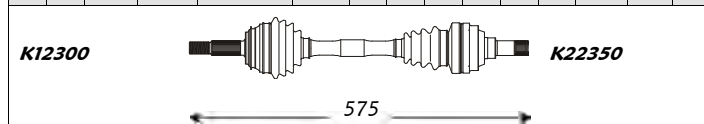


Inner Joint	Driveshaft	Outer Joint
	VX3225 VX3227 abs 43	VX1068 VX1069 abs 43

Astra Mk II (Front)

A	B	C	D	F	H	Fig	N	O	P	Q	R	S	T	Fig
22	22	52	80	M20x1	94	1	22	22	35	85	23	58	-	-

1.2 kW 40 da: 09.84 a: 02.93 Cambio F13 Telaio - Chassis -



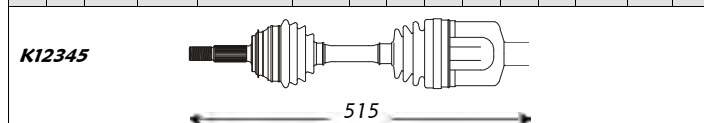
Outer Joint	Driveshaft	Inner Joint
VX1003 VX1019 abs 29	VX3012 VX3047 abs 29	VX2001

Note : -

A	B	C	D	F	H	Fig	N	O	P	Q	R	S	T	Fig
22	22	52	80	M20x1	94	1	34		-	90.3	42	-	34	5

1.3 Aut. kW 39/44 da: 09.84 a: 02.93 Cambio - Telaio - Chassis -

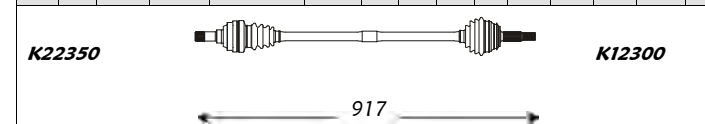
1.6 Aut. kW 55/60 da: 08.84 a: 12.91 Cambio - Telaio - Chassis -



Outer Joint	Driveshaft	Inner Joint
VX1003	VX3157	

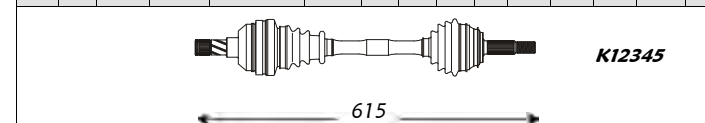
Note : -

A	B	C	D	F	H	Fig	N	O	P	Q	R	S	T	Fig
22	22	52	80	M20x1	94	1	22	22	35	85	23	58	-	-



Inner Joint	Driveshaft	Outer Joint
VX2001	VX3013 VX3048 abs 29	VX1003 VX1019 abs 29

A	B	C	D	F	H	Fig	N	O	P	Q	R	S	T	Fig
22	22	52	80	M20x1	94	1	34	25	35	101	27	57	-	-



Inner Joint	Driveshaft	Outer Joint
VX2007	VX3158	VX1003



Sinistra / Left

Vauxhall

Destra / Right

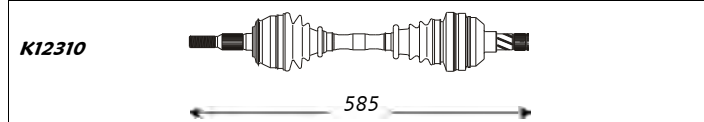


Astra Mk II (Front)

<i>kW</i>	<i>da:</i>	<i>a:</i>	<i>Cambio</i>	<i>Telaio</i>
	<i>from:</i>	<i>to:</i>	<i>Gearbox</i>	<i>Chassis</i>

A	B	C	D	F	H	Fig	N	O	P	Q	R	S	T	Fig
33	25	52	90	M20x1	108	1	34	25	35	101	27	57	-	-

1.5 TD (Isuzu) 53 07.88 12.91 F16/F20 -




Outer Joint	Driveshaft	Inner Joint
VX1002	VX3003	VX2007

Note : Eng. Isuzu

A	B	C	D	F	H	Fig	N	O	P	Q	R	S	T	Fig
33	25	52	90	M20x1	108	1	34	22	35	84	27	57	-	-

1.6 60 08.84 12.86 F16 -
 1.6 D 40 08.84 12.86 F16 -

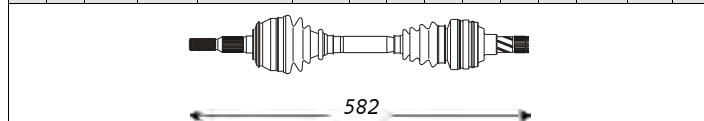


Outer Joint	Driveshaft	Inner Joint
VX1002 VX1018 abs 29 VX1021 abs 43	VX3246 VX3248 abs 29 VX3250 abs 43	VX2009

Note : -

A	B	C	D	F	H	Fig	N	O	P	Q	R	S	T	Fig
33	25	52	90	M20x1	108	1	34	25	35	101	27	57	-	-

1.6 60 01.87 07.91 - -
 1.6 D 40 08.84 07.91 - -

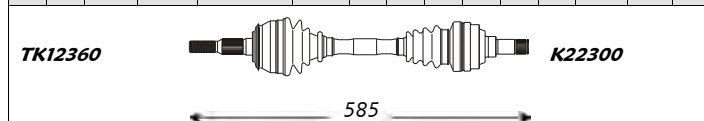


Outer Joint	Driveshaft	Inner Joint
VX1002	VX3242	VX2007

Note : -

A	B	C	D	F	H	Fig	N	O	P	Q	R	S	T	Fig
33	25	52	90	M20x1	108	1	22	22	35	85	23	58	-	-

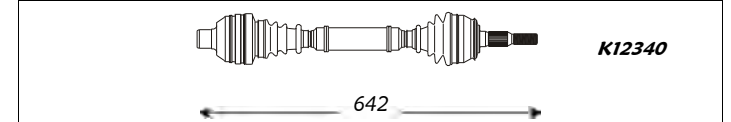
1.6 D 40 01.87 01.91 F13 -
 1.7 D 42 01.87 01.91 F13 -



Outer Joint	Driveshaft	Inner Joint
VX1002 VX1021 abs 43	VX3038 VX3070 abs 43	VX2001


Note : -

A	B	C	D	F	H	Fig	N	O	P	Q	R	S	T	Fig
33	25	52	90	M20x1	108	1	34	25	38	97	34	42	-	-



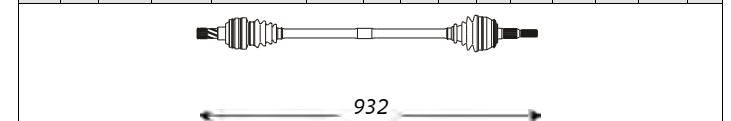
Inner Joint	Driveshaft	Outer Joint
VX2029	VX3171	VX1002

A	B	C	D	F	H	Fig	N	O	P	Q	R	S	T	Fig
33	25	52	90	M20x1	108	1	34	22	35	84	27	57	-	-



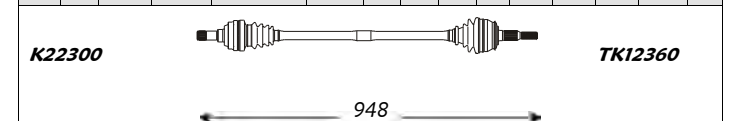
Inner Joint	Driveshaft	Outer Joint
VX2009	VX3247 VX3249 abs 29 VX3251 abs 43	VX1002 VX1018 abs 29 VX1021 abs 43

A	B	C	D	F	H	Fig	N	O	P	Q	R	S	T	Fig
33	25	52	90	M20x1	108	1	34	25	35	101	27	57	-	-



Inner Joint	Driveshaft	Outer Joint
VX2007	VX3243	VX1002

A	B	C	D	F	H	Fig	N	O	P	Q	R	S	T	Fig
33	25	52	90	M20x1	108	1	22	22	35	85	23	58	-	-



Inner Joint	Driveshaft	Outer Joint
VX2001	VX3039 VX3071 abs 43	VX1002 VX1021 abs 43



Sinistra / Left

Vauxhall

Destra / Right



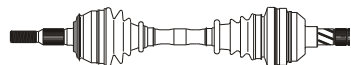
Astra Mk II (Front)

A	B	C	D	F	H	Fig	N	O	P	Q	R	S	T	Fig
33	25	52	90	M20x1	108	1	34	25	35	101	27	57	-	-

	kW	da:	a:	Cambio	Telaio
		from:	to:	Gearbox	Chassis
1.7 D	42	09.84	01.91	F16	-
1.8	62/85	08.84	12.91	F16	-
2.0	85	08.84	12.91	F16	-
2.0 16V GSI	110	08.84	12.91	F16	-
2.0 GSI	85/95	08.84	12.91	F16	-

A	B	C	D	F	H	Fig	N	O	P	Q	R	S	T	Fig
33	25	52	90	M20x1	108	1	34	25	35	101	27	57	-	-

K12310



585

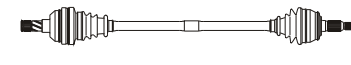
Outer Joint

Driveshaft

Inner Joint

VX1002				VX3003																		
VX1018	abs	29		VX3072	abs	29																
VX1021	abs	43		VX3074	abs	43																

Note : -



924

Inner Joint

Driveshaft

Outer Joint

VX2007				VX3004																		
				VX3073	abs	29																
				VX3075	abs	43																

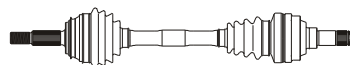
Astra Mk III (Front)

A	B	C	D	F	H	Fig	N	O	P	Q	R	S	T	Fig
22	22	52	81	M20x1	94	1	22	22	35	85	23	58	-	-

	kW	da:	a:	Cambio	Telaio
		from:	to:	Gearbox	Chassis
1.4 i	44/60	08.91	01.93	F10/F13	-
1.4 i 16V	66	08.91	03.01	F10/F13	-
1.6 i 16V	55/74	08.91	01.93	F10/F13	-

A	B	C	D	F	H	Fig	N	O	P	Q	R	S	T	Fig
22	22	52	81	M20x1	94	1	22	22	35	85	23	58	-	-

K12335



588

Outer Joint

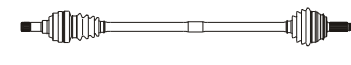
Driveshaft

Inner Joint

VX1060				VX3024																		
VX1019	abs	29		VX3050	abs	29																

Note : -

K22330



928

Inner Joint

Driveshaft

Outer Joint

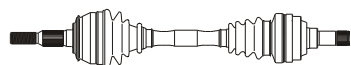
VX2001				VX3025																		
				VX3049	abs	29																

A	B	C	D	F	H	Fig	N	O	P	Q	R	S	T	Fig
33	25	52	90	M20x1	108	1	22	22	35	85	23	58	-	-

1.7 D	42/44	08.91	12.93	F13	-
-------	-------	-------	-------	-----	---

A	B	C	D	F	H	Fig	N	O	P	Q	R	S	T	Fig
33	25	52	90	M20x1	108	1	22	22	35	85	23	58	-	-

K12380



592

Outer Joint

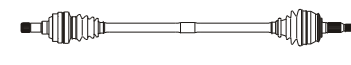
Driveshaft

Inner Joint

VX1002				VX3026																		
VX1018	abs	29		VX3053	abs	29																

Note : -

K22330



935

Inner Joint

Driveshaft

Outer Joint

VX2001				VX3027																		
				VX3054	abs	29																

A	B	C	D	F	H	Fig	N	O	P	Q	R	S	T	Fig
22	22	52	80	M20x1	94	1	22		35	84	22	57.5	-	-

1.7 D	42/44	01.94	08.98	F13	-
-------	-------	-------	-------	-----	---

A	B	C	D	F	H	Fig	N	O	P	Q	R	S	T	Fig
22	22	52	80	M20x1	94	1	22		35	84	22	57.5	-	-

590

Outer Joint

Driveshaft

Inner Joint

VX1003				VX3238																		
VX1019	abs	29		VX3240	abs	29																

Note : -

930

Inner Joint

Driveshaft

Outer Joint

				VX3239																		
				VX3241	abs	29																



Sinistra / Left

Vauxhall

Destra / Right



Astra Mk III (Front)

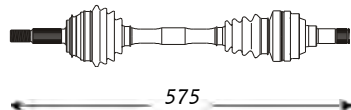
A	B	C	D	F	H	Fig	N	O	P	Q	R	S	T	Fig
22	22	52	80	M20x1	94	1	22	22	35	85	23	58	-	-

1.7 TD

kW da: a: Cambio Telaio
from: to: Gearbox Chassis

50 11.94 09.98 F15 -

TK12365



K22330

575

Outer Joint

Driveshaft

Inner Joint

VX1003

VX3169

VX2001

Note: -

A	B	C	D	F	H	Fig	N	O	P	Q	R	S	T	Fig
33	25	52	90	M20x1	108	1	34	25	35	94	27	57	-	-

1.7 TDS

60 08.91 08.98 F16/F20 -

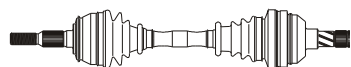
1.8 i 16V

66 08.91 08.98 F16/F20 -

2.0 i

85 08.91 08.98 F16/F20 -

K12380



K22310

590

Outer Joint

Driveshaft

Inner Joint

VX1002

VX1018 abs 29

VX3028

VX3030 abs 29

VX2052

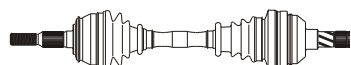
Note: -

A	B	C	D	F	H	Fig	N	O	P	Q	R	S	T	Fig
33	25	52	90	M20x1	108	1	34	25	35	94	27	57	-	-

2.0 i GSi 16V

110 08.91 01.98 F16/F20 -

K12380



K22310

590

Outer Joint

Driveshaft

Inner Joint

VX1002

VX1018 abs 29

VX3028

VX3030 abs 29

VX2052

Note: -

Astra Mk IV (Front)


A	B	C	D	F	H	Fig	N	O	P	Q	R	S	T	Fig
33	28	52	74	M20x1	104	1	22		35	82	22	56.5	-	4

1.2 16V

kW da: a: Cambio Telaio
from: to: Gearbox Chassis

48/52 09.98 --- - -

K12330



K22330

600

Outer Joint

Driveshaft

Inner Joint

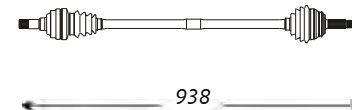
VX1066

VX3198

Note: -

A	B	C	D	F	H	Fig	N	O	P	Q	R	S	T	Fig
22	22	52	80	M20x1	94	1	22	22	35	85	23	58	-	-

K22330



TK12365

938

Inner Joint

Driveshaft

Outer Joint

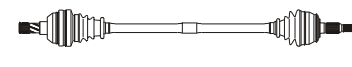
VX2001

VX3170

VX1003

A	B	C	D	F	H	Fig	N	O	P	Q	R	S	T	Fig
33	25	52	90	M20x1	108	1	34	25	35	101	27	57	-	-

K22310



K12380

940

Inner Joint

Driveshaft

Outer Joint

VX2007

VX3029

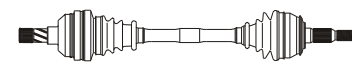
VX3031 abs 29

VX1002

VX1018 abs 29

A	B	C	D	F	H	Fig	N	O	P	Q	R	S	T	Fig
33	25	52	90	M20x1	108	1	34	25	35	101	27	57	-	-

K12380



K12380

681

Inner Joint

Driveshaft

Outer Joint

VX2007

VX3166

VX3167 abs 29

VX1002

VX1018 abs 29

A	B	C	D	F	H	Fig	N	O	P	Q	R	S	T	Fig
33	28	52	74	M20x1	104	1	22		35	82	22	56.5	-	4

K22330



K12330

Inner Joint

Driveshaft

Outer Joint

VX3199

VX1066



Sinistra / Left

Vauxhall

Destra / Right



Astra Mk IV (Front)

														<i>kW</i>	<i>da:</i>	<i>a:</i>	<i>Cambio</i>	<i>Telaio</i>																	
														<i>from:</i>	<i>to:</i>	<i>Gearbox</i>	<i>Chassis</i>																		
A	B	C	D	F	H	Fig	N	O	P	Q	R	S	T	Fig																					
33	22	52	81	M20x1	104	1	22	22	35	82	23	58	-	-	1.4 16V	66	09.98	--	-	-	A	B	C	D	F	H	Fig	N	O	P	Q	R	S	T	Fig
														1.6	55/62	09.98	--	-	-																
														1.6 16V	74	09.98	--	-	-																
														1.7 TD	50	09.98	08.00	-	-																
595														960																					
Outer Joint				Driveshaft					Inner Joint					Inner Joint				Driveshaft					Outer Joint												
VX1063				VX3200					VX2051					VX2051				VX3201					VX1063												
														Note : -																					
A	B	C	D	F	H	Fig	N	O	P	Q	R	S	T	Fig	1.7 DT1 16V	55	02.00	--	-	-	A	B	C	D	F	H	Fig	N	O	P	Q	R	S	T	Fig
33	25	52	90	M20x1	108	1	22	25	35	92	23.8	58	-	4	1.8 16V	85/92	09.98	09.00	-	-	33	25	52	90	M20x1	108	1	22	25	35	92	23.8	58	-	4
596														957																					
Outer Joint				Driveshaft					Inner Joint					Inner Joint				Driveshaft					Outer Joint												
VX1065				VX3202					VX2054					VX2054				VX3203					VX1065												
														Note : -																					
A	B	C	D	F	H	Fig	N	O	P	Q	R	S	T	Fig	2.0 16V	100	09.98	--	-	-	A	B	C	D	F	H	Fig	N	O	P	Q	R	S	T	Fig
33	25	52	90	M20x1	108	1	34	25	35	94	27	57	-	4	2.0 DI	60	09.98	--	-	-	33	25	52	90	M20x1	108	1	34	25	35	94	27	57	-	4
595														957																					
Outer Joint				Driveshaft					Inner Joint					Inner Joint				Driveshaft					Outer Joint												
VX1065				VX3204					VX2052					VX2052				VX3205					VX1065												
														Note : -																					
A	B	C	D	F	H	Fig	N	O	P	Q	R	S	T	Fig	2.0 16V OPC	118	08.99	----	-	-	A	B	C	D	F	H	Fig	N	O	P	Q	R	S	T	Fig
33	25	52	90	M20x1	108	1	34	25	35	94	27	57	-	4							33	25	52	90	M20x1	108	1	34						-	4
595														665																					
Outer Joint				Driveshaft					Inner Joint					Inner Joint				Driveshaft					Outer Joint												
VX1065				VX3204					VX2052									VX3270					VX1065												
														Note : -																					



Sinistra / Left

Vauxhall

Destra / Right




Astra Mk IV (Front)

A	B	C	D	F	H	Fig	N	O	P	Q	R	S	T	Fig
33	35	56	88	M20x1	104	3	27		35	89	-	80	-	4

kW	da:	a:	Cambio	Telaio
from:	to:	to:	Gearbox	Chassis
2.2 DT1	92	09.02	----	- -

A	B	C	D	F	H	Fig	N	O	P	Q	R	S	T	Fig
33	35	56	88	M20x1	104	3	27		35	89	-	80	-	4

TK12370




Outer Joint	Driveshaft	Inner Joint
VX1082	VX3208	

--	--	--

Note : -

TK12370



Inner Joint	Driveshaft	Outer Joint
	VX3209	VX1082

--	--	--

Calibra (Front)

A	B	C	D	F	H	Fig	N	O	P	Q	R	S	T	Fig
33	25	52	90	M20x1	108	1	34	25	35	94	27	57	-	-

kW	da:	a:	Cambio	Telaio
from:	to:	to:	Gearbox	Chassis
2.0 i	85	09.89	07.91	F16/F20 -
2.0 i 16V	100	09.89	07.91	F16/F20 -
2.0 i 16V	110	09.89	07.91	F16/F20 -
2.0 i 16V 4x4	100	09.89	07.91	F16/F20 -
2.0 i 16V 4x4	110	09.89	07.91	F16/F20 -
2.0 i 4x4	85	09.89	07.91	F16/F20 -

A	B	C	D	F	H	Fig	N	O	P	Q	R	S	T	Fig
33	25	52	90	M20x1	108	1	34	25	38	97	34	42	-	-

K12380



K22310

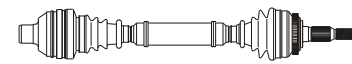


Outer Joint	Driveshaft	Inner Joint
VX1021 abs 43	VX3034 abs 43	VX2052


--	--	--

Note : -

K22310



K12380



Inner Joint	Driveshaft	Outer Joint
VX2029	VX3082 abs 43	VX1021 abs 43

--	--	--

A	B	C	D	F	H	Fig	N	O	P	Q	R	S	T	Fig
33	25	52	90	M20x1	108	1	34	25	35	94	27	57	-	-

2.0 i	85	09.89	07.98	F16/F20 -
2.0 i 16V	100	09.89	07.98	F16/F20 -
2.0 i 16V	110	09.89	02.94	F16/F20 -
2.0 i 16V 4x4	100	09.89	07.98	F16/F20 -
2.0 i 16V 4x4	110	09.89	02.94	F16/F20 -
2.0 i 16V TB 4x4	150	09.89	07.98	F16/F20 -
2.0 i 4x4	85	09.89	07.98	F16/F20 -

A	B	C	D	F	H	Fig	N	O	P	Q	R	S	T	Fig
33	25	52	90	M20x1	108	1	34	25	38	97	34	42	-	-

K12380



K22310

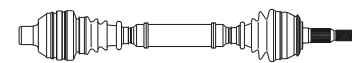


Outer Joint	Driveshaft	Inner Joint
VX1002	VX3028	VX2052


--	--	--

Note : -

K22310



K12380



Inner Joint	Driveshaft	Outer Joint
VX2029	VX3168	VX1002

--	--	--

A	B	C	D	F	H	Fig	N	O	P	Q	R	S	T	Fig
33	25	52	90	M20x1	108	1	34	25	35	94	27	57	-	-

2.0 i	85	08.91	07.98	F16/F20 -
2.0 i 16V	100	08.91	07.98	F16/F20 -
2.0 i 16V	110	08.91	02.94	F16/F20 -
2.0 i 16V 4x4	100	08.91	07.98	F16/F20 -
2.0 i 16V 4x4	110	08.91	02.94	F16/F20 -
2.0 i 16V TB 4x4	150	08.91	07.98	F16/F20 -
2.0 i 4x4	85	08.91	07.98	F16/F20 -

A	B	C	D	F	H	Fig	N	O	P	Q	R	S	T	Fig
33	25	52	90	M20x1	108	1	34	25	38	97	34	42	-	-

K12380



K22310

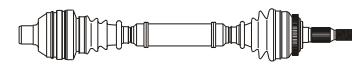


Outer Joint	Driveshaft	Inner Joint
VX1018 abs 29	VX3030 abs 29	VX2052


--	--	--

Note : -

K22310



K12380



Inner Joint	Driveshaft	Outer Joint
VX2029	VX3083 abs 29	VX1018 abs 29

--	--	--



Sinistra / Left

Vauxhall

Destra / Right

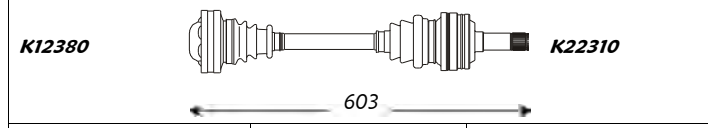


Calibra (Rear)

A	B	C	D	F	H	Fig	N	O	P	Q	R	S	T	Fig
-	-	-	-	-	-	-	-	-	-	-	-	-	-	-

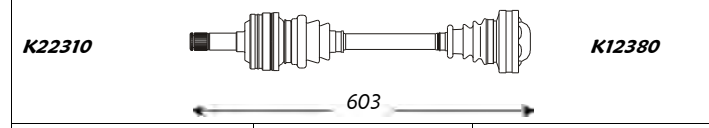
kW	da: from:	a: to:	Cambio Gearbox	Telaio Chassis
100	08.91	07.98	F16/F20	-
110	08.91	02.94	F16/F20	-
150	08.91	07.98	F16/F20	-
85	08.91	07.98	F16/F20	-

A	B	C	D	F	H	Fig	N	O	P	Q	R	S	T	Fig
-	-	-	-	-	-	-	-	-	-	-	-	-	-	-



Outer Joint	Driveshaft	Inner Joint
	VX3230 VX3084 abs 29 VX3231 abs 43	

Note : -



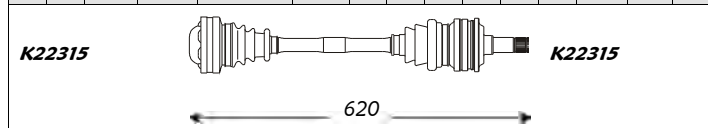
Inner Joint	Driveshaft	Outer Joint
	VX3230 VX3084 abs 29 VX3231 abs 43	

Carlton Mk III (Man./Aut.) (Rear)

A	B	C	D	F	H	Fig	N	O	P	Q	R	S	T	Fig
-	25	-	100	-	-	-	24	-	35	96	27	66	-	-

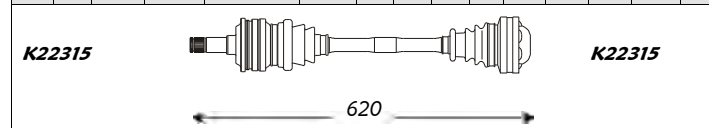
kW	da: from:	a: to:	Cambio Gearbox	Telaio Chassis
1.8	60/85	09.86	03.94	-
2.0	85/90	09.86	03.94	-
2.3 D	54	10.86	03.94	-

A	B	C	D	F	H	Fig	N	O	P	Q	R	S	T	Fig
-	25	-	100	-	-	-	24	-	35	96	27	66	-	-



Outer Joint	Driveshaft	Inner Joint
VX1026	VX3022 VX3085 abs 48	

Note : -

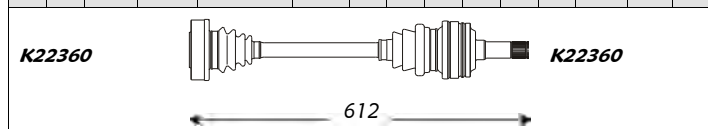


Inner Joint	Driveshaft	Outer Joint
	VX3022 VX3085 abs 48	VX1026

A	B	C	D	F	H	Fig	N	O	P	Q	R	S	T	Fig
-	28	-	108	-	-	-	27	-	35	102	32	80	-	-

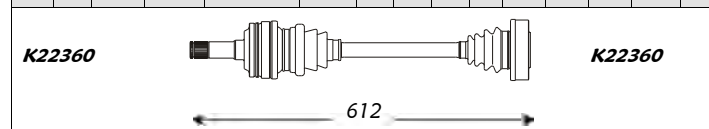
2.3 TD	66/74	10.86	03.94	-	-
2.4 i	92	09.88	03.94	-	-
2.6 i	110	09.90	03.94	-	-
3.0	115/130	03.87	03.94	-	-
3.0 24V	150	09.89	03.94	-	-

A	B	C	D	F	H	Fig	N	O	P	Q	R	S	T	Fig
-	28	-	108	-	-	-	27	-	35	102	32	80	-	-



Outer Joint	Driveshaft	Inner Joint
VX1027	VX3023 VX3087 abs 48	

Note : -



Inner Joint	Driveshaft	Outer Joint
	VX3023 VX3087 abs 48	VX1027



Sinistra / Left

Vauxhall

Destra / Right

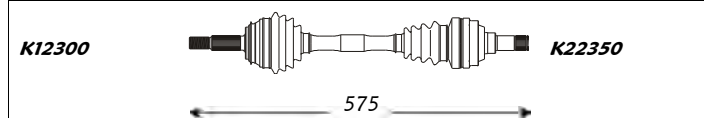


Cavalier Mk II (Front)

A	B	C	D	F	H	Fig	N	O	P	Q	R	S	T	Fig
22	22	52	80	M20x1	94	1	22	22	35	85	23	58	-	-

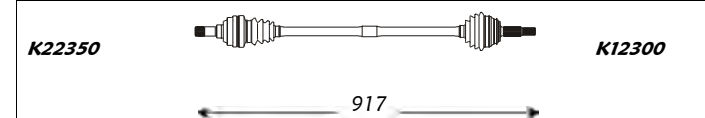
kW	da:	a:	Cambio	Telaio
	from:	to:	Gearbox	Chassis
1.3	42/44	01.81	10.88	F13 -
1.6	-	01.81	10.88	F13 -

A	B	C	D	F	H	Fig	N	O	P	Q	R	S	T	Fig
22	22	52	80	M20x1	94	1	22	22	35	85	23	58	-	-



Outer Joint	Driveshaft	Inner Joint
VX1003	VX3012	VX2001

Note : -

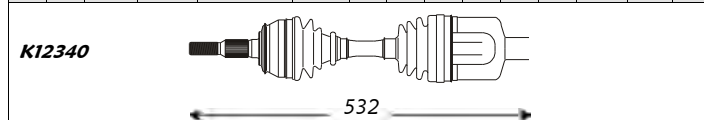


Inner Joint	Driveshaft	Outer Joint
VX2001	VX3013	VX1003

A	B	C	D	F	H	Fig	N	O	P	Q	R	S	T	Fig
33	25	52	90	M20x1	108	1	34	-	90.3	40	-	34	5	-

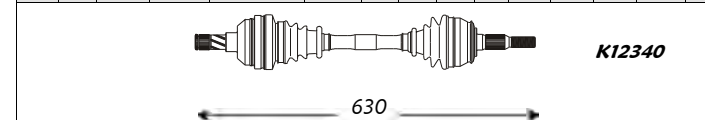
1.6 Aut.	-	01.81	10.88	-	-
1.8 Aut.	62	08.81	--	-	-
2.0 Aut.	66	08.81	10.88	-	-

A	B	C	D	F	H	Fig	N	O	P	Q	R	S	T	Fig
33	25	52	90	M20x1	108	1	34	25	35	101	27	57	34	5



Outer Joint	Driveshaft	Inner Joint
VX1002	VX3159	

Note : -

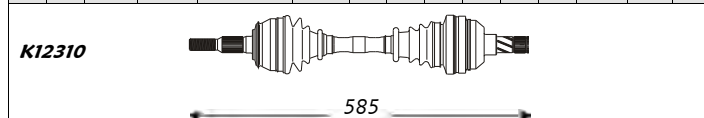


Inner Joint	Driveshaft	Outer Joint
VX2007	VX3160	VX1002

A	B	C	D	F	H	Fig	N	O	P	Q	R	S	T	Fig
33	25	52	90	M20x1	108	1	34	25	35	101	27	57	-	-

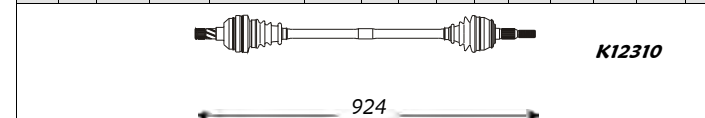
1.6 D	40	03.82	08.88	F16/F20	-
1.6 S	60/66	08.81	06.86	F16/F20	-
1.8	62/74	09.87	08.88	F16/F20	-
1.8 E	74	01.85	08.86	F16/F20	-
1.8 i	85	09.82	08.86	F16/F20	-
2.0 i	74/85	09.86	08.88	F16/F20	-
2.0 i GT	95	03.87	08.88	F16/F20	-

A	B	C	D	F	H	Fig	N	O	P	Q	R	S	T	Fig
33	25	52	90	M20x1	108	1	34	25	35	101	27	57	-	-



Outer Joint	Driveshaft	Inner Joint
VX1002	VX3003	VX2007

Note : -



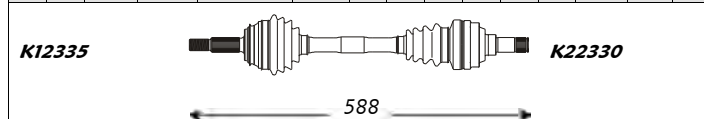
Inner Joint	Driveshaft	Outer Joint
VX2007	VX3004	VX1002

Cavalier Mk III (Front)

A	B	C	D	F	H	Fig	N	O	P	Q	R	S	T	Fig
22	22	52	81	M20x1	94	1	22	22	35	85	23	58	-	-

kW	da:	a:	Cambio	Telaio
	from:	to:	Gearbox	Chassis
1.4	53/55	10.88	01.93	F10/F13 -
1.6	52/74	10.88	01.93	F10/F13 -

A	B	C	D	F	H	Fig	N	O	P	Q	R	S	T	Fig
22	22	52	81	M20x1	94	1	22	22	35	85	23	58	-	-



Outer Joint	Driveshaft	Inner Joint
VX1060	VX3024	VX2001
VX1019 abs 29	VX3050 abs 29	
VX1020 abs 43	VX3051 abs 43	

Note : -



Inner Joint	Driveshaft	Outer Joint
VX2001	VX3025	VX1060
	VX3049 abs 29	VX1019 abs 29
	VX3052 abs 43	VX1020 abs 43



Sinistra / Left

Vauxhall

Destra / Right



Cavalier Mk III (Front)

A	B	C	D	F	H	Fig	N	O	P	Q	R	S	T	Fig
33	25	52	90	M20x1	108	1	34	25	35	94	27	57	-	-

kW	da:	a:	Cambio	Telaio
	from:	to:	Gearbox	Chassis
1.7 TD	-	03.90	01.93	F16/F20 -
1.8	66/85	10.88	01.93	F16/F20 -
1.8 4X4	65	10.88	01.93	F16/F20 -
2.0 i	-	09.89	--	F16/F20 -

A	B	C	D	F	H	Fig	N	O	P	Q	R	S	T	Fig
33	25	52	90	M20x1	108	1	34	25	35	101	27	57	-	-

K12380  **K22310**

590

Outer Joint Driveshaft Inner Joint

VX1002				VX3028		VX2052
VX1018	abs 29			VX3030	abs 29	
VX1021	abs 43			VX3034	abs 43	

Note : -

K22310  **K12380**

940

Inner Joint Driveshaft Outer Joint

VX2007				VX3029		VX1002
				VX3031	abs 29	VX1018 abs 29
				VX3035	abs 43	VX1021 abs 43

Corsa (Front)

A	B	C	D	F	H	Fig	N	O	P	Q	R	S	T	Fig
22	28	52	82	M20x1	98	3	22		35	79	22	57.5	30	5

kW	da:	a:	Cambio	Telaio
	from:	to:	Gearbox	Chassis
1.0 12V	40	11.96	09.00	- -

A	B	C	D	F	H	Fig	N	O	P	Q	R	S	T	Fig
22	28	52	82	M20x1	98	3	22		35	79	22	57.5	30	5

TK12372  **K22390**

561

Outer Joint Driveshaft Inner Joint

VX1050				VX3164		
VX1071	abs 29			VX3232	abs 29	

Note : -

K22390  **TK12372**

910

Inner Joint Driveshaft Outer Joint

				VX3165		VX1050
				VX3233	abs 29	VX1071 abs 29

A	B	C	D	F	H	Fig	N	O	P	Q	R	S	T	Fig
22	28	52	81	M20x1	98	1	22	28	35	84	22	57	-	-

1.2 16V	48	03.98	09.00	F10/F13 -
1.2 i	33	01.93	09.00	F10/F13 -
1.4 16V	66	09.94	09.00	F10/F13 -
1.4 i	44	01.93	09.00	F10/F13 -
1.4 Si	60	01.93	09.00	F10/F13 -
1.5 D	37	01.93	09.00	F10/F13 -
1.5 TD	49	01.93	09.00	F10/F13 -
1.7 D	44	02.96	09.00	F10/F13 -

A	B	C	D	F	H	Fig	N	O	P	Q	R	S	T	Fig
22	28	52	81	M20x1	98	1	22	28	35	84	22	57	-	-

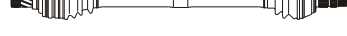
TK12527  **K22330**

563

Outer Joint Driveshaft Inner Joint

VX1023				VX3036		VX2036
VX1035	abs 29			VX3117	abs 29	VX2051

Note : -

K22330  **TK12527**

917

Inner Joint Driveshaft Outer Joint

VX2036				VX3037		VX1023
VX2051				VX3118	abs 29	VX1035 abs 29

A	B	C	D	F	H	Fig	N	O	P	Q	R	S	T	Fig
22	22	52	80	M20x1	94	1	22	22	35	82	23	58	-	-

1.6 16V	78	09.94	09.00	F15 -
1.6 GSi 16V	80	03.93	09.00	F15 -

A	B	C	D	F	H	Fig	N	O	P	Q	R	S	T	Fig
22	22	52	80	M20x1	94	1	22	22	35	82	23	58	-	-

K12335  **K22330**

563

Outer Joint Driveshaft Inner Joint

VX1046				VX3115		VX2051
VX1047	abs 29			VX3234	abs 29	

Note : -

K22330  **K12335**

930

Inner Joint Driveshaft Outer Joint

VX2051				VX3116		VX1046
				VX3235	abs 29	VX1047 abs 29



Sinistra / Left

Vauxhall

Destra / Right



Corsa Mk II (Front)

<i>kW</i>	<i>da:</i>	<i>a:</i>	<i>Cambio</i>	<i>Telaio</i>
	<i>from:</i>	<i>to:</i>	<i>Gearbox</i>	<i>Chassis</i>

A	B	C	D	F	H	Fig	N	O	P	Q	R	S	T	Fig
22	28	52	74	M20x1	97	1	22		35	74.6	-	57.5	37.5	5

1.0 12V	43	09.00	--	-	-
1.2 16V	55	09.00	--	-	-

A	B	C	D	F	H	Fig	N	O	P	Q	R	S	T	Fig
22	28	52	74	M20x1	97	1	22		35	74.6	-	57.5	37.5	5

TK12371				K22370									
← 582 →													
<i>Outer Joint</i>				<i>Driveshaft</i>				<i>Inner Joint</i>					
VX1057 VX1072 abs 29				VX3182 VX3254 abs 29									

K22370				TK12371									
← 932 →													
<i>Inner Joint</i>				<i>Driveshaft</i>				<i>Outer Joint</i>					
				VX3183 VX3255 abs 29				VX1057 VX1072 abs 29					

Note : -

A	B	C	D	F	H	Fig	N	O	P	Q	R	S	T	Fig
22	28	52	81	M20x1	-	1	22		35	74.6	-	-	37.5	5

1.3 CDTI	51	06.03	--	-	-
1.4 16V	66	09.00	--	-	23000001->
1.6 16V	-	09.00	--	-	-
1.7 D	48	09.00	--	F08/F68	23000001->
1.7 TD	55	09.00	--	F08/F68	23000001->

A	B	C	D	F	H	Fig	N	O	P	Q	R	S	T	Fig
22	28	52	81	M20x1	-	1	22		35	74.6	-	-	37.5	5

TK12360				K22362									
← 580 →													
<i>Outer Joint</i>				<i>Driveshaft</i>				<i>Inner Joint</i>					
VX1058 VX1073 abs 29				VX3186 VX3258 abs 29									

K22362				TK12360									
← 932 →													
<i>Inner Joint</i>				<i>Driveshaft</i>				<i>Outer Joint</i>					
				VX3187 VX3259 abs 29				VX1058 VX1073 abs 29					

Note : -

A	B	C	D	F	H	Fig	N	O	P	Q	R	S	T	Fig
22	28	52	81	M20x1	-	1	22		35	74.6	-	-	37.5	4

1.4 16V	66	09.00	--	-	->13999999
1.7 D	48	09.00	--	F08/F68	->13999999
1.7 TD	55	09.00	--	F08/F68	->13999999

A	B	C	D	F	H	Fig	N	O	P	Q	R	S	T	Fig
22	28	52	81	M20x1	-	1	22		35	74.6	-	-	37.5	4

TK12557				K22330									
← 580 →													
<i>Outer Joint</i>				<i>Driveshaft</i>				<i>Inner Joint</i>					
VX1058 VX1073 abs 29				VX3184 VX3256 abs 29									

K22330				TK12557									
← 932 →													
<i>Inner Joint</i>				<i>Driveshaft</i>				<i>Outer Joint</i>					
				VX3185 VX3257 abs 29				VX1058 VX1073 abs 29					

Note : -

A	B	C	D	F	H	Fig	N	O	P	Q	R	S	T	Fig
22	23	52	82	M20x1	-	2	22		35	74.6	-	-	37.5	-

1.8 16V	92	09.00	--	-	->13999999
---------	----	-------	----	---	------------

A	B	C	D	F	H	Fig	N	O	P	Q	R	S	T	Fig
22	23	52	82	M20x1	-	2	22		35	74.6	-	-	37.5	-

TK12360				K22362									
← 580 →													
<i>Outer Joint</i>				<i>Driveshaft</i>				<i>Inner Joint</i>					
VX1059 VX1074 abs 29				VX3190 VX3260 abs 29									

K22362				TK12360									
← 932 →													
<i>Inner Joint</i>				<i>Driveshaft</i>				<i>Outer Joint</i>					
				VX3191 VX3261 abs 29				VX1059 VX1074 abs 29					

Note : -



Sinistra / Left

Vauxhall

Destra / Right



Corsa Mk II (Front)

A	B	C	D	F	H	Fig	N	O	P	Q	R	S	T	Fig	kW	da: from:	a: to:	Cambio Gearbox	Telaio Chassis	A	B	C	D	F	H	Fig	N	O	P	Q	R	S	T	Fig	
22	23	52	82	M20x1	-	2	22		35	74.6	-	-	37.5	-	1.8 16V	92	09.00	---	-	23000001->	22	23	52	82	M20x1	-	2	22		35	74.6	-	-	37.5	-
TK12360															K22362																				
← 580 →															← 932 →																				
Outer Joint					Driveshaft					Inner Joint					Inner Joint					Driveshaft					Outer Joint										
VX1059 VX1074 abs 29					VX3188 VX3262 abs 29															VX3189 VX3263 abs 29					VX1059 VX1074 abs 29										
Note : -																																			

Corsa Mk III (Front)

A	B	C	D	F	H	Fig	N	O	P	Q	R	S	T	Fig	kW	da: from:	a: to:	Cambio Gearbox	Telaio Chassis	A	B	C	D	F	H	Fig	N	O	P	Q	R	S	T	Fig	
22	27	51	75.5	M20x1.5	-	1	22		30	-	-	57.5	-	-	1.2	59	07.06	----	-	-	22	27	51	75.5	M20x1.5	-	1	22		30	-	-	57.5	-	-
← 618 →															← 924 →																				
Outer Joint					Driveshaft					Inner Joint					Inner Joint					Driveshaft					Outer Joint										
VX1094					VX3303															VX3304					VX1094										
Note : -																																			
25	23	51	82	M24x1.5	85	2	25		35	-	-	57	-	-	1.3 CDTI	66	07.06	----	-	-	25	23	51	82	M24x1.5	85	2	25		35	-	-	57	-	-
← 575 →															← 954 →																				
Outer Joint					Driveshaft					Inner Joint					Inner Joint					Driveshaft					Outer Joint										
VX1092					VX3290															VX3291					VX1092										
Note : -																																			
25	23	51	82	M24x1.5	85	2	22		35	-	-	57.5	-	-	1.3 CDTI	55	07.06	----	-	-	25	23	51	82	M24x1.5	85	2	22		35	-	-	57.5	-	-
← 616 →															← 917 →																				
Outer Joint					Driveshaft					Inner Joint					Inner Joint					Driveshaft					Outer Joint										
VX1092					VX3318															VX3319					VX1092										
Note : -																																			



Sinistra / Left

Vauxhall

Destra / Right



Nova (Front)

A	B	C	D	F	H	Fig	N	O	P	Q	R	S	T	Fig	kW	da: from:	a: to:	Cambio Gearbox	Telaio Chassis	A	B	C	D	F	H	Fig	N	O	P	Q	R	S	T	Fig	
22	28	52	81	M20x1	98	1	22	28	35	84	23	58	-	-	1.0	33/35	09.82	12.92	-	-	22	28	52	81	M20x1	98	1	22	28	35	84	23	58	-	-
Outer Joint			Driveshaft					Inner Joint							Inner Joint			Driveshaft					Outer Joint												
VX1009			VX3010					VX2011							VX2011			VX3011					VX1009												
Note : -																																			

A	B	C	D	F	H	Fig	N	O	P	Q	R	S	T	Fig	kW	da: from:	a: to:	Cambio Gearbox	Telaio Chassis	A	B	C	D	F	H	Fig	N	O	P	Q	R	S	T	Fig	
22	22	52	80	M20x1	94	1	22	22	35	85	23	58	-	-	1.5 TD	49	09.87	12.92	-	-	22	22	52	80	M20x1	94	1	22	22	35	85	23	58	-	-
Outer Joint			Driveshaft					Inner Joint							Inner Joint			Driveshaft					Outer Joint												
VX1003			VX3162					VX2001							VX2001			VX3163					VX1003												
Note : -																																			

Senator Mk I (Rear)

A	B	C	D	F	H	Fig	N	O	P	Q	R	S	T	Fig	kW	da: from:	a: to:	Cambio Gearbox	Telaio Chassis	A	B	C	D	F	H	Fig	N	O	P	Q	R	S	T	Fig
							-	28	-	108	-	-	-	-	2.0	85	05.78	09.86	-	-						-	28	-	108	-	-	-	-	-
Outer Joint			Driveshaft					Inner Joint							Inner Joint			Driveshaft					Outer Joint											
VX2046			VX3009					VX2046							VX2046			VX3009					VX2046											
Note : -																																		



Sinistra / Left

Vauxhall

Destra / Right



Senator Mk II (Rear)

A	B	C	D	F	H	Fig	N	O	P	Q	R	S	T	Fig	kW	da: from:	a: to:	Cambio Gearbox	Telaio Chassis	A	B	C	D	F	H	Fig	N	O	P	Q	R	S	T	Fig							
-	28	-	108	-	-	-	27		35	102	32	80	-	-	2.5 i	103	09.87	06.93	-	-	-	28	-	108	-	-	-	27		35	102	32	80	-	-						
<p>K22360 K22360</p> <p style="text-align: center;">612</p> <table border="1" style="width: 100%; border-collapse: collapse;"> <tr> <td style="width: 33%;">Outer Joint</td> <td style="width: 33%;">Driveshaft</td> <td style="width: 33%;">Inner Joint</td> </tr> <tr> <td>VX1027</td> <td>VX3023 VX3087 abs 48</td> <td></td> </tr> </table>															Outer Joint	Driveshaft	Inner Joint	VX1027	VX3023 VX3087 abs 48		<p>K22360 K22360</p> <p style="text-align: center;">612</p> <table border="1" style="width: 100%; border-collapse: collapse;"> <tr> <td style="width: 33%;">Inner Joint</td> <td style="width: 33%;">Driveshaft</td> <td style="width: 33%;">Outer Joint</td> </tr> <tr> <td></td> <td>VX3023 VX3087 abs 48</td> <td>VX1027</td> </tr> </table>															Inner Joint	Driveshaft	Outer Joint		VX3023 VX3087 abs 48	VX1027
Outer Joint	Driveshaft	Inner Joint																																							
VX1027	VX3023 VX3087 abs 48																																								
Inner Joint	Driveshaft	Outer Joint																																							
	VX3023 VX3087 abs 48	VX1027																																							
Note : -																																									

Tigra (Front)

A	B	C	D	F	H	Fig	N	O	P	Q	R	S	T	Fig	kW	da: from:	a: to:	Cambio Gearbox	Telaio Chassis	A	B	C	D	F	H	Fig	N	O	P	Q	R	S	T	Fig							
22	22	52	80	M20x1	94	1	22	22	35	82	23	58	-	-	1.4 16V	66	07.94	--	-	-	22	22	52	80	M20x1	94	1	22	22	35	82	23	58	-	-						
<p>K12335 K22330</p> <p style="text-align: center;">563</p> <table border="1" style="width: 100%; border-collapse: collapse;"> <tr> <td style="width: 33%;">Outer Joint</td> <td style="width: 33%;">Driveshaft</td> <td style="width: 33%;">Inner Joint</td> </tr> <tr> <td>VX1046 VX1035 abs 29</td> <td>VX3115 VX3117 abs 29</td> <td>VX2051</td> </tr> </table>															Outer Joint	Driveshaft	Inner Joint	VX1046 VX1035 abs 29	VX3115 VX3117 abs 29	VX2051	<p>K22330 K12335</p> <p style="text-align: center;">930</p> <table border="1" style="width: 100%; border-collapse: collapse;"> <tr> <td style="width: 33%;">Inner Joint</td> <td style="width: 33%;">Driveshaft</td> <td style="width: 33%;">Outer Joint</td> </tr> <tr> <td>VX2051</td> <td>VX3116 VX3118 abs 29</td> <td>VX1046 VX1035 abs 29</td> </tr> </table>															Inner Joint	Driveshaft	Outer Joint	VX2051	VX3116 VX3118 abs 29	VX1046 VX1035 abs 29
Outer Joint	Driveshaft	Inner Joint																																							
VX1046 VX1035 abs 29	VX3115 VX3117 abs 29	VX2051																																							
Inner Joint	Driveshaft	Outer Joint																																							
VX2051	VX3116 VX3118 abs 29	VX1046 VX1035 abs 29																																							
Note : -																																									
22	22	52	80	M20x1	94	1	22	22	35	85	23	58	-	-	1.6 16V	78	07.94	--	-	-	22	22	52	80	M20x1	94	1	22	22	35	85	23	58	-	-						
<p style="text-align: center;">605</p> <table border="1" style="width: 100%; border-collapse: collapse;"> <tr> <td style="width: 33%;">Outer Joint</td> <td style="width: 33%;">Driveshaft</td> <td style="width: 33%;">Inner Joint</td> </tr> <tr> <td>VX1046 VX1047 abs 29</td> <td>VX3153 VX3155 abs 29</td> <td>VX2001</td> </tr> </table>															Outer Joint	Driveshaft	Inner Joint	VX1046 VX1047 abs 29	VX3153 VX3155 abs 29	VX2001	<p style="text-align: center;">940</p> <table border="1" style="width: 100%; border-collapse: collapse;"> <tr> <td style="width: 33%;">Inner Joint</td> <td style="width: 33%;">Driveshaft</td> <td style="width: 33%;">Outer Joint</td> </tr> <tr> <td>VX2001</td> <td>VX3154 VX3156 abs 29</td> <td>VX1046 VX1047 abs 29</td> </tr> </table>															Inner Joint	Driveshaft	Outer Joint	VX2001	VX3154 VX3156 abs 29	VX1046 VX1047 abs 29
Outer Joint	Driveshaft	Inner Joint																																							
VX1046 VX1047 abs 29	VX3153 VX3155 abs 29	VX2001																																							
Inner Joint	Driveshaft	Outer Joint																																							
VX2001	VX3154 VX3156 abs 29	VX1046 VX1047 abs 29																																							
Note : -																																									



Sinistra / Left

Vauxhall

Destra / Right



Vectra (Front)

<i>kW</i>	<i>da:</i>	<i>a:</i>	<i>Cambio</i>	<i>Telaio</i>
	<i>from:</i>	<i>to:</i>	<i>Gearbox</i>	<i>Chassis</i>

A	B	C	D	F	H	Fig	N	O	P	Q	R	S	T	Fig
22	22	52	81	M20x1	94	1	22	22	35	82	23	58	-	4

1.6 i	55	10.95	01.99	-	-									
1.6 i 16V	74	10.95	01.99	-	-									

A	B	C	D	F	H	Fig	N	O	P	Q	R	S	T	Fig
22	22	52	81	M20x1	94	1	22	22	35	82	23	58	-	4

TK12365

← 593 →

Outer Joint	Driveshaft	Inner Joint
VX1060 VX1061 abs 29	VX3194 VX3196 abs 29	VX2051

Note: -

TK12365

← 960 →

Inner Joint	Driveshaft	Outer Joint
VX2051	VX3195 VX3197 abs 29	VX1060 VX1061 abs 29

A	B	C	D	F	H	Fig	N	O	P	Q	R	S	T	Fig
33	22	52	81	M20x1	104	1	22	22	35	82	23	58	-	-

1.6 i	55	02.99	04.02	-	-									
1.6 i 16V	74	02.99	04.02	-	-									

A	B	C	D	F	H	Fig	N	O	P	Q	R	S	T	Fig
33	22	52	81	M20x1	104	1	22	22	35	82	23	58	-	-

TK12365

← 597 →

Outer Joint	Driveshaft	Inner Joint
VX1064 abs 29	VX3212 abs 29	VX2051

Note: -

TK12365

← 962 →

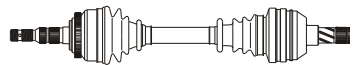
Inner Joint	Driveshaft	Outer Joint
VX2051	VX3213 abs 29	VX1064 abs 29

A	B	C	D	F	H	Fig	N	O	P	Q	R	S	T	Fig
33	25	52	90	M20x1	108	1	34	25	35	94	27	57	-	4

1.7 TD	60	10.95	11.96	-	-									
1.8 i 16V	85	10.95	09.00	-	-									
1.8 i 16V	92	10.00	04.02	-	-									
2.0 DI 16V	60	11.96	04.02	-	-									
2.0 i	82	10.95	04.02	-	-									
2.0 i 16V	100	10.95	04.02	-	-									

A	B	C	D	F	H	Fig	N	O	P	Q	R	S	T	Fig
33	25	52	90	M20x1	108	1	34	25	35	94	27	57	-	4

TK12375

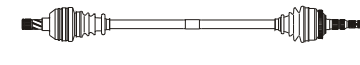


← 597 →

Outer Joint	Driveshaft	Inner Joint
VX1062 abs 29	VX3192 abs 29	VX2052

Note: -

TK12375



← 962 →

Inner Joint	Driveshaft	Outer Joint
VX2052	VX3193 abs 29	VX1062 abs 29

A	B	C	D	F	H	Fig	N	O	P	Q	R	S	T	Fig
33	25	52	90	M20x1	108	1	34	25	35	94	27	57	-	4

2.5 i V6	125	10.95	09.00	-	-									
----------	-----	-------	-------	---	---	--	--	--	--	--	--	--	--	--

A	B	C	D	F	H	Fig	N	O	P	Q	R	S	T	Fig
33	25	52	90	M20x1	108	1	34	25	35	94	27	57	-	-

TK12375

← 597 →

Outer Joint	Driveshaft	Inner Joint
VX1062 abs 29	VX3236 abs 29	VX2052

Note: -

TK12375

← 962 →

Inner Joint	Driveshaft	Outer Joint
VX2052	VX3237 abs 29	VX1062 abs 29



Sinistra / Left

Vauxhall

Destra / Right



Zafira (Front)

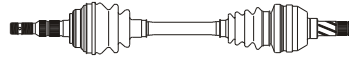
<i>kW</i>	<i>da:</i>	<i>a:</i>	<i>Cambio</i>	<i>Telaio</i>
	<i>from:</i>	<i>to:</i>	<i>Gearbox</i>	<i>Chassis</i>

A	B	C	D	F	H	Fig	N	O	P	Q	R	S	T	Fig
33	22	52	81	M20x1	104	1	22	22	35	82	23	58	-	-

1.6 16V	74	09.98	--	-	-
---------	----	-------	----	---	---

A	B	C	D	F	H	Fig	N	O	P	Q	R	S	T	Fig
33	22	52	81	M20x1	104	1	22	22	35	82	23	58	-	-

K12335



595

Outer Joint

Driveshaft

Inner Joint

VX1063

VX3200

VX2051

Note : -



K12335

960

Inner Joint

Driveshaft

Outer Joint

VX2051

VX3201


VX1063

A	B	C	D	F	H	Fig	N	O	P	Q	R	S	T	Fig
33	25	52	90	M20x1	108	1	22	25	35	92	23.8	58	-	4

1.8 16V	85	09.98	03.99	-	-
---------	----	-------	-------	---	---

A	B	C	D	F	H	Fig	N	O	P	Q	R	S	T	Fig
33	25	52	90	M20x1	108	1	22	25	35	92	23.8	58	-	4

TK12370



596

Outer Joint

Driveshaft

Inner Joint

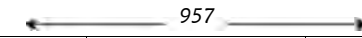
VX1065

VX3202

VX2054

Note : -

TK12370



957

Inner Joint

Driveshaft

Outer Joint

VX2054

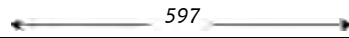
VX3203

VX1065

A	B	C	D	F	H	Fig	N	O	P	Q	R	S	T	Fig
33	25	52	90	M20x1	108	1	22		35	94.4	-	-	-	4

1.8 16V	85/92	04.99	--	-	-
---------	-------	-------	----	---	---

A	B	C	D	F	H	Fig	N	O	P	Q	R	S	T	Fig
33	25	52	90	M20x1	108	1	22		35	94.4	-	-	-	4



597

Outer Joint

Driveshaft

Inner Joint

VX1065

VX3244

Note : -



Inner Joint

Driveshaft

Outer Joint

VX1065

VX3245

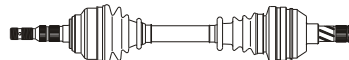
VX1065

A	B	C	D	F	H	Fig	N	O	P	Q	R	S	T	Fig
33	25	52	90	M20x1	108	1	34	25	35	94	27	57	-	4

2.0 DI 16V	60	09.98	--	-	-
2.0 DT1	74	08.99	--	-	-
2.2 16V	108	03.01	--	-	-

A	B	C	D	F	H	Fig	N	O	P	Q	R	S	T	Fig
33	25	52	90	M20x1	108	1	34	25	35	94	27	57	-	4

TK12370



595

Outer Joint

Driveshaft

Inner Joint

VX1065

VX3204

VX2052

Note : -



TK12370

957

Inner Joint

Driveshaft

Outer Joint

VX2052

VX3205

VX1065



Sinistra / Left

Vauxhall

Destra / Right



Zafira (Front)

kW *da:* *a:* *Cambio* *Telaio*
from: *to:* *Gearbox* *Chassis*

A	B	C	D	F	H	Fig	N	O	P	Q	R	S	T	Fig
33	35	56	88	M20x1	104	3	27		35	89	-	80	-	4

2.2 DT1 92 01.02 --.. - -

A	B	C	D	F	H	Fig	N	O	P	Q	R	S	T	Fig
33	35	56	88	M20x1	104	3	27		35	89	-	80	-	4

TK12370

← 589 →

<i>Outer Joint</i>	<i>Driveshaft</i>	<i>Inner Joint</i>
--------------------	-------------------	--------------------

VX1082	VX3208	
--------	---------------	--

TK12370

← 625 →

<i>Inner Joint</i>	<i>Driveshaft</i>	<i>Outer Joint</i>
--------------------	-------------------	--------------------

	VX3209	VX1082
--	---------------	--------

Note : -



Sinistra / Left

Vauxhall LCV

Destra / Right



Combo (Front)

														kW	da:	a:	Cambio	Telaio																		
														from:	to:	Gearbox	Chassis																			
A	B	C	D	F	H	Fig	N	O	P	Q	R	S	T	Fig							A	B	C	D	F	H	Fig	N	O	P	Q	R	S	T	Fig	
22	22	52	80	M20x1	94	1	22	22	35	82	23	58	-	-	1.2	33	07.94	10.01	-	-		22	22	52	80	M20x1	94	1	22	22	35	82	23	58	-	-
														1.4 i	44/60	07.94	10.01	-	-																	
														1.7 D	42	07.94	10.01	-	-																	
563														930																						
Outer Joint				Driveshaft					Inner Joint					Inner Joint				Driveshaft					Outer Joint													
VX1046 VX1035 abs 29				VX3115 VX3117 abs 29					VX2051					VX2051				VX3116 VX3118 abs 29					VX1046 VX1035 abs 29													
Note : -																																				

Combo C (Front)

														kW	da:	a:	Cambio	Telaio																		
														from:	to:	Gearbox	Chassis																			
A	B	C	D	F	H	Fig	N	O	P	Q	R	S	T	Fig							A	B	C	D	F	H	Fig	N	O	P	Q	R	S	T	Fig	
22	28	52	81	M20x1	-	1	22		35	74.6	-	-	37.5	5	1.7 D	48	10.01	--	F06/F25	-		22	28	52	81	M20x1	-	1	22		35	74.6	-	-	37.5	5
580														932																						
Outer Joint				Driveshaft					Inner Joint					Inner Joint				Driveshaft					Outer Joint													
VX1058				VX3186														VX3187					VX1058													
Note : -																																				
22	23	52	82	M20x1	-	2	22		35	74.6	-	-	37.5	-	1.7 TD	55	10.01	--	F06/F25	-		22	23	52	82	M20x1	-	2	22		35	74.6	-	-	37.5	-
580														932																						
Outer Joint				Driveshaft					Inner Joint					Inner Joint				Driveshaft					Outer Joint													
VX1059				VX3188														VX3189					VX1059													
Note : -																																				



Sinistra / Left

Vauxhall LCV

Destra / Right

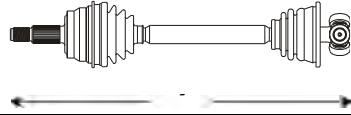


Movano (Front)

A	B	C	D	F	H	Fig	N	O	P	Q	R	S	T	Fig
28	36	64.5	101.5	M24x1.5	96	2	-	-	-	-	-	-	37	5

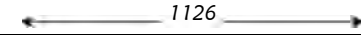
2.2 DTI kW 66 da: 09.00 a: ---- Cambio - Telaio -
 from: to: Gearbox Chassis

A	B	C	D	F	H	Fig	N	O	P	Q	R	S	T	Fig
28	36	64.5	101.5	M24x1.5	96	2	39	-	30	-	-	421	-	5



Outer Joint	Driveshaft	Inner Joint
VX1079 VX1077 abs 51	VX3271 VX3273 abs 51	

Note: -

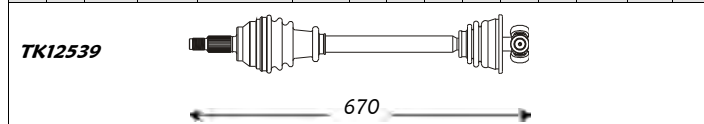


Inner Joint	Driveshaft	Outer Joint
	VX3272 VX3274 abs 51	VX1079 VX1077 abs 51

A	B	C	D	F	H	Fig	N	O	P	Q	R	S	T	Fig
28	27	65	98	M24x1.5	93	3	-	-	-	-	-	27.6	37	5

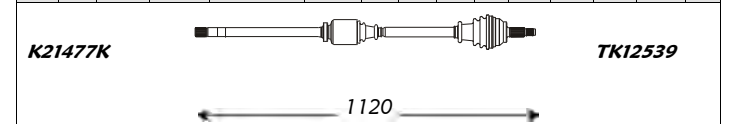
2.5 D kW 59 da: 06.98 09.00 a: PF1 - Cambio - Telaio -
 2.8 DTI kW 84 da: 06.98 --- a: - - Cambio - Telaio -

A	B	C	D	F	H	Fig	N	O	P	Q	R	S	T	Fig
28	27	65	98	M24x1.5	93	3	39	-	30	81.5	36	435	34	5



Outer Joint	Driveshaft	Inner Joint
VX1055 VX1056 abs 51	VX3176 VX3178 abs 51	

Note: -




Inner Joint	Driveshaft	Outer Joint
	VX3177 VX3179 abs 51	VX1055 VX1056 abs 51

A	B	C	D	F	H	Fig	N	O	P	Q	R	S	T	Fig
28	36	64.5	101.5	M24x1.5	96	2	39	-	39	88	-	74	38	5


3.0 DTI kW 100 da: 10.03 ---- a: PF6 - Cambio - Telaio -

A	B	C	D	F	H	Fig	N	O	P	Q	R	S	T	Fig
28	36	64.5	101.5	M24x1.5	96	2	39	-	30	88	-	549	38	5



Outer Joint	Driveshaft	Inner Joint
VX1077 abs 51	VX3268 abs 51	

Note: -




Inner Joint	Driveshaft	Outer Joint
	VX3269 abs 51	VX1077 abs 51

Vivaro (Front)

A	B	C	D	F	H	Fig	N	O	P	Q	R	S	T	Fig
27	26	56.4	91	M22x1.5	94	3	-	-	-	-	-	-	37	5

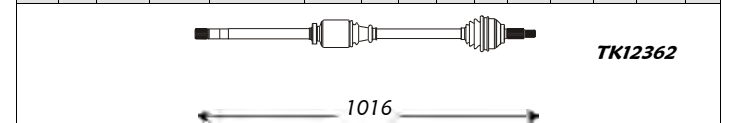
1.9 DI kW 60 da: 08.01 --- a: - - Cambio - Telaio -
 1.9 DTI kW 74 da: 08.01 --- a: - - Cambio - Telaio -
 2.0 16V kW 88 da: 08.01 --- a: - - Cambio - Telaio -

A	B	C	D	F	H	Fig	N	O	P	Q	R	S	T	Fig
27	26	56.4	91	M22x1.5	94	3	39	-	30	-	-	363	-	5



Outer Joint	Driveshaft	Inner Joint
VX1070	VX3228	

Note: -



Inner Joint	Driveshaft	Outer Joint
	VX3229	VX1070



Sinistra / Left

Vauxhall LCV

Destra / Right



Vivaro (Front)

kW *da:* *a:* *Cambio* *Telaio*
from: *to:* *Gearbox* *Chassis*

A	B	C	D	F	H	Fig	N	O	P	Q	R	S	T	Fig
27	37	57	102	M22x1.5	93	3	-	-	-	-	-	-	37	5

2.5 DT1 99 05.03 ---- - -

A	B	C	D	F	H	Fig	N	O	P	Q	R	S	T	Fig
27	37	57	102	M22x1.5	93	3	39	-	30	-	-	409	-	5

← 636 →

← 1058 →

Outer Joint	Driveshaft	Inner Joint
VX1076	VX3266	

Inner Joint	Driveshaft	Outer Joint
	VX3267	VX1076

Note : -



Sinistra / Left

Volkswagen

Destra / Right



Bora (Serie 1J2/1J6 - Front)

A	B	C	D	F	H	Fig	N	O	P	Q	R	S	T	Fig
36	30	53	81	M20x1.5	74	3	-	33	-	92	-	-	-	4

kW	da: from:	a: to:	Cambio Gearbox	Telaio Chassis
1.4 16V	55	03.00	---	-
1.6	74	10.98	---	-
1.9 SDI	50	10.98	---	-

A	B	C	D	F	H	Fig	N	O	P	Q	R	S	T	Fig
36	30	53	81	M20x1.5	74	3	-	33	-	92	-	-	-	4

TK11174  TK21170

554

TK21170  TK11174

822

Outer Joint	Driveshaft	Inner Joint
WW1118	WW3227	WW2060

Note : -

Inner Joint	Driveshaft	Outer Joint
WW2060	WW3228	WW1118

A	B	C	D	F	H	Fig	N	O	P	Q	R	S	T	Fig
36	30	53	90	M20x1.5	78	3	-	33	-	100	-	-	-	4

1.8	92	10.98	---	-
1.9 TDI	66/74/81	12.98	---	-
2.0	85	08.97	---	-

A	B	C	D	F	H	Fig	N	O	P	Q	R	S	T	Fig
36	30	53	90	M20x1.5	78	3	-	33	-	100	-	-	-	4

TK11172  K21195

553

K21195  TK11172

820

Outer Joint	Driveshaft	Inner Joint
WW1080	WW3292	WW2027

Note : -

Inner Joint	Driveshaft	Outer Joint
WW2027	WW3293	WW1080

A	B	C	D	F	H	Fig	N	O	P	Q	R	S	T	Fig
36	27	53	98	M20x1.5	78	3	-	-	-	-	-	-	-	-

1.9 TDI Aut.	74/85/96	08.97	----	-
2.3 V5 Aut.	110	08.97	----	-

A	B	C	D	F	H	Fig	N	O	P	Q	R	S	T	Fig
36	27	53	98	M20x1.5	78	3	-	-	-	-	-	-	-	-

521

Outer Joint	Driveshaft	Inner Joint
WW1120	WW3329	

Note : -

815

Inner Joint	Driveshaft	Outer Joint
	WW3330	WW1120



Sinistra / Left

Volkswagen

Destra / Right



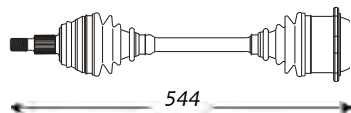
Bora (Serie 1J2/1J6 - Front)

A	B	C	D	F	H	Fig	N	O	P	Q	R	S	T	Fig
36	30	53	90	M20x1.5	78	3	-	-	73.5	108	-	-	-	5

2.3 V5

kW da: a: Cambio Telaio
from: to: Gearbox Chassis

110 08.97 10.00 - -



544

Outer Joint	Driveshaft	Inner Joint
WW1080	WW3229	

Note: -


Bora (Serie 1J2/1J6 - Rear)

A	B	C	D	F	H	Fig	N	O	P	Q	R	S	T	Fig
36	30	53	81	M20x1.5	74	3	-	33	-	100	-	-	-	-

tt 4Motion

kW da: a: Cambio Telaio
from: to: Gearbox Chassis

- 08.97 06.05 - -



650

Outer Joint	Driveshaft	Inner Joint
WW1118	WW3343	WW2027

Note: -

Derby (Serie 86 - Front)

A	B	C	D	F	H	Fig	N	O	P	Q	R	S	T	Fig
20	25	45.5	77	M20x1.5	74	3	-	33	-	92	-	-	-	4

0.9

kW da: a: Cambio Telaio
from: to: Gearbox Chassis

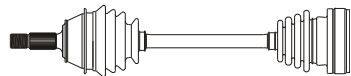
29 04.75 10.83 - -

1.0 29 10.81 12.84 - -

1.1 37 02.77 07.83 - -

1.3 37/55 09.82 12.84 - -

K11100



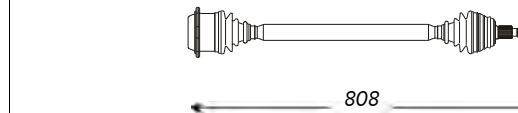
K21103

480

Outer Joint	Driveshaft	Inner Joint
WW1001	WW3001	WW2001

Note: -

A	B	C	D	F	H	Fig	N	O	P	Q	R	S	T	Fig
36	30	53	90	M20x1.5	78	3	-	-	73.5	108	-	-	-	5



808

Inner Joint	Driveshaft	Outer Joint
	WW3230	WW1080

A	B	C	D	F	H	Fig	N	O	P	Q	R	S	T	Fig
36	30	53	81	M20x1.5	74	3	-	33	-	100	-	-	-	-




522

Inner Joint	Driveshaft	Outer Joint
WW2027	WW3344	WW1118

A	B	C	D	F	H	Fig	N	O	P	Q	R	S	T	Fig
20	25	45.5	77	M20x1.5	74	3	-	33	-	92	-	-	-	4

K21103



K11100

732

Inner Joint	Driveshaft	Outer Joint
WW2001	WW3002	WW1001



Sinistra / Left

Volkswagen

Destra / Right




Fox (Serie 521 - Front)

A	B	C	D	F	H	Fig	N	O	P	Q	R	S	T	Fig
36	30	51.6	90	M16x1.5	-	3	-	33	-	94	-	-	-	-


kW	da: from:	a: to:	Cambio Gearbox	Telaio Chassis
51	04.05	----	-	-

A	B	C	D	F	H	Fig	N	O	P	Q	R	S	T	Fig
36	30	51.6	90	M16x1.5	-	3	-	33	-	94	-	-	-	-



Outer Joint	Driveshaft	Inner Joint
WW1138	WW3355	WW2060

Note : -



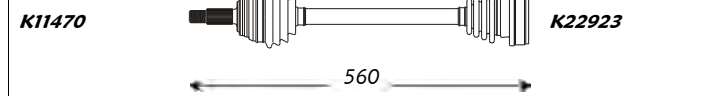
Inner Joint	Driveshaft	Outer Joint
WW2060	WW3356	WW1138

Golf Cabrio I (Serie 155 - Front)

A	B	C	D	F	H	Fig	N	O	P	Q	R	S	T	Fig
22	30	50	81	M20x1.5	78	1	-	33	-	94	-	-	-	4


kW	da: from:	a: to:	Cambio Gearbox	Telaio Chassis
40	02.79	02.80	-	-

A	B	C	D	F	H	Fig	N	O	P	Q	R	S	T	Fig
22	30	50	81	M20x1.5	78	1	-	33	-	94	-	-	-	4



Outer Joint	Driveshaft	Inner Joint
WW1003	WW3003	WW2002

Note : -

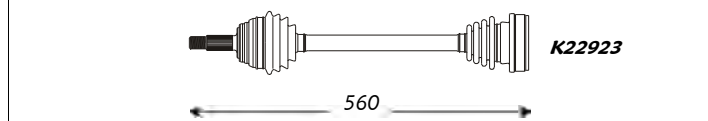


Inner Joint	Driveshaft	Outer Joint
WW2002	WW3004	WW1003

A	B	C	D	F	H	Fig	N	O	P	Q	R	S	T	Fig
22	30	50	81	M20x1.5	78	3	-	33	-	94	-	-	-	4

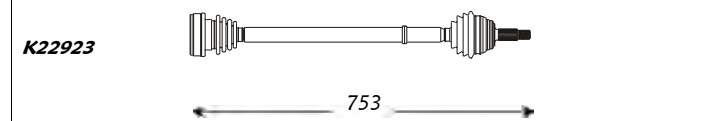
kW	da: from:	a: to:	Cambio Gearbox	Telaio Chassis
40	03.80	09.83	-	-

A	B	C	D	F	H	Fig	N	O	P	Q	R	S	T	Fig
22	30	50	81	M20x1.5	78	3	-	33	-	94	-	-	-	4



Outer Joint	Driveshaft	Inner Joint
WW1004	WW3258	WW2002

Note : -

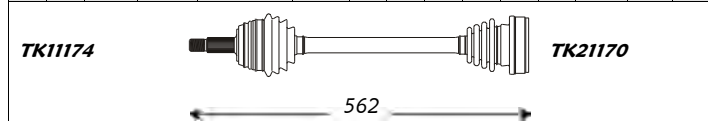


Inner Joint	Driveshaft	Outer Joint
WW2002	WW3259	WW1004

A	B	C	D	F	H	Fig	N	O	P	Q	R	S	T	Fig
22	30	53	81	M20x1.5	78	3	-	33	-	94	-	-	-	4

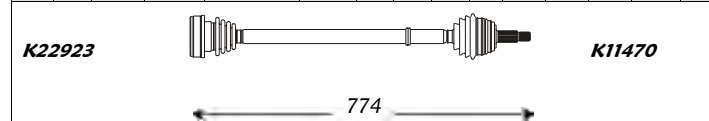
kW	da: from:	a: to:	Cambio Gearbox	Telaio Chassis
40	10.83	07.86	-	-

A	B	C	D	F	H	Fig	N	O	P	Q	R	S	T	Fig
22	30	53	81	M20x1.5	78	3	-	33	-	94	-	-	-	4



Outer Joint	Driveshaft	Inner Joint
WW1042	WW3005	WW2002

Note : -



Inner Joint	Driveshaft	Outer Joint
WW2002	WW3006	WW1042



Sinistra / Left

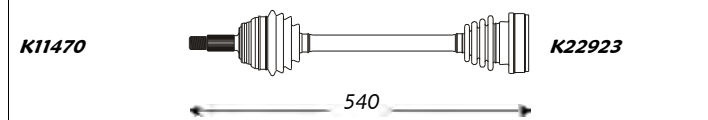
Volkswagen

Destra / Right



Golf Cabrio I (Serie 155 - Front)

A	B	C	D	F	H	Fig	N	O	P	Q	R	S	T	Fig
22	30	50	81	M20x1.5	78	1	-	33	-	94	-	-	-	4

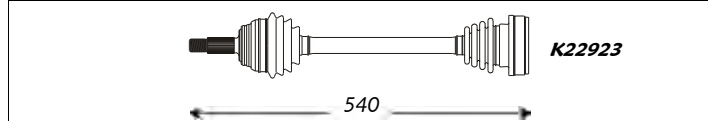


Outer Joint	Driveshaft	Inner Joint
WW1003	WW3007	WW2002

kW	da: from:	a: to:	Cambio Gearbox	Telaio Chassis
1.5	51	02.79	02.80	- -
1.6	55	02.79	02.80	- -
1.6 Aut.	55	02.79	02.80	- -
1.8	79/82	08.83	02.80	- -

Note : -

A	B	C	D	F	H	Fig	N	O	P	Q	R	S	T	Fig
22	30	50	81	M20x1.5	78	3	-	33	-	94	-	-	-	4

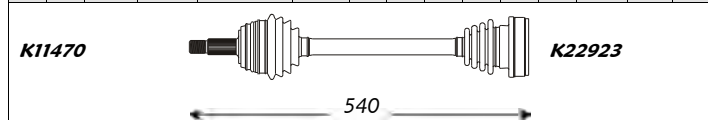


Outer Joint	Driveshaft	Inner Joint
WW1004	WW3260	WW2002

kW	da: from:	a: to:	Cambio Gearbox	Telaio Chassis
1.5	51	03.80	07.83	- -
1.6	55	03.80	09.83	- -
1.6 Aut.	55	03.80	09.83	- -
1.8	79/82	03.80	07.84	- -

Note : -

A	B	C	D	F	H	Fig	N	O	P	Q	R	S	T	Fig
22	30	53	81	M20x1.5	78	3	-	33	-	94	-	-	-	4

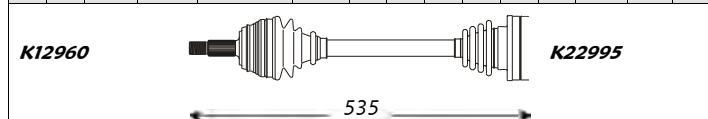


Outer Joint	Driveshaft	Inner Joint
WW1042	WW3009	WW2002

kW	da: from:	a: to:	Cambio Gearbox	Telaio Chassis
1.6	55	10.83	07.87	- -
1.6 Aut.	55	10.83	07.93	- -

Note : -

A	B	C	D	F	H	Fig	N	O	P	Q	R	S	T	Fig
22	30	53	90	M20x1.5	78	3	-	33	-	100	-	-	-	4

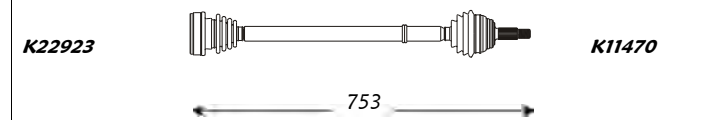


Outer Joint	Driveshaft	Inner Joint
WW1064	WW3122	WW2027

kW	da: from:	a: to:	Cambio Gearbox	Telaio Chassis
1.6	55	08.87	12.92	- -
1.8	79/82	08.84	07.92	- -
1.8	66	09.87	07.93	- -

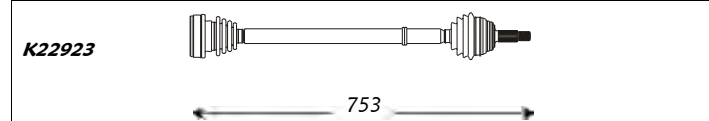
Note : -

A	B	C	D	F	H	Fig	N	O	P	Q	R	S	T	Fig
22	30	50	81	M20x1.5	78	1	-	33	-	94	-	-	-	4



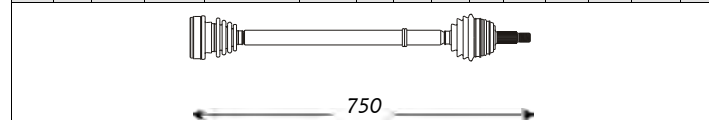
Inner Joint	Driveshaft	Outer Joint
WW2002	WW3004	WW1003

A	B	C	D	F	H	Fig	N	O	P	Q	R	S	T	Fig
22	30	50	81	M20x1.5	78	3	-	33	-	94	-	-	-	4



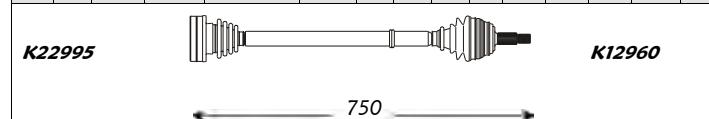
Inner Joint	Driveshaft	Outer Joint
WW2002	WW3259	WW1004

A	B	C	D	F	H	Fig	N	O	P	Q	R	S	T	Fig
22	30	53	81	M20x1.5	78	3	-	33	-	94	-	-	-	4



Inner Joint	Driveshaft	Outer Joint
WW2002	WW3091	WW1042

A	B	C	D	F	H	Fig	N	O	P	Q	R	S	T	Fig
22	30	53	90	M20x1.5	78	3	-	33	-	100	-	-	-	4



Inner Joint	Driveshaft	Outer Joint
WW2027	WW3129	WW1064



Sinistra / Left

Volkswagen

Destra / Right



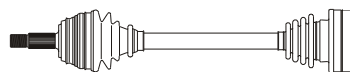
Golf Cabrio III (Serie 1E - Front)

A	B	C	D	F	H	Fig	N	O	P	Q	R	S	T	Fig
22	30	53	90	M20x1.5	78	3	-	33	-	100	-	-	-	4

kW	da: from:	a: to:	Cambio Gearbox	Telaio Chassis	
1.8	55/66	09.93	08.97	-	-
1.8 Aut.	55/66	09.93	08.97	-	-
2.0	85	09.93	08.97	-	-
2.0 Aut.	85	09.93	08.97	-	-

A	B	C	D	F	H	Fig	N	O	P	Q	R	S	T	Fig
22	30	53	90	M20x1.5	78	3	-	33	-	100	-	-	-	4

K12960



K22995

552

Outer Joint

Driveshaft

Inner Joint

WW1064

WW3144

WW2027

Note : -

K22995



K12960

792

Inner Joint

Driveshaft

Outer Joint

WW2027

WW3145

WW1064


Golf I (Serie 17 - Front)

A	B	C	D	F	H	Fig	N	O	P	Q	R	S	T	Fig
22	30	50	81	M20x1.5	78	1	-	33	-	94	-	-	-	4

kW	da: from:	a: to:	Cambio Gearbox	Telaio Chassis	
1.1	37	04.74	02.80	-	-
1.3	44	04.74	02.80	-	-

A	B	C	D	F	H	Fig	N	O	P	Q	R	S	T	Fig
22	30	50	81	M20x1.5	78	1	-	33	-	94	-	-	-	4

K11470



K22923

560

Outer Joint

Driveshaft

Inner Joint


WW1003

WW3003

WW2002

Note : -

K22923



K11470

753

Inner Joint

Driveshaft

Outer Joint

WW2002


WW3004

WW1003

A	B	C	D	F	H	Fig	N	O	P	Q	R	S	T	Fig
22	30	50	81	M20x1.5	78	3	-	33	-	94	-	-	-	4

kW	da: from:	a: to:	Cambio Gearbox	Telaio Chassis	
1.1	37	03.80	07.83	-	-
1.3	44	03.80	07.83	-	-

A	B	C	D	F	H	Fig	N	O	P	Q	R	S	T	Fig
22	30	50	81	M20x1.5	78	3	-	33	-	94	-	-	-	4



K22923

560

Outer Joint

Driveshaft

Inner Joint

WW1004

WW3258

WW2002

Note : -

K22923



753

Inner Joint

Driveshaft

Outer Joint

WW2002

WW3259

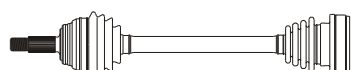
WW1004

A	B	C	D	F	H	Fig	N	O	P	Q	R	S	T	Fig
22	30	50	81	M20x1.5	78	1	-	33	-	94	-	-	-	4

kW	da: from:	a: to:	Cambio Gearbox	Telaio Chassis	
1.5	51	04.74	02.80	-	-
1.5 Aut.	51	04.74	02.80	-	-
1.5 D	37	08.76	02.80	-	-
1.6 D, Kat.	40/44	10.79	02.80	-	-
1.6 GTI	81	06.76	02.80	-	-
1.6 TD	51/60	03.82	02.80	-	-
1.6, 1.6 Aut.	51/55	04.74	02.80	-	-
1.8 GTI	82	08.82	02.80	-	-

A	B	C	D	F	H	Fig	N	O	P	Q	R	S	T	Fig
22	30	50	81	M20x1.5	78	1	-	33	-	94	-	-	-	4

K11470



K22923

540

Outer Joint

Driveshaft

Inner Joint

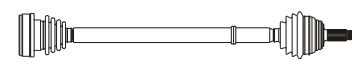
WW1003

WW3007

WW2002

Note : -

K22923



K11470

753

Inner Joint

Driveshaft

Outer Joint

WW2002

WW3004

WW1003



Sinistra / Left

Volkswagen

Destra / Right



Golf I (Serie 17 - Front)

A	B	C	D	F	H	Fig	N	O	P	Q	R	S	T	Fig
22	30	50	81	M20x1.5	78	3	-	33	-	94	-	-	-	4

	kW	da:	a:	Cambio	Telaio
		from:	to:	Gearbox	Chassis
1.5	51	03.80	07.83	-	-
1.5 Aut.	51	03.80	07.83	-	-
1.5 D	37	03.80	07.83	-	-
1.6	55	03.80	07.83	-	-
1.6 D	40	03.80	07.83	-	-
1.6 GTI	81	03.80	12.83	-	-
1.6 TD	51	03.80	07.83	-	-
1.8 GTI	82	03.80	07.83	-	-

A	B	C	D	F	H	Fig	N	O	P	Q	R	S	T	Fig
22	30	50	81	M20x1.5	78	3	-	33	-	94	-	-	-	4



540

Outer Joint

Driveshaft


Inner Joint

WW1004

WW3260

WW2002

Note : -



753

Inner Joint

Driveshaft

Outer Joint

WW2002

WW3259

WW1004


Golf II (Serie 19E - Front)

A	B	C	D	F	H	Fig	N	O	P	Q	R	S	T	Fig
22	30	53	81	M20x1.5	78	3	-	33	-	94	-	-	-	4

	kW	da:	a:	Cambio	Telaio
		from:	to:	Gearbox	Chassis
1.0	33	08.83	11.91	-	-
1.3	40/43	08.83	07.92	-	-

A	B	C	D	F	H	Fig	N	O	P	Q	R	S	T	Fig
22	30	53	81	M20x1.5	78	3	-	33	-	94	-	-	-	4

TK11174



562

TK21170

Outer Joint

Driveshaft

Inner Joint


WW1042

WW3005

WW2002

Note : -

K22923



774

K11470

Inner Joint

Driveshaft

Outer Joint

WW2002

WW3006

WW1042

A	B	C	D	F	H	Fig	N	O	P	Q	R	S	T	Fig
22	30	53	81	M20x1.5	78	3	-	33	-	94	-	-	-	4

1.6	51/55	08.83	07.92	-	-
1.6 Aut.	51/55	08.83	10.91	-	-
1.6 D, Kat.	40/44	08.83	10.91	-	-
1.6 TD	51/60	08.83	10.91	-	-
1.8	66	08.83	10.91	-	-
1.8 Aut.	66	01.84	10.91	-	-
1.8 GT	62	01.84	10.91	-	-
1.8 GT Aut.	62	08.83	10.91	-	-

A	B	C	D	F	H	Fig	N	O	P	Q	R	S	T	Fig
22	30	53	81	M20x1.5	78	3	-	33	-	94	-	-	-	4

K11470



540

K22923

Outer Joint

Driveshaft

Inner Joint

WW1042

WW3009

WW2002

Note : -

K22923



774

K11470

Inner Joint

Driveshaft

Outer Joint

WW2002

WW3006

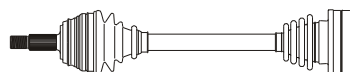
WW1042

A	B	C	D	F	H	Fig	N	O	P	Q	R	S	T	Fig
22	30	53	90	M20x1.5	78	3	-	33	-	100	-	-	-	4

1.8	66	05.83	---	-	-
1.8 GTI	82	01.84	10.91	-	-
1.8 GTI 16V	95/102	02.86	10.91	-	-

A	B	C	D	F	H	Fig	N	O	P	Q	R	S	T	Fig
22	30	53	90	M20x1.5	78	3	-	33	-	100	-	-	-	4

K12960



535

K22995

Outer Joint

Driveshaft

Inner Joint

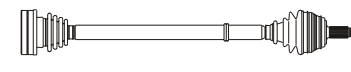
WW1064

WW3122

WW2027

Note : -

K22995



769

K12960

Inner Joint

Driveshaft

Outer Joint

WW2027

WW3123

WW1064



Sinistra / Left

Volkswagen

Destra / Right



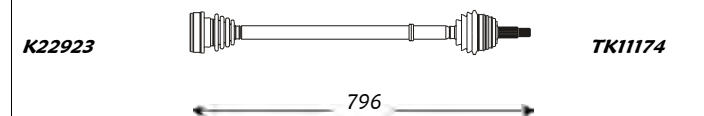
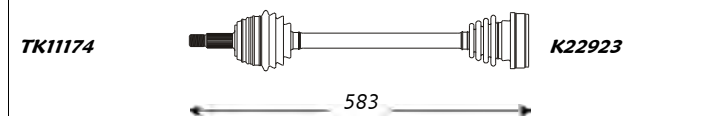
Golf III (Serie 1HX - Front)

kW	da:	a:	Cambio	Telaio
	from:	to:	Gearbox	Chassis

A	B	C	D	F	H	Fig	N	O	P	Q	R	S	T	Fig
22	30	53	81	M20x1.5	78	3	-	33	-	94	-	-	-	4

1.4	40/44	11.91	07.92	-	-
1.6 i Kat.	55	09.92	09.94	-	-

A	B	C	D	F	H	Fig	N	O	P	Q	R	S	T	Fig
22	30	53	81	M20x1.5	78	3	-	33	-	94	-	-	-	4



Outer Joint	Driveshaft	Inner Joint
WW1042	WW3142	WW2002

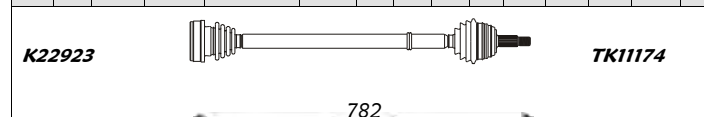
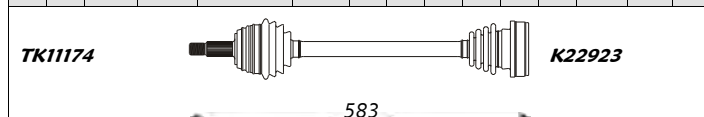
Inner Joint	Driveshaft	Outer Joint
WW2002	WW3143	WW1042

Note : -

A	B	C	D	F	H	Fig	N	O	P	Q	R	S	T	Fig
22	30	53	81	M20x1.5	78	3	-	33	-	94	-	-	-	4

1.4	40/44	08.92	12.92	-	-
-----	-------	-------	-------	---	---

A	B	C	D	F	H	Fig	N	O	P	Q	R	S	T	Fig
22	30	53	81	M20x1.5	78	3	-	33	-	94	-	-	-	4



Outer Joint	Driveshaft	Inner Joint
WW1042	WW3142	WW2002

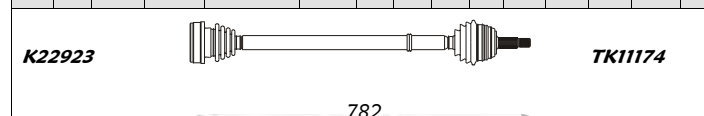
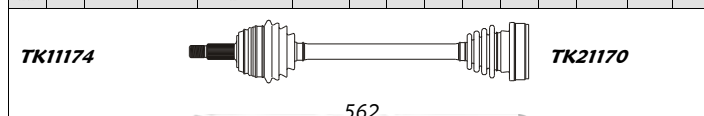
Inner Joint	Driveshaft	Outer Joint
WW2002	WW3148	WW1042

Note : -

A	B	C	D	F	H	Fig	N	O	P	Q	R	S	T	Fig
22	30	53	81	M20x1.5	78	3	-	33	-	94	-	-	-	4

1.4	40/44	01.93	08.97	-	-
-----	-------	-------	-------	---	---

A	B	C	D	F	H	Fig	N	O	P	Q	R	S	T	Fig
22	30	53	81	M20x1.5	78	3	-	33	-	94	-	-	-	4



Outer Joint	Driveshaft	Inner Joint
WW1042	WW3005	WW2002

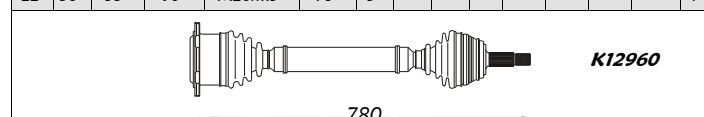
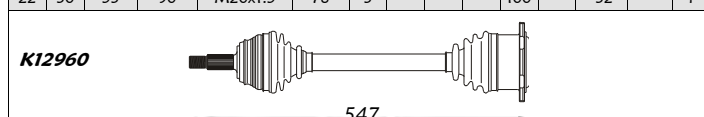
Inner Joint	Driveshaft	Outer Joint
WW2002	WW3148	WW1042

Note : -

A	B	C	D	F	H	Fig	N	O	P	Q	R	S	T	Fig
22	30	53	90	M20x1.5	78	3	-	-	-	100	-	32	-	4

1.6 Aut.	74	08.94	08.97	-	-
1.8 Aut.	55/66	08.94	08.97	-	-
1.9 TD Aut.	55	08.94	08.97	-	-
2.0 GTI Aut.	85	08.94	08.97	-	-

A	B	C	D	F	H	Fig	N	O	P	Q	R	S	T	Fig
22	30	53	90	M20x1.5	78	3	-	-	-	-	-	-	-	4



Outer Joint	Driveshaft	Inner Joint
WW1064	WW3243	

Inner Joint	Driveshaft	Outer Joint
	WW3244	WW1064

Note : -



Sinistra / Left

Volkswagen

Destra / Right



Golf III (Serie 1HX - Front)

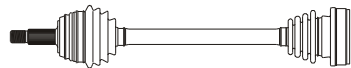
kW	da: from:	a: to:	Cambio Gearbox	Telaio Chassis
----	--------------	-----------	-------------------	-------------------

A	B	C	D	F	H	Fig	N	O	P	Q	R	S	T	Fig
22	30	53	81	M20x1.5	78	3	-	33	-	94	-	-	-	4

1.6 i Kat.
1.9 D

55/74	10.94	08.97	-	-
47	11.91	08.97	-	-

TK11174



TK21170

562

Outer Joint

Driveshaft

Inner Joint

WW1042

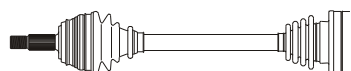
WW3005

WW2002

Note : -

A	B	C	D	F	H	Fig	N	O	P	Q	R	S	T	Fig
22	30	53	90	M20x1.5	78	3	-	33	-	100	-	-	-	4

K12960



K22995

552

Outer Joint

Driveshaft

Inner Joint

WW1064

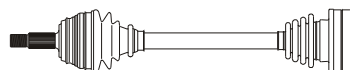
WW3144

WW2027

Note : -

A	B	C	D	F	H	Fig	N	O	P	Q	R	S	T	Fig
22	30	53	90	M20x1.5	78	3	-	33	-	100	-	-	-	4

K12960



K22995

551

Outer Joint

Driveshaft

Inner Joint

WW1064

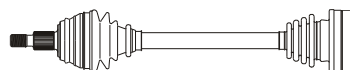
WW3150

WW2027

Note : -

A	B	C	D	F	H	Fig	N	O	P	Q	R	S	T	Fig
36	30	53	90	M20x1.5	78	3	-	33	-	100	-	-	-	4

TK11172



K21195

553

Outer Joint

Driveshaft

Inner Joint

WW1080


WW3053

WW2007

Note : -

A	B	C	D	F	H	Fig	N	O	P	Q	R	S	T	Fig
22	30	53	81	M20x1.5	78	3	-	33	-	94	-	-	-	4

K22923



TK11174

796

Inner Joint

Driveshaft

Outer Joint

WW2002

WW3143

WW1042

A	B	C	D	F	H	Fig	N	O	P	Q	R	S	T	Fig
22	30	53	90	M20x1.5	78	3	-	33	-	100	-	-	-	4

K22995



K12960

792

Inner Joint

Driveshaft

Outer Joint


WW2027

WW3145

WW1064

A	B	C	D	F	H	Fig	N	O	P	Q	R	S	T	Fig
22	30	53	90	M20x1.5	78	3	-	33	-	100	-	-	-	4

K22995



K12960

783

Inner Joint

Driveshaft

Outer Joint


WW2027

WW3151

WW1064

A	B	C	D	F	H	Fig	N	O	P	Q	R	S	T	Fig
36	30	53	90	M20x1.5	78	3	-	33	-	100	-	-	-	4

K21195



TK11172

783

Inner Joint

Driveshaft

Outer Joint

WW2027

WW3052

WW1080



Sinistra / Left

Volkswagen

Destra / Right




Golf IV (Serie 1J1 - Front)

A	B	C	D	F	H	Fig	N	O	P	Q	R	S	T	Fig
36	30	53	81	M20x1.5	74	3	-	33	-	92	-	-	-	4

kW	da: from:	a: to:	Cambio Gearbox	Telaio Chassis
1.4 16V	55	08.97	---	-
1.6	74	08.97	---	-
1.9 SDI	50	08.97	---	-

A	B	C	D	F	H	Fig	N	O	P	Q	R	S	T	Fig
36	30	53	81	M20x1.5	74	3	-	33	-	92	-	-	-	4

TK11174  TK21170

554

Outer Joint Driveshaft Inner Joint

WW1118 WW3227 WW2060

Note : -

TK21170  TK11174

822

Inner Joint Driveshaft Outer Joint

WW2060 WW3228 WW1118

A	B	C	D	F	H	Fig	N	O	P	Q	R	S	T	Fig
36	30	53	90	M20x1.5	78	3	-	-	-	-	-	-	-	-

kW	da: from:	a: to:	Cambio Gearbox	Telaio Chassis
1.6 16V	77	02.00	----	-

A	B	C	D	F	H	Fig	N	O	P	Q	R	S	T	Fig
36	30	53	90	M20x1.5	78	3	-	-	-	-	-	-	-	-

543

Outer Joint Driveshaft Inner Joint

WW1080 WW3323

Note : -

810

Inner Joint Driveshaft Outer Joint

WW2060 WW3324 WW1080

A	B	C	D	F	H	Fig	N	O	P	Q	R	S	T	Fig
36	30	53	90	M20x1.5	78	3	-	33	-	100	-	-	-	4

kW	da: from:	a: to:	Cambio Gearbox	Telaio Chassis
1.8	92	08.97	---	-
1.9 TDI	66/74/81	08.97	---	-
2.0	85	08.97	---	-

A	B	C	D	F	H	Fig	N	O	P	Q	R	S	T	Fig
36	30	53	90	M20x1.5	78	3	-	33	-	100	-	-	-	4


TK11172  K21195

553

Outer Joint Driveshaft Inner Joint

WW1080 WW3257 WW2007

Note : -

K21195  TK11172

823

Inner Joint Driveshaft Outer Joint

WW2007 WW3256 WW1080

A	B	C	D	F	H	Fig	N	O	P	Q	R	S	T	Fig
36	27	53	98	M20x1.5	78	3	-	-	-	-	-	-	-	-

kW	da: from:	a: to:	Cambio Gearbox	Telaio Chassis
1.8 T Aut.	110	08.97	----	-
1.9 TDI Aut.	74/85/96	08.97	----	-
2.3 V5 Aut.	110	08.97	----	-

A	B	C	D	F	H	Fig	N	O	P	Q	R	S	T	Fig
36	27	53	98	M20x1.5	78	3	-	-	-	-	-	-	-	-

521

Outer Joint Driveshaft Inner Joint

WW1120 WW3329

Note : -

815

Inner Joint Driveshaft Outer Joint

WW2007 WW3330 WW1120



Sinistra / Left

Volkswagen

Destra / Right

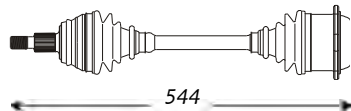


Golf IV (Serie 1J1 - Front)

A	B	C	D	F	H	Fig	N	O	P	Q	R	S	T	Fig
36	30	53	90	M20x1.5	78	3	-		73.5	108	-	-	-	5

kW	da: from:	a: to:	Cambio Gearbox	Telaio Chassis
110	08.97	--	-	-
110	08.97	10.00	-	-

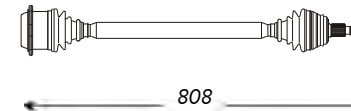
A	B	C	D	F	H	Fig	N	O	P	Q	R	S	T	Fig
36	30	53	90	M20x1.5	78	3	-		73.5	108	-	-	-	5



544

Outer Joint	Driveshaft	Inner Joint
WW1080	WW3229	

Note: -



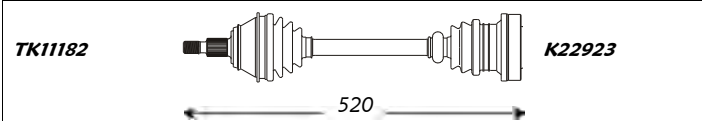
808

Inner Joint	Driveshaft	Outer Joint
	WW3230	WW1080

A	B	C	D	F	H	Fig	N	O	P	Q	R	S	T	Fig
36	27	53	98	M20x1.5	78	3	-	28	-	108	-	-	-	4

1.9 TDI	85/96/110	12.98	--	-	->1J1B07300
---------	-----------	-------	----	---	-------------

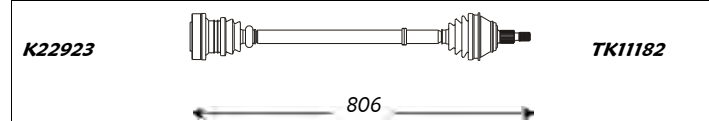
A	B	C	D	F	H	Fig	N	O	P	Q	R	S	T	Fig
36	27	53	98	M20x1.5	78	3	-	28	-	108	-	-	-	4



520

Outer Joint	Driveshaft	Inner Joint
WW1120	WW3241	WW2055

Note: -



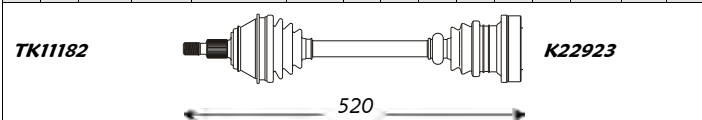
806

Inner Joint	Driveshaft	Outer Joint
WW2055	WW3242	WW1120

A	B	C	D	F	H	Fig	N	O	P	Q	R	S	T	Fig
36	27	53	98	M20x1.5	78	3	-	28	-	108	-	-	-	4

1.9 TDI	85/96/110	12.98	--	-	1J1B07301->
---------	-----------	-------	----	---	-------------

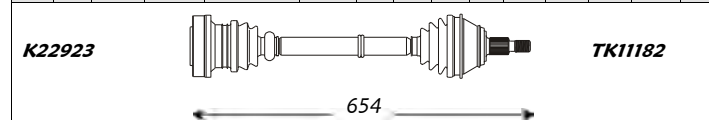
A	B	C	D	F	H	Fig	N	O	P	Q	R	S	T	Fig
36	27	53	98	M20x1.5	78	3	-	28	-	108	-	-	-	4



520

Outer Joint	Driveshaft	Inner Joint
WW1120	WW3241	WW2055

Note: -




654

Inner Joint	Driveshaft	Outer Joint
WW2055	WW3291	WW1120

A	B	C	D	F	H	Fig	N	O	P	Q	R	S	T	Fig
36	27	53	98	M20x1.5	78	3	-	28	-	108	-	-	-	-


2.8 V6 4Motion	150	03.99	----	-	-
----------------	-----	-------	------	---	---

A	B	C	D	F	H	Fig	N	O	P	Q	R	S	T	Fig
36	27	53	98	M20x1.5	78	3	-	28	-	108	-	-	-	-



Outer Joint	Driveshaft	Inner Joint
WW1120	WW3321	WW2055

Note: -



Inner Joint	Driveshaft	Outer Joint
WW2055	WW3322	WW1120



Sinistra / Left

Volkswagen

Destra / Right



Golf IV (Serie 1J1 - Rear)

kW da: a: Cambio Telaio
from: to: Gearbox Chassis

A	B	C	D	F	H	Fig	N	O	P	Q	R	S	T	Fig
36	30	53	81	M20x1.5	74	3	-	33	-	100	-	-	-	-

tt 4Motion - 08.97 06.05 - -

A	B	C	D	F	H	Fig	N	O	P	Q	R	S	T	Fig
36	30	53	81	M20x1.5	74	3	-	33	-	100	-	-	-	-

650

522

Outer Joint	Driveshaft	Inner Joint
WW1118	WW3343	WW2027

Inner Joint	Driveshaft	Outer Joint
WW2027	WW3344	WW1118

Note : -

Golf Syncro II (Serie 19E - Front)


kW da: a: Cambio Telaio
from: to: Gearbox Chassis

A	B	C	D	F	H	Fig	N	O	P	Q	R	S	T	Fig
22	30	53	81	M20x1.5	78	3	-	33	-	94	-	-	-	4

1.8 66/72 08.85 07.89 - -

A	B	C	D	F	H	Fig	N	O	P	Q	R	S	T	Fig
22	30	53	81	M20x1.5	78	3	-	33	-	94	-	-	-	4

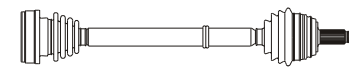
K11470



K22923

540

K22923



K11470

609

Outer Joint	Driveshaft	Inner Joint
WW1042	WW3009	WW2002

Inner Joint	Driveshaft	Outer Joint
WW2002	WW3119	WW1042

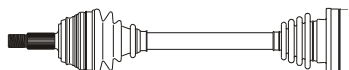
Note : -

A	B	C	D	F	H	Fig	N	O	P	Q	R	S	T	Fig
22	30	53	90	M20x1.5	78	3	-	33	-	100	-	-	-	4

1.8 66/72 08.89 07.91 - -

A	B	C	D	F	H	Fig	N	O	P	Q	R	S	T	Fig
22	30	53	90	M20x1.5	78	3	-	33	-	100	-	-	-	4

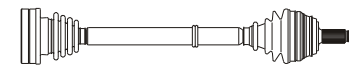
K12960



K22995

532

K22995



K12960

625

Outer Joint	Driveshaft	Inner Joint
WW1064	WW3056	WW2007

Inner Joint	Driveshaft	Outer Joint
WW2007	WW3057	WW1064

Note : -



Sinistra / Left

Volkswagen

Destra / Right



Golf Syncro II (Serie 19E - Rear)

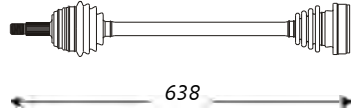
kW da: a: Cambio Telaio
from: to: Gearbox Chassis

A	B	C	D	F	H	Fig	N	O	P	Q	R	S	T	Fig
22	30	53	81	M20x1.5	78	3	-	33	-	92	-	-	-	4

1.8	66/72	08.85	07.91	-	-
-----	-------	-------	-------	---	---

A	B	C	D	F	H	Fig	N	O	P	Q	R	S	T	Fig
22	30	53	81	M20x1.5	78	3	-	33	-	92	-	-	-	4

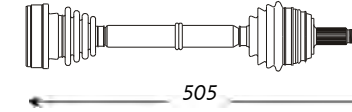
K12960



K22923

638

K22923



K12960

505

Outer Joint

Driveshaft

Inner Joint

WW1042
WW1122 abs 43

WW3120
WW3060 abs 43

WW2001

Inner Joint

Driveshaft

Outer Joint

WW2001

WW3262
WW3061 abs 43

WW1042
WW1122 abs 43

Note : -


Golf V (Serie 1K1 - Front)

kW da: a: Cambio Telaio
from: to: Gearbox Chassis

A	B	C	D	F	H	Fig	N	O	P	Q	R	S	T	Fig
36	30	58.5	81	M16x1.5	-	3	-	33	-	94	-	-	-	-

1.4 16v	55	10.03	----	-	-
---------	----	-------	------	---	---

A	B	C	D	F	H	Fig	N	O	P	Q	R	S	T	Fig
36	30	58.5	81	M16x1.5	-	3	-	33	-	94	-	-	-	-



559

Outer Joint


Driveshaft

Inner Joint

WW1139

WW3361

WW2060



779

Inner Joint

Driveshaft

Outer Joint

WW2060

WW3362


WW1139

Note : -

A	B	C	D	F	H	Fig	N	O	P	Q	R	S	T	Fig
36	30	59.5	90	-	40	3	-	33	-	100	-	-	-	-

1.6	75	01.04	----	-	-
-----	----	-------	------	---	---

A	B	C	D	F	H	Fig	N	O	P	Q	R	S	T	Fig
36	30	59.5	90	-	40	3	-	33	-	100	-	-	-	-



544

Outer Joint


Driveshaft

Inner Joint

WW1131

WW3333

WW2027



798

Inner Joint

Driveshaft

Outer Joint

WW2027

WW3334

WW1131

Note : -

A	B	C	D	F	H	Fig	N	O	P	Q	R	S	T	Fig
36	30	59.5	90	-	40	3	26	-	-	-	-	-	-	-

1.6 Aut.	75	01.04	----	6 Sp.	-
----------	----	-------	------	-------	---

A	B	C	D	F	H	Fig	N	O	P	Q	R	S	T	Fig
36	30	59.5	90	-	40	3	26	-	-	-	-	-	-	-



580


Outer Joint

Driveshaft

Inner Joint

WW1131

WW3358



876

Inner Joint

Driveshaft

Outer Joint

WW3359

WW1131

Note : -



Sinistra / Left

Volkswagen


Destra / Right



Golf V (Serie 1K1 - Front)

<i>kW</i>	<i>da:</i>	<i>a:</i>	<i>Cambio</i>	<i>Telaio</i>
	<i>from:</i>	<i>to:</i>	<i>Gearbox</i>	<i>Chassis</i>

A	B	C	D	F	H	Fig	N	O	P	Q	R	S	T	Fig
36	30	59,5	90	-	40	3	-	33	-	100	-	-	-	-




Outer Joint	Driveshaft	Inner Joint
WW1131	WW3353	WW2027

1.6 FSI	85	10.03	----	-	-
---------	----	-------	------	---	---


Note : -

A	B	C	D	F	H	Fig	N	O	P	Q	R	S	T	Fig
36	30	59,5	90	-	40	3	-	33	-	100	-	-	-	-



Inner Joint	Driveshaft	Outer Joint
WW2027	WW3354	WW1131

A	B	C	D	F	H	Fig	N	O	P	Q	R	S	T	Fig
36	30	59,5	90	-	40	3	-	33	-	100	-	-	-	-

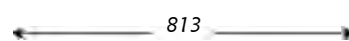


Outer Joint	Driveshaft	Inner Joint
WW1131	WW3325	WW2027

1.9 TDI	77	10.03	---	5/6 Sp.	-
1.9 TDI	66	05.04	---	5/6 Sp.	-


Note : -

A	B	C	D	F	H	Fig	N	O	P	Q	R	S	T	Fig
36	30	59,5	90	-	40	3	-	33	-	100	-	-	-	-



Inner Joint	Driveshaft	Outer Joint
WW2027	WW3326	WW1131

A	B	C	D	F	H	Fig	N	O	P	Q	R	S	T	Fig
36	27	59,5	100	-	-	-	-	28	-	108	-	-	-	-




Outer Joint	Driveshaft	Inner Joint
WW1132	WW3331	WW2055

1.9 TDI 4Motion	77	08.04	----	-	-
2.0 TDI 4Motion	103	08.04	----	-	-


Note : -

A	B	C	D	F	H	Fig	N	O	P	Q	R	S	T	Fig
36	27	59,5	100	-	-	-	-	-	-	-	-	-	-	-



Inner Joint	Driveshaft	Outer Joint
	WW3357	WW1132

A	B	C	D	F	H	Fig	N	O	P	Q	R	S	T	Fig
36	27	59,5	100	-	-	-	-	-	-	120	-	-	-	-




Outer Joint	Driveshaft	Inner Joint
WW1132	WW3337	

1.9 TDI Aut.	77	10.03	---	6 Sp.	-
--------------	----	-------	-----	-------	---

Note : -

A	B	C	D	F	H	Fig	N	O	P	Q	R	S	T	Fig
36	27	59,5	100	-	-	-	-	-	-	120	-	-	-	-



Inner Joint	Driveshaft	Outer Joint
	WW3351	WW1132



Sinistra / Left

Volkswagen

Destra / Right




Golf V (Serie 1K1 - Front)

kW da: a: Cambio Telaio
 from: to: Gearbox Chassis

A	B	C	D	F	H	Fig	N	O	P	Q	R	S	T	Fig
36	27	59,5	100	-	-	-	-	28	-	108	-	-	-	-


2.0 TDI 100/103 10.03 ---- 6 Sp. ->1K-5B068301

A	B	C	D	F	H	Fig	N	O	P	Q	R	S	T	Fig
36	27	59,5	100	-	-	-	-	28	-	108	-	-	-	-



Outer Joint	Driveshaft	Inner Joint
WW1132	WW3331	WW2055

Note : -




Inner Joint	Driveshaft	Outer Joint
WW2055	WW3331	WW1132

A	B	C	D	F	H	Fig	N	O	P	Q	R	S	T	Fig
36	27	59,5	100	-	-	-	-	28	-	108	-	-	-	-


2.0 TDI 100/103 10.03 ---- 6 Sp. 1K-5B068302 ->

A	B	C	D	F	H	Fig	N	O	P	Q	R	S	T	Fig
36	27	59,5	100	-	-	-	-	28	-	108	-	-	-	-



Outer Joint	Driveshaft	Inner Joint
WW1132	WW3331	WW2055

Note : -



Inner Joint	Driveshaft	Outer Joint
WW2055	WW3332	WW1132

A	B	C	D	F	H	Fig	N	O	P	Q	R	S	T	Fig
36	27	59,5	100	-	-	-	-	-	-	120	-	-	-	-


2.0 TDI Aut. 100/103 10.03 --,-- - ->1K-5B068301

A	B	C	D	F	H	Fig	N	O	P	Q	R	S	T	Fig
36	27	59,5	100	-	-	-	-	-	-	120	-	-	-	-



Outer Joint	Driveshaft	Inner Joint
WW1132	WW3337	

Note : -




Inner Joint	Driveshaft	Outer Joint
	WW3338	WW1132

A	B	C	D	F	H	Fig	N	O	P	Q	R	S	T	Fig
36	27	59,5	100	-	-	-	-	-	-	120	-	-	-	-


2.0 TDI Aut. 100/103 10.03 --,-- - 1K-5B068302 ->

A	B	C	D	F	H	Fig	N	O	P	Q	R	S	T	Fig
36	27	59,5	100	-	-	-	-	-	-	-	-	-	-	-



Outer Joint	Driveshaft	Inner Joint
WW1132	WW3337	

Note : -



Inner Joint	Driveshaft	Outer Joint
	WW3339	WW1132



Sinistra / Left

Volkswagen

Destra / Right



Golf V Plus (Serie 5M1 - Front)

kW	da:	a:	Cambio	Telaio
	from:	to:	Gearbox	Chassis

A	B	C	D	F	H	Fig	N	O	P	Q	R	S	T	Fig
36	30	58,5	81	M16x1.5	-	3	-	33	-	94	-	-	-	-

1.4 16v 55/59 01.05 --.. - -

A	B	C	D	F	H	Fig	N	O	P	Q	R	S	T	Fig
36	30	58,5	81	M16x1.5	-	3	-	33	-	94	-	-	-	-

← 559 →

Outer Joint	Driveshaft	Inner Joint
WW1139	WW3361	WW2060

Note : -

← 779 →

Inner Joint	Driveshaft	Outer Joint
WW2060	WW3362	WW1139

A	B	C	D	F	H	Fig	N	O	P	Q	R	S	T	Fig
36	30	59,5	90	-	40	3	-	33	-	100	-	-	-	-

1.6 75 05.05 --.. - -

A	B	C	D	F	H	Fig	N	O	P	Q	R	S	T	Fig
36	30	59,5	90	-	40	3	-	33	-	100	-	-	-	-

← 544 →

Outer Joint	Driveshaft	Inner Joint
WW1131	WW3333	WW2027

Note : -

← 798 →

Inner Joint	Driveshaft	Outer Joint
WW2027	WW3334	WW1131

A	B	C	D	F	H	Fig	N	O	P	Q	R	S	T	Fig
36	30	59,5	90	-	40	3	26	-	-	-	-	-	-	-

1.6 Aut. 75 05.05 --.. 6 Sp. -

A	B	C	D	F	H	Fig	N	O	P	Q	R	S	T	Fig
36	30	59,5	90	-	40	3	26	-	-	-	-	-	-	-

← 580 →

Outer Joint	Driveshaft	Inner Joint
WW1131	WW3358	

Note : -

← 876 →

Inner Joint	Driveshaft	Outer Joint
	WW3359	WW1131

A	B	C	D	F	H	Fig	N	O	P	Q	R	S	T	Fig
36	30	59,5	90	-	40	3	-	33	-	100	-	-	-	-

1.6 FSI 85 01.05 --.. - -

A	B	C	D	F	H	Fig	N	O	P	Q	R	S	T	Fig
36	30	59,5	90	-	40	3	-	33	-	100	-	-	-	-

← 553 →

Outer Joint	Driveshaft	Inner Joint
WW1131	WW3353	WW2027

Note : -

← - →

Inner Joint	Driveshaft	Outer Joint
WW2027	WW3354	WW1131



Sinistra / Left

Volkswagen

Destra / Right




Golf V Plus (Serie 5M1 - Front)

<i>kW</i>	<i>da:</i>	<i>a:</i>	<i>Cambio</i>	<i>Telaio</i>
	<i>from:</i>	<i>to:</i>	<i>Gearbox</i>	<i>Chassis</i>

A	B	C	D	F	H	Fig	N	O	P	Q	R	S	T	Fig
36	30	59,5	90	-	40	3	-	33	-	100	-	-	-	-

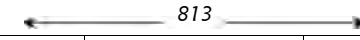
1.9 TDI	66	01.05	--	5/6 Sp.	-
1.9 TDI	77	05.05	--	5/6 Sp.	-

A	B	C	D	F	H	Fig	N	O	P	Q	R	S	T	Fig
36	30	59,5	90	-	40	3	-	33	-	100	-	-	-	-



Outer Joint	Driveshaft	Inner Joint
WW1131	WW3325	WW2027

Note : -




Inner Joint	Driveshaft	Outer Joint
WW2027	WW3326	WW1131

A	B	C	D	F	H	Fig	N	O	P	Q	R	S	T	Fig
36	27	59,5	100	-	-	-	-	-	-	120	-	-	-	-

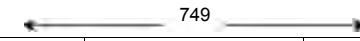
1.9 TDI Aut.	77	05.05	--	6 Sp.	-
--------------	----	-------	----	-------	---

A	B	C	D	F	H	Fig	N	O	P	Q	R	S	T	Fig
36	27	59,5	100	-	-	-	-	-	-	120	-	-	-	-



Outer Joint	Driveshaft	Inner Joint
WW1132	WW3337	

Note : -

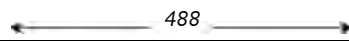


Inner Joint	Driveshaft	Outer Joint
	WW3351	WW1132

A	B	C	D	F	H	Fig	N	O	P	Q	R	S	T	Fig
36	27	59,5	100	-	-	-	-	28	-	108	-	-	-	-

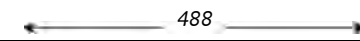
2.0 TDI	100/103	05.05	--	6 Sp.	->1K-5B068301
---------	---------	-------	----	-------	---------------

A	B	C	D	F	H	Fig	N	O	P	Q	R	S	T	Fig
36	27	59,5	100	-	-	-	-	28	-	108	-	-	-	-



Outer Joint	Driveshaft	Inner Joint
WW1132	WW3331	WW2055

Note : -




Inner Joint	Driveshaft	Outer Joint
WW2055	WW3331	WW1132

A	B	C	D	F	H	Fig	N	O	P	Q	R	S	T	Fig
36	27	59,5	100	-	-	-	-	28	-	108	-	-	-	-


2.0 TDI	100/103	05.05	--	6 Sp.	1K-5B068302 ->
---------	---------	-------	----	-------	----------------

A	B	C	D	F	H	Fig	N	O	P	Q	R	S	T	Fig
36	27	59,5	100	-	-	-	-	28	-	108	-	-	-	-



Outer Joint	Driveshaft	Inner Joint
WW1132	WW3331	WW2055

Note : -



Inner Joint	Driveshaft	Outer Joint
WW2055	WW3332	WW1132



Sinistra / Left

Volkswagen

Destra / Right

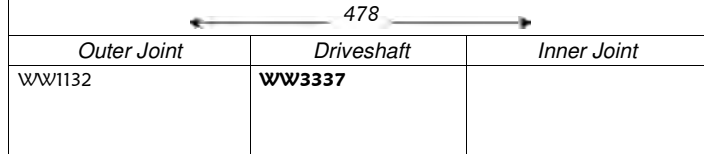


Golf V Plus (Serie 5M1 - Front)

A	B	C	D	F	H	Fig	N	O	P	Q	R	S	T	Fig
36	27	59,5	100	-	-	-	-	-	-	120	-	-	-	-

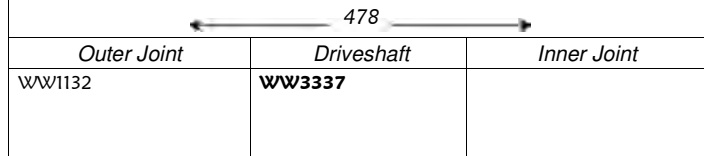
2.0 TDI Aut. kW da: a: Cambio Telaio
 from: to: Gearbox Chassis

100/103 05.05 --- - ->1K-5B068301



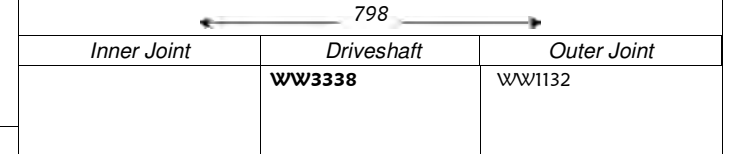
Note: -

A	B	C	D	F	H	Fig	N	O	P	Q	R	S	T	Fig
36	27	59,5	100	-	-	-	-	-	-	120	-	-	-	-



Note: -

A	B	C	D	F	H	Fig	N	O	P	Q	R	S	T	Fig
36	27	59,5	100	-	-	-	-	-	-	120	-	-	-	-

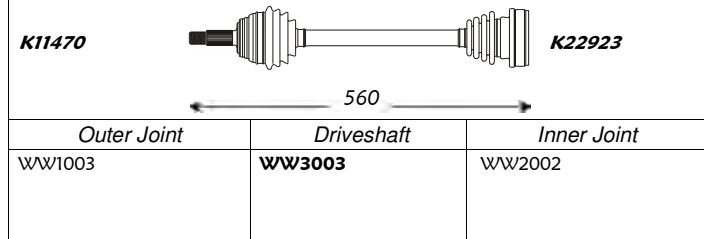


Jetta (Serie 17 - Front)

A	B	C	D	F	H	Fig	N	O	P	Q	R	S	T	Fig
22	30	50	81	M20x1.5	78	1	-	33	-	94	-	-	-	4

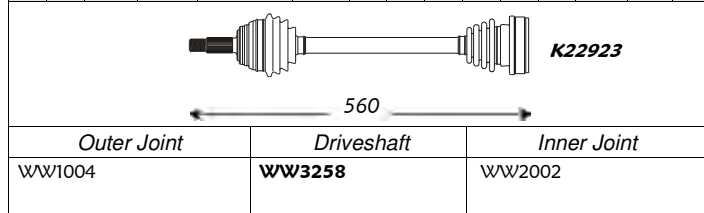
1.1 kW da: a: Cambio Telaio
 from: to: Gearbox Chassis

37 04.74 02.80 - -



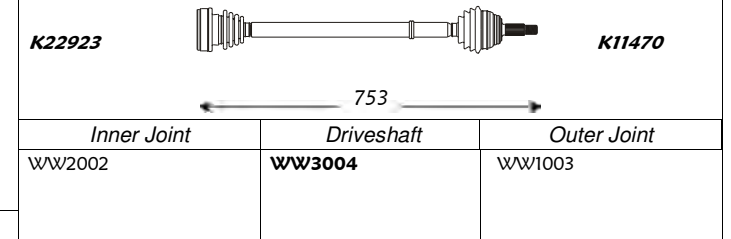
Note: -

A	B	C	D	F	H	Fig	N	O	P	Q	R	S	T	Fig
22	30	50	81	M20x1.5	78	3	-	33	-	94	-	-	-	4

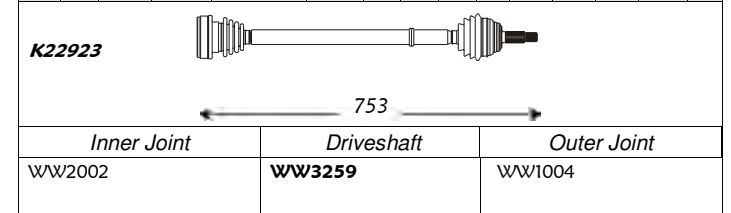


Note: -

A	B	C	D	F	H	Fig	N	O	P	Q	R	S	T	Fig
22	30	50	81	M20x1.5	78	1	-	33	-	94	-	-	-	4



A	B	C	D	F	H	Fig	N	O	P	Q	R	S	T	Fig
22	30	50	81	M20x1.5	78	3	-	33	-	94	-	-	-	4





Sinistra / Left

Volkswagen

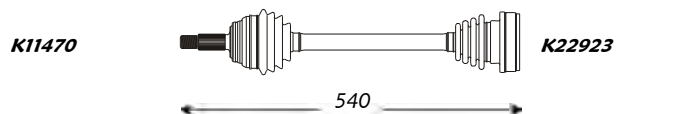
Destra / Right



Jetta (Serie 17 - Front)

A	B	C	D	F	H	Fig	N	O	P	Q	R	S	T	Fig
22	30	50	81	M20x1.5	78	1	-	33	-	94	-	-	-	4

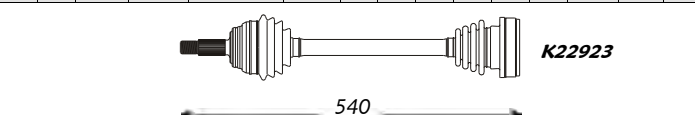
	kW	da: from:	a: to:	Cambio Gearbox	Telaio Chassis
1.5	51	04.74	02.80	-	-
1.5 Aut.	51	04.74	02.80	-	-
1.6	63/81	04.74	02.80	-	-
1.6 Aut.	63/81	04.74	02.80	-	-
1.6 D, TD	40/51	10.79	02.80	-	-



Outer Joint	Driveshaft	Inner Joint
WW1003	WW3007	WW2002

Note : -

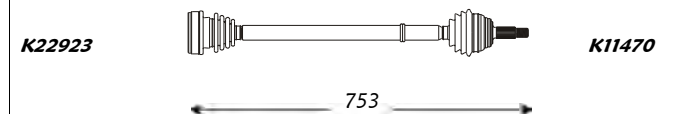
A	B	C	D	F	H	Fig	N	O	P	Q	R	S	T	Fig
22	30	50	81	M20x1.5	78	3	-	33	-	94	-	-	-	4



Outer Joint	Driveshaft	Inner Joint
WW1004	WW3260	WW2002

Note : -

A	B	C	D	F	H	Fig	N	O	P	Q	R	S	T	Fig
22	30	50	81	M20x1.5	78	1	-	33	-	94	-	-	-	4



Inner Joint	Driveshaft	Outer Joint
WW2002	WW3004	WW1003

Jetta (Serie 19E - Front)

A	B	C	D	F	H	Fig	N	O	P	Q	R	S	T	Fig
22	30	53	81	M20x1.5	78	3	-	33	-	94	-	-	-	4

	kW	da: from:	a: to:	Cambio Gearbox	Telaio Chassis
1.0	37	08.83	10.91	-	-
1.3	40/43	08.83	07.92	-	-
1.3 i	40	02.87	07.92	-	-



Outer Joint	Driveshaft	Inner Joint
WW1042	WW3005	WW2002

Note : -

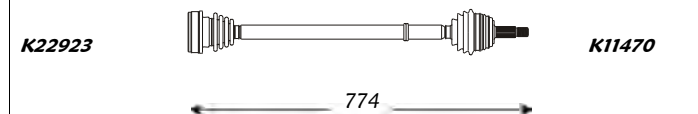
A	B	C	D	F	H	Fig	N	O	P	Q	R	S	T	Fig
22	30	53	81	M20x1.5	78	3	-	33	-	94	-	-	-	4



Outer Joint	Driveshaft	Inner Joint
WW1042	WW3009	WW2002

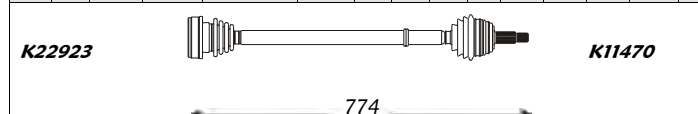
Note : -

A	B	C	D	F	H	Fig	N	O	P	Q	R	S	T	Fig
22	30	53	81	M20x1.5	78	3	-	33	-	94	-	-	-	4



Inner Joint	Driveshaft	Outer Joint
WW2002	WW3006	WW1042

A	B	C	D	F	H	Fig	N	O	P	Q	R	S	T	Fig
22	30	53	81	M20x1.5	78	3	-	33	-	94	-	-	-	4



Inner Joint	Driveshaft	Outer Joint
WW2002	WW3006	WW1042



Sinistra / Left

Volkswagen

Destra / Right



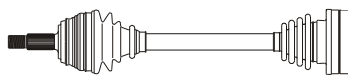
Jetta (Serie 19E - Front)

A	B	C	D	F	H	Fig	N	O	P	Q	R	S	T	Fig
22	30	53	90	M20x1.5	78	3	-	33	-	100	-	-	-	4

	kW	da:	a:	Cambio	Telaio
		from:	to:	Gearbox	Chassis
1.8 Aut.	82	08.82	07.83	-	-
1.8 GTI	79/82	01.84	10.91	-	-
1.8 GTI 16V	95/102	02.86	10.91	-	-
1.8 GTI 16V Aut.	95/102	02.86	10.91	-	-

A	B	C	D	F	H	Fig	N	O	P	Q	R	S	T	Fig
22	30	53	90	M20x1.5	78	3	-	33	-	100	-	-	-	4

K12960



K22995

535

Outer Joint

Driveshaft

Inner Joint

WW1064

WW3122

WW2027

Note : -

K22995



K12960

769

Inner Joint

Driveshaft

Outer Joint

WW2027

WW3123

WW1064


Jetta Syncro (Serie 19E - Front)

A	B	C	D	F	H	Fig	N	O	P	Q	R	S	T	Fig
22	30	53	81	M20x1.5	78	3	-	33	-	94	-	-	-	4

	kW	da:	a:	Cambio	Telaio
		from:	to:	Gearbox	Chassis
1.8	66	08.85	07.89	-	-

A	B	C	D	F	H	Fig	N	O	P	Q	R	S	T	Fig
22	30	53	81	M20x1.5	78	3	-	33	-	94	-	-	-	4

K11470



K22923

540

Outer Joint

Driveshaft

Inner Joint


WW1042

WW3009

WW2002

Note : -

K22923



K11470

774

Inner Joint

Driveshaft

Outer Joint

WW2002

WW3006

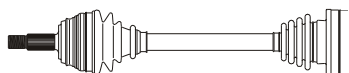
WW1042

A	B	C	D	F	H	Fig	N	O	P	Q	R	S	T	Fig
22	30	53	90	M20x1.5	78	3	-	33	-	100	-	-	-	4

	kW	da:	a:	Cambio	Telaio
		from:	to:	Gearbox	Chassis
1.8	66	08.89	07.91	-	-

A	B	C	D	F	H	Fig	N	O	P	Q	R	S	T	Fig
22	30	53	90	M20x1.5	78	3	-	33	-	100	-	-	-	4

K12960



K22995

532

Outer Joint

Driveshaft

Inner Joint

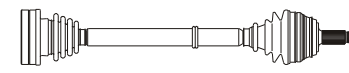
WW1064

WW3056

WW2007

Note : -

K22995



K12960

625

Inner Joint

Driveshaft

Outer Joint

WW2007

WW3057

WW1064



Sinistra / Left

Volkswagen

Destra / Right

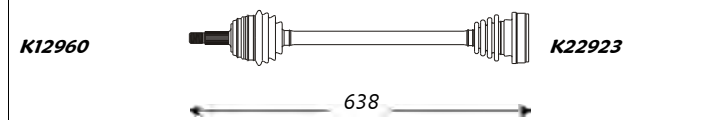


Jetta Syncro (Serie 19E - Rear)

A	B	C	D	F	H	Fig	N	O	P	Q	R	S	T	Fig
22	30	53	81	M20x1.5	78	3	-	33	-	92	-	-	-	4

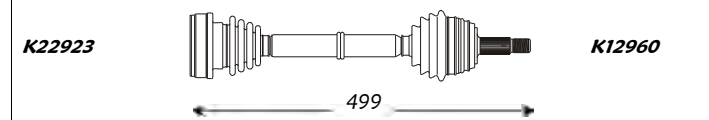
kW	da:	a:	Cambio	Telaio
	from:	to:	Gearbox	Chassis
1.8	66	08.85	07.89	- -

A	B	C	D	F	H	Fig	N	O	P	Q	R	S	T	Fig
22	30	53	81	M20x1.5	78	3	-	33	-	94	-	-	-	4



Outer Joint	Driveshaft	Inner Joint
WW1042	WW3120	WW2001

Note : -




Inner Joint	Driveshaft	Outer Joint
WW2002	WW3121	WW1042

K70 (Serie 48 - Front)

A	B	C	D	F	H	Fig	N	O	P	Q	R	S	T	Fig
27	25	41	90	M27x1.5	96	1	-	25	89	120	-	-	-	-


kW	da:	a:	Cambio	Telaio
	from:	to:	Gearbox	Chassis
1.6	-	---	08.72	- -
1.8	-	---	08.72	- -

A	B	C	D	F	H	Fig	N	O	P	Q	R	S	T	Fig
27	25	41	90	M27x1.5	96	1	-	25	89	120	-	-	-	-



Outer Joint	Driveshaft	Inner Joint
WW1121	WW3231	WW2053

Note : -



Inner Joint	Driveshaft	Outer Joint
WW2053	WW3231	WW1121

A	B	C	D	F	H	Fig	N	O	P	Q	R	S	T	Fig
27	25	41	90	M27x1.5	96	1	-	25	89	120	-	-	-	-

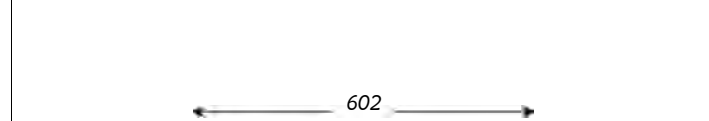
kW	da:	a:	Cambio	Telaio
	from:	to:	Gearbox	Chassis
1.6	-	09.72	02.75	- -
1.8	-	09.72	02.75	- -

A	B	C	D	F	H	Fig	N	O	P	Q	R	S	T	Fig
27	25	41	90	M27x1.5	96	1	-	25	89	120	-	-	-	-



Outer Joint	Driveshaft	Inner Joint
WW1121	WW3232	WW2054

Note : -



Inner Joint	Driveshaft	Outer Joint
WW2054	WW3232	WW1121



Sinistra / Left

Volkswagen

Destra / Right



Kaefer/Maggiolino (Rear)

													kW	da:	a:	Cambio	Telaio																			
													from:	to:	Gearbox	Chassis																				
A	B	C	D	F	H	Fig	N	O	P	Q	R	S	T	Fig							A	B	C	D	F	H	Fig	N	O	P	Q	R	S	T	Fig	
-	33	-	94	-	-	-	-	33	-	94	-	-	-	4	1.3	29	08.70	08.75	-	-	-	-	33	-	94	-	-	-	-	33	-	94	-	-	-	4
<p>416</p>													<p>416</p>																							
Outer Joint			Driveshaft				Inner Joint						Inner Joint			Driveshaft				Outer Joint																
WW2002			WW3064				WW2002						WW2002			WW3064				WW2002																
Note : -																																				
-	33	-	94	-	-	-	-	33	-	94	-	-	-	-	1.5 Aut.	32	07.68	07.73	-	-	-	-	33	-	94	-	-	-	33	-	94	-	-	-	-	
<p>411</p>													<p>434</p>																							
Outer Joint			Driveshaft				Inner Joint						Inner Joint			Driveshaft				Outer Joint																
WW2002			WW3317				WW2002						WW2002			WW3318				WW2002																
Note : -																																				

Lupo (Serie 6X1/6E1 - Front)

													kW	da:	a:	Cambio	Telaio																		
													from:	to:	Gearbox	Chassis																			
A	B	C	D	F	H	Fig	N	O	P	Q	R	S	T	Fig							A	B	C	D	F	H	Fig	N	O	P	Q	R	S	T	Fig
22	30	53	81	M20x1.5	78	3	-	33	-	94	-	-	-	4	1.0	37	10.98	--	-	-	-	33	-	94	-	-	33	-	94	-	-	-	-	4	
<p>525</p>													<p>750</p>																						
Outer Joint			Driveshaft				Inner Joint						Inner Joint			Driveshaft				Outer Joint															
WW1095			WW3225				WW2002						WW2002			WW3226				WW1095															
Note : -																																			
22	30	53	81	M20x1.5	78	3	-	33	-	94	-	-	-	1.0	37	10.98	05.00	-	-	-	33	-	94	-	-	33	-	94	-	-	-	-	-		
<p>501</p>													<p>765</p>																						
Outer Joint			Driveshaft				Inner Joint						Inner Joint			Driveshaft				Outer Joint															
WW1095			WW3349				WW2002						WW2002			WW3350				WW1095															
Note : Engine AHT																																			



Sinistra / Left

Volkswagen

Destra / Right



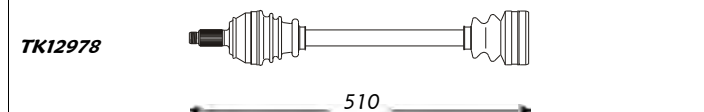
Lupo (Serie 6X1/6E1 - Front)

kW	da:	a:	Cambio	Telaio
	from:	to:	Gearbox	Chassis

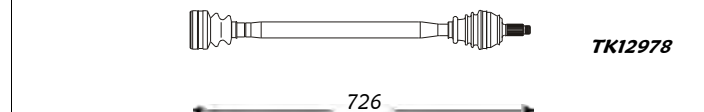
A	B	C	D	F	H	Fig	N	O	P	Q	R	S	T	Fig
20	26	43	70	M16x1.5	57	2	-	-	-	-	-	-	39.3	5

1.2 TDI	45	06.99	--	-	-
---------	----	-------	----	---	---

A	B	C	D	F	H	Fig	N	O	P	Q	R	S	T	Fig
20	26	43	70	M16x1.5	57	2	-	-	-	-	-	-	39.3	5



Outer Joint	Driveshaft	Inner Joint
WW1127	WW3289	



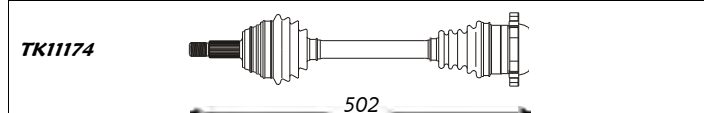
Inner Joint	Driveshaft	Outer Joint
	WW3290	WW1127

Note : -

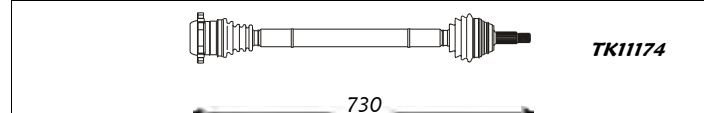
A	B	C	D	F	H	Fig	N	O	P	Q	R	S	T	Fig
22	30	53	81	M20x1.5	78	3	-	-	72	100	-	-	39.3	5

1.4 16V Aut.	55	05.00	--	-	-
--------------	----	-------	----	---	---

A	B	C	D	F	H	Fig	N	O	P	Q	R	S	T	Fig
22	30	53	81	M20x1.5	78	3	-	-	72	100	-	-	39.3	5



Outer Joint	Driveshaft	Inner Joint
WW1095	WW3297	



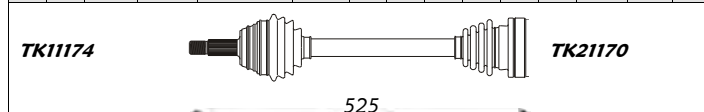
Inner Joint	Driveshaft	Outer Joint
	WW3298	WW1095

Note : -

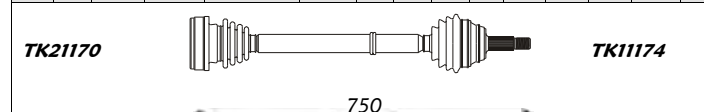
A	B	C	D	F	H	Fig	N	O	P	Q	R	S	T	Fig
22	30	53	81	M20x1.5	78	3	-	33	-	94	-	-	-	4

1.4 FSI	77	04.98	--	-	-
---------	----	-------	----	---	---

A	B	C	D	F	H	Fig	N	O	P	Q	R	S	T	Fig
22	30	53	81	M20x1.5	78	3	-	33	-	94	-	-	-	4



Outer Joint	Driveshaft	Inner Joint
WW1095	WW3283	WW2002



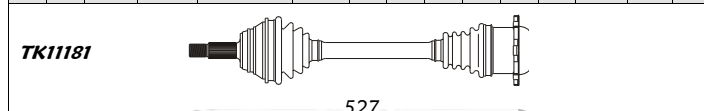
Inner Joint	Driveshaft	Outer Joint
WW2002	WW3226	WW1095

Note : -

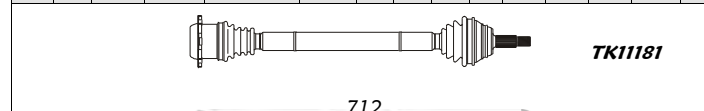
A	B	C	D	F	H	Fig	N	O	P	Q	R	S	T	Fig
22	30	53	88	M20x1.5	79	3	-	-	-	-	-	-	-	-

1.4 TDI	55	05.99	--	ESP/EXB	-
---------	----	-------	----	---------	---

A	B	C	D	F	H	Fig	N	O	P	Q	R	S	T	Fig
22	30	53	88	M20x1.5	79	3	-	-	-	-	-	-	-	-



Outer Joint	Driveshaft	Inner Joint
WW1125	WW3286	WW2057



Inner Joint	Driveshaft	Outer Joint
WW2057	WW3288	WW1125

Note : Axle Ø22 --> 6X1060000 / Axle Ø27 6X1060000 -->



Sinistra / Left

Volkswagen

Destra / Right



Lupo (Serie 6X1/6E1 - Front)

A	B	C	D	F	H	Fig	N	O	P	Q	R	S	T	Fig
22	30	53	88	M20x1.5	79	3	-	-	-	-	-	-	-	-

kW	da: from:	a: to:	Cambio Gearbox	Telaio Chassis
55	05.99	--	GAX	-

A	B	C	D	F	H	Fig	N	O	P	Q	R	S	T	Fig
22	30	53	88	M20x1.5	79	3	-	-	-	-	-	-	-	-

TK11181



Outer Joint	Driveshaft	Inner Joint
WW1125	WW3299	

Note : -

TK11181



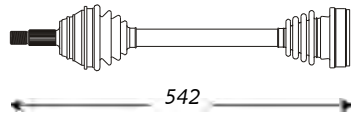
Inner Joint	Driveshaft	Outer Joint
	WW3300	WW1125

A	B	C	D	F	H	Fig	N	O	P	Q	R	S	T	Fig
22	30	53	88	M20x1.5	79	3	-	33	-	94	-	-	-	-

kW	da: from:	a: to:	Cambio Gearbox	Telaio Chassis
92	06.00	--	-	-

A	B	C	D	F	H	Fig	N	O	P	Q	R	S	T	Fig
22	30	53	88	M20x1.5	79	3	-	33	-	94	-	-	-	-

TK11181



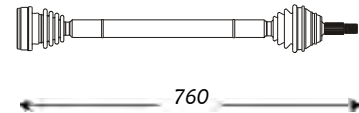
542

TK21170

Outer Joint	Driveshaft	Inner Joint
WW1125	WW3281	WW2060

Note : -

TK21170



760

TK11181

Inner Joint	Driveshaft	Outer Joint
WW2060	WW3282	WW1125

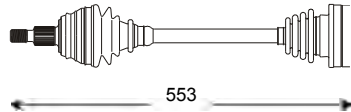
New Beetle (Serie 9C1 - Front)

A	B	C	D	F	H	Fig	N	O	P	Q	R	S	T	Fig
36	30	53	90	M20x1.5	78	3	-	33	-	100	-	-	-	4

kW	da: from:	a: to:	Cambio Gearbox	Telaio Chassis
74/75	01.98	--	-	-

A	B	C	D	F	H	Fig	N	O	P	Q	R	S	T	Fig
36	30	53	90	M20x1.5	78	3	-	33	-	100	-	-	-	4

TK11172



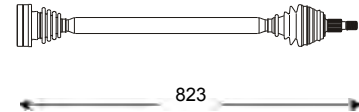
553

K21195

Outer Joint	Driveshaft	Inner Joint
WW1080	WW3257	WW2007

Note : -

K21195



823

TK11172

Inner Joint	Driveshaft	Outer Joint
WW2007	WW3256	WW1080



Sinistra / Left

Volkswagen

Destra / Right



New Beetle (Serie 9C1 - Rear)


A	B	C	D	F	H	Fig	N	O	P	Q	R	S	T	Fig
36	30	53	81	M20x1.5	74	3	-	33	-	100	-	-	-	-

tt	kW	da:	a:	Cambio	Telaio
		from:	to:	Gearbox	Chassis
4Motion	-	01.98	----	-	-

A	B	C	D	F	H	Fig	N	O	P	Q	R	S	T	Fig
36	30	53	81	M20x1.5	74	3	-	33	-	100	-	-	-	-



Outer Joint	Driveshaft	Inner Joint
WW1118	WW3343	WW2027



Inner Joint	Driveshaft	Outer Joint
WW2027	WW3344	WW1118

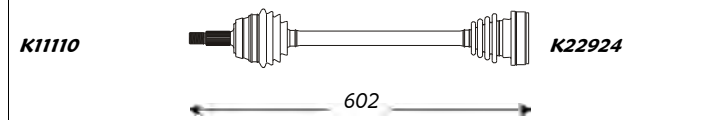
Note : -

Passat (Serie 32 - Front)

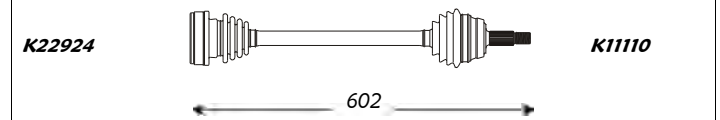
A	B	C	D	F	H	Fig	N	O	P	Q	R	S	T	Fig
22	30	51	81	M20x1.5	79	1	-	33	-	94	-	-	-	-

	kW	da:	a:	Cambio	Telaio
		from:	to:	Gearbox	Chassis
1.3	44	05.73	11.80	-	-
1.5	55/62	05.73	12.75	-	-
1.6	51/63	05.73	11.80	-	-

A	B	C	D	F	H	Fig	N	O	P	Q	R	S	T	Fig
22	30	51	81	M20x1.5	79	1	-	33	-	94	-	-	-	-



Outer Joint	Driveshaft	Inner Joint
WW1011	WW3039	WW2002



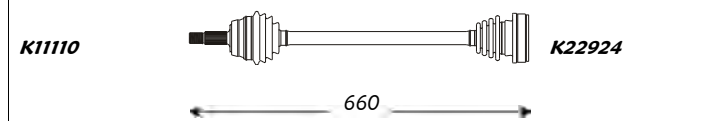
Inner Joint	Driveshaft	Outer Joint
WW2002	WW3039	WW1011

Note : -

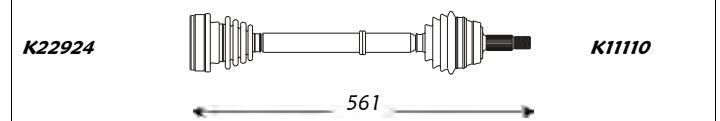
A	B	C	D	F	H	Fig	N	O	P	Q	R	S	T	Fig
22	30	51	81	M20x1.5	79	1	-	33	-	94	-	-	-	4

1.5 Aut.	55/62	05.73	12.75	-	-
1.6 Aut.	63	09.75	04.80	-	-

A	B	C	D	F	H	Fig	N	O	P	Q	R	S	T	Fig
22	30	51	81	M20x1.5	79	1	-	33	-	94	-	-	-	4



Outer Joint	Driveshaft	Inner Joint
WW1011	WW3248	WW2002



Inner Joint	Driveshaft	Outer Joint
WW2002	WW3249	WW1011

Note : -



Sinistra / Left

Volkswagen

Destra / Right

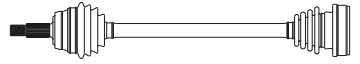


Passat (Serie 32B - Front)

A	B	C	D	F	H	Fig	N	O	P	Q	R	S	T	Fig
22	30	51	81	M20x1.5	79	3	-	33	-	94	-	-	-	4

kW	da: from:	a: to:	Cambio Gearbox	Telaio Chassis	
1.3	44	08.80	07.87	-	-
1.6	55/62	08.80	03.88	-	-
1.6	81	12.80	03.88	-	-
1.6 D	40	08.80	03.88	-	-
1.6 TD	51	12.81	03.88	-	-
1.8	66	01.83	03.88	-	-

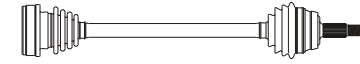
A	B	C	D	F	H	Fig	N	O	P	Q	R	S	T	Fig
22	30	51	81	M20x1.5	79	3	-	33	-	94	-	-	-	4

K11110  **K22924**

← 627 →

Outer Joint	Driveshaft	Inner Joint
WW1012	WW3163	WW2002

Note: -

K22924  **K11110**


← 627 →

Inner Joint	Driveshaft	Outer Joint
WW2002	WW3163	WW1012

A	B	C	D	F	H	Fig	N	O	P	Q	R	S	T	Fig
22	30	51	81	M20x1.5	79	3	-	33	-	94	-	-	-	4

1.6 Aut.	55/62	08.80	03.88	-	-
1.6 Aut.	81	08.80	03.88	-	-
1.6 D Aut.	40	08.80	03.88	-	-
1.6 TD Aut.	51	12.81	07.85	-	-
1.8 Aut.	66	01.83	03.88	-	-

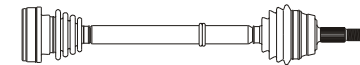
A	B	C	D	F	H	Fig	N	O	P	Q	R	S	T	Fig
22	30	51	81	M20x1.5	79	3	-	33	-	94	-	-	-	4

K11110  **K21192**

← 685 →

Outer Joint	Driveshaft	Inner Joint
WW1012	WW3250	WW2002

Note: -

K21192  **K11110**


← 588 →

Inner Joint	Driveshaft	Outer Joint
WW2002	WW3251	WW1012

A	B	C	D	F	H	Fig	N	O	P	Q	R	S	T	Fig
22	30	51	81	M20x1.5	79	3	-	33	-	94	-	-	-	4

1.9	85	01.81	12.82	-	-
2.0	85	01.83	03.88	-	-
2.2	85	01.81	12.82	-	-

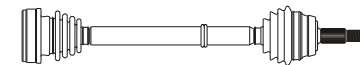
A	B	C	D	F	H	Fig	N	O	P	Q	R	S	T	Fig
22	30	51	81	M20x1.5	79	3	-	33	-	94	-	-	-	4

K11110  **K22923**

← 641 →

Outer Joint	Driveshaft	Inner Joint
WW1012	WW3045	WW2002

Note: -

K22923  **K11110**


← 595 →

Inner Joint	Driveshaft	Outer Joint
WW2002	WW3046	WW1012

A	B	C	D	F	H	Fig	N	O	P	Q	R	S	T	Fig
22	30	51	90	M20x1.5	78	3	-	33	-	100	-	-	-	4

1.9	85	01.83	07.83	-	-
2.2 , 2.23	85	01.83	03.88	-	-
2.3	85	08.85	07.86	-	-

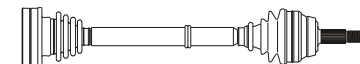
A	B	C	D	F	H	Fig	N	O	P	Q	R	S	T	Fig
22	30	51	90	M20x1.5	78	3	-	33	-	100	-	-	-	4

K12925  **K22985**

← 643 →

Outer Joint	Driveshaft	Inner Joint
WW1091	WW3047	WW2027

Note: -

K22985  **K12925**

← 599 →

Inner Joint	Driveshaft	Outer Joint
WW2027	WW3048	WW1091



Sinistra / Left

Volkswagen

Destra / Right




Passat (Serie 32B - Front)

A	B	C	D	F	H	Fig	N	O	P	Q	R	S	T	Fig
22	30	51	81	M20x1.5	79	3	-	33	-	94	-	-	-	4

kW	da:	a:	Cambio	Telaio	
	from:	to:	Gearbox	Chassis	
1.9 Aut.	85	01.81	12.82	-	-
2.2 Aut.	85	08.80	12.82	-	-

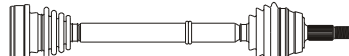
A	B	C	D	F	H	Fig	N	O	P	Q	R	S	T	Fig
22	30	51	81	M20x1.5	79	3	-	33	-	94	-	-	-	4

K11110  **K22924**

680

Outer Joint	Driveshaft	Inner Joint
WW1012	WW3246	WW2002

Note: -

K22924  **K11110**

582


Inner Joint	Driveshaft	Outer Joint
WW2002	WW3247	WW1012

Note: -

A	B	C	D	F	H	Fig	N	O	P	Q	R	S	T	Fig
22	30	51	90	M20x1.5	78	3	-	33	-	100	-	-	-	4

1.9 Aut.	85	01.83	07.83	-	-
2.2 Aut.	85	01.83	03.88	-	-
2.3 Aut.	85	08.85	07.86	-	-

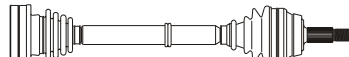
A	B	C	D	F	H	Fig	N	O	P	Q	R	S	T	Fig
22	30	51	90	M20x1.5	78	3	-	33	-	100	-	-	-	4

K12935  **K21137**

676

Outer Joint	Driveshaft	Inner Joint
WW1091	WW3252	WW2027

Note: -

K21137  **K12935**

573


Inner Joint	Driveshaft	Outer Joint
WW2027	WW3253	WW1091

Note: -

A	B	C	D	F	H	Fig	N	O	P	Q	R	S	T	Fig
22	25	51	90	M20x1.5	78	1	-	28	-	108	-	-	-	4

2.2	100	06.86	03.88	-	-
2.3	100	08.84	03.88	-	-

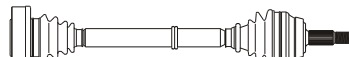
A	B	C	D	F	H	Fig	N	O	P	Q	R	S	T	Fig
22	25	51	90	M20x1.5	78	1	-	28	-	108	-	-	-	4

K11105  **K21135**

642

Outer Joint	Driveshaft	Inner Joint
WW1092	WW3159	WW2043

Note: -

K21135  **K11105**

595

Inner Joint	Driveshaft	Outer Joint
WW2043	WW3160	WW1092


Note: -

Passat (Serie 3A2,35I - Front)

A	B	C	D	F	H	Fig	N	O	P	Q	R	S	T	Fig
22	30	53	81	M20x1.5	78	3	-	33	-	94	-	-	-	4

kW	da:	a:	Cambio	Telaio	
	from:	to:	Gearbox	Chassis	
1.6	55/62/81	04.88	07.90	-	-
1.6 Kat.	51	04.88	07.90	-	-
1.6 TD	51	04.88	07.90	-	-


A	B	C	D	F	H	Fig	N	O	P	Q	R	S	T	Fig
22	30	53	81	M20x1.5	78	3	-	33	-	94	-	-	-	4

TK11174  **TK21170**

562

Outer Joint	Driveshaft	Inner Joint
WW1042	WW3005	WW2002

Note: -

K22923  **TK11174**

796

Inner Joint	Driveshaft	Outer Joint
WW2002	WW3143	WW1042

Note: -



Sinistra / Left

Volkswagen

Destra / Right



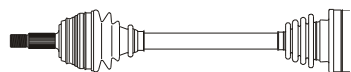
Passat (Serie 3A2,35I - Front)

A	B	C	D	F	H	Fig	N	O	P	Q	R	S	T	Fig
22	30	53	90	M20x1.5	78	3	-	33	-	100	-	-	-	4

kW	da: from:	a: to:	Cambio Gearbox	Telaio Chassis
59	08.90	10.93	-	-
51/81	08.90	--	-	-
55/102	04.88	10.93	-	-
55/82	04.88	--	-	-
50/55	05.89	--	-	-
55/66	03.91	09.96	-	-
110	08.88	10.93	-	-
85/100	08.88	--	-	-

A	B	C	D	F	H	Fig	N	O	P	Q	R	S	T	Fig
22	30	53	90	M20x1.5	78	3	-	33	-	100	-	-	-	4

K12960



K22995

551

Outer Joint

Driveshaft

Inner Joint

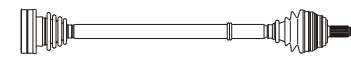
WW1064

WW3150

WW2027

Note : -

K22995



K12960

787

Inner Joint

Driveshaft

Outer Joint

WW2027

WW3151

WW1064

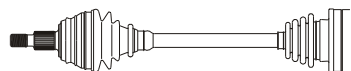
Passat (Serie 3A5,35I - Front)

A	B	C	D	F	H	Fig	N	O	P	Q	R	S	T	Fig
36	30	53	90	M20x1.5	78	3	-	33	-	100	-	-	-	4

kW	da: from:	a: to:	Cambio Gearbox	Telaio Chassis
81	03.96	05.97	-	-
110	01.94	05.97	-	-
135	01.94	05.97	-	-

A	B	C	D	F	H	Fig	N	O	P	Q	R	S	T	Fig
36	30	53	90	M20x1.5	78	3	-	33	-	100	-	-	-	4

TK11172



K21195

553

Outer Joint

Driveshaft

Inner Joint

WW1080

WW3257

WW2007

Note : -

K21195



TK11172

823

Inner Joint

Driveshaft

Outer Joint

WW2007

WW3256

WW1080

Passat (Serie 3B2/3B5 - Front)

A	B	C	D	F	H	Fig	N	O	P	Q	R	S	T	Fig
33	30	53	88	M14x1.5	30	3	-	33	-	100	-	-	-	4

kW	da: from:	a: to:	Cambio Gearbox	Telaio Chassis
74	10.96	11.00	-	-

A	B	C	D	F	H	Fig	N	O	P	Q	R	S	T	Fig
33	30	53	88	M14x1.5	30	3	-	33	-	100	-	-	-	4

TK11181



K21125

611

Outer Joint

Driveshaft

Inner Joint

WW1113 abs 45

WW3213 abs 45

WW2027

Note : -

K21125



TK11181

635

Inner Joint

Driveshaft

Outer Joint

WW2027

WW3214 abs 45

WW1113 abs 45



Sinistra / Left

Volkswagen

Destra / Right



Passat (Serie 3B2/3B5 - Front)

														kW	da:	a:	Cambio	Telaio																	
														from:	to:	Gearbox	Chassis																		
A	B	C	D	F	H	Fig	N	O	P	Q	R	S	T	Fig	1.8 20V	92	10.96	--	-	-	A	B	C	D	F	H	Fig	N	O	P	Q	R	S	T	Fig
33	30	53	88	M14x1.5	30	3	-	28	-	108	-	-	-	4	1.8 20V Turbo	110	10.96	--	-	-	33	30	53	88	M14x1.5	30	3	-	28	-	108	-	-	-	4
611														635																					
Outer Joint				Driveshaft				Inner Joint						Inner Joint				Driveshaft				Outer Joint													
WW/1113 abs 45				WW/3215 abs 45				WW/2043						WW/2043				WW/3216 abs 45				WW/1113 abs 45													
Note : -																																			
A	B	C	D	F	H	Fig	N	O	P	Q	R	S	T	Fig	1.9 TDI	66	10.96	11.00	-	-	A	B	C	D	F	H	Fig	N	O	P	Q	R	S	T	Fig
33	30	53	88	M14x1.5	30	3	-		90	130	-	-	41	5							33	30	53	88	M14x1.5	30	3	-		90	130	-	-	41	5
593														615																					
Outer Joint				Driveshaft				Inner Joint						Inner Joint				Driveshaft				Outer Joint													
WW/1113 abs 45				WW/3217 abs 45														WW/3218 abs 45				WW/1113 abs 45													
Note : -																																			
A	B	C	D	F	H	Fig	N	O	P	Q	R	S	T	Fig	1.9 TDI	81	10.96	11.00	-	-	A	B	C	D	F	H	Fig	N	O	P	Q	R	S	T	Fig
38	27	59.5	98	M16x1.5	34	3	-		90	130	-	-	41	5	1.9 TDI	96	11.00	----	-	-	38	27	59.5	98	M16x1.5	34	3	-		90	130	-	-	41	5
601														621																					
Outer Joint				Driveshaft				Inner Joint						Inner Joint				Driveshaft				Outer Joint													
WW/1117 abs 45				WW/3219 abs 45														WW/3220 abs 45				WW/1117 abs 45													
Note : -																																			
A	B	C	D	F	H	Fig	N	O	P	Q	R	S	T	Fig	1.9 TDI	85	08.98	11.00	-	-	A	B	C	D	F	H	Fig	N	O	P	Q	R	S	T	Fig
33	27	53	98	M14x1.5	30	3	-		90	130	-	-	-	-	1.9 TDI	74	04.01	--	-	-	33	27	53	98	M14x1.5	30	3	-		90	130	-	-	-	-
598														620																					
Outer Joint				Driveshaft				Inner Joint						Inner Joint				Driveshaft				Outer Joint													
WW/1126 abs 45				WW/3295 abs 45														WW/3296 abs 45				WW/1126 abs 45													
Note : -																																			



Sinistra / Left

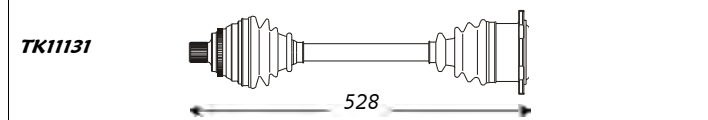
Volkswagen

Destra / Right



Passat (Serie 3B2/3B5 - Front)

A	B	C	D	F	H	Fig	N	O	P	Q	R	S	T	Fig
38	27	59.5	98	M16x1.5	34	3	-		90	130	-	-	-	5



Outer Joint	Driveshaft	Inner Joint
WW1117 abs 45	WW3335 abs 45	


A	B	C	D	F	H	Fig	N	O	P	Q	R	S	T	Fig
38	27	59.5	98	M16x1.5	34	3	-		90	130	-	-	41	5



Outer Joint	Driveshaft	Inner Joint
WW1117 abs 45	WW3265 abs 45	

Passat (Serie 3B2/3B5 - Rear)

A	B	C	D	F	H	Fig	N	O	P	Q	R	S	T	Fig
33	30	53	88			3								



Outer Joint	Driveshaft	Inner Joint
WW1113 abs 45	WW3352 abs 45	


kW	da:	a:	Cambio	Telaio
	from:	to:	Gearbox	Chassis
85	08.98	11.00	-	-

A	B	C	D	F	H	Fig	N	O	P	Q	R	S	T	Fig
38	27	59.5	98	M16x1.5	34	3	-		90	130	-	-	-	5



Inner Joint	Driveshaft	Outer Joint
	WW3336 abs 45	WW1117 abs 45

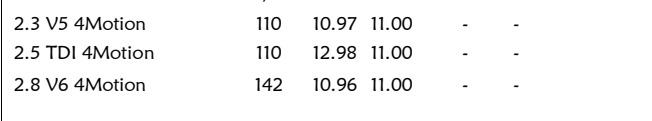
A	B	C	D	F	H	Fig	N	O	P	Q	R	S	T	Fig
38	27	59.5	98	M16x1.5	34	3	-		90	130	-	-	41	5



Inner Joint	Driveshaft	Outer Joint
	WW3266 abs 45	WW1117 abs 45

kW	da:	a:	Cambio	Telaio
	from:	to:	Gearbox	Chassis
92	10.96	11.00	-	-
81/85	10.96	11.00	-	-
110	10.97	11.00	-	-
110	12.98	11.00	-	-
142	10.96	11.00	-	-

A	B	C	D	F	H	Fig	N	O	P	Q	R	S	T	Fig
33	30	53	88			3								



Inner Joint	Driveshaft	Outer Joint
	WW3352 abs 45	WW1113 abs 45



Sinistra / Left

Volkswagen

Destra / Right

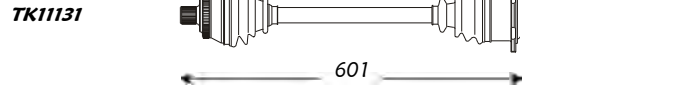


Passat (Serie 3B3/3B6 - Front)

A	B	C	D	F	H	Fig	N	O	P	Q	R	S	T	Fig
38	27	59.5	98	M16x1.5	34	3	-		90	130	-	-	41	5

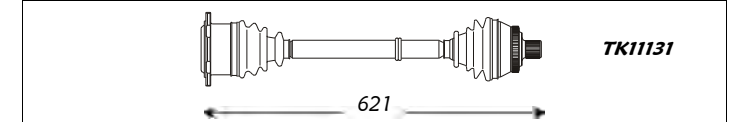
kW	da: from:	a: to:	Cambio Gearbox	Telaio Chassis
81	10.96	11.00	-	-
96	11.00	----	-	-
142	10.96	11.00	-	-

A	B	C	D	F	H	Fig	N	O	P	Q	R	S	T	Fig
38	27	59.5	98	M16x1.5	34	3	-		90	130	-	-	41	5



Outer Joint	Driveshaft	Inner Joint
WW1117 abs 45	WW3219 abs 45	

Note : -

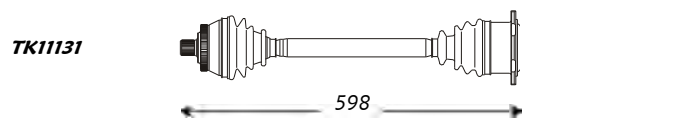


Inner Joint	Driveshaft	Outer Joint
	WW3220 abs 45	WW1117 abs 45

A	B	C	D	F	H	Fig	N	O	P	Q	R	S	T	Fig
33	27	53	98	M14x1.5	30	3	-		-	-	-	-	-	-

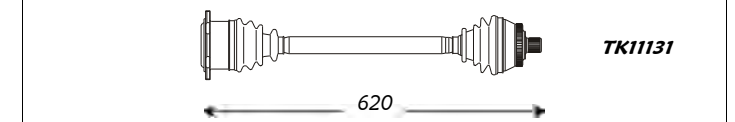
kW	da: from:	a: to:	Cambio Gearbox	Telaio Chassis
85	08.98	11.00	-	-
74	04.01	---	-	-> 3B2055000

A	B	C	D	F	H	Fig	N	O	P	Q	R	S	T	Fig
33	27	53	98	M14x1.5	30	3	-		-	-	-	-	-	-



Outer Joint	Driveshaft	Inner Joint
WW1126 abs 45	WW3295 abs 45	

Note : -




Inner Joint	Driveshaft	Outer Joint
	WW3296 abs 45	WW1126 abs 45

Passat (Serie 3B3/3B6 - Rear)

A	B	C	D	F	H	Fig	N	O	P	Q	R	S	T	Fig
33	30	53	88			3								

kW	da: from:	a: to:	Cambio Gearbox	Telaio Chassis
96	11.00	----	-	-
88	04.00	11.00	-	-
85	11.00	----	-	-
125	11.00	----	-	-
110/132	11.00	----	-	-
142	11.00	----	-	-
202	11.00	----	-	-

A	B	C	D	F	H	Fig	N	O	P	Q	R	S	T	Fig
33	30	53	88			3								



Outer Joint	Driveshaft	Inner Joint
ww1113 abs 45	WW3352 abs 45	

Note : -



Inner Joint	Driveshaft	Outer Joint
	WW3352 abs 45	ww1113 abs 45



Sinistra / Left

Volkswagen

Destra / Right



Passat (Serie 3C2 - Front)

														kW	da:	a:	Cambio	Telaio																		
														from:	to:	Gearbox	Chassis																			
A	B	C	D	F	H	Fig	N	O	P	Q	R	S	T	Fig							A	B	C	D	F	H	Fig	N	O	P	Q	R	S	T	Fig	
36	27	59,5	100	-	-	-	-	28	-	108	-	-	-	-	2.0 TDI	103	03.05	----	-	-		36	27	59,5	100	-	-	-	-	28	-	108	-	-	-	-
← 488 →														← 795 →																						
Outer Joint				Driveshaft				Inner Joint						Inner Joint				Driveshaft				Outer Joint														
WW1132				WW3331				WW2055						WW2055				WW3332				WW1132														
Note : -																																				

Passat Syncro (Serie 32B - Front)

														kW	da:	a:	Cambio	Telaio																		
														from:	to:	Gearbox	Chassis																			
A	B	C	D	F	H	Fig	N	O	P	Q	R	S	T	Fig							A	B	C	D	F	H	Fig	N	O	P	Q	R	S	T	Fig	
22	30	51	90	M20x1.5	78	3	-	33	-	100	-	-	-	4	1.8	66	04.84	07.88	-	-		22	30	51	90	M20x1.5	78	3	-	33	-	100	-	-	-	4
← 643 →														← 599 →																						
Outer Joint				Driveshaft				Inner Joint						Inner Joint				Driveshaft				Outer Joint														
WW1091				WW3047				WW2027						WW2027				WW3048				WW1091														
Note : -																																				

Passat Syncro (Serie 32B - Rear)

														kW	da:	a:	Cambio	Telaio																		
														from:	to:	Gearbox	Chassis																			
A	B	C	D	F	H	Fig	N	O	P	Q	R	S	T	Fig							A	B	C	D	F	H	Fig	N	O	P	Q	R	S	T	Fig	
22	30	51	81	M20x1.5	79	3	-	33	-	94	-	-	-	4	1.8	66	04.84	12.86	-	-		22	30	51	81	M20x1.5	79	3	-	33	-	94	-	-	-	4
← 627 →														← 627 →																						
Outer Joint				Driveshaft				Inner Joint						Inner Joint				Driveshaft				Outer Joint														
WW1012				WW3163				WW2002						WW2002				WW3163				WW1012														
Note : -																																				



Sinistra / Left

Volkswagen

Destra / Right



Passat Syncro (Serie 32B - Rear)

													kW	da:	a:	Cambio	Telaio																		
													from:	to:	Gearbox	Chassis																			
A	B	C	D	F	H	Fig	N	O	P	Q	R	S	T	Fig						A	B	C	D	F	H	Fig	N	O	P	Q	R	S	T	Fig	
22	30	51	90	M20x1.5	78	3	-	33	-	100	-	-	-	4	1.8	66	01.87	07.88	-	-	22	30	51	90	M20x1.5	78	3	-	33	-	100	-	-	-	4
															2.2	100	01.87	07.88	-	-															
Outer Joint				Driveshaft					Inner Joint				Inner Joint				Driveshaft					Outer Joint													
WW1091				WW3164					WW2027				WW2027				WW3164					WW1091													
Note : -																																			

Polo I (Serie 86 - Front)

													kW	da:	a:	Cambio	Telaio																		
													from:	to:	Gearbox	Chassis																			
A	B	C	D	F	H	Fig	N	O	P	Q	R	S	T	Fig						A	B	C	D	F	H	Fig	N	O	P	Q	R	S	T	Fig	
20	25	45.5	77	M20x1.5	74	3	-	33	-	92	-	-	-	4	0.9	29	04.75	10.83	-	-	20	25	45.5	77	M20x1.5	74	3	-	33	-	92	-	-	-	4
															1.3	40/44	04.75	10.83	-	-															
Outer Joint				Driveshaft					Inner Joint				Inner Joint				Driveshaft					Outer Joint													
WW1001				WW3001					WW2001				WW2001				WW3002					WW1001													
Note : -																																			

Polo II (Serie 86C - Front)

													kW	da:	a:	Cambio	Telaio																		
													from:	to:	Gearbox	Chassis																			
A	B	C	D	F	H	Fig	N	O	P	Q	R	S	T	Fig						A	B	C	D	F	H	Fig	N	O	P	Q	R	S	T	Fig	
20	30	45.5	81	M20x1.5	73	3	-	33	-	92	-	-	-	4	1.0	29/33	11.83	07.94	-	-	20	30	45.5	81	M20x1.5	73	3	-	33	-	92	-	-	-	4
															1.3	44/55	11.83	07.94	-	-															
															1.3 D	33	08.86	07.94	-	-															
															1.3 GT	85	05.87	07.94	-	-															
															1.4 D	35	10.90	07.94	-	-															
Outer Joint				Driveshaft					Inner Joint				Inner Joint				Driveshaft					Outer Joint													
WW1062				WW3080					WW2001				WW2001				WW3081					WW1062													
Note : -																																			



Sinistra / Left

Volkswagen

Destra / Right



Polo III (Serie 6KV2 - Front)

A	B	C	D	F	H	Fig	N	O	P	Q	R	S	T	Fig	kW	da: from:	a: to:	Cambio Gearbox	Telaio Chassis	A	B	C	D	F	H	Fig	N	O	P	Q	R	S	T	Fig	
22	30	53	81	M20x1.5	78	3	-	33	-	94	-	-	-	4	1.6 16V	74	04.96	10.99	-	-	22	30	53	81	M20x1.5	78	3	-	33	-	94	-	-	-	4
K11470										K22923					K22923										K11470										
Outer Joint					Driveshaft					Inner Joint					Inner Joint					Driveshaft					Outer Joint										
WW1095					WW3271					WW2059					WW2059					WW3272					WW1095										
Note : -																																			

Polo III (Serie 6N1 - Front)

A	B	C	D	F	H	Fig	N	O	P	Q	R	S	T	Fig	kW	da: from:	a: to:	Cambio Gearbox	Telaio Chassis	A	B	C	D	F	H	Fig	N	O	P	Q	R	S	T	Fig	
22	30	53	81	M20x1.5	78	3	-	33	-	92	-	-	-	4	1.0 i	33/37	08.94	10.99	-	-	22	30	53	81	M20x1.5	78	3	-	33	-	92	-	-	-	4
TK11791										TK21170					TK21170										TK11791										
Outer Joint					Driveshaft					Inner Joint					Inner Joint					Driveshaft					Outer Joint										
WW1095					WW3165					WW2001					WW2001					WW3166					WW1095										
Note : -																																			

A	B	C	D	F	H	Fig	N	O	P	Q	R	S	T	Fig	kW	da: from:	a: to:	Cambio Gearbox	Telaio Chassis	A	B	C	D	F	H	Fig	N	O	P	Q	R	S	T	Fig	
22	30	53	81	M20x1.5	78	3	-	33	-	92	-	-	-	-	1.6 16V GTI	88	09.98	12.99	-	-	22	30	53	81	M20x1.5	78	3	-	33	-	92	-	-	-	-
TK11181										TK21170					TK21170										TK11181										
Outer Joint					Driveshaft					Inner Joint					Inner Joint					Driveshaft					Outer Joint										
WW1095					WW3273					WW2059					WW2059					WW3274					WW1095										
Note : -																																			



Sinistra / Left

Volkswagen

Destra / Right




Polo IV (Serie 6N2 - Front)

A	B	C	D	F	H	Fig	N	O	P	Q	R	S	T	Fig
22	30	53	81	M20x1.5	78	3	-	33	-	94	-	-	-	4

kW	da: from:	a: to:	Cambio Gearbox	Telaio Chassis
37	10.99	09.01	-	-
55	10.99	01.02	-	-
74	05.00	04.02	-	-
40/44	10.99	09.01	-	-
42/44	04.97	04.00	-	-
47	10.94	09.01	-	-
47	10.99	09.01	-	-

A	B	C	D	F	H	Fig	N	O	P	Q	R	S	T	Fig
22	30	53	81	M20x1.5	78	3	-	33	-	94	-	-	-	4

TK11174



TK21170

525

Outer Joint

Driveshaft

Inner Joint

WW1095

WW3225

WW2002

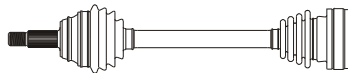
Note : -

A	B	C	D	F	H	Fig	N	O	P	Q	R	S	T	Fig
22	30	53	81	M20x1.5	78	3	-	33	-	92	-	-	-	4

1.4 16V Aut.	55	01.99	04.02	-	-
1.4 Aut.	40	10.99	09.01	-	-
1.4 Aut.	44	10.99	09.01	-	-

A	B	C	D	F	H	Fig	N	O	P	Q	R	S	T	Fig
22	30	53	81	M20x1.5	78	3	-	33	-	94	-	-	-	4

TK11179



TK21170

515

Outer Joint

Driveshaft

Inner Joint

WW1095

WW3305

WW2002

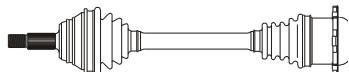
Note : -

A	B	C	D	F	H	Fig	N	O	P	Q	R	S	T	Fig
22	30	53	88	M20x1.5	79	3	-	-	-	-	-	-	-	-

1.4 TDI	55	10.99	04.02	ESP/EXB	-
---------	----	-------	-------	---------	---

A	B	C	D	F	H	Fig	N	O	P	Q	R	S	T	Fig
22	30	53	88	M20x1.5	79	3	-	-	-	-	-	-	-	-

TK11181



527

Outer Joint

Driveshaft

Inner Joint

WW1125

WW3286

WW2057

Note : Axle Ø22 --> 6X1060000 / Axle Ø27 6X1060001 -->

A	B	C	D	F	H	Fig	N	O	P	Q	R	S	T	Fig
22	30	53	88	M20x1.5	79	3	-	-	-	-	-	-	-	-

1.4 TDI	55	10.99	04.02	GAX	-
---------	----	-------	-------	-----	---

A	B	C	D	F	H	Fig	N	O	P	Q	R	S	T	Fig
22	30	53	88	M20x1.5	79	3	-	-	-	-	-	-	-	-

TK11181



Outer Joint

Driveshaft

Inner Joint

WW1125

WW3299

Note : -

TK11181

Inner Joint

Driveshaft

Outer Joint

WW3300

WW1125



Sinistra / Left

Volkswagen

Destra / Right



Polo IV (Serie 6N2 - Front)

A	B	C	D	F	H	Fig	N	O	P	Q	R	S	T	Fig
22	30	53	88	M20x1.5	79	3	-	33	-	94	-	-	-	-

1.6 16V GTI kW 92 da: 10.99 a: 09.01 Cambio - Telaio -
 from: to: Gearbox Chassis

A	B	C	D	F	H	Fig	N	O	P	Q	R	S	T	Fig
22	30	53	88	M20x1.5	79	3	-	33	-	94	-	-	-	-

TK11181  **TK21170**

542

Outer Joint Driveshaft Inner Joint

WW1125 **WW3281** WW2060

Note : -

TK21170  **TK11181**

760

Inner Joint Driveshaft Outer Joint

WW2060 **WW3282** WW1125

A	B	C	D	F	H	Fig	N	O	P	Q	R	S	T	Fig
22	30	53	81	M20x1.5	78	3	-	-	-	-	-	-	-	-

1.6 16V GTI Aut. kW 92 da: 10.99 a: 09.01 Cambio - Telaio -
 from: to: Gearbox Chassis


A	B	C	D	F	H	Fig	N	O	P	Q	R	S	T	Fig
22	30	53	81	M20x1.5	78	3	-	-	-	-	-	-	-	-

492

Outer Joint Driveshaft Inner Joint

WW1095 **WW3307**

Note : -



720

Inner Joint Driveshaft Outer Joint

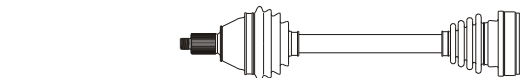
WW1095 **WW3308** WW1095

Polo V (Serie 9N_ - Front)

A	B	C	D	F	H	Fig	N	O	P	Q	R	S	T	Fig
36	30	52	85	M16x1.5	59	3	-	33	-	94	-	-	-	-

1.2 kW 40/47 da: 11.01 a: --- Cambio - Telaio -
 from: to: Gearbox Chassis

A	B	C	D	F	H	Fig	N	O	P	Q	R	S	T	Fig
36	30	52	85	M16x1.5	59	3	-	33	-	94	-	-	-	-




501

Outer Joint Driveshaft Inner Joint

WW1128 **WW3301** WW2060

Note : -



750

Inner Joint Driveshaft Outer Joint

WW2060 **WW3302** WW1128

A	B	C	D	F	H	Fig	N	O	P	Q	R	S	T	Fig
36	30	52	90	M16x1.5	59	3	-	-	-	-	-	-	-	-

1.4 TDI kW 55 da: 05.99 a: --- Cambio - Telaio -
 1.9 TDI kW 74 da: 11.01 a: --- Cambio - Telaio -
 from: to: Gearbox Chassis

A	B	C	D	F	H	Fig	N	O	P	Q	R	S	T	Fig
36	30	52	90	M16x1.5	59	3	-	-	-	-	-	-	-	-

K12925  **K22903**

471

Outer Joint Driveshaft Inner Joint

WW1129 **WW3303**

Note : -

K22903  **K12925**

757

Inner Joint Driveshaft Outer Joint

WW1129 **WW3304** WW1129



Sinistra / Left

Volkswagen

Destra / Right




Polo V (Serie 9N_ - Front)

A	B	C	D	F	H	Fig	N	O	P	Q	R	S	T	Fig
36	30	52	90	M16x1.5	59	3	-	33	-	94	-	-	-	-


kW	da:	a:	Cambio	Telaio
	from:	to:	Gearbox	Chassis
51	04.05	----	-	-

A	B	C	D	F	H	Fig	N	O	P	Q	R	S	T	Fig
36	30	52	90	M16x1.5	59	3	-	33	-	94	-	-	-	-



Outer Joint	Driveshaft	Inner Joint
WW1129	WW3327	WW2002

Note : -



Inner Joint	Driveshaft	Outer Joint
WW2002	WW3328	WW1129

Santana (Serie 32B - Front)

A	B	C	D	F	H	Fig	N	O	P	Q	R	S	T	Fig
22	30	51	81	M20x1.5	79	3	-	33	-	94	-	-	-	4

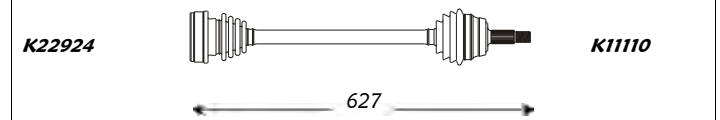
kW	da:	a:	Cambio	Telaio
	from:	to:	Gearbox	Chassis
55/63	08.81	01.84	-	-
68	08.81	01.84	-	-

A	B	C	D	F	H	Fig	N	O	P	Q	R	S	T	Fig
22	30	51	81	M20x1.5	79	3	-	33	-	94	-	-	-	4



Outer Joint	Driveshaft	Inner Joint
WW1012	WW3163	WW2002

Note : -

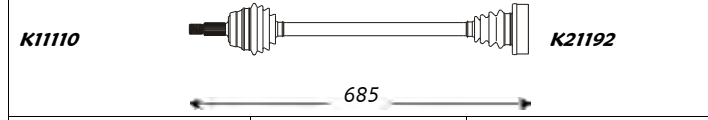


Inner Joint	Driveshaft	Outer Joint
WW2002	WW3163	WW1012

A	B	C	D	F	H	Fig	N	O	P	Q	R	S	T	Fig
22	30	51	81	M20x1.5	79	3	-	33	-	94	-	-	-	4

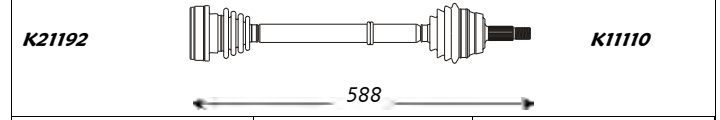
1.6 Aut.	55/63	08.81	01.84	-	-
1.8 Aut.	68	08.81	01.84	-	-

A	B	C	D	F	H	Fig	N	O	P	Q	R	S	T	Fig
22	30	51	81	M20x1.5	79	3	-	33	-	94	-	-	-	4



Outer Joint	Driveshaft	Inner Joint
WW1012	WW3250	WW2002

Note : -

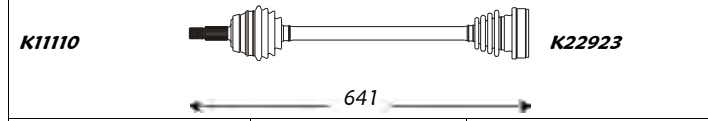


Inner Joint	Driveshaft	Outer Joint
WW2002	WW3251	WW1012

A	B	C	D	F	H	Fig	N	O	P	Q	R	S	T	Fig
22	30	51	81	M20x1.5	79	3	-	33	-	94	-	-	-	4

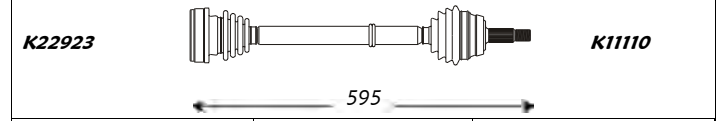
1.9	85	08.81	12.82	-	-
2.0	85	08.81	12.82	-	-

A	B	C	D	F	H	Fig	N	O	P	Q	R	S	T	Fig
22	30	51	81	M20x1.5	79	3	-	33	-	94	-	-	-	4



Outer Joint	Driveshaft	Inner Joint
WW1012	WW3045	WW2002

Note : -



Inner Joint	Driveshaft	Outer Joint
WW2002	WW3046	WW1012



Sinistra / Left

Volkswagen

Destra / Right

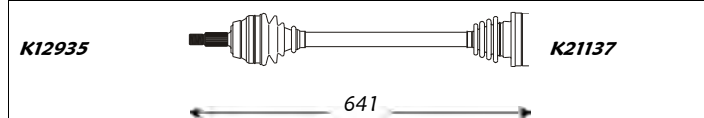


Santana (Serie 32B - Front)

A	B	C	D	F	H	Fig	N	O	P	Q	R	S	T	Fig
22	30	51	90	M20x1.5	78	3	-	33	-	100	-	-	-	4

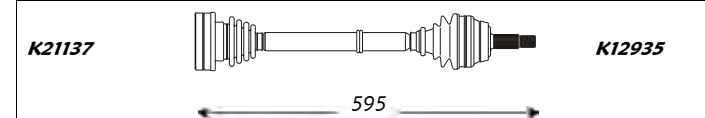
kW	da: from:	a: to:	Cambio Gearbox	Telaio Chassis	
1.9	85	01.83	01.84	-	-
2.0	85	01.83	01.84	-	-

A	B	C	D	F	H	Fig	N	O	P	Q	R	S	T	Fig
22	30	51	90	M20x1.5	78	3	-	33	-	100	-	-	-	4



Outer Joint	Driveshaft	Inner Joint
WW1091	WW3161	WW2027

Note : -




Inner Joint	Driveshaft	Outer Joint
WW2027	WW3162	WW1091

A	B	C	D	F	H	Fig	N	O	P	Q	R	S	T	Fig
22	30	51	81	M20x1.5	79	3	-	33	-	94	-	-	-	4

kW	da: from:	a: to:	Cambio Gearbox	Telaio Chassis	
1.9 Aut.	85	08.81	12.82	-	-
2.0 Aut.	85	08.81	12.82	-	-

A	B	C	D	F	H	Fig	N	O	P	Q	R	S	T	Fig
22	30	51	81	M20x1.5	79	3	-	33	-	94	-	-	-	4



Outer Joint	Driveshaft	Inner Joint
WW1012	WW3246	WW2002

Note : -

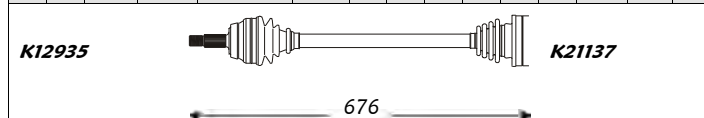


Inner Joint	Driveshaft	Outer Joint
WW2002	WW3247	WW1012

A	B	C	D	F	H	Fig	N	O	P	Q	R	S	T	Fig
22	30	51	90	M20x1.5	78	3	-	33	-	100	-	-	-	4

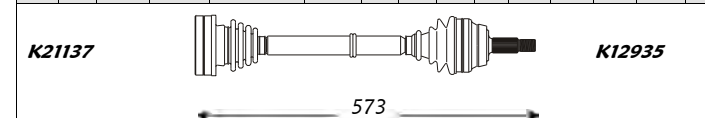
kW	da: from:	a: to:	Cambio Gearbox	Telaio Chassis	
1.9 Aut.	85	01.83	01.84	-	-
2.0 Aut.	85	01.83	01.84	-	-

A	B	C	D	F	H	Fig	N	O	P	Q	R	S	T	Fig
22	30	51	90	M20x1.5	78	3	-	33	-	100	-	-	-	4



Outer Joint	Driveshaft	Inner Joint
WW1091	WW3252	WW2027

Note : -



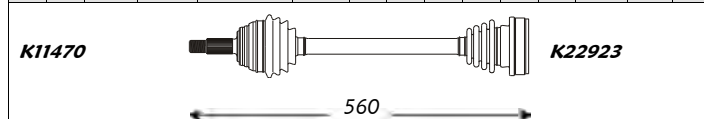
Inner Joint	Driveshaft	Outer Joint
WW2027	WW3253	WW1091

Scirocco (Serie 53 - Front)

A	B	C	D	F	H	Fig	N	O	P	Q	R	S	T	Fig
22	30	50	81	M20x1.5	78	1	-	33	-	94	-	-	-	4

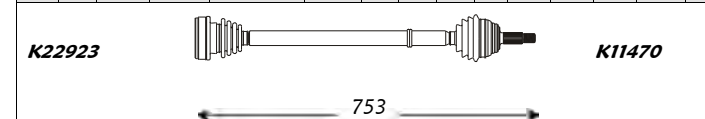
kW	da: from:	a: to:	Cambio Gearbox	Telaio Chassis	
1.1	37	02.74	02.80	-	-
1.3	44	02.74	02.80	-	-

A	B	C	D	F	H	Fig	N	O	P	Q	R	S	T	Fig
22	30	50	81	M20x1.5	78	1	-	33	-	94	-	-	-	4



Outer Joint	Driveshaft	Inner Joint
WW1003	WW3003	WW2002

Note : -



Inner Joint	Driveshaft	Outer Joint
WW2002	WW3004	WW1003



Sinistra / Left

Volkswagen

Destra / Right



Scirocco (Serie 53 - Front)

A	B	C	D	F	H	Fig	N	O	P	Q	R	S	T	Fig
22	30	50	81	M20x1.5	78	1	-	33	-	94	-	-	-	4

	kW	da: from:	a: to:	Cambio Gearbox	Telaio Chassis
1.5, Aut.	51/52	02.74	02.80	-	-
1.6	55/63	02.74	02.80	-	-
1.6 Aut.	55/63	02.74	02.80	-	-
1.6 GTI	81	06.76	02.80	-	-
1.6 Kat., Aut.	51	02.74	02.80	-	-
1.8	66/70	08.83	02.80	-	-
1.8 Aut.	66	10.83	02.80	-	-
1.8 GTI	82	08.83	02.80	-	-

A	B	C	D	F	H	Fig	N	O	P	Q	R	S	T	Fig
22	30	50	81	M20x1.5	78	1	-	33	-	94	-	-	-	4

K11470



K22923

540

Outer Joint

Driveshaft

Inner Joint

WW1003

WW3007

WW2002

Note : -

K22923



K11470

753

Inner Joint

Driveshaft

Outer Joint

WW2002

WW3004


WW1003

Scirocco (Serie 53B - Front)

A	B	C	D	F	H	Fig	N	O	P	Q	R	S	T	Fig
22	30	50	81	M20x1.5	78	3	-	33	-	94	-	-	-	4

	kW	da: from:	a: to:	Cambio Gearbox	Telaio Chassis
1.1	37	03.80	07.83	-	-
1.3	44	03.80	10.83	-	-

A	B	C	D	F	H	Fig	N	O	P	Q	R	S	T	Fig
22	30	50	81	M20x1.5	78	3	-	33	-	94	-	-	-	4



K22923

560

Outer Joint

Driveshaft

Inner Joint

WW1004

WW3258

WW2002

Note : -

K22923



753

Inner Joint

Driveshaft

Outer Joint

WW2002


WW3259

WW1004

A	B	C	D	F	H	Fig	N	O	P	Q	R	S	T	Fig
22	30	50	81	M20x1.5	78	3	-	33	-	94	-	-	-	4

	kW	da: from:	a: to:	Cambio Gearbox	Telaio Chassis
1.5, Aut.	51/52	03.80	08.75	-	-
1.6 GTI	81	03.80	07.83	-	-
1.6 Kat., Aut.	51	03.80	07.92	-	-
1.6, Aut.	55/63	03.80	07.92	-	-
1.8	66/70	03.80	08.87	-	-
1.8 Aut.	66	03.80	07.89	-	-
1.8 GTI	82	03.80	10.83	-	-

A	B	C	D	F	H	Fig	N	O	P	Q	R	S	T	Fig
22	30	50	81	M20x1.5	78	3	-	33	-	94	-	-	-	4



K22923

540

Outer Joint

Driveshaft

Inner Joint

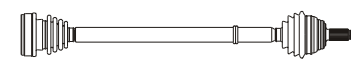
WW1004

WW3260

WW2002

Note : -

K22923



753

Inner Joint

Driveshaft

Outer Joint

WW2002

WW3259

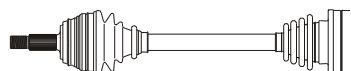
WW1004

A	B	C	D	F	H	Fig	N	O	P	Q	R	S	T	Fig
22	30	53	90	M20x1.5	78	3	-	33	-	100	-	-	-	4

	kW	da: from:	a: to:	Cambio Gearbox	Telaio Chassis
1.8	66	09.87	07.92	-	-
1.8 16V	102	10.85	07.92	-	-
1.8 GTI	82	11.83	07.92	-	-
1.8 GTI 16V	102	10.85	07.92	-	-
1.8 i	70	11.83	07.92	-	-

A	B	C	D	F	H	Fig	N	O	P	Q	R	S	T	Fig
22	30	53	90	M20x1.5	78	3	-	33	-	100	-	-	-	4

K12960



K22995

535

Outer Joint

Driveshaft

Inner Joint


WW1064

WW3122

WW2027

Note : -

K22995



K12960

750

Inner Joint

Driveshaft

Outer Joint

WW2027

WW3129

WW1064



Sinistra / Left

Volkswagen

Destra / Right



Sharan (Serie 7M_ - Front)

														kW	da:	a:	Cambio	Telaio																		
														from:	to:	Gearbox	Chassis																			
A	B	C	D	F	H	Fig	N	O	P	Q	R	S	T	Fig							A	B	C	D	F	H	Fig	N	O	P	Q	R	S	T	Fig	
38	27	60	98	M16x1.5	34	3	26	28	40	101	77	100	-	4	1.9 TDI	66/81	02.96	04.00	-	-		38	27	60	98	M16x1.5	34	3	35	28	42	104	42	40	-	4
TK12539														K21845																						
620														558																						
Outer Joint				Driveshaft					Inner Joint					Inner Joint				Driveshaft					Outer Joint													
WW1119				WW3254					WW2049					WW2050				WW3255					WW1119													
WW1115 abs 48				WW3221 abs 48														WW3222 abs 48					WW1115 abs 48													
Note : -																																				
38	36	60	100	M16x1.5	34	3	-	-	-	-	-	-	-	-	1.9 TDI	85/96	02.00	05.06	-	-		38	36	60	100	M16x1.5	34	3	-	-	-	-	-	-	-	-
TK12539														K21845																						
507														507																						
Outer Joint				Driveshaft					Inner Joint					Inner Joint				Driveshaft					Outer Joint													
WW1130 abs 48				WW3315 abs 48														WW3315 abs 48					WW1130 abs 48													
Note : -																																				
38	36	60	100	M16x1.5	34	3	-	-	-	-	-	-	-	-	1.9 TDI Aut.	85/96	02.00	05.06	-	-		38	36	60	100	M16x1.5	34	3	-	-	-	-	-	-	-	-
TK12539														K21845																						
486														486																						
Outer Joint				Driveshaft					Inner Joint					Inner Joint				Driveshaft					Outer Joint													
WW1130 abs 48				WW3374 abs 48														WW3374 abs 48					WW1130 abs 48													
Note : -																																				
38	27	60	98	M16x1.5	34	3	-	-	112	-	-	-	-	-	2.8 V6 Aut.	128	11.95	04.00	-	-		38	27	60	98	M16x1.5	34	3	-	-	112	-	-	-	-	-
TK12539														K21845																						
547														547																						
Outer Joint				Driveshaft					Inner Joint					Inner Joint				Driveshaft					Outer Joint													
WW1115 abs 48				WW3365 abs 48														WW3365 abs 48					WW1115 abs 48													
Note : -																																				



Sinistra / Left

Volkswagen



Destra / Right



Sharan (Serie 7M_ - Front)

													kW	da:	a:	Cambio	Telaio																			
													from:	to:	Gearbox	Chassis																				
A	B	C	D	F	H	Fig	N	O	P	Q	R	S	T	Fig						A	B	C	D	F	H	Fig	N	O	P	Q	R	S	T	Fig		
38	36	60	100	M16x1.5	34	3	-	-	-	-	-	-	-	-	2.8 V6 Aut.	150	04.03	05.06	-	-	38	36	60	100	M16x1.5	34	3	-	-	-	-	-	-	-	-	-
TK12539														K21845																						
← 486 →														← 560 →																						
Outer Joint				Driveshaft					Inner Joint				Inner Joint				Driveshaft					Outer Joint														
WW1130 abs 48				WW3374 abs 48													FO3292 abs 48					FO1067 abs 48														
Note : -																																				

Sharan (Serie 7M_ - Rear)

													kW	da:	a:	Cambio	Telaio																			
													from:	to:	Gearbox	Chassis																				
A	B	C	D	F	H	Fig	N	O	P	Q	R	S	T	Fig						A	B	C	D	F	H	Fig	N	O	P	Q	R	S	T	Fig		
38		60	94.5	-	-		-	25	-	100	-	-	-	-	2.8 V6 4Motion	128	04.96	04.00	-	-	38		60	94.5	-	-		-	25	-	100	-	-	-	-	-
																																				
← 628 →														← 477 →																						
Outer Joint				Driveshaft					Inner Joint				Inner Joint				Driveshaft					Outer Joint														
				WW3319					WW2061				WW2061				WW3320																			
Note : -																																				

Touareg (Serie 7LA, 7L6, 7L7 - Front)

													kW	da:	a:	Cambio	Telaio																			
													from:	to:	Gearbox	Chassis																				
A	B	C	D	F	H	Fig	N	O	P	Q	R	S	T	Fig						A	B	C	D	F	H	Fig	N	O	P	Q	R	S	T	Fig		
34	27	64	100	M20x1.5	-	2	-	-	-	112	-	-	-	-	2.5 R5 TDI	128	01.03	----	-	-	34	27	64	100	M20x1.5	-	2	-	-	-	112	-	-	-	-	-
← 523 →														← 523 →																						
Outer Joint				Driveshaft					Inner Joint				Inner Joint				Driveshaft					Outer Joint														
WW1134				WW3345													WW3345					WW1134														
Note : -																																				



Sinistra / Left

Volkswagen

Destra / Right




Touareg (Serie 7LA, 7L6, 7L7 - Front)

A	B	C	D	F	H	Fig	N	O	P	Q	R	S	T	Fig
30	27	64	100	M24x1.5	-	2	-	-	-	112	-	-	-	-


kW	da: from:	a: to:	Cambio Gearbox	Telaio Chassis
3.0 V6 TDI	165/176	11.04	----	- -
3.2 V6	162/177	10.02	----	- -

A	B	C	D	F	H	Fig	N	O	P	Q	R	S	T	Fig
30	27	64	100	M24x1.5	-	2	-	-	-	112	-	-	-	-



Outer Joint	Driveshaft	Inner Joint
WW1135	WW3346	

Note : -




Inner Joint	Driveshaft	Outer Joint
	WW3346	WW1135

A	B	C	D	F	H	Fig	N	O	P	Q	R	S	T	Fig
30	29	64.4	107	M24x1.5	-	2	-	-	-	122	-	-	-	-


4.2 V8	228/257	12.02	----	- -
5.0 TDI	230/257	10.02	----	- -
6.0 W12	331	03.05	----	- -

A	B	C	D	F	H	Fig	N	O	P	Q	R	S	T	Fig
30	29	64.4	107	M24x1.5	-	2	-	-	-	122	-	-	-	-



Outer Joint	Driveshaft	Inner Joint
WW1136	WW3347	

Note : -




Inner Joint	Driveshaft	Outer Joint
	WW3347	WW1136

Touareg (Serie 7LA, 7L6, 7L7 - Rear)

A	B	C	D	F	H	Fig	N	O	P	Q	R	S	T	Fig
30		64.5	108	-	-	-	-	-	-	116	-	-	-	4


tt	-	10.02	----	- -
----	---	-------	------	-----

A	B	C	D	F	H	Fig	N	O	P	Q	R	S	T	Fig
30		64.5	108	-	-	-	-	-	-	116	-	-	-	4



Outer Joint	Driveshaft	Inner Joint
	WW3370	

Note : -



Inner Joint	Driveshaft	Outer Joint
	WW3370	



Sinistra / Left

Volkswagen

Destra / Right

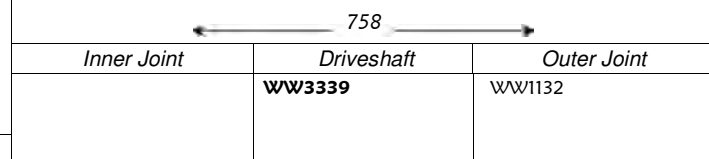
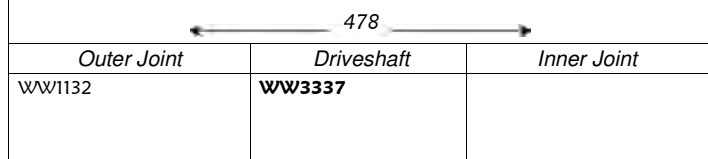


Touran (Front)

A	B	C	D	F	H	Fig	N	O	P	Q	R	S	T	Fig
36	27	59,5	100	-	-	-	-	-	-	120	-	-	-	-

kW	da:	a:	Cambio	Telaio
from:	to:	to:	Gearbox	Chassis
100/103	02.03	--	-	1T-5083128->

A	B	C	D	F	H	Fig	N	O	P	Q	R	S	T	Fig
36	27	59,5	100	-	-	-	-	-	-	-	-	-	-	-



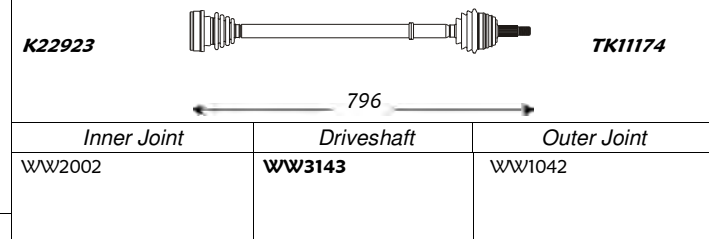
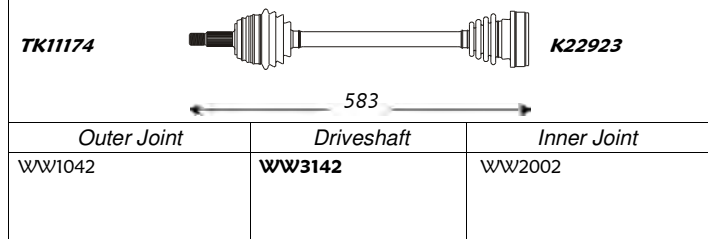
Note : -

Vento (Serie 1H2 - Front)

A	B	C	D	F	H	Fig	N	O	P	Q	R	S	T	Fig
22	30	53	81	M20x1.5	78	3	-	33	-	94	-	-	-	4

kW	da:	a:	Cambio	Telaio
from:	to:	to:	Gearbox	Chassis
40/44	11.91	07.92	-	-

A	B	C	D	F	H	Fig	N	O	P	Q	R	S	T	Fig
22	30	53	81	M20x1.5	78	3	-	33	-	94	-	-	-	4

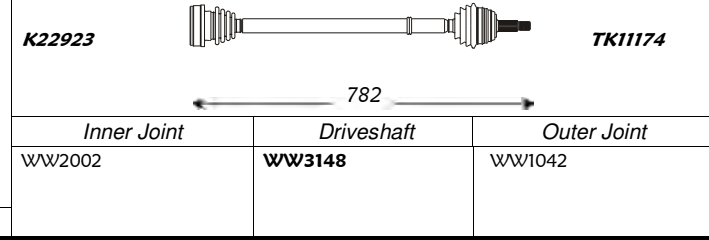
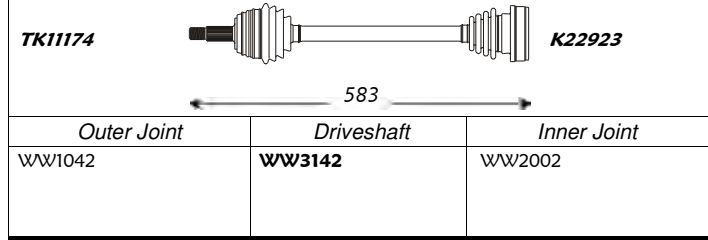


Note : -

A	B	C	D	F	H	Fig	N	O	P	Q	R	S	T	Fig
22	30	53	81	M20x1.5	78	3	-	33	-	94	-	-	-	4

1.4	40/44	08.92	12.92	-	-
1.6 i	55	09.92	09.94	-	-

A	B	C	D	F	H	Fig	N	O	P	Q	R	S	T	Fig
22	30	53	81	M20x1.5	78	3	-	33	-	94	-	-	-	4

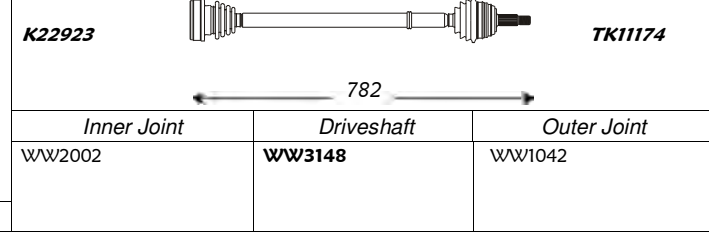
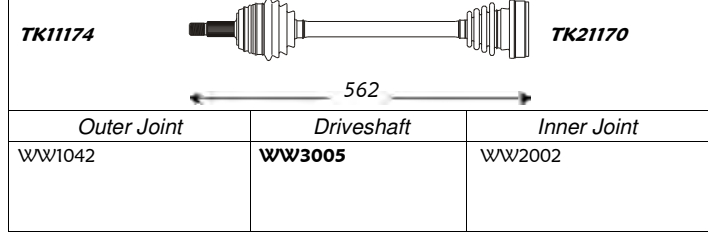


Note : -

A	B	C	D	F	H	Fig	N	O	P	Q	R	S	T	Fig
22	30	53	81	M20x1.5	78	3	-	33	-	94	-	-	-	4

1.4	40/44	01.93	09.98	-	-
-----	-------	-------	-------	---	---

A	B	C	D	F	H	Fig	N	O	P	Q	R	S	T	Fig
22	30	53	81	M20x1.5	78	3	-	33	-	94	-	-	-	4



Note : -



Sinistra / Left

Volkswagen

Destra / Right



Vento (Serie 1H2 - Front)

														kW	da:	a:	Cambio	Telaio																
														from:	to:	Gearbox	Chassis																	
A	B	C	D	F	H	Fig	N	O	P	Q	R	S	T	Fig																				
22	30	53	81	M20x1.5	78	3	-	33	-	94	-	-	-	4	1.6 i	55/74	10.94	09.98	-	-														
														1.9 D	47	11.91	09.98	-	-															
Outer Joint				Driveshaft					Inner Joint					Inner Joint				Driveshaft					Outer Joint											
WW1042				WW3005					WW2002					WW2027				WW3048					WW1091											
														Note : -																				
22	30	53	90	M20x1.5	78	3	-	33	-	100	-	-	-	4	1.8 i	66	11.91	09.98	-	-														
														1.8 i Aut.	66	11.91	09.98	-	-															
														1.9 TD	55	11.91	09.98	-	-															
														1.9 TD Aut.	55	11.91	09.98	-	-															
														2.0 Aut.	85	01.92	09.98	-	-															
Outer Joint				Driveshaft					Inner Joint					Inner Joint				Driveshaft					Outer Joint											
WW1064				WW3144					WW2027					WW2027				WW3145					WW1064											
														Note : -																				
22	30	53	90	M20x1.5	78	3	-	33	-	100	-	-	-	4	1.9 TDI	66/81	09.93	09.98	-	-														
Outer Joint				Driveshaft					Inner Joint					Inner Joint				Driveshaft					Outer Joint											
WW1064				WW3150					WW2027					WW2027				WW3151					WW1064											
														Note : -																				
36	30	53	90	M20x1.5	78	3	-	33	-	100	-	-	-	4	2.0	85	01.92	09.98	-	-														
														2.0 16V GTI	110	08.92	09.98	-	-															
														2.8 VR6	120	01.92	09.98	-	-															
Outer Joint				Driveshaft					Inner Joint					Inner Joint				Driveshaft					Outer Joint											
WW1080				WW3051					WW2027					WW2027				WW3052					WW1080											
														Note : -																				



Sinistra / Left

Volkswagen LCV

Destra / Right



Caddy (Serie 14 - Front)

													kW	da:	a:	Cambio	Telaio																		
													from:	to:	Gearbox	Chassis																			
A	B	C	D	F	H	Fig	N	O	P	Q	R	S	T	Fig						A	B	C	D	F	H	Fig	N	O	P	Q	R	S	T	Fig	
22	30	50	81	M20x1.5	78	1	-	33	-	94	-	-	-	4	1.5	51	10.82	07.92	-	-	22	30	50	81	M20x1.5	78	1	-	33	-	94	-	-	-	4
															1.6	55	10.82	07.92	-	-															
															1.6 D	40	10.82	07.92	-	-															
															1.8	70	10.82	07.92	-	-															
Outer Joint			Driveshaft				Inner Joint						Inner Joint			Driveshaft				Outer Joint															
WW1003			WW3007				WW2002						WW2002			WW3004				WW1003															
Note : -																																			

Caddy II (Serie 9K9 - Front)

													kW	da:	a:	Cambio	Telaio																																						
													from:	to:	Gearbox	Chassis																																							
A	B	C	D	F	H	Fig	N	O	P	Q	R	S	T	Fig						A	B	C	D	F	H	Fig	N	O	P	Q	R	S	T	Fig																					
22	30	53	81	M20x1.5	78	3	-	33	-	94	-	-	-	4	1.7 SDI	42	07.96	--	-	-	22	30	53	81	M20x1.5	78	3	-	33	-	94	-	-	-	4																				
															1.9 D	47	11.95	--	-	-																																			
															1.9 SDI	47	11.95	--	-	-																																			
															Outer Joint			Driveshaft																		Inner Joint						Inner Joint			Driveshaft				Outer Joint						
WW1042			WW3009				WW2002						WW2002			WW3006				WW1042																																			
Note : -																																																							
22	30	53	90	M20x1.5	78	3	-	33	-	100	-	-	-	4	1.8	-	01.97	--	-	-	22	30	53	90	M20x1.5	78	3	-	33	-	100	-	-	-	4																				
															1.9 TDI	66	01.97	--	-	-																																			
															Outer Joint			Driveshaft																		Inner Joint						Inner Joint			Driveshaft				Outer Joint						
															WW1064			WW3122																		WW2027						WW2027			WW3123				WW1064						
Note : -																																																							



Sinistra / Left

Volkswagen LCV

Destra / Right




Caddy III (Serie 2K_ - Front)

A	B	C	D	F	H	Fig	N	O	P	Q	R	S	T	Fig
36	27	59,5	100	-	-	-	-	28	-	108	-	-	-	-


1.9 TDI kW 77 da: 04.04 a: ---- Cambio - Telaio -
 from: to: Gearbox Chassis

A	B	C	D	F	H	Fig	N	O	P	Q	R	S	T	Fig
36	27	59,5	100	-	-	-	-	28	-	108	-	-	-	-



Outer Joint	Driveshaft	Inner Joint
WW1132	WW3363	WW2055

Note : -



Inner Joint	Driveshaft	Outer Joint
WW2055	WW3364	WW1132

A	B	C	D	F	H	Fig	N	O	P	Q	R	S	T	Fig
36	27	59,5	100	-	-	-	-	-	-	120	-	-	-	-


1.9 TDI Aut. kW 77 da: 04.04 a: ---- Cambio - Telaio -
 from: to: Gearbox Chassis

A	B	C	D	F	H	Fig	N	O	P	Q	R	S	T	Fig
36	27	59,5	100	-	-	-	-	-	-	-	-	-	-	-



Outer Joint	Driveshaft	Inner Joint
WW1132	WW3337	

Note : -



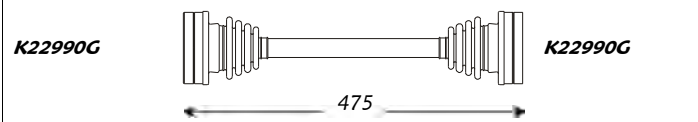
Inner Joint	Driveshaft	Outer Joint
	WW3339	WW1132

Transporter T2 (Rear)

A	B	C	D	F	H	Fig	N	O	P	Q	R	S	T	Fig
-	33	-	100	-	-	-	-	33	-	100	-	-	-	4

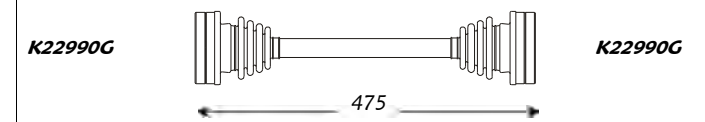
1.3 kW 32 da: 01.68 a: 01.79 Cambio - Telaio -
 2.0 kW 51 from: 01.68 to: 01.79 Gearbox - Chassis -

A	B	C	D	F	H	Fig	N	O	P	Q	R	S	T	Fig
-	33	-	100	-	-	-	-	33	-	100	-	-	-	4



Outer Joint	Driveshaft	Inner Joint
WW2007	WW3066	WW2007

Note : -

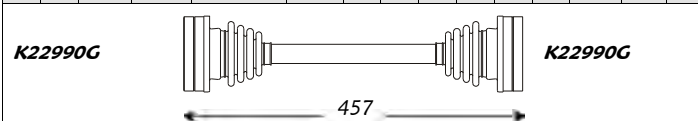


Inner Joint	Driveshaft	Outer Joint
WW2007	WW3066	WW2007

A	B	C	D	F	H	Fig	N	O	P	Q	R	S	T	Fig
-	33	-	100	-	-	-	-	33	-	100	-	-	-	4

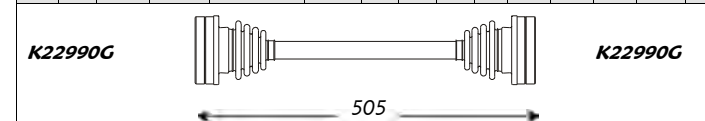
1.3 Aut. kW 32 da: 01.68 a: 01.79 Cambio - Telaio -
 2.0 Aut. kW 51 from: 01.68 to: 01.79 Gearbox - Chassis -

A	B	C	D	F	H	Fig	N	O	P	Q	R	S	T	Fig
-	33	-	100	-	-	-	-	33	-	100	-	-	-	4



Outer Joint	Driveshaft	Inner Joint
WW2007	WW3233	WW2007

Note : -



Inner Joint	Driveshaft	Outer Joint
WW2007	WW3234	WW2007



Sinistra / Left

Volkswagen LCV

Destra / Right



Transporter T3 (Rear)

													kW	da:	a:	Cambio	Telaio																
													from:	to:	Gearbox	Chassis																	
A	B	C	D	F	H	Fig	N	O	P	Q	R	S	T	Fig																			
-	33	-	100	-	-	-	-	33	-	100	-	-	-	4																			
															1.6	37	05.79	08.82	-	-													
															1.6 D	37	01.81	08.82	-	-													
															1.7 D	42	01.81	08.82	-	-													
															2.1	82	05.79	08.82	-	-													
Outer Joint				Driveshaft					Inner Joint																								
WW2007				WW3069					WW2007																								
Note : -																																	
															1.6	37	09.82	07.92	-	-													
															1.6 D	37	09.82	07.92	-	-													
															1.6 TD	51	08.85	07.92	-	-													
															1.7 D	42	09.82	07.92	-	-													
															1.7 TD	-	08.85	07.92	-	-													
															2.1	82	09.82	07.92	-	-													
Outer Joint				Driveshaft					Inner Joint																								
WW2007				WW3072					WW2007																								
Note : -																																	
															1.6 Aut.	37	05.79	08.82	-	-													
															2.0 Aut.	51	05.79	08.82	-	-													
															2.1 Aut.	82	05.79	08.82	-	-													
Outer Joint				Driveshaft					Inner Joint																								
WW2007				WW3235					WW2007																								
Note : -																																	
															1.6 Aut.	37	09.82	07.92	-	-													
															2.0 Aut.	51	09.82	07.92	-	-													
															2.1 Aut.	82	09.82	07.92	-	-													
															2.1 Kat. Aut.	65	09.82	07.92	-	-													
Outer Joint				Driveshaft					Inner Joint																								
WW2007				WW3237					WW2007																								
Note : -																																	
															1.6	37	05.79	08.82	-	-													
															1.6 D	37	01.81	08.82	-	-													
															1.7 D	42	01.81	08.82	-	-													
															2.1	82	05.79	08.82	-	-													
Outer Joint				Driveshaft					Inner Joint																								
WW2007				WW3069					WW2007																								
Note : -																																	
															1.6	37	09.82	07.92	-	-													
															1.6 D	37	09.82	07.92	-	-													
															1.6 TD	51	08.85	07.92	-	-													
															1.7 D	42	09.82	07.92	-	-													
															1.7 TD	-	08.85	07.92	-	-													
															2.1	82	09.82	07.92	-	-													
Outer Joint				Driveshaft					Inner Joint																								
WW2007				WW3072					WW2007																								
Note : -																																	
															1.6	37	05.79	08.82	-	-													
															1.6 D	37	01.81	08.82	-	-													
															1.7 D	42	01.81	08.82	-	-													
															2.1	82	05.79	08.82	-	-													
Outer Joint				Driveshaft					Inner Joint																								
WW2007				WW3069					WW2007																								
Note : -																																	
															1.6	37	05.79	08.82	-	-													
															1.6 D	37	01.81	08.82	-	-													
															1.7 D	42	01.81	08.82	-	-													
															2.1	82	05.79	08.82	-	-													
Outer Joint				Driveshaft					Inner Joint																								
WW2007				WW3069					WW2007																								
Note : -																																	



Sinistra / Left

Volkswagen LCV

Destra / Right



Transporter T3 Syncro (Front)

A	B	C	D	F	H	Fig	N	O	P	Q	R	S	T	Fig
26	25	65	90	M20x1.5	104	1	-	33	-	100	-	-	-	4

kW	da:	a:	Cambio	Telaio
from:	to:	Gearbox	Chassis	
1.9	57	10.84	07.92	- -
2.1	65	10.84	07.92	- -

A	B	C	D	F	H	Fig	N	O	P	Q	R	S	T	Fig
26	25	65	90	M20x1.5	104	1	-	33	-	100	-	-	-	4

K12925  **K22990G**

715

Outer Joint

Driveshaft

Inner Joint

WW1106

WW3139

WW2007

Note : -

K22990G  **K12925**

715

Inner Joint

Driveshaft

Outer Joint

WW2007

WW3139

WW1106

Transporter T3 Syncro (Rear)

A	B	C	D	F	H	Fig	N	O	P	Q	R	S	T	Fig
-	33	-	100	-	-	-	-	33	-	100	-	-	-	4

kW	da:	a:	Cambio	Telaio
from:	to:	Gearbox	Chassis	
1.9 (Wheel 14")	57	10.84	07.92	- -
2.1 (Wheel 14")	65	10.84	07.92	- -

A	B	C	D	F	H	Fig	N	O	P	Q	R	S	T	Fig
-	33	-	100	-	-	-	-	33	-	100	-	-	-	4

K22990G  **K22990G**

537

Outer Joint

Driveshaft

Inner Joint

WW2007

WW3072

WW2007

Note : Wheels 14"

K22990G  **K22990G**

537

Inner Joint

Driveshaft

Outer Joint

WW2007


WW3072

WW2007

A	B	C	D	F	H	Fig	N	O	P	Q	R	S	T	Fig
-	28	-	108	-	-	-	-	28	-	108	-	-	-	4

kW	da:	a:	Cambio	Telaio
from:	to:	Gearbox	Chassis	
1.9 (Wheel 16")	57	10.84	07.92	- -
2.1 (Wheel 16")	65	10.84	07.92	- -

A	B	C	D	F	H	Fig	N	O	P	Q	R	S	T	Fig
-	28	-	108	-	-	-	-	28	-	108	-	-	-	4

K21135  **K21135**

528

Outer Joint

Driveshaft


Inner Joint

WW2043

WW3141

WW2043

Note : Wheels 16"

K21135  **K21135**

528

Inner Joint

Driveshaft

Outer Joint

WW2043

WW3141

WW2043



Sinistra / Left

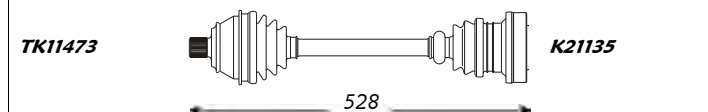
Volkswagen LCV

Destra / Right



Transporter T4 (Serie 70X_ - Front)

A	B	C	D	F	H	Fig	N	O	P	Q	R	S	T	Fig
38	27	60	98	M16x1.5	34	3	-	28	-	108	-	-	-	4



Outer Joint	Driveshaft	Inner Joint
WW1102 WW1103 abs 48	WW3138 WW3174 abs 48	WW2041

kW	da: from:	a: to:	Cambio Gearbox	Telaio Chassis
1.8	50	12.90	07.92	-
1.9 D	45	09.90	07.94	-->70-R-136290
1.9 TD	50	10.92	07.94	-->70-R-136290
2.0	51	07.90	07.94	-->70-R-136290
2.4 D	51/57	07.90	07.94	-->70-R-136290
2.5 i	81	11.90	07.94	-->70-R-136290

Note : -

A	B	C	D	F	H	Fig	N	O	P	Q	R	S	T	Fig
38	27	60	98	M16x1.5	34	3	-	28	-	108	-	-	-	4



Inner Joint	Driveshaft	Outer Joint
WW2041	WW3138 WW3174 abs 48	WW1102 WW1103 abs 48

A	B	C	D	F	H	Fig	N	O	P	Q	R	S	T	Fig
38	27	60	98	M16x1.5	34	3	-	28	-	108	-	-	-	4



Outer Joint	Driveshaft	Inner Joint
WW1104 WW1105 abs 48	WW3263 WW3264 abs 48	WW2055

1.9 D	45	08.94	--..	-	70-S-000001-->
1.9 TD	50	08.94	--..	-	70-S-000001-->
2.0	62	08.94	--..	-	70-S-000001-->
2.4 D	57	08.94	--..	-	70-S-000001-->
2.5 i	81	08.94	--..	-	70-S-000001-->
2.5 TDI	75	09.95	--..	-	-


Note : -

A	B	C	D	F	H	Fig	N	O	P	Q	R	S	T	Fig
38	27	60	98	M16x1.5	34	3	-	28	-	108	-	-	-	4



Inner Joint	Driveshaft	Outer Joint
WW2055	WW3263 WW3264 abs 48	WW1104 WW1105 abs 48

A	B	C	D	F	H	Fig	N	O	P	Q	R	S	T	Fig
38	27	60	98	M16x1.5	34	3	-	28	-	108	-	-	-	-




Outer Joint	Driveshaft	Inner Joint
WW1104 WW1105 abs 48	WW3312 WW3314 abs 48	WW2055

2.4 D	57	08.94	--..	-	70-T-200001-->
2.5 i	81	08.94	--..	-	70-T-200001-->
2.5 i	85	08.96	--..	-	70-T-200001-->
2.5 TDI	75	09.95	--..	-	70-T-200001-->
2.8 VR6	103	11.95	04.00	-	70-T-200001-->

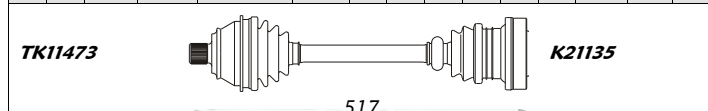
Note : -

A	B	C	D	F	H	Fig	N	O	P	Q	R	S	T	Fig
38	27	60	98	M16x1.5	34	3	-	28	-	108	-	-	-	-



Inner Joint	Driveshaft	Outer Joint
WW2055	WW3312 WW3314 abs 48	WW1104 WW1105 abs 48

A	B	C	D	F	H	Fig	N	O	P	Q	R	S	T	Fig
38	33	60	98	M16x1.5	34	3	-	33	-	108	-	-	-	4




Outer Joint	Driveshaft	Inner Joint
WW1102 WW1103 abs 48	WW3239 WW3240 abs 48	WW2041

2.4 D Aut.	57	07.90	07.94	-	-->70-R-136290
2.5 i Aut.	81	11.90	07.94	-	-->70-R-136290

Note : -

A	B	C	D	F	H	Fig	N	O	P	Q	R	S	T	Fig
38	27	60	98	M16x1.5	34	3	-	28	-	108	-	-	-	4



Inner Joint	Driveshaft	Outer Joint
WW2041	WW3138 WW3174 abs 48	WW1102 WW1103 abs 48



Sinistra / Left

Volkswagen LCV

Destra / Right



Transporter T4 (Serie 70X_ - Front)

														kW	da:	a:	Cambio	Telaio																									
														from:	to:	Gearbox	Chassis																										
A	B	C	D	F	H	Fig	N	O	P	Q	R	S	T	Fig															A	B	C	D	F	H	Fig	N	O	P	Q	R	S	T	Fig
38	33	60	98	M16x1.5	34	3	-	33	-	108	-	-	-	4															38	27	60	98	M16x1.5	34	3	-	28	-	108	-	-	-	4
Outer Joint				Driveshaft				Inner Joint						Inner Joint				Driveshaft				Outer Joint																					
WW1104 WW1105 abs 48				WW3311 WW3313 abs 48				WW2055						WW2055				WW3263 WW3264 abs 48				WW1104 WW1105 abs 48																					
Note: -																																											
38	27	60	98	M16x1.5	34	3	-	28	-	108	-	-	-	4															38	27	60	98	M16x1.5	34	3	-	28	-	108	-	-	-	4
Outer Joint				Driveshaft				Inner Joint						Inner Joint				Driveshaft				Outer Joint																					
WW1104 WW1105 abs 48				WW3263 WW3264 abs 48				WW2055						WW2055				WW3312 WW3314 abs 48				WW1104 WW1105 abs 48																					
Note: -																																											
38	27	60	98	M16x1.5	34	3	-	-	-	-	-	-	-	-															38	27	60	98	M16x1.5	34	3	-	-	-	-	-	-	-	-
Outer Joint				Driveshaft				Inner Joint						Inner Joint				Driveshaft				Outer Joint																					
WW1105 abs 48				WW3294 abs 48														WW3294 abs 48				WW1105 abs 48																					
Note: -																																											



Sinistra / Left

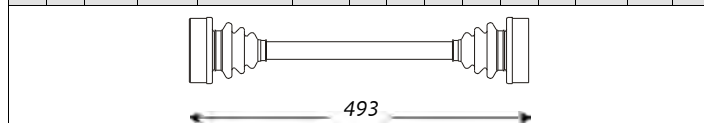
Volvo

Destra / Right



300 (Front)

A	B	C	D	F	H	Fig	N	O	P	Q	R	S	T	Fig
-	20	-	94	-	-	-	-	20	-	94	-	-	-	-

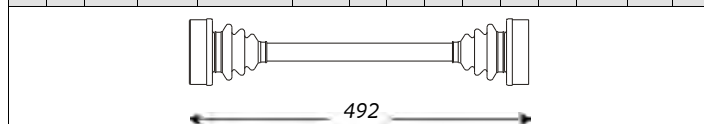


493

Outer Joint	Driveshaft	Inner Joint
VO2002	VO3003	VO2002

Note : -

A	B	C	D	F	H	Fig	N	O	P	Q	R	S	T	Fig
-	24	-	94	-	-	-	-	24	-	94	-	-	-	-




492

Outer Joint	Driveshaft	Inner Joint
VO2003	VO3005	VO2003

Note : -

kW	da:	a:	Cambio	Telaio
	from:	to:	Gearbox	Chassis
1.4	50/53	04.76	01.91	- -
1.4 Aut.	50/53	04.76	01.91	- -
1.6 D	40	04.76	01.91	- -
1.7	59	04.76	01.91	- -

A	B	C	D	F	H	Fig	N	O	P	Q	R	S	T	Fig
-	20	-	94	-	-	-	-	20	-	94	-	-	-	-

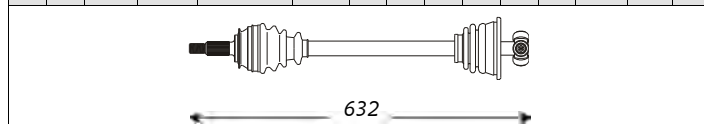


493

Inner Joint	Driveshaft	Outer Joint
VO2002	VO3003	VO2002

440/460 (Serie 445/464 - Front)

A	B	C	D	F	H	Fig	N	O	P	Q	R	S	T	Fig
22	22	50	81	M18x1.5	83	1	-	-	-	-	-	-	30	5

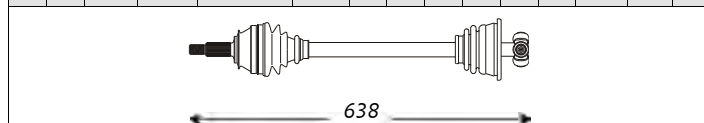


632

Outer Joint	Driveshaft	Inner Joint
VO1001 VO1002 abs 44	VO3009 VO3011 abs 44	

Note : -

A	B	C	D	F	H	Fig	N	O	P	Q	R	S	T	Fig
22	25	50	90	M18x1.5	83	1	-	-	-	-	-	24	30	5




638

Outer Joint	Driveshaft	Inner Joint
VO1003 VO1004 abs 44	VO3007 VO3013 abs 44	

Note : -

kW	da:	a:	Cambio	Telaio
	from:	to:	Gearbox	Chassis
1.6	61	09.88	--	- -
1.7	64/66	09.88	--	- -
1.7 i	75/78	09.88	--	- -
1.8	66	09.88	--	- -
2.0	80/85	09.88	--	- -


A	B	C	D	F	H	Fig	N	O	P	Q	R	S	T	Fig
22	22	50	81	M18x1.5	83	1	23	-	36.2	78.5	35	-	-	-



737

Inner Joint	Driveshaft	Outer Joint
	VO3010 VO3012 abs 44	VO1001 VO1002 abs 44

A	B	C	D	F	H	Fig	N	O	P	Q	R	S	T	Fig
22	25	50	90	M18x1.5	83	1	23	-	-	72.5	42	-	30	5



746

Inner Joint	Driveshaft	Outer Joint
	VO3008 VO3014 abs 44	VO1003 VO1004 abs 44



Sinistra / Left

Volvo

Destra / Right



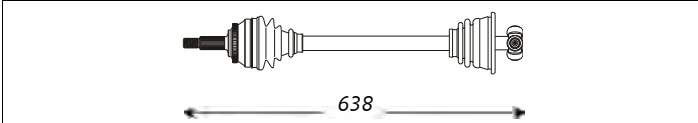
440/460 (Serie 445/464 - Front)

<i>kW</i>	<i>da:</i>	<i>a:</i>	<i>Cambio</i>	<i>Telaio</i>
	<i>from:</i>	<i>to:</i>	<i>Gearbox</i>	<i>Chassis</i>

A	B	C	D	F	H	Fig	N	O	P	Q	R	S	T	Fig
22	25	50	90	M18x1.5	83	1	-	-	-	-	-	24	30	5

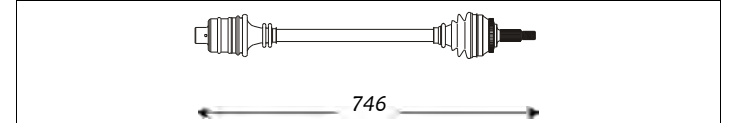
1.9 TD	66	.	07.96	-	-
--------	----	---	-------	---	---

A	B	C	D	F	H	Fig	N	O	P	Q	R	S	T	Fig
22	25	50	90	M18x1.5	83	1	23	-	-	72.5	42	-	30	5



Outer Joint	Driveshaft	Inner Joint
VO1004 abs 44	VO3013 abs 44	

Note : -



Inner Joint	Driveshaft	Outer Joint
	VO3014 abs 44	VO1004 abs 44

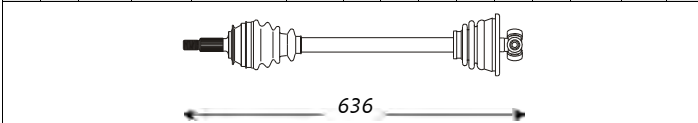
480 (Front)

<i>kW</i>	<i>da:</i>	<i>a:</i>	<i>Cambio</i>	<i>Telaio</i>
	<i>from:</i>	<i>to:</i>	<i>Gearbox</i>	<i>Chassis</i>

A	B	C	D	F	H	Fig	N	O	P	Q	R	S	T	Fig
22	22	50	81	M18x1.5	83	1	-	-	-	-	-	-	30	5

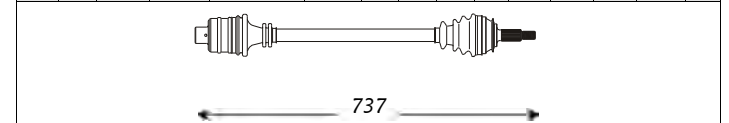
1.7	78/80	01.86	--	-	-
-----	-------	-------	----	---	---

A	B	C	D	F	H	Fig	N	O	P	Q	R	S	T	Fig
22	22	50	81	M18x1.5	83	1	23	-	36.2	78.5	35	-	-	-



Outer Joint	Driveshaft	Inner Joint
VO1001 VO1002 abs 44	VO3047 VO3049 abs 44	

Note : -

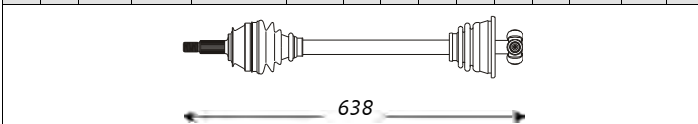


Inner Joint	Driveshaft	Outer Joint
	VO3048 VO3050 abs 44	VO1001 VO1002 abs 44

A	B	C	D	F	H	Fig	N	O	P	Q	R	S	T	Fig
22	25	50	90	M18x1.5	83	1	-	-	-	-	-	24	30	5


1.7 Turbo	-	09.88	--	-	-
2.0	-	09.88	--	-	-

A	B	C	D	F	H	Fig	N	O	P	Q	R	S	T	Fig
22	25	50	90	M18x1.5	83	1	23	-	-	72.5	42	-	30	5



Outer Joint	Driveshaft	Inner Joint
VO1003	VO3007	

Note : -



Inner Joint	Driveshaft	Outer Joint
	VO3008	VO1003



Sinistra / Left

Volvo

Destra / Right

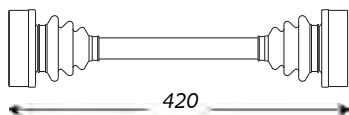


66 (Front)

A	B	C	D	F	H	Fig	N	O	P	Q	R	S	T	Fig
-	20	-	94	-	-	-	-	20	-	94	-	-	-	-

kW	da: from:	a: to:	Cambio Gearbox	Telaio Chassis
-	09.72	01.80	-	-
42	09.72	01.80	-	-

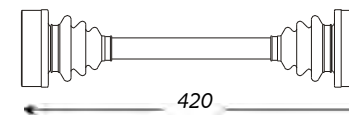
A	B	C	D	F	H	Fig	N	O	P	Q	R	S	T	Fig
-	20	-	94	-	-	-	-	20	-	94	-	-	-	-



420

Outer Joint	Driveshaft	Inner Joint
VO2002	VO3002	VO2002

Note : -



420

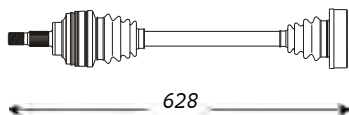
Inner Joint	Driveshaft	Outer Joint
VO2002	VO3002	VO2002

740/760 (Serie 744/745 - Front)

A	B	C	D	F	H	Fig	N	O	P	Q	R	S	T	Fig
26	28	61	102	M22x1.5	82	3	-	28	-	108	-	-	-	-

kW	da: from:	a: to:	Cambio Gearbox	Telaio Chassis
-	08.87	--	-	-
-	08.87	--	-	-
127	08.87	--	-	-
-	08.87	--	-	-
114/115	08.87	--	-	-

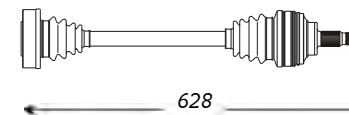
A	B	C	D	F	H	Fig	N	O	P	Q	R	S	T	Fig
26	28	61	102	M22x1.5	82	3	-	28	-	108	-	-	-	-



628

Outer Joint	Driveshaft	Inner Joint
VO1015	VO3006	VO2008

Note : -



628

Inner Joint	Driveshaft	Outer Joint
VO2008	VO3006	VO1015

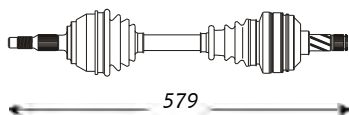
850 (Serie LS/LW - Front)

A	B	C	D	F	H	Fig	N	O	P	Q	R	S	T	Fig
26	28	56.6	98	M20x1.5	98	1	26	28	40	94	68	84	-	-

kW	da: from:	a: to:	Cambio Gearbox	Telaio Chassis
-	06.91	--	-	-
166	06.91	--	-	-
-	06.91	--	-	-
-	06.91	--	-	-

A	B	C	D	F	H	Fig	N	O	P	Q	R	S	T	Fig
26	28	56.6	98	M20x1.5	98	1	26	28	40	102	68	507	-	-

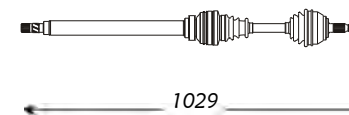
TK12539



579

Outer Joint	Driveshaft	Inner Joint
VO1005 VO1006 abs 48	VO3019 VO3021 abs 48	VO2017

Note : -



1029

Inner Joint	Driveshaft	Outer Joint
VO2018	VO3020 VO3022 abs 48	VO1005 VO1006 abs 48



Sinistra / Left

Volvo

Destra / Right



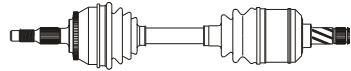
850 (Serie LS/LW - Front)

A	B	C	D	F	H	Fig	N	O	P	Q	R	S	T	Fig
26	28	56.6	98	M20x1.5	98	1	26		40	90	40	68	41	-

kW	da: from:	a: to:	Cambio Gearbox	Telaio Chassis
2.0 Turbo Aut.	155/166	02.93	--	-
2.3 Turbo Aut.	-	02.93	--	-
2.4 T. 4X4 Aut.	-	02.93	--	-
2.5 TDI Aut.	103	02.93	--	-

A	B	C	D	F	H	Fig	N	O	P	Q	R	S	T	Fig
26	28	56.6	98	M20x1.5	98	1	26		75	90	24	508	-	-

TK12539



575

Outer Joint

Driveshaft

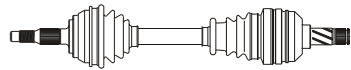
Inner Joint

VO1006 abs 48

VO3051 abs 48

Note: -

A	B	C	D	F	H	Fig	N	O	P	Q	R	S	T	Fig
26	25	56.6	90	M20x1.5	97	1	26	25	40	94	68	84	-	-



579

Outer Joint

Driveshaft

Inner Joint

VO1007
VO1008 abs 48

VO3015
VO3017 abs 48

VO2009

Note: -

TK12539

1025

Inner Joint

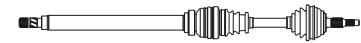
Driveshaft

Outer Joint

VO3052 abs 48

VO1006 abs 48

A	B	C	D	F	H	Fig	N	O	P	Q	R	S	T	Fig
26	25	56.6	90	M20x1.5	97	1	26	25	40	102	68	507	-	-



1029

Inner Joint

Driveshaft

Outer Joint

VO2010

VO3016
VO3018 abs 48

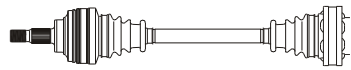
VO1007
VO1008 abs 48

940/960 (Serie 945/965 - Front)

A	B	C	D	F	H	Fig	N	O	P	Q	R	S	T	Fig
26		61	101.5	-	81.5		-	-	-	108	-	-	-	-

kW	da: from:	a: to:	Cambio Gearbox	Telaio Chassis
2.0	-	--	07.95	-
2.0 Turbo	-	--	07.95	-
2.4 TD	-	--	07.95	-

A	B	C	D	F	H	Fig	N	O	P	Q	R	S	T	Fig
26		61	101.5	-	81.5		-	-	-	108	-	-	-	-



627

Outer Joint

Driveshaft

Inner Joint

VO3028

Note: -



627

Inner Joint

Driveshaft

Outer Joint

VO3028

A	B	C	D	F	H	Fig	N	O	P	Q	R	S	T	Fig
26		61	101.5	-	81.5		26		35	102	-	70	-	4

kW	da: from:	a: to:	Cambio Gearbox	Telaio Chassis
2.9 24V	-	06.97	--	-

A	B	C	D	F	H	Fig	N	O	P	Q	R	S	T	Fig
26		61	101.5	-	81.5		26		35	102	-	70	-	4

741

Outer Joint

Driveshaft

Inner Joint

VO3046

Note: -

741

Inner Joint

Driveshaft

Outer Joint

VO3046



Sinistra / Left

Volvo

Destra / Right



C70/S70/V70 (Front)


<i>kW</i>	<i>da:</i>	<i>a:</i>	<i>Cambio</i>	<i>Telaio</i>
	<i>from:</i>	<i>to:</i>	<i>Gearbox</i>	<i>Chassis</i>

A	B	C	D	F	H	Fig	N	O	P	Q	R	S	T	Fig
26	25	56.6	90	M20x1.5	97	1	-	-	-	-	-	-	-	-

2.0 20V	93/132	03.97	--	-	-
2.4 20V	106/125	03.97	--	-	-

A	B	C	D	F	H	Fig	N	O	P	Q	R	S	T	Fig
26	25	56.6	90	M20x1.5	97	1	26	-	40	89	-	527	34	5


TK12539



Outer Joint	Driveshaft	Inner Joint
VO1007	VO3033	

Note : -

TK12539



Inner Joint	Driveshaft	Outer Joint
	VO3034	VO1007

A	B	C	D	F	H	Fig	N	O	P	Q	R	S	T	Fig
26	25	56.6	90	M20x1.5	97	1	-	-	-	-	-	-	-	-

2.0 20V	93/132	03.97	12.98	-	-
2.4 20V	106/125	03.97	12.98	-	-

A	B	C	D	F	H	Fig	N	O	P	Q	R	S	T	Fig
26	25	56.6	90	M20x1.5	97	1	26	-	40	89	-	527	34	5


TK12539



Outer Joint	Driveshaft	Inner Joint
VO1008 abs 48	VO3035 abs 48	

Note : -

TK12539



Inner Joint	Driveshaft	Outer Joint
	VO3036 abs 48	VO1008 abs 48

A	B	C	D	F	H	Fig	N	O	P	Q	R	S	T	Fig
36	33	56.5	88	M10x1.5	-	2	26	-	40	-	-	67	-	4

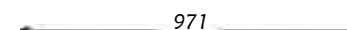
2.0 20V	93/132	01.99	----	-	-
2.4 20V	103/106/12	01.99	----	-	-

A	B	C	D	F	H	Fig	N	O	P	Q	R	S	T	Fig
36	33	56.5	88	M10x1.5	-	2	26	-	40	-	-	528	-	4



Outer Joint	Driveshaft	Inner Joint
VO1020 abs 48	VO3065 abs 48	

Note : -




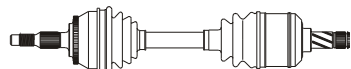
Inner Joint	Driveshaft	Outer Joint
	VO3066 abs 48	VO1020 abs 48

A	B	C	D	F	H	Fig	N	O	P	Q	R	S	T	Fig
26	28	56.6	98	M20x1.5	98	1	26	-	40	90	40	68	41	-

2.0 20V T. Aut.	166	03.97	--	-	-
2.5 20V T. Aut.	142	03.97	--	-	-

A	B	C	D	F	H	Fig	N	O	P	Q	R	S	T	Fig
26	28	56.6	98	M20x1.5	98	1	26	-	75	90	24	508	-	-


TK12539



Outer Joint	Driveshaft	Inner Joint
VO1006 abs 48	VO3051 abs 48	

Note : -

TK12539



Inner Joint	Driveshaft	Outer Joint
	VO3052 abs 48	VO1006 abs 48



Sinistra / Left

Volvo

Destra / Right

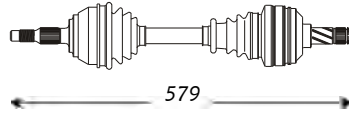


C70/S70/V70 (Front)

A	B	C	D	F	H	Fig	N	O	P	Q	R	S	T	Fig
26	28	56.6	98	M20x1.5	98	1	26	28	40	94	68	84	-	-

	kW	da: from:	a: to:	Cambio Gearbox	Telaio Chassis
2.0 Turbo	166	03.97	12.98	-	-
2.0 Turbo 4X4	166	03.97	12.98	-	-
2.3 Turbo	176	03.97	12.98	-	-
2.3 Turbo 4X4	176	03.97	12.98	-	-
2.4 Turbo	-	03.97	12.98	-	-
2.4 Turbo 4X4	-	03.97	12.98	-	-
2.5 TDI	103	03.97	12.98	-	-
2.5 Turbo	142	03.97	12.98	-	-

TK12539



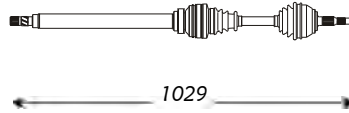
579

Outer Joint	Driveshaft	Inner Joint
VO1005 VO1006 abs 48	VO3019 VO3021 abs 48	VO2017

Note: -

A	B	C	D	F	H	Fig	N	O	P	Q	R	S	T	Fig
26	28	56.6	98	M20x1.5	98	1	26	28	40	102	68	507	-	-

TK12539



1029

Inner Joint	Driveshaft	Outer Joint
VO2018	VO3020 VO3022 abs 48	VO1005 VO1006 abs 48

Note: -

A	B	C	D	F	H	Fig	N	O	P	Q	R	S	T	Fig
36	27	56.5	98	M10x1.5	48	2	26		40	-	-	67	-	4

	kW	da: from:	a: to:	Cambio Gearbox	Telaio Chassis
2.5 TDI	103	01.99	02.00	-	-

526

Outer Joint	Driveshaft	Inner Joint
VO1017 abs 48	VO3075 abs 48	

Note: -

A	B	C	D	F	H	Fig	N	O	P	Q	R	S	T	Fig
36	27	56.5	98	M10x1.5	48	2	26		40	-	-	527	-	4

977

Inner Joint	Driveshaft	Outer Joint
	VO3076 abs 48	VO1017 abs 48

Note: -

A	B	C	D	F	H	Fig	N	O	P	Q	R	S	T	Fig
36	27	56.5	98	M10x1.5	48	2	26							

	kW	da: from:	a: to:	Cambio Gearbox	Telaio Chassis
2.5 TDI Aut.	103	01.99	02.00	-	-
2.5 Turbo Aut.	142	01.99	02.00	-	-

520

Outer Joint	Driveshaft	Inner Joint
VO1017 abs 48	VO3077 abs 48	

Note: -

A	B	C	D	F	H	Fig	N	O	P	Q	R	S	T	Fig
36	27	56.5	98	M10x1.5	48	2	26							

-

Inner Joint	Driveshaft	Outer Joint
	VO3078 abs 48	VO1017 abs 48

Note: -

C70/S70/V70 II (Front)

A	B	C	D	F	H	Fig	N	O	P	Q	R	S	T	Fig
36	27	56.5	98	M10x1.5	48	2	26		40	-	-	67	-	4

	kW	da: from:	a: to:	Cambio Gearbox	Telaio Chassis
2.3 Turbo T5	184	04.00	----	-	-
2.4 D5	96/120	08.01	----	-	-
2.5 TDI	103	03.00	----	-	-

547

Outer Joint	Driveshaft	Inner Joint
VO1017 abs 48	VO3069 abs 48	

Note: -

A	B	C	D	F	H	Fig	N	O	P	Q	R	S	T	Fig
36	27	56.5	98	M10x1.5	48	2	26		40	-	-	527	-	4

999

Inner Joint	Driveshaft	Outer Joint
	VO3070 abs 48	VO1017 abs 48

Note: -



Sinistra / Left

Volvo

Destra / Right



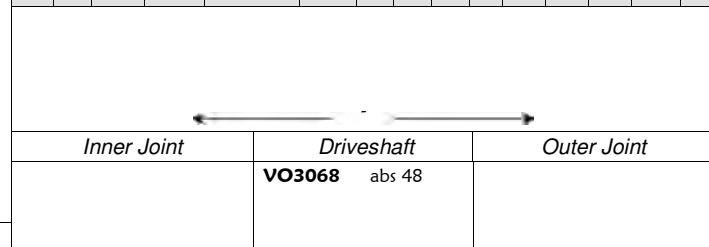
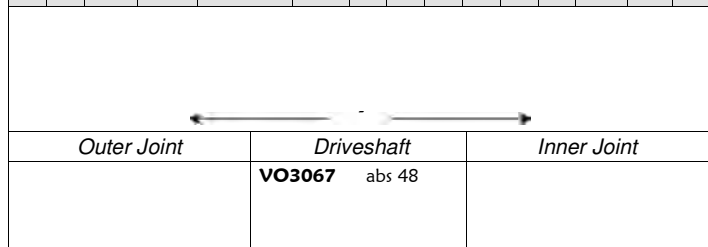
C70/S70/V70 II (Front)

<i>kW</i>	<i>da:</i>	<i>a:</i>	<i>Cambio</i>	<i>Telaio</i>
	<i>from:</i>	<i>to:</i>	<i>Gearbox</i>	<i>Chassis</i>

A	B	C	D	F	H	Fig	N	O	P	Q	R	S	T	Fig

2.3 Turbo T5 Au	184	04.00	---	-	-
-----------------	-----	-------	-----	---	---

A	B	C	D	F	H	Fig	N	O	P	Q	R	S	T	Fig



Note : -

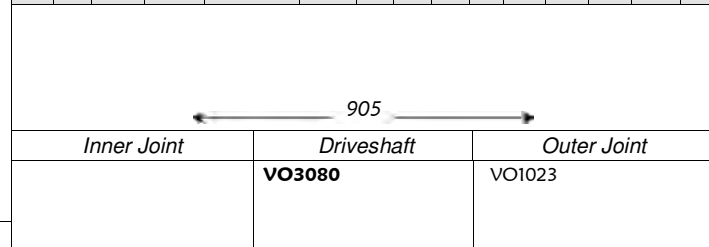
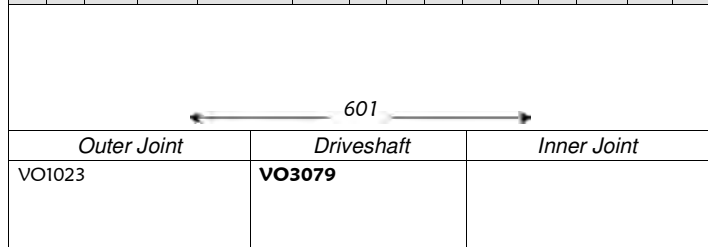
S40 II (Serie MS - Front)

<i>kW</i>	<i>da:</i>	<i>a:</i>	<i>Cambio</i>	<i>Telaio</i>
	<i>from:</i>	<i>to:</i>	<i>Gearbox</i>	<i>Chassis</i>

A	B	C	D	F	H	Fig	N	O	P	Q	R	S	T	Fig
36	24	56	81	-	-	2	23		40	78.5	25	61.5	30	5

1.6	74	01.05	----	-	-
-----	----	-------	------	---	---

A	B	C	D	F	H	Fig	N	O	P	Q	R	S	T	Fig
36	24	56	81	-	-	2	23		40	78.5	25	371	30	5

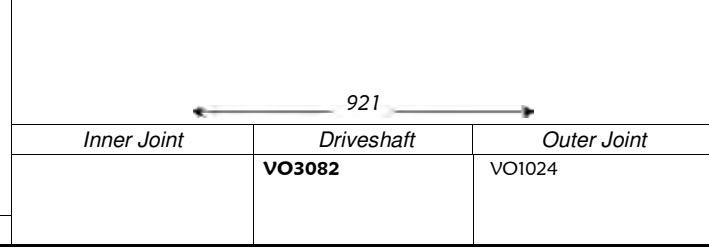
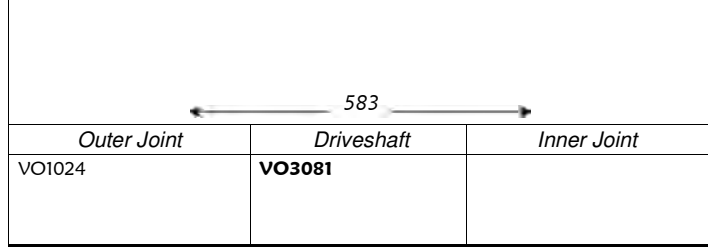


Note : -

A	B	C	D	F	H	Fig	N	O	P	Q	R	S	T	Fig
36	26	56.5	87	M10x1.5	-	2	26		40	-	-	70	-	5

1.6 D4	81	01.05	----	-	-
--------	----	-------	------	---	---

A	B	C	D	F	H	Fig	N	O	P	Q	R	S	T	Fig
36	26	56.5	87	M10x1.5	-	2	26		40	-	-	389	-	5



Note : -



Sinistra / Left

Volvo

Destra / Right

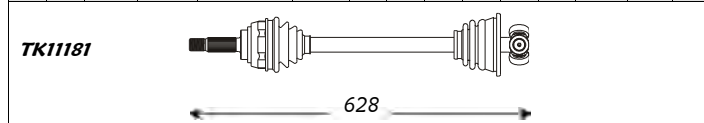


S40/V40 (Serie VS - Front)

kW	da: from:	a: to:	Cambio Gearbox	Telaio Chassis
1.6	77/80	07.95	----	- -
1.8 16V	85	07.95	---	- -
2.0 16V	100/103	07.95	---	- -

A	B	C	D	F	H	Fig	N	O	P	Q	R	S	T	Fig
25	29	54	87	M22x1.5	95	1	-	-	-	-	-	-	30	5

1.6	77/80	07.95	----	- -
1.8 16V	85	07.95	---	- -
2.0 16V	100/103	07.95	---	- -




Outer Joint		Driveshaft	Inner Joint
VO1009		VO3029	
VO1010	abs 43	VO3031	abs 43

Note : Ø ABS 78 mm.

A	B	C	D	F	H	Fig	N	O	P	Q	R	S	T	Fig
26	27	56,6	98	M22x1,5	98	2	25		41			62,5		

1.8	92	03.98	06.04	- -
-----	----	-------	-------	-----

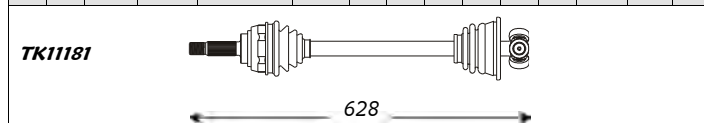


Outer Joint		Driveshaft	Inner Joint
VO1019	abs 43	VO3071	abs 43

Note : Ø ABS 82 mm.

A	B	C	D	F	H	Fig	N	O	P	Q	R	S	T	Fig
25	29	54	87	M22x1.5	95	1	-	-	-	-	-	-	30	5

2.0 16V	100/103	07.95	---	- -
---------	---------	-------	-----	-----




Outer Joint		Driveshaft	Inner Joint
VO1009		VO3029	
VO1016	abs 43	VO3055	abs 43

Note : Ø ABS 82 mm.

A	B	C	D	F	H	Fig	N	O	P	Q	R	S	T	Fig
26	27	56,6	98	M22x1,5	98	2	26		40	94	-	67	-	4

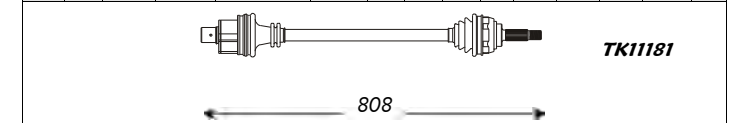
1.9 DI	75/85	07.00	----	- -
--------	-------	-------	------	-----



Outer Joint		Driveshaft	Inner Joint
VO1019	abs 43	VO3061	abs 43


Note : Ø ABS 82 mm.

A	B	C	D	F	H	Fig	N	O	P	Q	R	S	T	Fig
25	29	54	87	M22x1.5	95	1	23		-	75	-	-	30	5



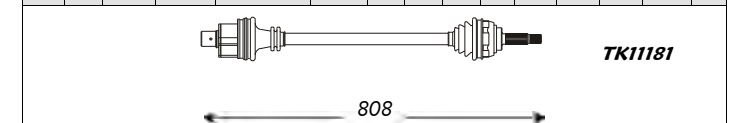
Inner Joint		Driveshaft	Outer Joint
		VO3030	VO1009
		VO3032	VO1010
		abs 43	abs 43

A	B	C	D	F	H	Fig	N	O	P	Q	R	S	T	Fig
26	27	56,6	98	M22x1,5	98	2	25		41			62,5		




Inner Joint		Driveshaft	Outer Joint
		VO3072	VO1019
		abs 43	abs 43

A	B	C	D	F	H	Fig	N	O	P	Q	R	S	T	Fig
25	29	54	87	M22x1.5	95	1	23		-	75	-	-	30	5



Inner Joint		Driveshaft	Outer Joint
		VO3030	VO1009
		VO3056	VO1016
		abs 43	abs 43

A	B	C	D	F	H	Fig	N	O	P	Q	R	S	T	Fig
26	27	56,6	98	M22x1,5	98	2	26		40	94	-	406	-	4



Inner Joint		Driveshaft	Outer Joint
		VO3062	VO1019
		abs 43	abs 43



Sinistra / Left

Volvo

Destra / Right



S60 (Front)

														<i>kW</i>		<i>da:</i>	<i>a:</i>	<i>Cambio</i>	<i>Telaio</i>																
																<i>from:</i>	<i>to:</i>	<i>Gearbox</i>	<i>Chassis</i>																
A	B	C	D	F	H	Fig	N	O	P	Q	R	S	T	Fig	2.4 D5	96/120	07.01	----	-	-	A	B	C	D	F	H	Fig	N	O	P	Q	R	S	T	Fig
36	27	56.5	98	M10x1.5	48	2	26		40	-	-	67	-	4							36	27	56.5	98	M10x1.5	48	2	26		40	-	-	527	-	4
← 547 →														← 999 →																					
<i>Outer Joint</i>				<i>Driveshaft</i>				<i>Inner Joint</i>						<i>Inner Joint</i>				<i>Driveshaft</i>				<i>Outer Joint</i>													
VO1017 abs 48				VO3069 abs 48														VO3070 abs 48				VO1017 abs 48													
Note : -																																			

S80 (Front)

														<i>kW</i>		<i>da:</i>	<i>a:</i>	<i>Cambio</i>	<i>Telaio</i>																
																<i>from:</i>	<i>to:</i>	<i>Gearbox</i>	<i>Chassis</i>																
A	B	C	D	F	H	Fig	N	O	P	Q	R	S	T	Fig	2.0 20v	120	06.98	----	-	-	A	B	C	D	F	H	Fig	N	O	P	Q	R	S	T	Fig
36	27	56.5	98	M10x1.5	48	2	26		40	-	-	67	-	4	2.4 20v	103	01.99	----	-	-	36	27	56.5	98	M10x1.5	48	2	26		40	-	-	528	-	4
← →														← →																					
<i>Outer Joint</i>				<i>Driveshaft</i>				<i>Inner Joint</i>						<i>Inner Joint</i>				<i>Driveshaft</i>				<i>Outer Joint</i>													
VO1017 abs 48				VO3063 abs 48														VO3064 abs 48				VO1017 abs 48													
Note : -																																			

V50 (Serie MW - Front)

														<i>kW</i>		<i>da:</i>	<i>a:</i>	<i>Cambio</i>	<i>Telaio</i>																
																<i>from:</i>	<i>to:</i>	<i>Gearbox</i>	<i>Chassis</i>																
A	B	C	D	F	H	Fig	N	O	P	Q	R	S	T	Fig	1.6	74	01.05	----	-	-	A	B	C	D	F	H	Fig	N	O	P	Q	R	S	T	Fig
36	24	56	81	-	-	2	23		40	78.5	25	61.5	30	5							36	24	56	81	-	-	2	23		40	78.5	25	371	30	5
← 601 →														← 905 →																					
<i>Outer Joint</i>				<i>Driveshaft</i>				<i>Inner Joint</i>						<i>Inner Joint</i>				<i>Driveshaft</i>				<i>Outer Joint</i>													
VO1023				VO3079														VO3080				VO1023													
Note : -																																			



Sinistra / Left

Volvo

Destra / Right




V50 (Serie MW - Front)

A	B	C	D	F	H	Fig	N	O	P	Q	R	S	T	Fig
36	26	56.5	87	M10x1.5	-	2	26		40	-	-	70	-	5


1.6 D4	kW	da: from:	a: to:	Cambio Gearbox	Telaio Chassis
	81	01.05	----	-	-

A	B	C	D	F	H	Fig	N	O	P	Q	R	S	T	Fig
36	26	56.5	87	M10x1.5	-	2	26		40	-	-	389	-	5



Outer Joint	Driveshaft	Inner Joint
VO1024	VO3081	

Note : -




Inner Joint	Driveshaft	Outer Joint
	VO3082	VO1024

XC90 (Front)

A	B	C	D	F	H	Fig	N	O	P	Q	R	S	T	Fig
36	27	56.6	101	M10x1.5	-	2	26		31	-	-	50	-	-


2.5 T Aut.	2.5 TD D5 Aut.	kW	da: from:	a: to:	Cambio Gearbox	Telaio Chassis
		154	10.02	----	-	-
		120	10.02	----	-	-

A	B	C	D	F	H	Fig	N	O	P	Q	R	S	T	Fig
36	27	56.6	101	M10x1.5	-	2	26		28	-	-	512	-	-



Outer Joint	Driveshaft	Inner Joint
VO1022	VO3073 abs 48	

Note : -



Inner Joint	Driveshaft	Outer Joint
	VO3074 abs 48	VO1022



Sinistra / Left

Zastava

Destra / Right



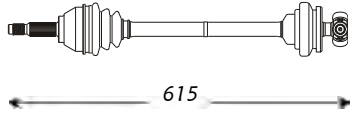
Florida (Front)

A	B	C	D	F	H	Fig	N	O	P	Q	R	S	T	Fig
22	20	48.1	80	M20x1.5	90	1	-	20	-	-	-	-	32	5

kW	da:	a:	Cambio	Telaio
	from:	to:	Gearbox	Chassis
1.3	-	01.87	--	-
1.4	-	01.87	--	-
1.6	-	01.87	--	-

A	B	C	D	F	H	Fig	N	O	P	Q	R	S	T	Fig
22	20	48.1	80	M20x1.5	90	1	-	20	-	-	-	-	32	5

K11720



K21750/1

615

Outer Joint

Driveshaft

Inner Joint

ZA1002

ZA3003

ZA7022

Note : -

K21750/1



K11720

878

Inner Joint

Driveshaft

Outer Joint

ZA7022

ZA3004

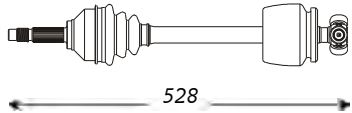
ZA1002

Yugo (Front)

A	B	C	D	F	H	Fig	N	O	P	Q	R	S	T	Fig
20	20	43.1	80	M20x1.5	90	1	-	20	-	-	-	-	28	5

kW	da:	a:	Cambio	Telaio
	from:	to:	Gearbox	Chassis
1.3	40	01.80	--	-
1.5	48	01.80	--	-

A	B	C	D	F	H	Fig	N	O	P	Q	R	S	T	Fig
20	20	43.1	80	M20x1.5	90	1	-	20	-	-	-	-	28	5



528

Outer Joint

Driveshaft

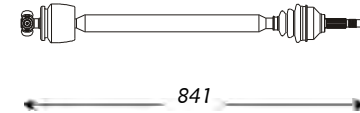
Inner Joint

ZA1001

ZA3001

ZA7006

Note : -



841

Inner Joint

Driveshaft

Outer Joint

ZA7006

ZA3002

ZA1001



Sinistra / Left

Zaz

Destra / Right



Slavuta (Front)

kW *da:* *a:* *Cambio* *Telaio*
from: *to:* *Gearbox* *Chassis*

A	B	C	D	F	H	Fig	N	O	P	Q	R	S	T	Fig
22	22	42	83	M18x1.5	92	3	-	-	-	-	-	-	-	-

tt	-	---	---	-	-
----	---	-----	-----	---	---

A	B	C	D	F	H	Fig	N	O	P	Q	R	S	T	Fig
22	22	42	83	M18x1.5	92	3	-	-	-	-	-	-	-	-

← 583 →

← 814 →

Outer Joint	Driveshaft	Inner Joint
ZZ1001	ZZ3003	

Inner Joint	Driveshaft	Outer Joint
	ZZ3004	ZZ1001

Note : -

Tavrija (Front)

kW *da:* *a:* *Cambio* *Telaio*
from: *to:* *Gearbox* *Chassis*

A	B	C	D	F	H	Fig	N	O	P	Q	R	S	T	Fig
22	22	42	83	M18x1.5	92	3	-	-	-	-	-	-	-	-

1.1	37	01.89	--	-	-
1.3	44	01.89	--	-	-

A	B	C	D	F	H	Fig	N	O	P	Q	R	S	T	Fig
22	22	42	83	M18x1.5	92	3	-	-	-	-	-	-	-	-

← 587 →










← 809 →

Outer Joint	Driveshaft	Inner Joint
ZZ1001	ZZ3001	

Inner Joint	Driveshaft	Outer Joint
	ZZ3002	ZZ1001

Note : -

COMPOSIZIONE SPECIALE KIT - KIT SPECIAL COMPOSITION










KIT	 BOOT	 CLAMP	 GREASE	 BEARING	 BAUER	 SEEGER	 SEEGER	 NUT	 FLANGE
K11000	•	•	•		•	•			
K11010	•	•	•			•			
K11020	•	•	•		•	•			
K11100	•	•	•		•	•		•	
K11115	•	•	•		•	•	•		
K11120	•	•	•		•	•			
K11125	•	•	•			•		•	
K11135	•	•	•		•		•		
K11145	•	•	•				•		
K11150	•	•	•			•		•	
K11310	•	•	•		•	•			
K11350	•	•	•						•
K11360	•	•	•						•
K11700	•	•	•					•	
K11720	•	•	•					•	
K11750	•	•	•					•	
K11770	•	•	•					•	
K11800	•	•	•			•			
K11820	•	•	•		•	•			
K12300	•	•	•		•	•			
K12320	•	•	•			•			
K12960	•	•	•		•	•		•	
K21060	•	•	•						•
K21070	•	•	•						•
K21103	•	•	•		•	•			•
K21123	•	•	•		•	•			•
K21125	•	•	•						•

COMPOSIZIONE STANDARD KIT:

N.1 Cuffia (Neoprene o Termoplastica)
 N.2 Fascette
 N.1 Tubetto Grasso da 90 ml
 N.1 Seeger

KIT STANDARD COMPOSITION:

N.1 Boot (Neoprene or Thermoplastic)
 N.2 Clips
 N.1 Grease 90 ml
 N.1 Circlip

KIT	 BOOT	 CLAMP	 GREASE	 BEARING	 BAUER	 SEEGER	 SEEGER	 NUT	 FLANGE
K21135	•	•	•			•			•
K21137	•	•	•			•			•
K21145	•	•	•			•			•
TK21170	•	•	•						•
TK21171	•	•	•						•
K21185	•	•	•		•	•			•
K21192	•	•	•		•	•			•
K21195	•	•	•						•
K21360	•	•	•						•
K21372	•	•	•						•
K21373	•	•	•						•
K21700	•								boccola - bushing Š 25
K21710	•								boccola - bushing Š 25
K21715/1C25	•			•					cuscinetto - bearing Š 25.8
K21715/2C	•			•					cuscinetto - bearing Š 23
K21715/2C24.5	•			•					cuscinetto - bearing Š 24.5
K21750/1	•								boccola nylon - bushing Š 23
K21792	•	•	•						•
K21800	•	•	•			•			
K21820	•	•	•		•	•			
K22360	•	•	•			•			•
K22573	•			•					cuscinetto - bearing Š 28
K22903	•	•	•						•
K22923	•	•	•		•	•			•
K22985	•	•	•		•				•
K22990G	•	•	•		•	•			•
K22995	•	•	•		•	•			•

COMPOSIZIONE STANDARD KIT:

N.1 Cuffia (Neoprene o Termoplastica)
 N.2 Fascette
 N.1 Tubetto Grasso da 90 ml
 N.1 Seeger

KIT STANDARD COMPOSITION:

N.1 Boot (Neoprene or Thermoplastic)
 N.2 Clips
 N.1 Grease 90 ml
 N.1 Circlip



Crosslist GR / OE

GENERALRICAMBI

GR / OE

Alfa Romeo	AR1056	46308070	AR3069	60511871	811407311	893498099B	871407271		
AR1003	795283	AR2004	60557667	AR3073	46307343	893498099F	871407271C		
AR1004	547680	AR2019	431407331	AR3077	46307694	893498099H	871407271X		
	548135	AR2025	431407331G	AR3080	46307306	AU1081	893407305	AU3002	171407272C
AR1007	700081		4315132	AR3081	46307345		893498099A		171407272CX
AR1014	5929237		60812691	AR3085	164102000000	AU1084	431498099C		171407272H
	5929240	AR3004	547679		60546643	AU1092	431498099D		867407272
	60810018		547680	AR3090	46307474		437407305		871407272
	7633434		795283	AR3094	46307653	AU1106	443498099F		871407272B
	7656944		795284	AR3095	46307651	AU1107	447498099		871407272D
	7698900	AR3007	510847	AR3096	46307650	AU1108	441407305B		871407272X
	82301373		531943	AR3098	46307654		4A0407305G	AU3003	443407271BJ
	82333811		795067	AR3102	46307346	AU1011	4A0407311B		447407271
	82362521		795068	AR3115	46307010		4A0498099	AU3004	321407271AG
	82362523	AR3008	535015	AR3116	46307011	AU1012	4A0498099D	AU3005	321407271AJ
	82362524		795138	AR3117	46308023		3B0498099D		321407271AQ
	82428432	AR3009	116081704700		46308071	AU1013	8D0407305G		321407271P
	82439756		116552000000	AR3118	46308024	AU1014	8D0498099	AU3006	893407271
	82440166	AR3011	116462000000		46308072		8D0498099B		893407271B
AR1018	60559887*	AR3012	116502000000	AR3119	46308089	AU1016	4A0498099D	AU1112	443498099E
AR1019	60589273*	AR3013	119132000000	AR3120	46307741		443407311	AU1114	895407305A
AR1021	60541801	AR3021	548135	AR3121	46308163	AU1054	443498099D	AU1115	8D0498099D
AR1022	60541802	AR3023	506008	AR3122	46308164	AU1055	8934980299D		8D0498099E
	60809609		795225	Audi		AU1056	893498099E	AU1116	811498099A
AR1023	82489521	AR3032	164002000000	AU1001	171407311E		895407311	AU1117	3B0498099B
AR1025	60811033	AR3034	164102000000	AU1002	855407311	AU1056	893498099G	AU1119	893498099P
AR1027	7750300	AR3036	60559887		855498099		895407305	AU1121	6Q0498099E
AR1034	46307309	AR3039	60563302		855498099A	AU1068	893407305	AU2012	251598101A
AR1036	46307246	AR3040	60564944		855498099B		893407305B		431407331G
AR1041	46307308	AR3043	60568129	AU1003	171407311D		893407305N		431498103C
AR1044	60813079	AR3047	60546641		321407311L		895498099A		60809866
AR1046	60813096	AR3048	60546642		321498099		895498099H	AU3001	171407271C
AR1047	60815368	AR3067	60543392	AU1004	171407311L		895498099M		171407271CX
AR1055	46307685				321498099B		8A0498099		171407271H
						AU1074	893407311D		867407271
									871407271
									871407271C
									871407271X
									171407272C
									171407272CX
									171407272H
									867407272
									871407272
									871407272B
									871407272D
									871407272X
									443407271BJ
									447407271
									321407271AG
									321407271AJ
									321407271AQ
									321407271P
									893407271
									893407271B
									893407272
									893407271AB
									893407272AB
									893407272B
									441407271P
									895407271
									895407272
									321407271AP
									321407273AX
									321407272S
									321407271AR
									811407271H
									321407272AB
									811407272D
									811407271P
									853407271C

AU3020	811407272C 811407272K 853407272C		4A0501203B	AU3168	4A0407272AF 4A0407272B 4A0407272CQ	AU3194	4A0407271BG 4A0407272AR	AU3251	1J0407271AP 1J0407271FN 1J0407271H 1J0407451AX	AU3283	431407271L
AU3027	855407271	AU3115	4A0501203A		4A0407272CS	AU3195	4A0407272AT 4A0407272BG			AU3284	443407271N
AU3028	855407272	AU3120	893407271L		4A0407272DD	AU3196	4A0407272AS 4A0407272BD	AU3252	1J0407272 1J0407272JK	AU3285	443407271M
AU3029	803407271D	AU3121	893407272L		4A0407272F					AU3286	443407276A
AU3034	807407271A	AU3122	895407271D	AU3169	443407271AM 443407275X			AU3253	443407271AP	AU3287	443407276
AU3035	807407272A	AU3123	811407271M			AU3197	4A0407272CR 4A0407272DF	AU3255	441407271N	AU3292	431407271C
AU3038	443407276		895407272D	AU3170	443407272AD 443407276FX			AU3256	441407271N	AU3293	32211225900 431407272A
AU3039	443407272D		8A0407272AE					AU3257	321407271D	AU3298	4A0407271AR
AU3040	431407271B	AU3127	8D0407272AN	AU3171	443407271AP			AU3258	321407271D	AU3299	4A0407271AS 4A0407271CR
AU3041	431407271L		8D0407272BJ	AU3172	443407272AF	AU3202	893407271K	AU3259	321407271A 321407271AE	AU3300	4A0407271BT
AU3042	431407272		8D0407272CL	AU3173	443407271BH 443407275BX	AU3203	893407272A		321407271C	AU3301	4A0407272BT
AU3046	811407272H	AU3128	443407271BP		447407271	AU3206	893407271AC			AU3302	4A0407271CA 4A0407271DA
AU3061	893407271H	AU3129	443407271BQ		447407271D	AU3207	893407272C	AU3260	321407272B 321407272BX	AU3303	4A0407272BS 4A0407272CA 4A0407272DA 4A0407272DG
AU3062	893407272H	AU3134	443407271BR	AU3175	443407271AR 443407275AX	AU3218	321407271AN 321407273X		321407272P 321407272PX		
AU3063	893407271D	AU3135	443407271BS			AU3219	321407272AA 321407274X	AU3261	321407271AK 321407271AM	AU3305	803407271
AU3064	893407272D	AU3142	443407271P	AU3176	443407272AH 443407276GX	AU3231	431407276G 431407276J	AU3262	321407272AD 321407272R	AU3306	855407271B
AU3075	8D0407271DL	AU3143	443407272H				447407271B		321407274AX	AU3307	855407272B
AU3076	8D0407272DL	AU3144	431407276 437407271D	AU3179	443407271AT	AU3232	431407272L 431407272M	AU3264	321407272AC	AU3308	811407271N
AU3079	8D0407271AQ			AU3180	443407272AK		447407272B	AU3265	321407271AS	AU3309	811407272J
AU3080	8D0407272AQ	AU3148	443501203C	AU3184	437407271 437407271J	AU3247	1J0407271AH 1J0407271Q	AU3272	893407271BD 893407275AX	AU3310	441501203C 441501203E
AU3083	321407271AT	AU3149	443501201 443501201X 443501203D		437407271M 437407271MX 437407271N 443407271J	AU3249	1J0407271AQ 1J0407271Q			AU3312	441407271L
AU3088	895407271C	AU3157	811501203E					AU3273	893407272Q	AU3313	441407272G
AU3089	895407272C	AU3158	811501204C	AU3188	893407271N			AU3274	893407271BE	AU3314	441407271L
AU3100	8A0407271A 8A0407271AG	AU3159	811501203C	AU3189	893407272N			AU3275	893407272E 895407272E	AU3315	441407272G
AU3101	8A0407272A	AU3160	857407271E	AU3190	893407271P 895407271 8A0407271AT					AU3316	441407271M
AU3104	857407272A	AU3161	811501203B			AU3250	1J0407272BK 1J0407272DB 1J0407272EL	AU3278	803407271E	AU3317	441407272M
AU3105	857407271A	AU3162	857407271D					AU3279	803407272A	AU3318	441407271M
AU3110	857407272C	AU3167	4A0407271AF 4A0407271B 4A0407271CQ 4A0407271CS 4A0407271F					AU3280	803407271K	AU3319	441407272M
AU3111	857407271C							AU3281	803407272E	AU3320	441407271P
AU3112	811501203D							AU3282	431407271M	AU3321	441407272P
AU3113	811501204B										
AU3114	443501203 443501203FX										

CI3021	3273C8 95601867 95601887 95624995 95648548 96033369 96042942	32735R 327364 3273Y0 95591074 95619482	3273H4 3273H8 9614188180	3272Y3 3272Y4 3273K2 96171874	CI3116	32735T 3273Q6 3273R0	CI3266	3272EX 9641777180
CI3024	32723K 3272R3 95644403	CI3042 CI3043 CI3044	CI3064 CI3065 CI3066	CI3090 CI3092 CI3099	CI3133 CI3134 CI3141 CI3142 CI3143 CI3144	3272Q0 3272Q3 3272Q9 32372W8 32372W9 32372X3 3272A3 3273K0 95644260 96145818 327260 95643952 96145819 3273E8 3272T7 32722Q 32729P 32737F 32737H 32722Q 32724Q 32725Q 32737K 32737L 32728Q 32729Q 32737Q 32737R 327227 327228 32736K 3272EN 3273EN	CI3267 CI3275 CI3276	3273EX 9639508780 3272ES 9638226480 3273ES 9638226380
CI3025	32735P 3273X8 95644404	95669013 96072988	CI3067 CI3068	32725N 3272N0 95644260 96145818 32736P 3273T6 95643952 96145819	32722L 32723L 3272K8 3272V0 3272V7 327306 327315 32735Y 32737E 3273S2 32721L 3272L1 3272L9 3272M0 3272P5 32735X 3273T4 3273V7 3273W0 32726K 3272J0 3272J3 32735S 3273Q5 3273Q8 32727K 3272J1 3272J5	CI3150 CI3201 CI3235 CI3236 CI3237 CI3239 CI3240 CI3241 CI3242 CI3249 CI3250 CI3253 CI3254	Dacia DC3005 DC3006	8200444438 8200484373
CI3031	327360 95555117 9559529480 95605804 95606804	CI3045 32732Y 32735K 327387 3273Y2 95669014 96072989	CI3068 CI3075	32736P 3273T6 95643952 96145819 32721K 32729J 95666908 95666940 32730K 32735K 32735L 95666909 95666941 3272G8 96141635 3273P3 96164213 96141637 32725L 3272Y6 3272Y7 32721N	CI3100 CI3103 CI3104 CI3111 CI3112 CI3115	CI3155 CI3201 CI3235 CI3236 CI3237 CI3239 CI3240 CI3241 CI3242 CI3249 CI3250 CI3253 CI3254	Daewoo DW1001 DW1002 DW1010 DW3011 DW3012 DW3017 DW3018	26013831 510734 510736 92273571 96257821 96257822 96257823 96257824
CI3033	95607391 95618333	CI3050 3272A9 96167303 96171856	CI3075 CI3076 CI3079 CI3080 CI3081 CI3083 CI3089	32721K 32729J 95666908 95666940 32730K 32735K 32735L 95666909 95666941 3272G8 96141635 3273P3 96164213 96141637 32725L 3272Y6 3272Y7 32721N	CI3100 CI3103 CI3104 CI3111 CI3112 CI3115	CI3150 CI3201 CI3235 CI3236 CI3237 CI3239 CI3240 CI3241 CI3242 CI3249 CI3250 CI3253 CI3254	Daihatsu DA3001 DA3002	434208771000 434208772600 434208773100 4341087710000 434108772600 4341087731000 434208771700 4341087717000
CI3034	95607386	96171856	CI3075 CI3076 CI3079 CI3080 CI3081 CI3083 CI3089	32721K 32729J 95666908 95666940 32730K 32735K 32735L 95666909 95666941 3272G8 96141635 3273P3 96164213 96141637 32725L 3272Y6 3272Y7 32721N	CI3100 CI3103 CI3104 CI3111 CI3112 CI3115	CI3150 CI3201 CI3235 CI3236 CI3237 CI3239 CI3240 CI3241 CI3242 CI3249 CI3250 CI3253 CI3254	Fiat FI1004	4087120 4247399 4308412 4308413
CI3035	95616792 95616793	CI3051 3273K4 96167304	CI3075 CI3076 CI3079 CI3080 CI3081 CI3083 CI3089	32721K 32729J 95666908 95666940 32730K 32735K 32735L 95666909 95666941 3272G8 96141635 3273P3 96164213 96141637 32725L 3272Y6 3272Y7 32721N	CI3100 CI3103 CI3104 CI3111 CI3112 CI3115	CI3150 CI3201 CI3235 CI3236 CI3237 CI3239 CI3240 CI3241 CI3242 CI3249 CI3250 CI3253 CI3254	Fiat FI1004	4087120 4247399 4308412 4308413
CI3036	95616794 95616795	CI3058 CI3059	CI3075 CI3076 CI3079 CI3080 CI3081 CI3083 CI3089	32721K 32729J 95666908 95666940 32730K 32735K 32735L 95666909 95666941 3272G8 96141635 3273P3 96164213 96141637 32725L 3272Y6 3272Y7 32721N	CI3100 CI3103 CI3104 CI3111 CI3112 CI3115	CI3150 CI3201 CI3235 CI3236 CI3237 CI3239 CI3240 CI3241 CI3242 CI3249 CI3250 CI3253 CI3254	Fiat FI1004	4087120 4247399 4308412 4308413
CI3037	95607393 95618337	32736R 3273C7	CI3075 CI3076 CI3079 CI3080 CI3081 CI3083 CI3089	32721K 32729J 95666908 95666940 32730K 32735K 32735L 95666909 95666941 3272G8 96141635 3273P3 96164213 96141637 32725L 3272Y6 3272Y7 32721N	CI3100 CI3103 CI3104 CI3111 CI3112 CI3115	CI3150 CI3201 CI3235 CI3236 CI3237 CI3239 CI3240 CI3241 CI3242 CI3249 CI3250 CI3253 CI3254	Fiat FI1004	4087120 4247399 4308412 4308413
CI3038	95607388 95618338	327478 96184033	CI3075 CI3076 CI3079 CI3080 CI3081 CI3083 CI3089	32721K 32729J 95666908 95666940 32730K 32735K 32735L 95666909 95666941 3272G8 96141635 3273P3 96164213 96141637 32725L 3272Y6 3272Y7 32721N	CI3100 CI3103 CI3104 CI3111 CI3112 CI3115	CI3150 CI3201 CI3235 CI3236 CI3237 CI3239 CI3240 CI3241 CI3242 CI3249 CI3250 CI3253 CI3254	Fiat FI1004	4087120 4247399 4308412 4308413
CI3040	32725K 3272R5 327366 327367 95591073 95619481	CI3061 327238 327239 327290 3372J9 9614188080	CI3075 CI3076 CI3079 CI3080 CI3081 CI3083 CI3089	32721K 32729J 95666908 95666940 32730K 32735K 32735L 95666909 95666941 3272G8 96141635 3273P3 96164213 96141637 32725L 3272Y6 3272Y7 32721N	CI3100 CI3103 CI3104 CI3111 CI3112 CI3115	CI3150 CI3201 CI3235 CI3236 CI3237 CI3239 CI3240 CI3241 CI3242 CI3249 CI3250 CI3253 CI3254	Fiat FI1004	4087120 4247399 4308412 4308413
CI3041	327355	3273C0	CI3075 CI3076 CI3079 CI3080 CI3081 CI3083 CI3089	32721K 32729J 95666908 95666940 32730K 32735K 32735L 95666909 95666941 3272G8 96141635 3273P3 96164213 96141637 32725L 3272Y6 3272Y7 32721N	CI3100 CI3103 CI3104 CI3111 CI3112 CI3115	CI3150 CI3201 CI3235 CI3236 CI3237 CI3239 CI3240 CI3241 CI3242 CI3249 CI3250 CI3253 CI3254	Fiat FI1004	4087120 4247399 4308412 4308413

FI1004	4313087		95646292	FI1139	46307889	FI3046	46307149	1496137080	46307910		
	4328468	FI1067	7647245	FI1140	46307398	FI3064	5957818	3273Q7	FI3292	46307863	
	4465504	FI1074	7659169		7698900	FI3065	5977932	FI3148	1487937088	46307909	
	5944689		92601903	FI1141	46307234	FI3066	92601186	FI3149	1487936088	FI3293	46307735
	5944690	FI1075	46307182	FI1143	46307313	FI3067	92601185	FI3158	46307081	FI3294	46307736
	5959385		60605056	FI1144	46307367	FI3068	5964652	FI3159	46307073	FI3295	46307666
	5998706		7698900	FI1145	46307572		7576199	FI3162	46307102		46307900
FI1006	4465504	FI1076	7688157	FI1146	46307886	FI3069	5964650	FI3163	46307101	FI3296	46307667
	5944689	FI1077	82466865	FI1147	46307901	FI3075	7029789	FI3166	46307323		46307904
FI1008	4390952	FI1090	9619947580	FI1148	46307906	FI3076	7029788	FI3167	46307325	FI3297	46307851
	7560070		9619947588	FI1149	46307913	FI3077	4374765	FI3168	46307195		46307852
	7577041		9619947680	FI1150	46307914	FI3078	5930962	FI3169	46307017	FI3298	46308034
	7656786		9619947688	FI1151	46307887	FI3084	46307131	FI3214	9619947588		46308035
FI1012	4393155		9621456388	FI1153	82466864	FI3094	7724184	FI3215	9619947688	FI3299	46307368
	4393157		9621456488	FI1156	60815021	FI3096	7771707	FI3218	9617408188	FI3300	46307369
	7373193	FI1092	9617408188	FI1157	46307906	FI3106	327248	FI3219	9617408288	FI3301	46307428
	7608632		9617408288	FI2001	1493963		327477	FI3230	1491237080	FI3302	46307429
	7698632	FI1093	60812880		4315132		9607411180		1491239080	FI3303	46307756
	7703689	FI1094	60809609		46307103	FI3107	3272H2		3272J1	FI3305	46476613
	82448780	FI1096	9566722180		46307129		9607411480	FI3231	1491234080	FI3317	46307098
FI1022	4208453	FI1098	9566722380		72GG4635BA		96184035		1491238080	FI3318	46307096
FI1024	95646292	FI1099	46307080		92601388	FI3121	46307110		3273Q6	FI3319	46307174
FI1057	7629457		7631082		92601892	FI3122	46307109	FI3232	1491239080	FI3320	46307180
	7659169		7659161		9936769	FI3126	46477176	FI3233	1491240080	FI3321	46307177
	7660834	FI1108	46307420	FI3001	4393154	FI3127	46476614	FI3234	46307506	FI3322	46307178
FI1060	4087120	FI1109	46307082	FI3002	4393153	FI3128	46476612	FI3235	46307508	FI3336	46307198
	7656944	FI1110	46307083	FI3013	4465611	FI3131	46307111	FI3275	7680654	FI3343	46307086
	7750299	FI1113	46307032		5996763	FI3142	3272J0	FI3276	46538020	FI3344	46307087
FI1064	327360		46307171		92400981	FI3143	3273Q5	FI3277	46307687	FI3347	46412935
	327362		60812753	FI3015	5412895	FI3144	1463105080	FI3282	46307998	FI3348	46412934
	3273C7	FI1114	46307034		5540795	FI3146	1495541080	FI3285	46307674	FI3358	46472287
	327477		46307169		95540795		1495545080	FI3286	46307678	FI3361	46307466
	327478		60812760		95582440		1496136080	FI3287	46307796		46307565
	95606802		7688157	FI3016	95555116		3272J2	FI3289	46307703	FI3362	46307792
	95606803	FI1137	46307122		9559529280	FI3147	1495542080	FI3290	46307707	FI3363	46307787
	95606804	FI1138	46307121	FI3045	46307112		1495546080	FI3291	46307864	FI3364	46307788

FI3365	46307642 46307785 46308158	FI3400	46308066 46308180	FO3006	5018679 87AX3219AA	FO3024	5018753 5018754 5018756 5018757 87FX3219FA 87FX3219GA 87FX3219KA 87FX3219LA	5022285 5022287 5026503 5026505 6779200 89FX3220CA 89FX3220EA 90FX3220BA 90FX3220EA R89FX3220BA R89FX3220CA R89FX3220DA	6596770 6669785 91AX3219GA
FI3366	46307471 46307786 46308156	Ford		FO3007	5018680 87AX3220BA			FO3087	5024574 5024575 5026653 6596778 6596779 91AX3220DA R92AX3220DA
FI3369	46307002	FO1002	431407311A 6071774 79TT3K187AA	FO3008	5018681 87AX3219BA	FO3025	5018765 78TT3A425AD		
FI3370	46307004	FO1003	431407311A 6069110 6071774 6079195 79TT3K187AA 79TT3K187BA 91AG3K187AA	FO3013	5018682 5018689 87AX3219FA 87AX3220CA	FO3026	5018766 79TT3A425AC 79TT3A425DA	FO3066	5022284 5022286 5022288 5026502 5026504 6779184 87FX3219CA 89FX3219BA 90FX3219BA 90FX3219CA 90FX3219EA R89FX3219BA R89FX3219CA R89FX3219DA R89FX3219GA
FI3371	46307404	FO1006	6042051 77TT3K187EA	FO3014	5018683 5018688 87AX3219CA 87AX3220FA	FO3027	5018701 83BG4234FB		
FI3372	46307403	FO1018	6168422	FO3015	5018684 5025579 87AX3220DA 87AX3220JA	FO3028	5018700 83BG4234EB	FO3108	5024572 6596778 91AX3220AA
FI3373	46307360	FO1020	6483685	FO3016	5018685 5025578 87AX3219DA 87AX3219JA	FO3029	5018703 83BG4234KB	FO3109	5024566 5024568 91AX3219AA
FI3374	46307351	FO1022	6485415	FO3019	5018758 87FX3220AA	FO3030	5018702 83BG4234JB	FO3110	5018690 87AX3220GA
FI3375	46307408	FO1030	1023250 7024787 7024788 96BG3B413AAB	FO3020	5018749 87FX3219AA	FO3031	5018705 83BG4234BB	FO3111	5018691 87AX3219GA
FI3378	46307362	FO1031	7294547 93BG3B413BE	FO3021	5018759 87FX3220BA	FO3032	518704 83BG4234AB	FO3073	5018714 85GG4234DA
FI3379	46307485	FO1032	1023247 6757622 96BG3B413ABB	FO3022	5018750 87FX3219BA	FO3033	5018818 87FX3220MA	FO3074	1629459 5018713 85GG4234CA
FI3380	46307487	FO1074	4106372	FO3023	5018762 5018763 5018764 87FX3220FA 87FX3220GA 87FX3220KA	FO3062	5026501 R89FX3220AA	FO3075	5024573 6596776 6596777 91AX3220BA
FI3381	46307691	FO1075	1142788*			FO3063	5022282 5026500	FO3076	5024567
FI3382	46307805	FO1076	1142787*			FO3064	5018767 84FG3A425DA	FO3112	5024574 5026653 91AX3220CA R92AX3220DA
FI3383	46801690	FO3003	1579854 5018712 72GG4234BA 78GG4234AA			FO3065	5022283	FO3113	5026652 6669786 92AX3219HA R92AX3219DA
FI3384	46801689							FO3114	5022281 5026501
FI3385	1481452080								
FI3386	1481449080 1481451080								
FI3387	46307688								
FI3388	46308227								
FI3389	46308229								
FI3390	46308116								
FI3391	46308112 46308115								
FI3392	46308079								
FI3393	46308080								
FI3397	46308274								
FI3398	46308008 46308259								
FI3399	46308178 46308179								

FO3114	90FX3220AA R89FX3220AA	5026511 5026513	44306SB2750 44306SB2751	44306SH3970 44306SH3971	44306SF1911 44306SF1912	44306SM4980 44306SM4981
FO3115	5022282 5026500 90FX3219AA R89FX3219AA	5026515 90FX3220HA 90FX3220KA	44306SB2960 44306SB2961 44306SF4J21 44306SF4J22	44306SH3980 44306SH3981 44306SH3A00 44306SH3A01	44306SF1913 44306SF1914 44306SF1G12 44306SF1G13	44306SM4983 44306SM4984
FO3122	5029043 7024792 R93BG3B437AE	FO3194 5026510 5026512 5026514	HO1011 44305SE0000 44305SE0010 44305SE0020	44306SH3G00 44306SH3G01 44306SH3G10 44306SH3G11	44306SF1G14 44306SK7J21 44306SK7J22 44306SK7J23	HO3003 44306689601 HO3004 44305689601 HO3007 44306SA5000 44306SA5010
FO3123	5029038 7024790 R93BG3B436AE	89FX3219EA 90FX3219GA 90FX3219HA 90FX3219KA	44305SE0G01 44305SE0G02 44305SE0J00 44305SE0J01	HO1014 44010S07000 44010SR3J03 44010SR3J05 44010SR3J53	HO1018 44010SL5N01 44010SS0010 44010SS0030 44010SS0960	HO3008 44305SA5000 44305SA5010 HO3009 44306SA5950 44306SA5951 44306SA6951
FO3124	5029040 7024791 R93BG3B437A	FO3197 1493925 72GG4234AA	44305SH3960 44305SH3961 44305SH3970 44305SH3971	44010ST7N00 44011S07000 44011SR3J03 44011SR3J04	44010SV4000 44011SL5N01 44011SS0010 44011SS0030	44306SA5020 44305SA5620 44305SA5640 44305SA5641
FO3125	5029036 7024789 R93BG3B436A	FO3209 5022268 87FX3220NA FO3210 5022267 87FX3219NA	44305SH3980 44305SH3981 44305SH3A00 44305SH3A01	44011SR3J53 44011SR7030 44011ST7N00 44305SF1910	44010SS0960 44010SV4000 44011SL5N01 44011SS0010 44011SS0030 44011SS0940 44011SSON01 44011SSON02 44011SSON10	HO3010 44305SA5020 44305SA5620 44305SA5640 44305SA5641 HO3013 44306SE0000 44306SE0010 44306SE0020 44306SE0G01 44306SE0G02
FO3126	6757668 6757676 R93BG3B437B R93BG3B437BE	FO3211 5018768 87FX3220HA FO3212 5018755 87FX3219HA	44305SH3G00 44305SH3G01 44305SH3G10 44305SH3G11	44011ST7N00 44305SF1910 44305SF1911 44305SF1912 44305SF1913 44305SF1914	44011SSON02 44011SSON10 44011SV4N00 44305SF1915 44305SM4000 44305SM4010 44305SM4020 44305SM4040	HO3014 44305SE0000 44305SE0010 44305SE0G01 44305SE0G02 44305SE0J00 44305SE0J01
FO3127	6757668 6757676 R93BG3B436BE	FO3252 V89883A427AB FO3253 V89883A427BA	44306SE0000 44306SE0010 44306SE0020 44306SE0980	44305SF1911 44305SF1912 44305SF1913 44305SF1914 44305SF1G10 44305SF1G11	44305SM4020 44305SM4040 44305SM4980 44305SM4981 44305SM4983 44305SM4984	HO3020 44305SM4020 44305SM4040 HO3023 44306SM4020 44306SM4040
FO3128	6757672 R93BG3B437AB	Honda	44306SE0981 44306SE0982 44306SE0G01 44306SE0G02	44305SF1G12 44305SF1G13 44305SK7J21 44305SK7J22 44305SK7J23	44306SF1916 44306SM4010 44306SM4020 44306SM4040	HO3049 44306SB2750 44306SB2751 44306SB2960 44306SB2961
FO3129	6757666 R93BG3B436AB	HO1007 44305SB2750 44305SB2751 44305SB2960 44305SB2961	44306SE0980 44306SE0981 44306SE0982 44306SE0G01	44305SF1G11 44305SF1G12 44305SF1G13 44305SK7J21 44305SK7J22 44305SK7J23	44306SM4981 44306SM4983 44306SM4984 44306SF1916 44306SM4010 44306SM4020 44306SM4040	
FO3188	V85883A427AA	44305SF4J21 44305SF4J22 44305SF4J23 44305SF4J24 44305SF4J40 44305SF4J41	44306SE0980 44306SE0981 44306SE0982 44306SE0G01 44306SE0G02 44306SH3960 44306SH3961	44305SF1G11 44305SF1G12 44305SF1G13 44305SK7J21 44305SK7J22 44305SK7J23 44306SF1305 44306SF1910	44306SM4981 44306SM4983 44306SM4984 44306SF1916 44306SM4010 44306SM4020 44306SM4040	
FO3189	3667428	44305SF4J21 44305SF4J22 44305SF4J23 44305SF4J24 44305SF4J40 44305SF4J41	44306SE0980 44306SE0981 44306SE0982 44306SE0G01 44306SE0G02 44306SH3960 44306SH3961	44305SF1G11 44305SF1G12 44305SF1G13 44305SK7J21 44305SK7J22 44305SK7J23 44306SF1305 44306SF1910	44306SM4981 44306SM4983 44306SM4984 44306SF1916 44306SM4010 44306SM4020 44306SM4040	
FO3190	3667429	44305SF4J21 44305SF4J22 44305SF4J23 44305SF4J24 44305SF4J40 44305SF4J41	44306SE0980 44306SE0981 44306SE0982 44306SE0G01 44306SE0G02 44306SH3960 44306SH3961	44305SF1G11 44305SF1G12 44305SF1G13 44305SK7J21 44305SK7J22 44305SK7J23 44306SF1305 44306SF1910	44306SM4981 44306SM4983 44306SM4984 44306SF1916 44306SM4010 44306SM4020 44306SM4040	
FO3191	3652045	44305SF4J21 44305SF4J22 44305SF4J23 44305SF4J24 44305SF4J40 44305SF4J41	44306SE0980 44306SE0981 44306SE0982 44306SE0G01 44306SE0G02 44306SH3960 44306SH3961	44305SF1G11 44305SF1G12 44305SF1G13 44305SK7J21 44305SK7J22 44305SK7J23 44306SF1305 44306SF1910	44306SM4981 44306SM4983 44306SM4984 44306SF1916 44306SM4010 44306SM4020 44306SM4040	
FO3192	1141768 3652047	44305SF4J21 44305SF4J22 44305SF4J23 44305SF4J24 44305SF4J40 44305SF4J41	44306SE0980 44306SE0981 44306SE0982 44306SE0G01 44306SE0G02 44306SH3960 44306SH3961	44305SF1G11 44305SF1G12 44305SF1G13 44305SK7J21 44305SK7J22 44305SK7J23 44306SF1305 44306SF1910	44306SM4981 44306SM4983 44306SM4984 44306SF1916 44306SM4010 44306SM4020 44306SM4040	
FO3193	5022290	44305SF4J21 44305SF4J22 44305SF4J23 44305SF4J24 44305SF4J40 44305SF4J41	44306SE0980 44306SE0981 44306SE0982 44306SE0G01 44306SE0G02 44306SH3960 44306SH3961	44305SF1G11 44305SF1G12 44305SF1G13 44305SK7J21 44305SK7J22 44305SK7J23 44306SF1305 44306SF1910	44306SM4981 44306SM4983 44306SM4984 44306SF1916 44306SM4010 44306SM4020 44306SM4040	

HO3050	44305SB2750	MB297348	IN3011	22G2094	7703689	LA3144	46408064	MZ1004	G00125500	
	44305SB2751	MB297353	IN3012	22G2095	82448780	LA3145	46408063		G00125500A	
	44305SB2960	MB297661	IN3027	556021100	LA1017	92601903	LA3147	46554028	G00125500B	
	44305SB2961	MB297662	IN3028	556021101	LA1037	82413699	LA3148	46554027	G00125500D	
HO3058	44306SH3960	MB297874	IN3029	556021200		82443532	LA3150	46307741	G00125600	
	44306SH3961	MB297999	IN3030	556021201	LA1039	46307080	LA3166	7794472	G00125600A	
	44306SH3A00	MB525577	Kia			LA1051	7688157	LA3169	46307283	G00125600B
	44306SH3A01	MB526063	KI3009	OK2A125600	LA1057	82413699	LA3171	46307396	G00125600E	
	44306SH3G00	MB526064	KI3010	OK2A125400		82443532	LA3172	46307399	G00525500	
	44306SH3G01	MB526066	Lada			LA1075	46307094	LA3173	46307553	G00525600
HO3059	44305SH3960	MB526067	LD1001	21212215012	LA1076	46307107	LA3174	46307288	G01125500	
	44305SH3961	MB526117	LD1002	21082215010	LA1079	81690235		46307558	G01125600	
	44305SH3A00	MB526118		21082215011	LA1081	46307234	LA3175	46308093	G02125500	
	44305SH3A01	MB526443		21082215012	LA1082	46307241	LA3179	46308079	G02125500A	
	44305SH3G00	MB526444	LD3001	212122150111L	LA1083	46307394	LA3180	40608080	G02125600	
	44305SH3G01	MB526453	LD3002	212122150111R	LA1084	46307742	Mazda			
HO3098	44306SA0013	MB526454	LD3003	21082215011	LA1085	60815227	MZ1001	F00122510	MZ1007	105015
HO3099	44305SA0003	MB526531	LD3004	21082215010	LA3054	5955208		F00122610A		G02425500
Hyundai						82443534	MZ1002	B00225400B		G02425600
HY1001	4950721000	MB526548	Lancia			LA3057	7722660	B00225500	MZ1008	B00425400A
	4950821000	MB526581	LA1010	5929237	LA3112	46307735	B00225500B	B00225500B		B00425600A
	MB176160	MB526582		5929240	LA3117	46307564	B00225600	B00225600		F00625400
	MB176161	MB526853		82301373	LA3118	46307647	B00225600B	B00225600B		F00625400A
	MB176463	MB526854		82333811	LA3119	46307569	B00325400	B00325400		F00625400B
	MB176464	MB526865		82362521	LA3120	46548056	B00325400C	B00325400C		F00625400C
	MB176864	MB526866		82362523	LA3122	46548055	B00325400D	B00325400D		F00625600
	MB176865	MB526873		82362524		46548165	B00325600	B00325600		F00625600A
	MB176866	MB526897		82428432	LA3123	46307743	B00325600C	B00325600C		F00625600B
	MB176867	MB526898		82439756	LA3124	46307744	B00325600D	B00325600D		F00625600C
	MB178865	MB526999		82440166	LA3125	46545754	MZ1003			
	MB297148	MB620770			LA3126	46307559	G00222510	MZ1010	F01325400	
	MB297343	Innocenti			LA1013	4393155	G00222510A		F01325600	
	MB297344	IN1001	17H8600		4393157	LA3127	G01222510		F02325400	
	MB297345	IN1004	27H7567		7373193	LA3128	G01222510A		F02325600	
	MB297346	IN2004	ADU4378		7608632	LA3129	G01522510		G07225500	
	MB297347		DAM0667		7698632	LA3142	G02222510		G07225600	
						LA3143	G02222510A			

MZ1012	G01325500 G01325600 G03325500 G03325500B G03325600 G03325600D G04325500 G04325500B G04325600 G04325600D	1263506410 ME3021 6313300501 6313300701 6313301301 ME3029 6383342334 A6383342334 ME3035 5829037101 ME3036 603330001 ME3041 A1683603172 A1683702172 ME3042 A1683603372 A1683702272 ME3046 A2023508410 ME3047 A1633300101 A1633300401 ME3048 A1633300201 A1633300301 A1633300501	MB297818 MB526455 MB526456 MB526464 MB526829 MT1005 MB297438 MB297678 MB297696 MB297699 MB526473 MB526831 MT1007 MB525577 MB526558 MB526613 MB526614 MB526859 MB526867 MB526868 MB526869 MT1008 MB837426 MT3072 4950721000 MB176160 MT3073 4950821000 MB176161	ND1010 3910055A00 3921155F00 3940155A00 ND1012 3910001E02 3910002E02 3910101E02 3910102E02 ND1014 3910072J20 3910073J00 3910173J00 3921173J25 ND1015 3910072J10 3910073J20 3910173J20 3921172J25 ND1020 391000M000 391000M005 3910050Y00 3910051Y00 3910052Y00 3910053Y00 391010M005 3910150Y00 3910150Y01 3910151Y00 3910152Y00 3910153Y00 3921150Y00 ND1022 3910055A00 3910155A00 3921155A00 ND1024 3910071J00 3910170J00 3921171J25 3921171J27 ND1025 3910071J10	3910170J10 3921171J26 ND1027 3910061E00 391132R00 3921132R00 ND1032 3910058G00 ND1041 391004F400 391014F400 ND3001 391000000 39101D3600 39101D4000 39101D4600 39101D4700 39101O2E02 ND3002 391000000 39100D3600 39100D4000 39100D4600 39100D4700 39100O2E02 39100O5E02 ND3013 3910101M10 3910101M15 39101M7070 ND3014 3910001M10 3910001M15 39100M7070 ND3017 3910110A01 3910111A00 3910111A05 3910112A00 3910113A00 3910113A01 39101M7270 ND3018 3910011A00 3910011A05	3910012A00 3910013A00 3910013A01 39100M7270 ND3021 3910101B00 ND3022 3910001B01 3910001B02 3910001B05 3910001B60 ND3036 3910001B060 ND3037 3910101B05 ND3042 3910050A00 ND3043 3910150A00 ND3044 3910050Y00 ND3045 3910150Y00 3910150Y01 ND3050 3910055A00 ND3051 3910155A00 ND3053 39101D3100 ND3054 39100D3100 ND3062 3910170N00 3910173J00 3910173J05 ND3063 3910070N00 3910073J00 ND3064 3910173J20 ND3065 3910073J20 ND3066 3910170J00 3910171N01 ND3067 3910071J00 ND3068 3910170J10 ND3069 3910071J10 ND3071 72J10	
Mercedes		Mitsubishi		Nissan-Datsun		Opel/Vauxhall	
ME1002	0003300036 0003301585	MT1003	MB297372 MB297373 MB297492 MB526350 MB526353 MB526377 MB526453 MB526454 MB526464 MB526533 MB526666 MB526829 MT1004 MB176872 MB297376 MB297377 MB297385 MB297815	ND1004 39100M7270 39101M7270 39112M7225 39113M7275 40010M7226 40011M5626 ND1007 3910124B00 3910124B10 3921124B00 9310024B10 ND1009 3921150A00	ND1004 3910071J00 3910170J00 3921171J25 3921171J27 ND1025 3910071J10	ND3018 3910011A00 3910011A05	OP1002 374013

OP1002	374049	90216102	90348326	90350908	374466	374544
	374061	90216108	90350908	OP3054	374179	OP3187
	90095159	OP3004	374070	OP3027	374141	24430495
	90125875		374071		374178	26095017
	90147008		374105		90348327	374468
OP1003	07837456		374107		90350909	OP3192
	07837457		90157211	OP3028	374145	90512983
	374066		90157254		374183	OP3193
	374077		90216103		90348324	90512386
	374078		90216109		90350824	OP3194
	90095157	OP3009	414134	OP3029	374184	90512385
	90157131		90090641		90348325	OP3195
OP1009	374077	OP3010	374077		90350907	OP3196
OP1018	374176		7837456	OP3030	374183	90511447
	90334948	OP3011	374078		90350824	OP3197
OP1019	374175		7837457	OP3031	90350907	OP3201
	90334947	OP3012	374035	OP3034	374145	374322
OP1020	374147		374064		90348324	90538603
	90304775		90095478	OP3035	374144	9117408
OP1021	374126		90157133		90348325	OP3202
	90235271	OP3013	374034	OP3047	374165	90539771
OP1023	07837456		374065		90350721	9117413
	07837457		90121913	OP3048	374164	OP3203
	374077		90157134		90350720	90539783
	374078	OP3022	414150	OP3049	374188	9117414
OP1035	374218		90251680		374229	OP3204
OP1061	374213	OP3023	414147		90350905	374323
OP1065	374003		90222598	OP3050	374178	90538604
OP2007	374100	OP3024	374178		374230	9117409
OP2011	374091		90350865		90350865	90538604
OP3003	374041	OP3025	374137		574178	9117409
	374098		374188	OP3051	374136	90538604
	374106		90348317		90348316	9117409
	374108		90350905	OP3052	374137	9117409
	90121881	OP3026	374140		90348317	95602238
	90199428		374180	OP3053	374180	95606796
						PE3001
						327353
						327453
						327455
						327459
						327461
						95582409
						PE3002
						7910028946
						PE3004
						327441
						327445
						PE3005
						327463
						327464
						PE3006
						327323
						327324
						PE3007
						3272A8
						3272C0
						327482
						327483
						95602238
						95606796
						PE3008
						3273K4
						3273K5
						327479
						327480
						PE3009
						327492
						327493
						PE3010
						327496
						327497
						PE3011
						327472
						PE3012
						327302
						3274A0
						PE3014
						327420
						327447
						PE3015
						327444
						327449

PE3016	327311		327375		3272H3	PE3110	3273J6	PE3202	327317		32736V
	327312	PE3030	327305	PE3055	327378	PE3112	3272L3		327318	PE3265	32721P
PE3017	327200		327306		3273N2		3273C5		95602338		32722P
	327369	PE3031	327210		3273P7	PE3113	3272C9		95606396	PE3266	32725P
PE3018	327220		327211	PE3056	3272H4	PE3114	327377		95619479		32726P
	327265		327212	PE3057	327377		327380		96009409	PE3267	32736Y
	327364	PE3032	327379		3273L5		3273L1	PE3203	327320		32736Z
	327365		327381		3273P8		3273L3		327321	PE3270	32723P
	327366		3273L4	PE3071	327275	PE3148	32735V		95602241		32724P
	327367	PE3037	327217		3272H8	PE3170	3273R9		95606797		9636297180
	327389		327475	PE3072	3272G1	PE3175	3272S2		95619480	PE3271	32736W
PE3019	327201	PE3038	327386		3273G1		3272S5		96009410		32736X
PE3020	327371		327476		3273Q2	PE3176	3273Y7	PE3204	3272T0	PE3272	32739J
	3273J1	PE3039	327474		3273Z4		3273Y9	PE3205	3273Z3		32739K
PE3023	327221	PE3044	327215	PE3073	3272H7	PE3179	3272S3	PE3215	327260	PE3282	32723F
	327348		327216	PE3074	3273G3		3272S6	PE3216	3273E8	PE3283	32739Q
	327349		327219		3273Q1	PE3185	32726E	PE3221	327277	Porsche	
PE3024	327351	PE3045	327384	PE3077	327255	PE3186	32733X	PE3222	3272A1	PO2004	191407331.
	327352		327385		9566694077	PE3187	32723L	PE3223	3273J9	PO3001	91133203308
	327390		327388	PE3078	327256	PE3188	32733L	PE3258	32725X	PO3002	92333203302
PE3025	327222	PE3046	327218		9566694187		9630767280		32726X	PO3003	93033203700
	327329		96021730	PE3085	327227	PE3189	32728E		9636786780		93033203900
	327330	PE3047	327387		327228	PE3190	32733X	PE3259	3273AH	PO3004	91133202414
	327354		96021731	PE3086	327398		9630767880		3273AJ	PO3005	96433202408
PE3026	327326	PE3048	327251		327399	PE3191	3272Y0		9636786880	PO3007	93033203704
	327327		96048666	PE3087	3272F6		3272Y1	PE3260	32728W	PO3008	96533203710
	327357	PE3049	327369		3272F8	PE3192	32730M		32729W	PO3009	96434903822
	327358		3273C9	PE3088	3273L7		32730P	PE3261	3273AC	PO3010	96433202409
	327391		96048667	PE3089	327246	PE3193	3273AQ		3273AE	PO3011	91433200900
PE3027	327204	PE3050	327244		327258	PE3194	32730N		9637117880		91433200903
	327291		327245	PE3090	3273L2	PE3195	3272Y9	PE3262	32721X	PO3012	181501201A
PE3028	327373	PE3051	327202	PE3097	327283	PE3196	32730Y		32722X		477501103
	3273J0		3273C3	PE3098	3273G9		32730Z		9637117780		93733202101
PE3029	327205		3273C4	PE3105	3272C7	PE3197	3272Z0	PE3263	32728N	PO3013	477501101A
	327206	PE3054	327209	PE3106	3273K9	PE3201	327485		32729N	PO3014	92833203306
	327374		3272F5	PE3109	327298		327486	PE3264	32736T		

PO3015	92833203330 92833203340		7701498797 7701498799		7701351363		7701351989	RE3109	7701349914 7701349916	RE3160	7701351485
PO3016	92832303343 92833203335 92833203341 92833203344	RE3019	7701348968 7701498923	RE3047	7701349689 7701349734	RE3070	7701462795 7701499222		7701351695 7701351697	RE3161	7701351965
PO3017	94433203801 95133203802 95133203803	RE3020	7701349034 7701394697 7701498921		7701351124 7701351125 7701352020 7701352024	RE3071	7701463343 7701499223		7701351697 7701352224	RE3163	7701352777
PO3019	47750102A		7701351020	RE3048	7701349034 7701394697 7701498921	RE3072	7701348109 7701388089 7701498775	RE3116	7701352386		7701352415 7701352471
PO3021	98633202450	RE3024	7701349359 7701349757		7701351207 7701498958	RE3073	7701349913 7701349938	RE3117	7701352385	RE3118	7701349994
Renault				RE3049	7701351428 7701498918		7701351806 7701351990	RE3119	7701349998	RE3120	7701349992
RE1005	1349697 1498918	RE3025	7701349660 7701498957	RE3051	7701349733 7701351122	RE3074	7701349939 7701351807	RE3121	7701352427	RE3122	7701352129
RE1013	1498775 7701351172	RE3028	7701459678 7701498711	RE3052	7701349839 7701351264	RE3079	7701351607 7701465773	RE3123	7701352428	RE3124	7701352129
RE3002	7701455342 7701498696	RE3031	7701348921 7701498920	RE3053	7701349840 7701352025	RE3086	7701351365 7701352026	RE3125	7701351948 7701351996		7701352598 7701468840
RE3004	77013448098 7701498698	RE3034	7701349026	RE3057	7701351113 7701463194	RE3087	7701349901 7701351366	RE3126	7701349955 7701351948	RE3127	7701349959 7701351960
RE3006	7701348085 7701348086 7701498699 7701498786	RE3040	7701349769 7701351172 7701498955	RE3062	7701349879 7701351483	RE3088	7701349940 7701351841 7701352021	RE3128	7701349955 7701351948	RE3129	7701349959 7701351960
RE3007	7701348085	RE3041	7701462289	RE3063	7701349879 7701351483	RE3089	7701349688 7701349941 7701351121	RE3138	7701351485	RE3139	7701351965
RE3012	7701348087 7701498701	RE3043	7701349727 7701349848 7701351162	RE3064	7701349691 7701349873		7701349941 7701351121	RE3145	7701351955 7701351995	RE3158	77013449881 7701349692 7701349880
RE3013	7701348142 7701498774	RE3044	7701349726 7701349847 7701351160	RE3065	7701349740 7701351193	RE3090	7701351548		7701351955 7701351995		8200031137
RE3014	7701348099 7701498784	RE3045	7701349741 7701349742 7701351195	RE3066	7701349740 7701351193	RE3106	7701351990	RE3158	77013449881 7701349692 7701349880	RE3229	8200024622
RE3015	1233500410 7701348141 7701498785	RE3046	7701349771 7701349804 7701351192	RE3068	7701349785 7701351266	RE3108	7701349915 7701349923		7701351965 7701351965	RE3230	8200024622
RE3016	7701348100		7701351292	RE3069	7701349786 7701351267		7701351699 7701351701 7701351801 7701352223	RE3138	7701351485	RE3238	7701349934 7701351803
RE3018	7701348160							RE3139	7701351965	RE3239	7701349935 7701351805

RE3251	7701351748 7701351749	RE3328	7700111914 7701352421		8200198016	RV3048	CDU1814	SA3002	8827883		SE022141921D
RE3252	7701349930 7701349948 7701351709 7701351750 7701351751	RE3329	8200087857	RE3330	7700111920* 8200064731	RE3364	8200436366	SA3003	8827719	SE3061	SE022141920B SE022141920D
RE3253	7701351749	RE3331	7700111918	RE3332	8200095539	Rover		SA3004	8827891	SE3074	6Q0407271J
RE3254	7701351751	RE3333	8200087859	RE3334	7700111079	RV1001	BAV4851	SA3009	8827727 8827735	SE3075	6Q0407272J
RE3259	7701351458	RE3335	8200095539	RE3336	7700111079	RV1018	BAV4414 BAV5466	SA3010	8827875	Skoda	
RE3260	7701351460	RE3337	7700111077	RE3337	8200090175	RV1023	BAV5467	SA3011	8827750	SK1001	115420214
RE3265	7701460341 7701498712	RE3338	7700112116	RE3338	8200168513	RV1030	03CGV1053	SA3012	8827859	SK3003	115420214
RE3266	7701349025 7701498919	RE3339	8200110754	RE3339	7700111079	RV1033	44305SD9013 44305SH9000 44305SH9003	SA3013	8827768	SK3004	115420217
RE3271	7701351953	RE3343	8200087856	RE3340	8200168513	RV1039	400188 BAV5439 BAV5440	SA3014	8827842	SK3017	6Q0407272BH 6Q0407272S
RE3272	7701351960	RE3344	7700112688	RE3341	7700112116	RV1040	BAU5439 BAU5440	SA3016	8827743	Subaru	
RE3277	7701348090	RE3345	7700112689	RE3342	8200110754	RV1059	C152150047010	SA3031	4195426 8827784	SU1003	23221GA242
RE3278	7701453033	RE3346	7700112478	RE3343	8200087856	RV3001	ADU7773 GCV1008	SA3032	4195418 4195459 8827800 8827818 8828006	SU1004	723221392 723291003
RE3281	7701351956	RE3347	8200379236	RE3344	7700112688	RV3002	ADU7772 GCV1009	SA3034	4195442 4195475 4195483 8827792 8827990	SU1005	23221GA232 23221GA233
RE3285	7701351951	RE3351	8200178624 8200485578	RE3345	7700112689	RV3007	ADU7772 GCV1009	RV3077	GCV1071	SU1006	23221GA372 23221GA373 23221GA592 23221GA593 23291GA191
RE3287	7701349954 7701351950	RE3352	8200169288	RE3346	7700112688	RV3008	GCV1024	RV3078	GCV1070	SU1007	28021AA021 28021AA022 28021AA031 28021AA032 28021AA033 28021AA130 28021AA131 28021AA132 28021AA511 28021AA551 28021AC130 28091AA012
RE3288	7701352189	RE3353	8200014111	RE3347	7700112478	RV3009	GCV1007	RV3087	44306SB0010 44306SB0020 44306SB0970 44306SB0971	SA3035	4195434 8827826 8827834 8827982
RE3293	7701352730 7701470617	RE3354	8200035673	RE3348	8200379236	RV3010	44305SF0030	RV3092	21A2296	Seat	
RE3294	7701352729 7701470616	RE3355	7711135531 8200169279	RE3349	8200379236	RV3021	ADU4153	RV3093	21A2295	SE1002	SE022141915A
RE3295	7701352731	RE3356	7701473014 8200169277	RE3350	8200014107	RV3022	ADU4152	SA3035	8827826 8827834 8827982	SE3017	SE021141921A SE022141921A
RE3296	7701352732	RE3357	8200169164	RE3351	8200035673	RV3031	ADV3985 GCV1106	SA3035	8827826 8827834 8827982	SE3018	SE022141920A SE022141920C
RE3299	7701352731	RE3358	8200299844	RE3352	7701473014 8200169277	RV3032	ADU3984 GCV1107	SA3035	8827826 8827834 8827982	SE3044	191407271R
RE3309	7701352318	RE3359	8200299844	RE3353	8200014111	RV3045	CDU1497 GCV1031 GCV1035	SA1004	8942633 8990574 9102880	SE3060	SE022141921B
RE3310	7701352319	RE3361	8200014107 8200232886	RE3354	8200035673	RV3045	CDU1497 GCV1031 GCV1035	SA1015	4002911	SU1011	28021AA011
RE3325	7701469845	RE3362	8200030619 8200107530 8200232883	RE3355	7711135531 8200169279	RV3046	CDU1496	SA1016	4002911		
RE3326	7701469847	RE3363	8200198015	RE3356	7701473014 8200169277	RV3047	CDU1815	SA1017	4103255		
RE3327	7700111916 7701352414			RE3357	8200169164			SA3001	8827701		

SU3008	23221GA593	4410262B12	327335	TA3047	18496300	4341032010	4342042021
SU3009	23221GA232	4410262B22	TA3012 1877047R		18496375	4341032011	4342051Y10
	23221GA233	4410263B10	327334	TA3048	18496200	4341032020	4346019286
	23221GA242	4410263B20	TA3013 1877077R		18496275	4341032021	4346019306
	23221GA243	4410263B21	327337	TA3049	18821100	4341032022	4347039086
SU3013	28091AA010	4411660B20	TA3014 1876767R		1882117R	4341032030	TY1008 4341020060
	28091AA012	4411660B30	TA3017 327339		18840300	4341032031	4341020070
	28091AA014	SZ1005 4411664B10	979007277R	TA3050	18841800	4341032040	4342020040
SU3021	623210041	SZ3003 4410282020	TA3018 327338		1884187R	4341032041	4342020050
SU3022	723221055	4410282021	979007267R	TA3051	326371	4341032060	TY3001 4341032010
SU3023	723221392	SZ3004 4410182020	TA3019 18775500	TA3052	326370	4341032141	4341032011
		4410182021	1877557R	TA3053	326665	4341042020	4341032020
Suzuki		SZ3011 4410278010	TA3020 18775400	TA3054	327093	4341042021	4342032010
SZ1001	4410160DD0	4410278011	1877547R	Toyota		4342012040	4342032011
	4410160DD1	4410278012	TA3022 1877067R	TY1001	4247019236	4342012070	TY3042 4347019016
	4410178010	SZ3012 4410178010	327336		4341012040	4342012100	TY3043 4346019016
	4410178011	4410178011	TA3029 1852817R		4341012070	4342012101	TY3044 4242016040
	4410178012	4410178012	327341		4341012090	4342012110	4242016042
	4410182015	Talbot	TA3030 1852807R		4341012100	4342012140	4342016040
	4410260DD0		327340		4341012140	4342012141	4342016042
	4410260DD1	TA3005 18838500	TA3032 327344		4341012141	4342020010	TY3045 4341016040
	4410278010	1883857R	979007067R		4341012150	4342020020	4341016042
	4410278011	TA3006 18853400	TA3033 1852837R		4341012170	4342020060	TY3062 4341012090
	4410278012	1885347R	327343		4341012171	4342020070	4341012140
	4411582611	TA3007 18866300	TA3036 1853007R		4341012210	4342020120	4341012150
		18867100	327342		4341012350	4342020170	4341020010
SZ1004	4410160B12	18867110	TA3037 321347		4341012400	4342020291	TY3063 4342020010
	4410160B20	1886717	979007217R		4341020010	4342020301	TY3069 4342012020
	4410160B30	1886717R	TA3038 327346		4341020020	4342020340	4342012021
	4410162B11	TA3008 18866200	979007207R		4341020031	4342020380	4342012060
	4410162B12	18867000	TA3043 18491700		4341020040	4342032010	TY3070 4341012020
	4410162B22	1886707R	TA3044 18491800		4341020100	4342032011	4341012021
	4410163B10	TA3009 18751100	TA3045 18492100		4341020220	4342032030	4341012050
	4410163B20	1875117R	18496575		4341020341	4342032040	4341012060
	4410260B12	TA3010 18751000	TA3046 18492200		4341020530	4342032121	4341012080
	4410260B20	1875107R	18496475		4341020540	4342042020	
	4410260B30	TA3011 1877057R					
	4410262B11						

Volkswagen					
WW1003 171407311 171498099	WW1102 701407321B 701498099	171407272AP 171407272B	171407271GX 171407271R	WW3129 171407272AC 171407274DX	WW3166 6N0407272 6N0407272X
WW1004 171407311J 171498099B	WW1103 701407321C 701498099A	171407272E 171407272EX	171407271RX 171407271S	191407272A5 191407274FX	WW3174 701407271C
WW1042 171407311K 171407331K 191407311 191407311H 191407331 191407331H 191498099	WW1104 701407321D	171407272G 171407272M 171407272MX 171407272N 171407272P	171407271T	WW3138 701407271B	WW3225 6N0407271H 6N0407451BX
WW1062 811407311 871407311 871498099	WW1105 701407321E 701407321G 701498099C	171407272X 171407274CX 191407272AQ 191407274EX	WW3009 191407271A 191407271B 191407271C 191407271L 191407271P 191407271R	WW3139 251407271 251407271BX 251407271L	WW3226 6E0407272H 6E0407452AX
WW1064 191407311B 191407311C 191407311F 191407311J 191407311L 191498099A 191498099B 1H0407311D 1H0498099 357407311 357498099 357498099D	WW1106 251498099E	WW3005 191407271 191407271N 191407272N 1H0407271F 1H0407271FX 357407271D	WW3048 1H0407272Q 1H0407272QX	WW3142 1H0407271 1H0407271X	WW3230 1J0407272CT
WW1080 1H0407311 1H0498099A 1J0407311C 1J0407311D 1J0498099E 357498099E 357498099EV 357498099EX	WW1107 4D0498099 4D0598099 8D0407305J	WW3066 191407272 191407272A 191407272AA 191407272AB 191407272AC 191407272AD 191407272AE 191407272BA 191407272C 191407272E 191407272X 191407274AX 191407274BX 191407274RX 191407274X	WW3051 1H0407271G	WW3143 1H0407272 1H0407272X 357407272E	WW3231 481407271B
WW1095 6N0498099	WW1128 6Q0498099E	WW3072 251501203B 251501203BX 251501203D 251501203DX 251501203G	WW3052 1H0407272S	WW3144 1H0407271A 1H0407271AX	WW3232 481407271D
	WW1129 6Q0407311Q	WW3122 191407271 191407271H 191407271HX 191407271K 191407271S 191407271T	WW3064 113501201D	WW3145 1H0407272A 1H0407272AX 1H0407272M 1H0407272MX	WW3233 211501203A
	WW1130 7M0498099A	WW3123 191407272 191407272AF 191407272AG 191407272BD 191407272H 191407274CX 191407274DX	WW3069 251501203	WW3148 1H0407272AG 1H0407274X	WW3234 211501204
	WW2001 171407331L 171498103B	WW3150 357407271A 357407271B 357407271EX 357407271G 357407271GX 357407271H 357407271HX 357407271P	WW3066 211501203	WW3151 357407272 357407272B 357407272FX 357407272L 357407272M	WW3235 251501201G 251501203A
	WW2002 113501331 171407331F 171407331H 321498103	WW3165 6N0407271 6N0407271X	WW3069 251501203	WW3148 1H0407272AG 1H0407274X	WW3236 251501204
	WW2007 211501331B 211598101 3015012031	WW3207 191407271 191407271H 191407271HX 191407271K 191407271S 191407271T	WW3066 211501203	WW3145 1H0407272A 1H0407272AX 1H0407272M 1H0407272MX	WW3237 251501203C 251501203CX 251501203E 701407271
	WW2027 191407331 431407331G	WW3207 191407271 191407271G 191407271H 191407271K 191407271S 191407271T	WW3069 251501203	WW3148 1H0407272AG 1H0407274X	WW3238 251501204A 251501204AX 251501204B
	WW2041 701407331A 701498103	WW3207 191407271 191407271G 191407271H 191407271K 191407271S 191407271T	WW3069 251501203	WW3145 1H0407272A 1H0407272AX 1H0407272M 1H0407272MX	WW3241 1J0407271CG 1J0407271EP 1J0407271ES 1J0407271FD 1J0407271LM 1J0407271LN
	WW2055 701407331B	WW3207 191407271 191407271G 191407271H 191407271K 191407271S 191407271T	WW3069 251501203	WW3148 1H0407272AG 1H0407274X	WW3242 1J0407272BJ 1J0407272GC 1J0407272GD 1J0407272KT
	WW3003 171407271B 171407271BX 171407271E 171407271EX	WW3207 191407271 191407271G 191407271H 191407271K 191407271S 191407271T	WW3069 251501203	WW3145 1H0407272A 1H0407272AX 1H0407272M 1H0407272MX	WW3243 1H0407271N 1H0407271P 1H0407417 357407271Q
	WW3004 171407272 171407272AF 171407272AG	WW3007 171407271 171407271G	WW3069 251501203	WW3145 1H0407272A 1H0407272AX 1H0407272M 1H0407272MX	

WW3244	1H0407272N 1H0407418	6Q0407452EX 6Q0407452FX	8601101 31037955
WW3273	6N0407271L	6Q0407452GX	VO2003 115175
WW3274	6N0407272M	WW3303 6Q0407271BE	VO3002 32665465
WW3281	6E0407271F 6N0407271G	6Q0407271BS 6Q0407271DB	90311705 VO3003 32895914
WW3282	6N0407272H	6Q0407451FX	VO3005 35023365
WW3283	6E0407271G 6E0407451BX	WW3304 6Q0407272BK 6Q0407452HX	VO3006 91225672 VO3019 91225680
WW3286	6X0407271K 6X0407451AX 6X0407451X	WW3305 6N0407271J WW3306 6N0407272J	VO3047 903111804 VO3048 90311754
WW3288	6X0407272E 6X0407452X	WW3307 6N0407271Q WW3308 6N0407272R	VO3061 P614079 T990712
WW3289	6E0407271C 6E0407451X	WW3309 7M3407271DX 7M3407271H	VO3062 P614084 T010703
WW3290	6E0407272D 6E0407452X	WW3310 7M0407272CX 7M3407272D	
WW3294	7D0407271A	WW3319 7M0501201A	
WW3295	8D0407271BQ 8D0407451NX	WW3320 7M0501202A	
WW3296	8D0407272BQ 8D0407452MX	WW3323 1J0407271JL WW3324 1J0407272GE 1J0407272JC	
WW3297	6N0407271K 6N0407451CX	WW3325 1K0407271AT	
WW3298	6N0407272K 6N0407452BX	WW3326 1K0407272CC WW3327 6Q0407271DJ	
WW3299	6X0407271M	WW3328 6Q0407272DM WW3329 1J0407271HJ 1J0407271HK	
WW3300	6X0407272L	WW3330 1J0407272HD	
WW3301	6Q0407271AS 6Q0407271AT 6Q0407451DX 6Q0407451EX	WW3331 1K0407271BJ WW3332 1K0407272EN WW3333 1K0407271DJ	
WW3302	6Q0407272BC 6Q0407272BD 6Q0407272BE	WW3334 1K0407272HK	
	Volvo		
	VO1008	8601100	



Crosslist OE / GR

GENERALRICAMBI

OE / GR

Alfa Romeo	46308089	AR3119	60815368	AR1047	183498099A	AU1013	321407272AD	AU3262	431407311A	AU1008	
116081704700	AR3009	46308163	AR3121	700081	AR1007	1J0407271AH	AU3247	321407272B	AU3260	431407331G	AU2012
116462000000	AR3011	46308164	AR3122	7633434	AR1014	1J0407271AP	AU3251	321407272BX	AU3260	431498099A	AU1008
116502000000	AR3012	506008	AR3023	7656944	AR1014	1J0407271AQ	AU3249	321407272P	AU3260	431498099C	AU1084
116552000000	AR3009	510847	AR3007	7698900	AR1014	1J0407271DL	AU3249	321407272PX	AU3260	431498099D	AU1092
119132000000	AR3013	531943	AR3007	7750300	AR1027	1J0407271FN	AU3251	321407272R	AU3262	431498103C	AU2012
164002000000	AR3032	535015	AR3008	795067	AR3007	1J0407271H	AU3251	321407272S	AU3014	4314998099A	AU1008
164102000000	AR3034	547679	AR3004	795068	AR3007	1J0407271Q	AU3247	321407273AX	AU3013	437407271	AU3184
	AR3085	547680	AR1004	795138	AR3008	1J0407272	AU3252	321407273X	AU3218	437407271D	AU3144
431407331	AR2019		AR3004	795225	AR3023	1J0407272BK	AU3250	321407274AX	AU3262	437407271J	AU3184
431407331G	AR2025	548135	AR1004	795283	AR1003	1J0407272DB	AU3250	321407274X	AU3219	437407271M	AU3184
4315132	AR2025		AR3021		AR3004	1J0407272EL	AU3250	321407311L	AU1003	437407271MX	AU3184
46307010	AR3115	5929237	AR1014	795284	AR3004	1J0407272JK	AU3252	321498099	AU1003	437407271N	AU3184
46307011	AR3116	5929240	AR1014	82301373	AR1014	1J0407451AX	AU3251	321498099B	AU1004	437407305	AU1092
46307246	AR1036	60511871	AR3069	82333811	AR1014	251598101A	AU2012	321498099C	AU1005	441407271L	AU3312
46307306	AR3080	60541801	AR1021	82362521	AR1014	321407271A	AU3259	32211225900	AU3293		AU3314
46307308	AR1041	60541802	AR1022	82362523	AR1014	321407271AE	AU3259	357407271R	AU3249	441407271M	AU3316
46307309	AR1034	60543392	AR3067	82362524	AR1014	321407271AG	AU3004	357407271RV	AU3249		AU3318
46307343	AR3073	60546641	AR3047	82428432	AR1014	321407271AJ	AU3005	357407271RX	AU3249	441407271N	AU3255
46307345	AR3081	60546642	AR3048	82439756	AR1014	321407271AK	AU3261	3B0498099B	AU1117		AU3256
46307346	AR3102	60546643	AR3085	82440166	AR1014	321407271AM	AU3261	3B0498099D	AU1109	441407271P	AU3010
46307474	AR3090	60557667	AR2004	82489521	AR1023	321407271AN	AU3218	431407271B	AU3040		AU3320
46307650	AR3096	60559887	AR3036	9936769	AR2025	321407271AP	AU3013	431407271C	AU3292	441407272G	AU3313
46307651	AR3095	60559887*	AR1018		Audi	321407271AQ	AU3005	431407271L	AU3041		AU3315
46307653	AR3094	60563302	AR3039	171407271C	AU3001	321407271AR	AU3017		AU3283	441407272M	AU3317
46307654	AR3098	60564944	AR3040	171407271CX	AU3001	321407271AS	AU3265	431407271M	AU3282		AU3319
46307685	AR1055	60568129	AR3043	171407271H	AU3001	321407271AT	AU3083	431407272	AU3042	441407272P	AU3321
46307694	AR3077	60589273*	AR1019	171407272C	AU3002	321407271C	AU3259	431407272A	AU3293		AU3323
46307741	AR3120	60809609	AR1022	171407272CX	AU3002	321407271D	AU3257	431407272L	AU3232	441407305B	AU1108
46308023	AR3117	60810018	AR1014	171407272H	AU3002	321407271P	AU3005	431407272M	AU3232	441501203C	AU3310
46308024	AR3118	60811033	AR1025	171407311D	AU1003	321407272A	AU3258	431407275	AU1008	441501203E	AU3310
46308070	AR1056	60812691	AR2025	171407311E	AU1001	321407272AA	AU3219	431407276	AU3144	443407271AM	AU3169
46308071	AR3117	60813079	AR1044	171407311L	AU1004	321407272AB	AU3018	431407276G	AU3231	443407271AP	AU3171
46308072	AR3118	60813096	AR1046	171407311P	AU1005	321407272AC	AU3264	431407276J	AU3231		AU3253
										443407271AR	AU3175

443407271AT	AU3179	443501203D	AU3149	4A0407272CS	AU3168	811407271N	AU3308	871407271X	AU3001		AU1005
443407271BH	AU3173	443501203FX	AU3114	4A0407272D	AU3343	811407271P	AU3019	871407272	AU3002	893407311D	AU1074
443407271BJ	AU3003	447407271	AU3003	4A0407272DA	AU3303	811407272C	AU3020	871407272B	AU3002	8934980299D	AU1054
443407271BP	AU3128		AU3173	4A0407272DC	AU3197	811407272D	AU3018	871407272D	AU3002	893498099A	AU1081
443407271BQ	AU3129	447407271B	AU3231	4A0407272DD	AU3168	811407272H	AU3046	871407272X	AU3002	893498099B	AU1074
443407271BR	AU3134	447407271D	AU3173	4A0407272DE	AU3197	811407272J	AU3309	893407271	AU3006	893498099E	AU1055
443407271BS	AU3135	447407272B	AU3232	4A0407272DF	AU3196	811407272K	AU3020	893407271AB	AU3008	893498099F	AU1074
443407271J	AU3184	447498099	AU1107	4A0407272DG	AU3303	811407311	AU1004	893407271AC	AU3206	893498099G	AU1056
443407271M	AU3285	4A0407271AF	AU3167	4A0407272F	AU3168		AU1005	893407271B	AU3006	893498099H	AU1074
443407271N	AU3284	4A0407271AR	AU3298	4A0407305G	AU1108	811498099A	AU1116	893407271BD	AU3272	893498099P	AU1119
443407271P	AU3142	4A0407271AS	AU3299	4A0407311B	AU1108	811501203B	AU3161	893407271BE	AU3274	893501203A	AU3340
443407272AD	AU3170	4A0407271B	AU3167	4A0498099	AU1108	811501203C	AU3159	893407271D	AU3063	893501204A	AU3341
443407272AF	AU3172		AU3342	4A0498099B	AU1014	811501203D	AU3112	893407271H	AU3061	893501204H	AU3341
443407272AH	AU3176	4A0407271BG	AU3194	4A0498099D	AU1014	811501203E	AU3157	893407271K	AU3202	895407271	AU3010
443407272AK	AU3180	4A0407271BT	AU3300		AU1108	811501204B	AU3113	893407271L	AU3120		AU3190
443407272D	AU3039	4A0407271CA	AU3302	4A0501203	AU3115	811501204C	AU3158	893407271N	AU3188	895407271C	AU3088
443407272H	AU3143	4A0407271CQ	AU3167	4A0501203A	AU3115	853407271C	AU3019	893407271P	AU3190	895407271D	AU3122
443407275AX	AU3175	4A0407271CR	AU3299	4A0501203B	AU3114	853407272C	AU3020	893407272	AU3007	895407272	AU3011
443407275BX	AU3173	4A0407271CS	AU3167	4B0407271AP	AU3361	855407271	AU3027	893407272A	AU3203		AU3191
443407275X	AU3169	4A0407271D	AU3342	4B0407271C	AU3380	855407271B	AU3306	893407272AB	AU3009	895407272C	AU3089
443407276	AU3038	4A0407271DA	AU3302	4B0407272AP	AU3362	855407272	AU3028	893407272B	AU3009	895407272D	AU3123
	AU3287	4A0407271F	AU3167	4B0407272C	AU3381	855407272B	AU3307	893407272C	AU3207	895407272E	AU3275
443407276A	AU3286	4A0407272AF	AU3168	4B0407272F	AU3362	855407311	AU1002	893407272D	AU3064	895407305	AU1056
443407276FX	AU3170	4A0407272AR	AU3194	4B0407418E	AU3362	855498099	AU1002	893407272E	AU3275	895407305A	AU1011
443407276GX	AU3176	4A0407272AS	AU3196	60809866	AU2012	855498099A	AU1002	893407272H	AU3062		AU1114
443407305B	AU1012	4A0407272AT	AU3195	6Q0498099E	AU1121	855498099B	AU1002	893407272L	AU3121	895407311	AU1055
443407311	AU1016	4A0407272B	AU3168	803407271	AU3305	857407271A	AU3105	893407272N	AU3189	895498099A	AU1068
443498099D	AU1012	4A0407272BA	AU3197	803407271D	AU3029	857407271C	AU3111	893407272P	AU3191	895498099C	AU1011
	AU1014	4A0407272BD	AU3196	803407271E	AU3278	857407271D	AU3162	893407272Q	AU3273	895498099H	AU1068
	AU1016	4A0407272BG	AU3195	803407271K	AU3280	857407271E	AU3160	893407275AX	AU3272	895498099M	AU1068
443498099E	AU1112	4A0407272BH	AU3197	803407272A	AU3279	857407272A	AU3104	893407305	AU1068	895499098D	AU1011
443498099F	AU1106	4A0407272BS	AU3303	803407272E	AU3281	857407272C	AU3110		AU1081	8A0407271A	AU3100
443501201	AU3149	4A0407272BT	AU3301	807407271A	AU3034	867407271	AU3001	893407305B	AU1068	8A0407271AE	AU3122
443501201X	AU3149	4A0407272CA	AU3303	807407272A	AU3035	867407272	AU3002	893407305G	AU1010	8A0407271AG	AU3100
443501203	AU3114	4A0407272CQ	AU3168	811407271H	AU3017	871407271	AU3001	893407305N	AU1068	8A0407271AT	AU3190
443501203C	AU3148	4A0407272CR	AU3196	811407271M	AU3123	871407271C	AU3001	893407311	AU1004	8A0407272A	AU3101

8A0407272AE	AU3123	8Z0407271AN	AU3367	33211105438	BW3004	33211226581	BW3024	33217504522	BW3093	32725Q	CI3239
8A0407272AT	AU3191	8Z0407271AP	AU3367	33211205746	BW2001	33211226591	BW3012	33217518431	BW3086	327260	CI3144
8A0498099	AU1068	8Z0407271AR	AU3369	33211207190	BW3006	33211226592	BW3012	33217518432	BW3087	32726K	CI3111
8D0407271AQ	AU3079	8Z0407272AC	AU3368	33211207404	BW3007	33211226621	BW3046	33411127093	BW3008	32727K	CI3115
8D0407271BQ	AU3359	8Z0407272AL	AU3364	33211207436	BW3006	33211226622	BW3046	Chrysler		32727N	CI3058
8D0407271DL	AU3075	8Z0407272AM	AU3366	33211207524	BW3016	33211226666	BW3065	326807	CH1006	32728J	CI3020
8D0407272AN	AU3127	8Z0407272AP	AU3366	33211207721	BW3006	33211226667	BW3065	4384952	CH3012	32728Q	CI3241
8D0407272AQ	AU3080	8Z0407272AR	AU3370	33211207795	BW3016	33211226720	BW3041	P04668921	CH3023	327290	CI3061
8D0407272BJ	AU3127	8Z0407271AQ	AU3365	33211208436	BW3007	33211226860	BW3073	Citroën		32729J	CI3075
8D0407272BQ	AU3360	BMW		33211208440	BW3012	33211226861	BW3072	32372W8	CI3134	32729P	CI3235
8D0407272CL	AU3127	11843040021	BW3002	33211208441	BW3044	33211226879	BW3055	32372W9	CI3134	32729Q	CI3241
8D0407272DL	AU3076	11843040022	BW3002	33211209307	BW3021	33211226900	BW3072	32372X3	CI3134	3272A3	CI3141
8D0407272EK	AU3360	31601225951	BW3074	33211209651	BW3012	33211226901	BW3073	327000	CI3021	3272A8	CI3015
8D0407305G	AU1109	31601225952	BW3075	33211225166	BW3021	33211226904	BW3062	327202	CI1028	3272A9	CI3050
8D0407451NX	AU3359	31601226153	BW3074	33211225570	BW3008	33211226905	BW3062	327209	CI1028	3272EN	CI3253
8D0407452MX	AU3360	31601226154	BW3075	33211225728	BW3021	33211227032	BW3056	327210	CI1028	3272ES	CI3275
8D0498099	AU1109	31601226813	BW3059	33211225729	BW3065	33211227097	BW3055	327212	CI1028	3272EX	CI3266
8D0498099B	AU1109	31601226814	BW3060	33211225730	BW3021	33211227172	BW3029	327218	CI1028	3272G8	CI3079
8D0498099D	AU1115	31601226815	BW3059	33211225731	BW3065	33211227585	BW3062	32721K	CI3044	3272J0	CI3111
8D0498099E	AU1115	31601226816	BW3060	33211225858	BW3055	33211227606	BW3056	32721L	CI3075	3272J1	CI3115
8E0407271AT	AU3373	31601227685	BW3066	33211225859	BW3055	33211229472	BW3062	32721N	CI3103	3272J3	CI3111
8E0407271BE	AU3379	31601227686	BW3067	33211225891	BW3008	33211229473	BW3062	327218	CI3089	3272J5	CI3115
8E0407271S	AU3373	31607502731	BW3083	33211225892	BW3024	33211229495	BW3086	32722L	CI3099	3272J8	CI3099
8E0407271T	AU3379	31607502732	BW3084	33211225893	BW3024	33211229496	BW3087	32722Q	CI3235	3272L1	CI3103
8E0407272AT	AU3374	31607505003	BW3090	33211225942	BW3073	33211229497	BW3086		CI3237	3272L9	CI3103
8E0407272S	AU3374	31607505004	BW3091	33211225943	BW3073	33211229498	BW3087	327234	CI3065	3272M0	CI3103
8E0407451GX	AU3373	31607505005	BW3090	33211226047	BW3041	33211229587	BW3081	327235	CI1025	3272N0	CI1025
8E0407451HX	AU3379	31607505006	BW3091	33211226323	BW3055	33211229588	BW3082	327238	CI3061		CI3067
8E0407451JX	AU3373	31607505199	BW3083	33211226329	BW3008	33211229591	BW3086	327239	CI3061	3272P5	CI3103
8E0407452GX	AU3374	31607505200	BW3084	33211226330	BW3072	33211229592	BW3087	32723K	CI3024	3272Q0	CI3133
8E0407452JX	AU3374	33201227221	BW3041	33211226333	BW3008	33211229707	BW3086	32723L	CI3099	3272Q3	CI3133
8N0407271D	AU3377	33211101286	BW3016	33211226336	BW3072	33211229708	BW3087	32724Q	CI3239	3272Q9	CI3133
8N0407272D	AU3378	33211102423	BW3004	33211226372	BW3055	33213614061	BW3002	327250	CI3020	3272R3	CI3024
8Z0407271AK	AU3363	33211105427	BW3002	33211226563	BW3008	33213614861	BW3002	32725K	CI3040	3272R5	CI3040
8Z0407271AL	AU3367	33211105428	BW3016	33211226564	BW3024	33213614886	BW3016	32725L	CI3083	3272R7	CI3044
8Z0407271AM	AU3365			33211226578	BW3008	33217504521	BW3092	32725N	CI3067	3272R8	CI3044

3272T7	CI3201	327378	CI1029	3273T6	CI1025	95607391	CI3033	95648548	CI3021	96171875	CI3090
3272V0	CI3099	327379	CI1028		CI3068	95607392	CI3013	95653009	CI1024	96177247	CI3016
3272V7	CI3099	32737E	CI3100	3273V7	CI3104	95607393	CI3037		CI1025	96177248	CI3015
3272Y3	CI3089	32737F	CI3236	3273W0	CI3104	95615878	CI1028	95653010	CI1022	96184033	CI3059
3272Y4	CI3089	32737H	CI3236	3273X8	CI3025	95616788	CI3010		CI1023	9638226380	CI3276
3272Y6	CI3083	32737K	CI3240	3273Y0	CI3041	95616789	CI3010	95656495	CI1056	9638226480	CI3275
3272Y7	CI3083	32737L	CI3240	3273Y2	CI3045	95616790	CI3011	95666908	CI3075	9639508780	CI3267
3272Z7	CI3249	32737Q	CI3242	327478	CI3059	95616791	CI3011	95666909	CI3076	9641777180	CI3266
3272Z8	CI3249	32737R	CI3242	3372J9	CI3061	95616792	CI3035	95666940	CI3075	96601868	CI3020
327306	CI3100	327381	CI1028	5480643	CI3008	95616793	CI3035	95666941	CI3076	96995652	CI1012
32730K	CI3076	327387	CI3045	5508423	CI3007	95616794	CI3036	95669013	CI3044	GX10701A	CI3004
32730R	CI3090	3273A5	CI3066	75516490	CI2002	95616795	CI3036	95669014	CI3045	Dacia	
32730S	CI3090	3273A6	CI1025	75525808	CI3002	95618333	CI3033	96033355	CI3020	8200444438	DC3005
327315	CI3100	3273A9	CI3062	95555117	CI3031	95618334	CI3010	96033369	CI3021	8200484373	DC3006
32732Y	CI3045	3273C0	CI3062	95559545	CI3005	95618335	CI3013	96042941	CI3020	Daewoo	
327355	CI3041	3273C7	CI3059	95563213	CI3019	95618337	CI3037	96042942	CI3021	26013831	DW1001
32735K	CI3045	3273C8	CI3021	95582413	CI2002	95618338	CI3038	96072988	CI3044	510734	DW1001
	CI3076	3273E8	CI3150	95582414	CI3002	95618339	CI3012	96072989	CI3045	510736	DW1002
32735L	CI3076	3273EN	CI3254	95582415	CI3005	95618340	CI3013	96141635	CI3079	92273571	DW1010
32735P	CI3025	3273ES	CI3276	95582416	CI3006	95619478	CI3014	96141637	CI1077	96257821	DW3011
32735R	CI3041	3273EX	CI3267	95582420	CI2003	95619481	CI3040		CI3081	96257822	DW3012
32735S	CI3112	3273H4	CI3062	95591073	CI3040	95619482	CI3041	9614188080	CI3061	96257823	DW3017
32735T	CI3116	3273H8	CI3062	95591074	CI3041	95624994	CI3020	9614188180	CI3062	96257824	DW3018
32735X	CI3104	3273K0	CI3142	95592320	CI3006	95624995	CI3021	96145818	CI3065	Daihatsu	
32735Y	CI3100	3273K1	CI1023	9559529480	CI3031	95640036	CI3042		CI3067	4341087710000	DA3002
327360	CI3031		CI3064	95598210	CI1006	95640053	CI3043		CI3143	4341087717000	DA3010
327362	CI3059	3273K2	CI3089		CI1016	95643689	CI1019	96145819	CI3066	434108772600	DA3002
327364	CI3041	3273K4	CI3016	95601867	CI3021	95643952	CI3066		CI3068	4341087731000	DA3002
327366	CI3040		CI3051	95601887	CI3021		CI3068		CI3144	434208771000	DA3001
327367	CI3040	3273P3	CI3080	95602248	CI3014		CI3144	96164213	CI3080	434208771700	DA3009
327368	CI3021	3273Q5	CI3112	95604719	CI1008	95644260	CI3065	96167303	CI3050	434208772600	DA3001
32736K	CI3250	3273Q6	CI3116	95605804	CI3031		CI3067	96167304	CI3051	434208773100	DA3001
32736P	CI3068	3273Q8	CI3112	95606802	CI3014		CI3143	96171856	CI3050	434208773100	DA3001
32736R	CI3059	3273R0	CI3116	95606804	CI3031	95644403	CI3024	96171858	CI3015	Fiat	
32736S	CI3092	3273S2	CI3100	95607386	CI3034	95644404	CI3025	96171861	CI3016	1463105080	FI3144
327371	CI1028	3273T4	CI3104	95607388	CI3038	95648547	CI3020	96171874	CI3089		

1481449080	FI3386	4308412	FI1004	46307122	FI1137	46307565	FI3361	46307913	FI1149	5944690	FI1004
1481451080	FI3386	4308413	FI1004	46307129	FI2001	46307572	FI1145	46307914	FI1150	5957818	FI3064
1481452080	FI3385	4313087	FI1004	46307131	FI3084	46307642	FI3365	46307998	FI3282	5959385	FI1004
1487936088	FI3149	4315132	FI2001	46307149	FI3046	46307666	FI3295	46308008	FI3398	5964650	FI3069
1487937088	FI3148	4328468	FI1004	46307169	FI1114	46307667	FI3296	46308034	FI3298	5964652	FI3068
1491234080	FI3231	4374765	FI3077	46307171	FI1113	46307674	FI3285	46308035	FI3298	5977932	FI3065
1491237080	FI3230	4390952	FI1008	46307174	FI3319	46307678	FI3286	46308066	FI3400	5996763	FI3013
1491238080	FI3231	4393153	FI3002	46307177	FI3321	46307687	FI3277	46308079	FI3392	5998706	FI1004
1491239080	FI3230	4393154	FI3001	46307178	FI3322	46307688	FI3387	46308080	FI3393	60605056	FI1075
	FI3232	4393155	FI1012	46307180	FI3320	46307691	FI3381	46308112	FI3391	60809609	FI1094
1491240080	FI3233	4393157	FI1012	46307182	FI1075	46307703	FI3289	46308115	FI3391	60812753	FI1113
1493963	FI2001	4465504	FI1004	46307195	FI3168	46307707	FI3290	46308116	FI3390	60812760	FI1114
1495541080	FI3146		FI1006	46307198	FI3336	46307735	FI3293	46308156	FI3366	60812880	FI1093
1495542080	FI3147	4465611	FI3013	46307234	FI1141	46307736	FI3294	46308158	FI3365	60815021	FI1156
1495545080	FI3146	46307002	FI3369	46307313	FI1143	46307756	FI3303	46308178	FI3399	7029788	FI3076
1495546080	FI3147	46307004	FI3370	46307323	FI3166	46307785	FI3365	46308179	FI3399	7029789	FI3075
1496136080	FI3146	46307017	FI3169	46307325	FI3167	46307786	FI3366	46308180	FI3400	72GG4635BA	FI2001
1496137080	FI3147	46307032	FI1113	46307351	FI3374	46307787	FI3363	46308227	FI3388	7373193	FI1012
327248	FI3106	46307034	FI1114	46307360	FI3373	46307788	FI3364	46308229	FI3389	7560070	FI1008
3272H2	FI3107	46307073	FI3159	46307362	FI3378	46307792	FI3362	46308259	FI3398	7576199	FI3068
3272J0	FI3142	46307080	FI1099	46307367	FI1144	46307796	FI3287	46308274	FI3397	7577041	FI1008
3272J1	FI3230	46307081	FI3158	46307368	FI3299	46307805	FI3382	46412934	FI3348	7608632	FI1012
3272J2	FI3146	46307082	FI1109	46307369	FI3300	46307851	FI3297	46412935	FI3347	7629457	FI1057
327360	FI1064	46307083	FI1110	46307398	FI1140	46307852	FI3297	46472287	FI3358	7631082	FI1099
327362	FI1064	46307086	FI3343	46307403	FI3372	46307863	FI3292	46476612	FI3128	7647245	FI1067
3273C7	FI1064	46307087	FI3344	46307404	FI3371	46307864	FI3291	46476613	FI3305	7656786	FI1008
3273Q5	FI3143	46307096	FI3318	46307408	FI3375	46307886	FI1146	46476614	FI3127	7656944	FI1060
3273Q6	FI3231	46307098	FI3317	46307420	FI1108	46307887	FI1151	46477176	FI3126	7659161	FI1099
3273Q7	FI3147	46307101	FI3163	46307428	FI3301	46307889	FI1139	46538020	FI3276	7659169	FI1057
327477	FI1064	46307102	FI3162	46307429	FI3302	46307900	FI3295	46801689	FI3384		FI1074
	FI3106	46307103	FI2001	46307466	FI3361	46307901	FI1147	46801690	FI3383	7660834	FI1057
327478	FI1064	46307109	FI3122	46307471	FI3366	46307904	FI3296	5412895	FI3015	7680654	FI3275
4087120	FI1004	46307110	FI3121	46307485	FI3379	46307906	FI1148	5540795	FI3015	7688157	FI1076
	FI1060	46307111	FI3131	46307487	FI3380		FI1157	5930962	FI3078		FI1114
4208453	FI1022	46307112	FI3045	46307506	FI3234	46307909	FI3292	5944689	FI1004	7698632	FI1012
4247399	FI1004	46307121	FI1138	46307508	FI3235	46307910	FI3291		FI1006	7698900	FI1075

7698900	FI1140	9619947688	FI1090	5018702	FO3030	5024566	FO3109	6069110	FO1003	78TT3A425AD	FO3025
7703689	FI1012		FI3215	5018703	FO3029	5024567	FO3076	6071774	FO1002	79TT3A425AC	FO3026
7724184	FI3094	9621456388	FI1090	5018705	FO3031	5024568	FO3088		FO1003	79TT3A425DA	FO3026
7750299	FI1060	9621456488	FI1090	5018712	FO3003		FO3109	6079195	FO1003	79TT3K187AA	FO1002
7771707	FI3096	9936769	FI2001	5018713	FO3074	5024569	FO3088	6168422	FO1018		FO1003
82448780	FI1012	Ford		5018714	FO3073	5024572	FO3108	6483685	FO1020	79TT3K187BA	FO1003
82466864	FI1153	1023247	FO1032	5018749	FO3020	5024573	FO3075	6485415	FO1022	83BG4234AB	FO3032
82466865	FI1077	1023250	FO1030	5018750	FO3022	5024574	FO3087	6596770	FO3076	83BG4234BB	FO3031
92400981	FI3013	1141768	FO3192	5018753	FO3024		FO3112	6596773	FO3088	83BG4234EB	FO3028
92601185	FI3067	1142787*	FO1076	5018754	FO3024	5024575	FO3087	6596776	FO3075	83BG4234FB	FO3027
92601186	FI3066	1142788*	FO1075	5018755	FO3212	5025578	FO3016	6596777	FO3075	83BG4234JB	FO3030
92601388	FI2001	1493925	FO3197	5018756	FO3024	5025579	FO3015	6596778	FO3087	83BG4234KB	FO3029
92601892	FI2001	1579854	FO3003	5018757	FO3024	5026500	FO3063		FO3108	84FG3A425DA	FO3064
92601903	FI1074	1629459	FO3074	5018758	FO3019		FO3115	6596779	FO3087	85GG4234CA	FO3074
95540795	FI3015	3652045	FO3191	5018759	FO3021	5026501	FO3062	6669785	FO3076	85GG4234DA	FO3073
95555116	FI3016	3652047	FO3192	5018762	FO3023		FO3114	6669786	FO3113	87AX3219AA	FO3006
95582440	FI3015	3667428	FO3189	5018763	FO3023	5026502	FO3066	6757622	FO1032	87AX3219BA	FO3008
9559529280	FI3016	3667429	FO3190	5018764	FO3023	5026503	FO3065	6757666	FO3129	87AX3219CA	FO3014
95606802	FI1064	4106372	FO1074	5018765	FO3025	5026504	FO3066	6757668	FO3126	87AX3219DA	FO3016
95606803	FI1064	431407311A	FO1002	5018766	FO3026	5026505	FO3065		FO3127	87AX3219FA	FO3013
95606804	FI1064		FO1003	5018767	FO3064	5026510	FO3194	6757672	FO3128	87AX3219GA	FO3111
95646292	FI1024	5018678	FO3005	5018768	FO3211	5026511	FO3193	6757676	FO3126	87AX3219JA	FO3016
	FI1064	5018679	FO3006	5018816	FO3039	5026512	FO3194		FO3127	87AX3220AA	FO3005
9566722180	FI1096	5018680	FO3007	5018818	FO3038	5026513	FO3193	6779184	FO3066	87AX3220BA	FO3007
9566722380	FI1098	5018681	FO3008	5022267	FO3210	5026514	FO3194	6779200	FO3065	87AX3220CA	FO3013
9607411180	FI3106	5018682	FO3013	5022268	FO3209	5026515	FO3193	7024787	FO1030	87AX3220DA	FO3015
9607411480	FI3107	5018683	FO3014	5022281	FO3114	5026652	FO3088	7024788	FO1030	87AX3220FA	FO3014
9617408188	FI1092	5018684	FO3015	5022282	FO3063		FO3113	7024789	FO3125	87AX3220GA	FO3110
	FI3218	5018685	FO3016		FO3115	5026653	FO3087	7024790	FO3123	87AX3220JA	FO3015
9617408288	FI1092	5018688	FO3014	5022283	FO3065		FO3112	7024791	FO3124	87FX3219AA	FO3020
	FI3219	5018689	FO3013	5022284	FO3066	5029036	FO3125	7024792	FO3122	87FX3219BA	FO3022
96184035	FI3107	5018690	FO3110	5022285	FO3065	5029038	FO3123	7294547	FO1031	87FX3219CA	FO3066
9619947580	FI1090	5018691	FO3111	5022286	FO3066	5029040	FO3124	72GG4234AA	FO3197	87FX3219FA	FO3024
9619947588	FI1090	5018700	FO3028	5022287	FO3065	5029043	FO3122	72GG4234BA	FO3003	87FX3219GA	FO3024
	FI3214	5018701	FO3027	5022288	FO3066	518704	FO3032	77TT3K187EA	FO1006	87FX3219HA	FO3212
9619947680	FI1090			5022290	FO3193	6042051	FO1006	78GG4234AA	FO3003	87FX3219KA	FO3024

87FX3219LA	FO3024	93BG3B413BE	FO1031	44010SS0010	HO1018		HO3014	44305SH3981	HO1011		HO3049
87FX3219MA	FO3039	96BG3B413AAB	FO1030	44010SS0030	HO1018	44305SE0010	HO1011	44305SH3A00	HO1011	44306SB2961	HO1007
87FX3219NA	FO3210	96BG3B413ABB	FO1032	44010SS0960	HO1018		HO3014		HO3059		HO3049
87FX3220AA	FO3019	R89FX3219AA	FO3115	44010ST7N00	HO1014	44305SE0020	HO1011	44305SH3A01	HO1011	44306SE0000	HO1011
87FX3220BA	FO3021	R89FX3219BA	FO3066	44010SV4000	HO1018	44305SEOG01	HO1011		HO3059		HO3013
87FX3220FA	FO3023	R89FX3219CA	FO3066	44011S07000	HO1014		HO3014	44305SH3G00	HO1011	44306SE0010	HO1011
87FX3220GA	FO3023	R89FX3219DA	FO3066	44011SL5N01	HO1018	44305SEOG02	HO1011		HO3059		HO3013
87FX3220HA	FO3211	R89FX3220AA	FO3062	44011SR3J03	HO1014		HO3014	44305SH3G01	HO1011	44306SE0020	HO1011
87FX3220KA	FO3023		FO3114	44011SR3J04	HO1014	44305SE0J00	HO1011		HO3059		HO3013
87FX3220MA	FO3038	R89FX3220BA	FO3065	44011SR3J53	HO1014		HO3014	44305SH3G10	HO1011	44306SE0980	HO1011
87FX3220NA	FO3209	R89FX3220CA	FO3065	44011SR7030	HO1014	44305SE0J01	HO1011	44305SH3G11	HO1011	44306SE0981	HO1011
89FX3219BA	FO3066	R89FX3220DA	FO3065	44011SS0010	HO1018		HO3014	44305SK7J21	HO1014	44306SE0982	HO1011
89FX3219EA	FO3194	R92AX3219DA	FO3088	44011SS0030	HO1018	44305SF1910	HO1014	44305SK7J22	HO1014	44306SEOG01	HO1011
89FX3220CA	FO3065		FO3113	44011SS0940	HO1018	44305SF1911	HO1014	44305SK7J23	HO1014		HO3013
89FX3220EA	FO3065	R92AX3220DA	FO3087	44011SS0N01	HO1018	44305SF1912	HO1014	44305SM4000	HO1018	44306SEOG02	HO1011
90FX3219AA	FO3115		FO3112	44011SS0N02	HO1018	44305SF1913	HO1014	44305SM4010	HO1018		HO3013
90FX3219BA	FO3066	R93BG3B436A	FO3125	44011SS0N10	HO1018	44305SF1914	HO1014	44305SM4020	HO1018	44306SF1305	HO1014
90FX3219CA	FO3066	R93BG3B436A	FO3129	44011ST7N00	HO1014	44305SF1915	HO1018		HO3020	44306SF1910	HO1014
90FX3219EA	FO3066	R93BG3B436AE	FO3123	44011SV4N00	HO1018	44305SF1G10	HO1014	44305SM4040	HO1018	44306SF1911	HO1014
90FX3219GA	FO3194	R93BG3B436BE	FO3127	44305689601	HO3004	44305SF1G11	HO1014		HO3020	44306SF1912	HO1014
90FX3219HA	FO3194	R93BG3B437A	FO3124	44305SA0003	HO3099	44305SF1G12	HO1014	44305SM4980	HO1018	44306SF1913	HO1014
90FX3219KA	FO3194	R93BG3B437A	FO3128	44305SA5000	HO3008	44305SF1G13	HO1014	44305SM4981	HO1018	44306SF1914	HO1014
90FX3220AA	FO3114	R93BG3B437AE	FO3122	44305SA5010	HO3008	44305SF4J21	HO1007	44305SM4983	HO1018	44306SF1916	HO1018
90FX3220BA	FO3065	R93BG3B437B	FO3126	44305SA5020	HO3010	44305SF4J22	HO1007	44305SM4984	HO1018	44306SF1G12	HO1014
90FX3220EA	FO3065	R93BG3B437BE	FO3126	44305SA5620	HO3010	44305SF4J23	HO1007	44306689601	HO3003	44306SF1G13	HO1014
90FX3220HA	FO3193	V85883A427A	FO3188	44305SA5640	HO3010	44305SF4J24	HO1007	44306SA0013	HO3098	44306SF1G14	HO1014
90FX3220KA	FO3193	V89883A427AB	FO3252	44305SA5641	HO3010	44305SF4J40	HO1007	44306SA5000	HO3007	44306SF4J21	HO1007
91AG3K187AA	FO1003	V89883A427BA	FO3253	44305SB2750	HO1007	44305SF4J41	HO1007	44306SA5010	HO3007	44306SF4J22	HO1007
91AX3219AA	FO3109	Honda			HO3050	44305SF4J42	HO1007	44306SA5950	HO3009	44306SF4J23	HO1007
91AX3219DA	FO3088	44010S07000	HO1014	44305SB2751	HO1007	44305SH3960	HO1011	44306SA5951	HO3009	44306SH3960	HO1011
91AX3219GA	FO3076	44010SL5N01	HO1018		HO3050		HO3059	44306SA6951	HO3009		HO3058
91AX3220AA	FO3108	44010SR3J03	HO1014	44305SB2960	HO1007	44305SH3961	HO1011	44306SB2750	HO1007	44306SH3961	HO1011
91AX3220BA	FO3075	44010SR3J05	HO1014		HO3050		HO3059		HO3049		HO3058
91AX3220CA	FO3112	44010SR3J53	HO1014	44305SB2961	HO1007	44305SH3970	HO1011	44306SB2751	HO1007	44306SH3970	HO1011
91AX3220DA	FO3087	44010SR7030	HO1014		HO3050	44305SH3971	HO1011		HO3049	44306SH3971	HO1011
92AX3219HA	FO3113			44305SE0000	HO1011	44305SH3980	HO1011	44306SB2960	HO1007	44306SH3980	HO1011

44306SH3981	HO1011	MB297343	HY1001	Innocenti	46307394	LA1083	7739016	LA3128	F00122510	MZ1001	
44306SH3A00	HO1011	MB297344	HY1001	17H8600	IN1001	46307396	LA3171	7740977	LA3129	F00122610A	MZ1001
	HO3058	MB297345	HY1001	22G2094	IN3011	46307399	LA3172	7754409	LA3142	F00125400A	MZ3001
44306SH3A01	HO1011	MB297346	HY1001	22G2095	IN3012	46307553	LA3173	7794472	LA3166	F00125400B	MZ3001
	HO3058	MB297347	HY1001	27H7567	IN1004	46307558	LA3174	81690235	LA1079	F00125600A	MZ3002
44306SH3G00	HO1011	MB297348	HY1001	556021100	IN3027	46307559	LA3126	82301373	LA1010	F00125600B	MZ3002
	HO3058	MB297353	HY1001	556021101	IN3028	46307564	LA3117	82333811	LA1010	F00625400	MZ1008
44306SH3G01	HO1011	MB297661	HY1001	556021200	IN3029	46307569	LA3119	82362521	LA1010	F00625400A	MZ1008
	HO3058	MB297662	HY1001	556021201	IN3030	46307647	LA3118	82362523	LA1010	F00625400B	MZ1008
44306SH3G10	HO1011	MB297874	HY1001	ADU4378	IN2004	46307735	LA3112	82362524	LA1010	F00625400C	MZ1008
44306SH3G11	HO1011	MB297999	HY1001	DAM0667	IN2004	46307741	LA3150	82413699	LA1037	F00625600	MZ1008
44306SK7J21	HO1014	MB525577	HY1001	Kia		46307742	LA1084		LA1057	F00625600A	MZ1008
44306SK7J22	HO1014	MB526063	HY1001	OK2A125400	KI3010	46307743	LA3123	82428432	LA1010	F00625600B	MZ1008
44306SK7J23	HO1014	MB526064	HY1001	OK2A125600	KI3009	46307744	LA3124	82439756	LA1010	F00625600C	MZ1008
44306SM4010	HO1018	MB526066	HY1001	Lada		46308079	LA3179	82440166	LA1010	F01325400	MZ1010
44306SM4020	HO1018	MB526067	HY1001	21082215010	LD1002	46308093	LA3175	82443532	LA1037	F01325600	MZ1010
	HO3023	MB526117	HY1001		LD3004	46404032	LA3143		LA1057	F02325400	MZ1010
44306SM4040	HO1018	MB526118	HY1001	21082215011	LD1002	46408063	LA3145	82443534	LA3054		MZ3010
	HO3023	MB526443	HY1001		LD3003	46408064	LA3144	82448780	LA1013	F02325600	MZ1010
44306SM4980	HO1018	MB526444	HY1001	21082215012	LD1002	46545754	LA3125	92601903	LA1017		MZ3009
44306SM4981	HO1018	MB526453	HY1001	212122150111L	LD3001	46548055	LA3122	Mazda		G00125500	MZ1004
44306SM4983	HO1018	MB526454	HY1001	212122150111R	LD3002	46548056	LA3120	105015	MZ1007		MZ3015
44306SM4984	HO1018	MB526531	HY1001	21212215012	LD1001	46548165	LA3122	B00225400B	MZ1002	G00125500A	MZ1004
Hyundai		MB526547	HY1001	Lancia		46554027	LA3148	B00225500	MZ1002		MZ3015
4950721000	HY1001	MB526548	HY1001	40608080	LA3180	46554028	LA3147	B00225500B	MZ1002	G00125500B	MZ1004
4950821000	HY1001	MB526581	HY1001	4393155	LA1013	5929237	LA1010	B00225600	MZ1002		MZ3015
MB176160	HY1001	MB526582	HY1001	4393157	LA1013	5929240	LA1010	B00225600B	MZ1002	G00125500D	MZ1004
MB176161	HY1001	MB526853	HY1001	46307080	LA1039	5955208	LA3054	B00325400	MZ1002	G00125600	MZ1004
MB176463	HY1001	MB526854	HY1001	46307094	LA1075	60815227	LA1085	B00325400C	MZ1002	G00125600A	MZ1004
MB176464	HY1001	MB526865	HY1001	46307107	LA1076	7373193	LA1013	B00325400D	MZ1002	G00125600B	MZ1004
MB176864	HY1001	MB526866	HY1001	46307234	LA1081	7608632	LA1013	B00325600	MZ1002	G00125600E	MZ1004
MB176865	HY1001	MB526873	HY1001	46307241	LA1082	7688157	LA1051	B00325600C	MZ1002	G00222510	MZ1003
MB176866	HY1001	MB526897	HY1001	46307283	LA3169	7698632	LA1013	B00325600D	MZ1002	G00222510A	MZ1003
MB176867	HY1001	MB526898	HY1001	46307288	LA3174	7703689	LA1013	B00425400A	MZ1008	G00525500	MZ1004
MB178865	HY1001	MB526999	HY1001			7722660	LA3057	B00425600A	MZ1008	G00525600	MZ1004
MB297148	HY1001	MB620770	HY1001			7739015	LA3127			G01125500	MZ1004

G01125600	MZ1004	1263500410	ME3015	MB297385	MT1004	3910001B01	ND3022		ND3063	3910153Y00	ND1020
G01222510	MZ1003	1263503010	ME3015	MB297438	MT1005	3910001B02	ND3022	3910073J20	ND1015	3910155A00	ND1022
G01222510A	MZ1003	1263503110	ME3015	MB297492	MT1003	3910001B05	ND3022		ND3065		ND3051
G01325500	MZ1012	1263506410	ME3015	MB297678	MT1005	3910001B060	ND3036	39100D3100	ND3054	3910170J00	ND1024
G01325600	MZ1012	1293504010	ME3009	MB297696	MT1005	3910001B60	ND3022	39100D3600	ND3002		ND3066
G01522510	MZ1003	1343508810	ME3009	MB297699	MT1005	3910001E02	ND1012	39100D4000	ND3002	3910170J10	ND1025
G02125500	MZ1004	2013501810	ME3007	MB297815	MT1004	3910001M10	ND3014	39100D4600	ND3002		ND3068
G02125500A	MZ1004	5829037101	ME3035	MB297818	MT1004	3910001M15	ND3014	39100D4700	ND3002	3910170N00	ND3062
G02125600	MZ1004	603330001	ME3036	MB525577	MT1007	3910002E02	ND1012	39100M7070	ND3014	3910171N01	ND3066
G02125600A	MZ1004	6313300501	ME3021	MB526350	MT1003	391000M000	ND1020	39100M7270	ND1004	3910173J00	ND1014
G02125600C	MZ1004	6313300701	ME3021	MB526353	MT1003	391000M005	ND1020		ND3018		ND3062
G02222510	MZ1003	6313301301	ME3021	MB526377	MT1003	3910011A00	ND3018	39100O2E02	ND3002	3910173J05	ND3062
G02222510A	MZ1003	6383342334	ME3029	MB526453	MT1003	3910011A05	ND3018	39100O5E02	ND3002	3910173J20	ND1015
G02425500	MZ1007	A1263500113	ME2003	MB526454	MT1003	3910012A00	ND3018	3910101B00	ND3021		ND3064
G02425600	MZ1007	A1633300101	ME3047	MB526455	MT1004	3910013A00	ND3018	3910101B05	ND3037	39101D3100	ND3053
G03325500	MZ1012	A1633300201	ME3048	MB526456	MT1004	3910013A01	ND3018	3910101E02	ND1012	39101D3600	ND3001
G03325500B	MZ1012	A1633300301	ME3048	MB526464	MT1003	391004F400	ND1041	3910101M10	ND3013	39101D4000	ND3001
G03325600	MZ1012	A1633300401	ME3047		MT1004	3910050A00	ND3042	3910101M15	ND3013	39101D4600	ND3001
G03325600D	MZ1012	A1633300501	ME3048	MB526473	MT1005	3910050Y00	ND1020	3910102E02	ND1012	39101D4700	ND3001
G04325500	MZ1012	A1683603172	ME3041	MB526533	MT1003		ND3044	391010M005	ND1020	39101M7070	ND3013
G04325500B	MZ1012	A1683603372	ME3042	MB526558	MT1007	3910051Y00	ND1020	3910110A01	ND3017	39101M7270	ND1004
G04325600	MZ1012	A1683702172	ME3041	MB526613	MT1007	3910052Y00	ND1020	3910111A00	ND3017		ND3017
G04325600D	MZ1012	A1683702272	ME3042	MB526614	MT1007	3910053Y00	ND1020	3910111A05	ND3017	39101O2E02	ND3001
G07225500	MZ1010	A2023508410	ME3046	MB526666	MT1003	3910055A00	ND1010	3910112A00	ND3017	39112M7225	ND1004
G07225600	MZ1010	A6383342334	ME3029	MB526829	MT1003		ND1022	3910113A00	ND3017	391132R00	ND1027
	Mercedes	Mitsubishi			MT1004		ND3050	3910113A01	ND3017	39113M7275	ND1004
0003300036	ME1002	4950721000	MT3072	MB526831	MT1005	3910058G00	ND1032	3910124B00	ND1007	3921124B00	ND1007
0003301585	ME1002	4950821000	MT3073	MB526859	MT1007	3910061E00	ND1027	3910124B10	ND1007	3921132R00	ND1027
1073500410	ME3001	MB176160	MT3072	MB526867	MT1007	3910070N00	ND3063	391014F400	ND1041	3921150A00	ND1009
1073502710	ME3001	MB176161	MT3073	MB526868	MT1007	3910071J00	ND1024	3910150A00	ND3043	3921150Y00	ND1020
1073502810	ME3001	MB176872	MT1004	MB526869	MT1007		ND3067	3910150Y00	ND1020	3921155A00	ND1022
1073503310	ME3001	MB297372	MT1003	MB837426	MT1008	3910071J10	ND1025		ND3045	3921155F00	ND1010
1073504310	ME3001	MB297373	MT1003				ND3069	3910150Y01	ND1020	3921171J25	ND1024
1243502910	ME3009	MB297376	MT1004	Nissan-Datsun		3910072J10	ND1015		ND3045	3921171J26	ND1025
1243503010	ME3009	MB297377	MT1004	391000000	ND3001	3910072J20	ND1014	3910151Y00	ND1020	3921171J27	ND1024
					ND3002	3910073J00	ND1014	3910152Y00	ND1020	3921172J25	ND1015

3921173J25	ND1014	374066	OP1003	374174	OP3075	414147	OP3023		OP3034	9117408	OP3201
3940155A00	ND1010	374070	OP3004	374175	OP1019	414150	OP3022	90348325	OP3029	9117409	OP3204
40010M7226	ND1004	374071	OP3004	374176	OP1018	414159	OP3088		OP3035	9117410	OP3205
40011M5626	ND1004	374077	OP1003	374178	OP3024	414160	OP3088	90348326	OP3026	9117413	OP3202
72J10	ND3071		OP1009		OP3027	414181	OP3085	90348327	OP3027	9117414	OP3203
9310024B10	ND1007		OP1023		OP3050	414182	OP3087	90348330	OP3082	9194469	OP3270
Opel/Vauxhall			OP3010	374179	OP3054	7837456	OP3010	90350720	OP3048	9206561	OP3223
07837456	OP1003	374078	OP1003	374180	OP3026	7837457	OP3011	90350721	OP3047	93850890	OP3267
	OP1023		OP1023		OP3053	90090641	OP3009	90350824	OP3028	93850891	OP3266
07837457	OP1003		OP3011	374183	OP3028	90095157	OP1003		OP3030	574178	OP3050
	OP1023	374088	OP3270		OP3030	90095159	OP1002	90350865	OP3024	Peugeot	
13124675	OP3277	374091	OP2011	374184	OP3029	90095478	OP3012		OP3050	327200	PE3017
13124676	OP3278	374098	OP3003	374185	OP3083	90121881	OP3003	90350905	OP3025	327201	PE3019
13124679	OP3275	374100	OP2007		OP3166	90121913	OP3013		OP3049	327202	PE3051
13124680	OP3276	374105	OP3004	374188	OP3025	90125875	OP1002	90350907	OP3029	327204	PE3027
24405345	OP3270	374106	OP3003		OP3049	90147008	OP1002		OP3031	327205	PE3029
24430493	OP3186	374107	OP3004	374213	OP1061	90157131	OP1003	90350908	OP3026	327206	PE3029
24430495	OP3187	374108	OP3003	374218	OP1035	90157133	OP3012		OP3053	327209	PE3054
26029827	OP3118	374120	OP3157	374221	OP3118	90157134	OP3013	90350909	OP3027	327210	PE3031
26029828	OP3117	374121	OP3158	374222	OP3117	90157211	OP3004		OP3054	327211	PE3031
26076859	OP3184	374122	OP3074	374223	OP3162	90157254	OP3004	90350910	OP3083	327212	PE3031
26076892	OP3184	374126	OP1021	374224	OP3163	90199428	OP3003		OP3166	327215	PE3044
26086195	OP3185	374136	OP3051	374229	OP3049	90216102	OP3003	90369289	OP3085	327216	PE3044
26092313	OP3185	374137	OP3025	374230	OP3050	90216103	OP3004	90369290	OP3087	327217	PE3037
26094867	OP3186		OP3052	374322	OP3201	90216108	OP3003	90465865	OP3088	327218	PE3046
26095017	OP3187	374140	OP3026	374323	OP3204	90216109	OP3004	90511447	OP3196	327219	PE3044
374003	OP1065	374141	OP3027	374324	OP3205	90222598	OP3023	90512304	OP3194	32721P	PE3265
374013	OP1002	374144	OP3035	374375	OP3184	90235271	OP1021	90512385	OP3195	32721X	PE3262
374034	OP3013	374145	OP3028	374413	OP3185	90251680	OP3022	90512386	OP3193	327220	PE3018
374035	OP3012		OP3034	374466	OP3186	90304775	OP1020	90512387	OP3197	327221	PE3023
374041	OP3003	374146	OP3082	374468	OP3187	90334947	OP1019	90512983	OP3192	327222	PE3025
374049	OP1002	374147	OP1020	374543	OP3277	90334948	OP1018	90538603	OP3201	327227	PE3085
374061	OP1002	374164	OP3048	374544	OP3278	90348316	OP3051	90538604	OP3204	327228	PE3085
374064	OP3012	374165	OP3047	374561	OP3275	90348317	OP3025	90538605	OP3205	32722P	PE3265
374065	OP3013	374172	OP3072	374562	OP3276		OP3052	90539771	OP3202	32722X	PE3262
		374173	OP3073	414134	OP3009	90348324	OP3028	90539783	OP3203		

32723F	PE3282	3272G1	PE3072	32733X	PE3186	327387	PE3047	3273N2	PE3055	3274A0	PE3012
32723L	PE3187	3272H3	PE3054		PE3190	327388	PE3045	3273P7	PE3055	7910028946	PE3002
32723P	PE3270	3272H4	PE3056	327348	PE3023	327389	PE3018	3273P8	PE3057	95582409	PE3001
327244	PE3050	3272H7	PE3073	327349	PE3023	327390	PE3024	3273Q1	PE3074	95602238	PE3007
327245	PE3050	3272H8	PE3071	327351	PE3024	327391	PE3026	3273Q2	PE3072	95602241	PE3203
327246	PE3089	3272L3	PE3112	327352	PE3024	327398	PE3086	3273R9	PE3170	95602338	PE3202
32724P	PE3270	3272S2	PE3175	327353	PE3001	327399	PE3086	3273Y7	PE3176	95606396	PE3202
327251	PE3048	3272S3	PE3179	327354	PE3025	32739J	PE3272	3273Y9	PE3176	95606796	PE3007
327255	PE3077	3272S5	PE3175	327357	PE3026	32739K	PE3272	3273Z3	PE3205	95606797	PE3203
327256	PE3078	3272S6	PE3179	327358	PE3026	32739Q	PE3283	3273Z4	PE3072	95619479	PE3202
327258	PE3089	3272T0	PE3204	32735V	PE3148	3273AC	PE3261	327420	PE3014	95619480	PE3203
32725P	PE3266	3272Y0	PE3191	327364	PE3018	3273AE	PE3261	327441	PE3004	9566694077	PE3077
32725X	PE3258	3272Y1	PE3191	327365	PE3018	3273AH	PE3259	327444	PE3015	9566694187	PE3078
327260	PE3215	3272Y9	PE3195	327366	PE3018	3273AJ	PE3259	327445	PE3004	96009409	PE3202
327265	PE3018	3272Z0	PE3197	327367	PE3018	3273AQ	PE3193	327447	PE3014	96009410	PE3203
32726E	PE3185	327302	PE3012	327369	PE3017	3273C3	PE3051	327449	PE3015	96021730	PE3046
32726P	PE3266	327305	PE3030		PE3049	3273C4	PE3051	327453	PE3001	96021731	PE3047
32726X	PE3258	327306	PE3030	32736T	PE3264	3273C5	PE3112	327455	PE3001	96048666	PE3048
327275	PE3071	32730M	PE3192	32736V	PE3264	3273C9	PE3049	327459	PE3001	96048667	PE3049
327277	PE3221	32730N	PE3194	32736W	PE3271	3273E8	PE3216	327461	PE3001	9630767280	PE3188
327283	PE3097	32730P	PE3192	32736X	PE3271	3273G1	PE3072	327463	PE3005	9630767880	PE3190
32728E	PE3189	32730Y	PE3196	32736Y	PE3267	3273G3	PE3074	327464	PE3005	9636297180	PE3270
32728N	PE3263	32730Z	PE3196	32736Z	PE3267	3273G9	PE3098	327472	PE3011	9636786780	PE3258
32728W	PE3260	327311	PE3016	327371	PE3020	3273J0	PE3028	327474	PE3039	9636786880	PE3259
327291	PE3027	327312	PE3016	327373	PE3028	3273J1	PE3020	327475	PE3037	9637117780	PE3262
327298	PE3109	327317	PE3202	327374	PE3029	3273J6	PE3110	327476	PE3038	9637117880	PE3261
32729N	PE3263	327318	PE3202	327375	PE3029	3273J9	PE3223	327479	PE3008		
32729W	PE3260	327320	PE3203	327377	PE3057	3273K4	PE3008	327480	PE3008	Porsche	
3272A1	PE3222	327321	PE3203		PE3114	3273K5	PE3008	327482	PE3007	181501201A	PO3012
3272A8	PE3007	327323	PE3006	327378	PE3055	3273K9	PE3106	327483	PE3007	191407331.	PO2004
3272C0	PE3007	327324	PE3006	327379	PE3032	3273L1	PE3114	327485	PE3201	47750102A	PO3019
3272C7	PE3105	327326	PE3026	327380	PE3114	3273L2	PE3090	327486	PE3201	477501101A	PO3013
3272C9	PE3113	327327	PE3026	327381	PE3032	3273L3	PE3114	327492	PE3009	477501103	PO3012
3272F5	PE3054	327329	PE3025	327384	PE3045	3273L4	PE3032	327493	PE3009	91133202414	PO3004
3272F6	PE3087	327330	PE3025	327385	PE3045	3273L5	PE3057	327496	PE3010	91133203308	PO3001
3272F8	PE3087	32733L	PE3188	327386	PE3038	3273L7	PE3088	327497	PE3010	91433200900	PO3011

91433200903	PO3011	7700112478	RE3346	7701349769	RE3040	7701351113	RE3057	7701351485	RE3138	7701351965	RE3139
92333203302	PO3002	7700112688	RE3344	7701349771	RE3046	7701351121	RE3089		RE3160		RE3161
92832303343	PO3016	7700112689	RE3345	7701349785	RE3068	7701351122	RE3051	7701351486	RE3158	7701351989	RE3069
92833203306	PO3014	77013448098	RE3004	7701349786	RE3069	7701351124	RE3047	7701351548	RE3090	7701351990	RE3073
92833203330	PO3015	77013449881	RE3158	7701349804	RE3046	7701351125	RE3047	7701351571	RE3159		RE3106
92833203335	PO3016	7701348085	RE3006	7701349839	RE3052	7701351126	RE3063	7701351572	RE3158	7701351995	RE3145
92833203340	PO3015		RE3007	7701349840	RE3053	7701351127	RE3158	7701351607	RE3079	7701351996	RE3124
92833203341	PO3016	7701348086	RE3006	7701349847	RE3044	7701351160	RE3044	7701351695	RE3109	7701352002	RE3125
92833203344	PO3016	7701348087	RE3012	7701349848	RE3043	7701351162	RE3043	7701351697	RE3109	7701352020	RE3047
93033203700	PO3003	7701348090	RE3277	7701349873	RE3063	7701351172	RE1013	7701351699	RE3108	7701352021	RE3088
93033203704	PO3007	7701348099	RE3014	7701349874	RE3159		RE3040	7701351701	RE3108	7701352022	RE3051
93033203900	PO3003	7701348100	RE3016	7701349879	RE3062	7701351192	RE3046	7701351708	RE3251	7701352023	RE3089
93733202101	PO3012	7701348109	RE3072	7701349880	RE3158	7701351193	RE3065	7701351709	RE3252	7701352024	RE3047
94433203801	PO3017	7701348141	RE3015	7701349901	RE3087	7701351194	RE3064	7701351743	RE3089	7701352025	RE3052
95133203802	PO3017	7701348142	RE3013	7701349913	RE3073	7701351195	RE3045	7701351748	RE3251	7701352026	RE3086
95133203803	PO3017	7701348160	RE3018	7701349914	RE3109	7701351207	RE3024	7701351749	RE3251	7701352129	RE3122
96433202408	PO3005	7701348921	RE3031	7701349915	RE3108	7701351264	RE3052		RE3253	7701352189	RE3288
96433202409	PO3010	7701348968	RE3019	7701349916	RE3109	7701351266	RE3068	7701351750	RE3252	7701352223	RE3108
96434903822	PO3009	7701349025	RE3266	7701349923	RE3108	7701351267	RE3069	7701351751	RE3252	7701352224	RE3109
96533203710	PO3008	7701349026	RE3034	7701349929	RE3251	7701351290	RE3064		RE3254	7701352318	RE3309
98633202450	PO3021	7701349034	RE3020	7701349930	RE3252	7701351292	RE3046	7701351801	RE3108	7701352319	RE3310
Renault			RE3048	7701349934	RE3238	7701351363	RE3046	7701351803	RE3238	7701352385	RE3117
1233500410	RE3015	7701349359	RE3024	7701349935	RE3239	7701351365	RE3086	7701351805	RE3239	7701352386	RE3116
1349697	RE1005	7701349660	RE3025	7701349938	RE3073	7701351366	RE3053	7701351806	RE3073	7701352414	RE3327
1498775	RE1013	7701349688	RE3089	7701349939	RE3074		RE3087	7701351807	RE3074	7701352415	RE3201
1498918	RE1005	7701349689	RE3047	7701349940	RE3088	7701351428	RE3049	7701351841	RE3088	7701352421	RE3328
7700110482	RE3214	7701349691	RE3063	7701349941	RE3089	7701351434	RE3245	7701351948	RE3124	7701352422	RE3202
7700110484	RE3213	7701349692	RE3158	7701349947	RE3251	7701351435	RE3244		RE3126	7701352427	RE3121
7700111077	RE3337	7701349726	RE3044	7701349948	RE3252	7701351458	RE3244	7701351950	RE3287	7701352428	RE3123
7700111079	RE3336	7701349727	RE3043	7701349954	RE3287		RE3259	7701351951	RE3285	7701352471	RE3201
7700111914	RE3328	7701349733	RE3051	7701349955	RE3126	7701351460	RE3260	7701351953	RE3271	7701352473	RE3202
7700111916	RE3327	7701349734	RE3047	7701349959	RE3127	7701351478	RE3063	7701351955	RE3145	7701352595	RE3201
7700111918	RE3331	7701349740	RE3065	7701349992	RE3120	7701351479	RE3159	7701351956	RE3281	7701352596	RE3201
7700111920*	RE3330	7701349741	RE3045	7701349994	RE3118	7701351480	RE3159	7701351959	RE3125	7701352597	RE3202
7700112116	RE3338	7701349742	RE3045	7701349998	RE3119	7701351483	RE3062	7701351960	RE3127	7701352598	RE3202
		7701349757	RE3024	7701351020	RE3024	7701351484	RE3158		RE3272	7701352729	RE3294

7701352730	RE3293	7701498712	RE3265	8200169164	RE3357	ADU8974	RV3067	GCV1109	RV3068	8828006	SA3032
7701352731	RE3295	7701498774	RE3013	8200169277	RE3356	ADU8975	RV3068	GCV1110	RV3065	8942633	SA1004
7701352732	RE3296	7701498775	RE3072	8200169279	RE3355	ADU9070	RV3067	GCV1111	RV3066	8990574	SA1004
7701352774	RE3214	7701498784	RE3014	8200169288	RE3352	ADU9071	RV3068	Saab		9102880	SA1004
7701352775	RE3212	7701498785	RE3015	8200178624	RE3351	ADU9653	RV3065	4002911	SA1015	Seat	
7701352776	RE3214	7701498786	RE3006	8200198015	RE3363	ADU9659	RV3068		SA1016	191407271R	SE3044
7701352777	RE3163	7701498797	RE3018	8200198016	RE3363	ADU9660	RV3067	4103255	SA1017	6Q0407271J	SE3074
7701388089	RE3072	7701498799	RE3018	8200232883	RE3362	ADU9694	RV3067	4195418	SA3032	6Q0407272J	SE3075
7701394697	RE3020	7701498918	RE3049	8200232886	RE3361	ADU9695	RV3068	4195426	SA3031	SE021141921A	SE3017
	RE3048	7701498919	RE3266	8200299844	RE3359	ADV3985	RV3031	4195434	SA3035	SE022141915A	SE1002
7701453033	RE3278	7701498920	RE3031	8200379236	RE3347	BAU5439	RV1040	4195442	SA3034	SE022141920A	SE3018
7701455342	RE3002	7701498921	RE3020	8200436366	RE3364	BAU5440	RV1040	4195459	SA3032	SE022141920B	SE3061
7701459678	RE3028		RE3048	8200485578	RE3351	BAV4414	RV1018	4195475	SA3034	SE022141920C	SE3018
7701460341	RE3265	7701498923	RE3019	Rover		BAV4851	RV1001	4195483	SA3034	SE022141920D	SE3061
7701462289	RE3041	7701498955	RE3040	03CGV1053	RV1030	BAV5439	RV1039	8827701	SA3001	SE022141921A	SE3017
7701462795	RE3070	7701498957	RE3025	21A2295	RV3093	BAV5440	RV1039	8827719	SA3003	SE022141921B	SE3060
7701463194	RE3057	7701498958	RE3024	21A2296	RV3092	BAV5466	RV1018	8827727	SA3009	SE022141921D	SE3060
7701463343	RE3071	7701499222	RE3070	400188	RV1039	BAV5467	RV1023	8827735	SA3009	Skoda	
7701465773	RE3079	7701499223	RE3071	443055D9013	RV1033	C152150047010	RV1059	8827743	SA3016	115420214	SK1001
7701468836	RE3201	7711135246	RE3213	443055F0030	RV3010	CDU1495	RV3053	8827750	SA3011		SK3003
7701468839	RE3201	7711135531	RE3355	443055H9000	RV1033	CDU1496	RV3046	8827768	SA3013	115420217	SK3004
7701468840	RE3202	8200014107	RE3361	443055H9003	RV1033	CDU1497	RV3045	8827776	SA3015	6Q0407272BH	SK3017
7701468843	RE3202	8200014111	RE3353	443065B0010	RV3087	CDU1814	RV3048	8827784	SA3031	6Q0407272S	SK3017
7701469374	RE3201	8200024622	RE3230	443065B0020	RV3087	CDU1815	RV3047	8827792	SA3034	Subaru	
7701469375	RE3202	8200030619	RE3362	443065B0970	RV3087	GCV1007	RV3008	8827800	SA3032	23221GA232	SU1005
7701469845	RE3325	8200031137	RE3229	443065B0971	RV3087	GCV1008	RV3001	8827818	SA3032		SU3009
7701469847	RE3326	8200035673	RE3354	ADU3984	RV3032	GCV1009	RV3002	8827826	SA3035	23221GA233	SU1005
7701470616	RE3294	8200064731	RE3330	ADU4152	RV3022	GCV1015	RV3067	8827834	SA3035		SU3009
7701470617	RE3293	8200087856	RE3343	ADU4153	RV3021	GCV1024	RV3007	8827842	SA3014	23221GA242	SU1003
7701470721	RE3214	8200087857	RE3329	ADU5308	RV3066	GCV1027	RV3053	8827859	SA3012		SU3009
7701473014	RE3356	8200087859	RE3333	ADU5309	RV3065	GCV1031	RV3045	8827875	SA3010	23221GA243	SU3009
7701498696	RE3002	8200090175	RE3336	ADU7153	RV3068	GCV1035	RV3045	8827883	SA3002	23221GA372	SU1006
7701498698	RE3004	8200095539	RE3332	ADU7154	RV3067	GCV1070	RV3078	8827891	SA3004	23221GA373	SU1006
7701498699	RE3006	8200107530	RE3362	ADU7772	RV3002	GCV1071	RV3077	8827982	SA3035	23221GA592	SU1006
7701498701	RE3012	8200110754	RE3339	ADU7773	RV3001	GCV1106	RV3031	8827990	SA3034	23221GA593	SU1006
7701498711	RE3028	8200168513	RE3337			GCV1107	RV3032				

23221GA593	SU3008		SZ3012	18496200	TA3048	18867100	TA3007	4341012070	TY1001	4341032022	TY1001
23291GA191	SU1006	4410178011	SZ1001	18496275	TA3048	18867110	TA3007	4341012080	TY3070	4341032030	TY1001
28021AA011	SU1011		SZ3012	18496300	TA3047	1886717	TA3007	4341012090	TY1001	4341032031	TY1001
28021AA021	SU1007	4410178012	SZ1001	18496375	TA3047	1886717R	TA3007		TY3062	4341032040	TY1001
28021AA022	SU1007		SZ3012	18496475	TA3046	321347	TA3037	4341012100	TY1001	4341032041	TY1001
28021AA031	SU1007	4410182015	SZ1001	18496575	TA3045	326370	TA3052	4341012140	TY1001	4341032060	TY1001
28021AA032	SU1007	4410182020	SZ3004	1852807R	TA3030	326371	TA3051		TY3062	4341032141	TY1001
28021AA033	SU1007	4410182021	SZ3004	1852817R	TA3029	326665	TA3053	4341012141	TY1001	4341042020	TY1001
28021AA130	SU1007	4410260B12	SZ1004	1852837R	TA3033	327093	TA3054	4341012150	TY1001	4341042021	TY1001
28021AA131	SU1007	4410260B20	SZ1004	1853007R	TA3036	327334	TA3012		TY3062	4342012020	TY3069
28021AA132	SU1007	4410260B30	SZ1004	18751000	TA3010	327335	TA3011	4341012170	TY1001	4342012021	TY3069
28021AA511	SU1007	4410260DD0	SZ1001	1875107R	TA3010	327336	TA3022	4341012171	TY1001	4342012040	TY1001
28021AA551	SU1007	4410260DD1	SZ1001	18751100	TA3009	327337	TA3013	4341012210	TY1001	4342012060	TY3069
28021AC130	SU1007	4410262B11	SZ1004	1875117R	TA3009	327338	TA3018	4341012350	TY1001	4342012070	TY1001
28091AA010	SU3013	4410262B12	SZ1004	1876767R	TA3014	327339	TA3017	4341012400	TY1001	4342012100	TY1001
28091AA012	SU1007	4410262B22	SZ1004	1877047R	TA3012	327340	TA3030	4341016040	TY3045	4342012101	TY1001
	SU3013	4410263B10	SZ1004	1877057R	TA3011	327341	TA3029	4341016042	TY3045	4342012110	TY1001
28091AA014	SU3013	4410263B20	SZ1004	1877067R	TA3022	327342	TA3036	4341020010	TY1001	4342012140	TY1001
623210041	SU3021	4410263B21	SZ1004	1877077R	TA3013	327343	TA3033		TY3062	4342012141	TY1001
723221055	SU3022	4410278010	SZ1001	18775400	TA3020	327344	TA3032	4341020020	TY1001	4342016040	TY3044
723221392	SU1004		SZ3011	1877547R	TA3020	327346	TA3038	4341020031	TY1001	4342016042	TY3044
	SU3023	4410278011	SZ1001	18775500	TA3019	979007067R	TA3032	4341020040	TY1001	4342020010	TY1001
723291003	SU1004		SZ3011	1877557R	TA3019	979007207R	TA3038	4341020060	TY1008		TY3063
Suzuki		4410278012	SZ1001	18821100	TA3049	979007217R	TA3037	4341020070	TY1008	4342020020	TY1001
4410160B12	SZ1004		SZ3011	1882117R	TA3049	979007267R	TA3018	4341020100	TY1001	4342020040	TY1008
4410160B20	SZ1004	4410282020	SZ3003	18838500	TA3005	979007277R	TA3017	4341020220	TY1001	4342020050	TY1008
4410160B30	SZ1004	4410282021	SZ3003	1883857R	TA3005	Toyota		4341020341	TY1001	4342020060	TY1001
4410160DD0	SZ1001	4411582611	SZ1001	18840300	TA3049	4242016040	TY3044	4341020530	TY1001	4342020070	TY1001
4410160DD1	SZ1001	4411660B20	SZ1004	18841800	TA3050	4242016042	TY3044	4341020540	TY1001	4342020120	TY1001
4410162B11	SZ1004	4411660B30	SZ1004	1884187R	TA3050	4247019236	TY1001	4341032010	TY1001	4342020170	TY1001
4410162B12	SZ1004	4411664B10	SZ1005	18853400	TA3006	4341012020	TY3070		TY3001	4342020291	TY1001
4410162B22	SZ1004	Talbot		1885347R	TA3006	4341012021	TY3070	4341032011	TY1001	4342020301	TY1001
4410163B10	SZ1004	18491700	TA3043	18866200	TA3008	4341012040	TY1001		TY3001	4342020340	TY1001
4410163B20	SZ1004	18491800	TA3044	18866300	TA3007	4341012050	TY3070	4341032020	TY1001	4342020380	TY1001
4410178010	SZ1001	18492100	TA3045	18867000	TA3008	4341012060	TY3070		TY3001	4342032010	TY1001
		18492200	TA3046	1886707R	TA3008			4341032021	TY1001		TY3001

4342032011	TY1001	171407272G	WW3004	191407272AB	WW3006	1H0407271	WW3142	1J0407272BJ	WW3242	251501203G	WW3072
	TY3001	171407272M	WW3004	191407272AC	WW3006	1H0407271A	WW3144	1J0407272CT	WW3230	251501204	WW3236
4342032030	TY1001	171407272MX	WW3004	191407272AD	WW3006	1H0407271AX	WW3144	1J0407272GC	WW3242	251501204A	WW3238
4342032040	TY1001	171407272N	WW3004	191407272AE	WW3006	1H0407271F	WW3005	1J0407272GD	WW3242	251501204AX	WW3238
4342032121	TY1001	171407272P	WW3004	191407272AF	WW3123	1H0407271FX	WW3005	1J0407272GE	WW3324	251501204B	WW3238
4342042020	TY1001	171407272X	WW3004	191407272AG	WW3123	1H0407271G	WW3051	1J0407272HD	WW3330	3015012031	WW2007
4342042021	TY1001	171407274CX	WW3004	191407272AQ	WW3004	1H0407271N	WW3243	1J0407272JC	WW3324	321498103	WW2002
4342051Y10	TY1001	171407274DX	WW3129	191407272AS	WW3129	1H0407271P	WW3243	1J0407272KT	WW3242	357407271A	WW3150
4346019016	TY3043	171407311	WW1003	191407272BA	WW3006	1H0407271X	WW3142	1J0407311C	WW1080	357407271B	WW3150
4346019286	TY1001	171407311J	WW1004	191407272BD	WW3123	1H0407272	WW3143	1J0407311D	WW1080	357407271D	WW3005
4346019306	TY1001	171407311K	WW1042	191407272C	WW3006	1H0407272A	WW3145	1J0498099E	WW1080	357407271EX	WW3150
4347019016	TY3042	171407331F	WW2002	191407272E	WW3006	1H0407272AG	WW3148	1K0407271AT	WW3325	357407271G	WW3150
4347039086	TY1001	171407331H	WW2002	191407272H	WW3123	1H0407272AX	WW3145	1K0407271BJ	WW3331	357407271GX	WW3150
Volkswagen		171407331K	WW1042	191407272N	WW3005	1H0407272M	WW3145	1K0407271DJ	WW3333	357407271H	WW3150
113501201D	WW3064	171407331L	WW2001	191407272X	WW3006	1H0407272MX	WW3145	1K0407272CC	WW3326	357407271HX	WW3150
113501331	WW2002	171498099	WW1003	191407274AX	WW3006	1H0407272N	WW3244	1K0407272EN	WW3332	357407271P	WW3150
171407271	WW3007	171498099B	WW1004	191407274BX	WW3006	1H0407272Q	WW3048	1K0407272HK	WW3334	357407271Q	WW3243
171407271B	WW3003	171498103B	WW2001	191407274CX	WW3123	1H0407272QX	WW3048	211501203	WW3066	357407272	WW3151
171407271BX	WW3003	191407271	WW3005	191407274DX	WW3123	1H0407272S	WW3052	211501203A	WW3233	357407272B	WW3151
171407271E	WW3003		WW3122	191407274EX	WW3004	1H0407272X	WW3143	211501204	WW3234	357407272E	WW3143
171407271EX	WW3003	191407271A	WW3009	191407274FX	WW3129	1H0407274X	WW3148	211501331B	WW2007	357407272FX	WW3151
171407271G	WW3007	191407271B	WW3009	191407274RX	WW3006	1H0407311	WW1080	211598101	WW2007	357407272L	WW3151
171407271GX	WW3007	191407271C	WW3009	191407274X	WW3006	1H0407311D	WW1064	251407271	WW3139	357407272M	WW3151
171407271R	WW3007	191407271H	WW3122	191407311	WW1042	1H0407417	WW3243	251407271BX	WW3139	357407311	WW1064
171407271RX	WW3007	191407271HX	WW3122	191407311B	WW1064	1H0407418	WW3244	251407271L	WW3139	357498099	WW1064
171407271S	WW3007	191407271K	WW3122	191407311C	WW1064	1H0498099	WW1064	251498099E	WW1106	357498099D	WW1064
171407271T	WW3007	191407271L	WW3009	191407311F	WW1064	1H0498099A	WW1080	251501201G	WW3235	357498099E	WW1080
171407272	WW3004	191407271N	WW3005	191407311H	WW1042	1J0407271CG	WW3241	251501203	WW3069	357498099EV	WW1080
171407272AC	WW3129	191407271P	WW3009	191407311J	WW1064	1J0407271EP	WW3241	251501203A	WW3235	357498099EX	WW1080
171407272AF	WW3004	191407271R	WW3009	191407311L	WW1064	1J0407271ES	WW3241	251501203B	WW3072	431407331G	WW2027
171407272AG	WW3004	191407271S	WW3122	191407331	WW1042	1J0407271FD	WW3241	251501203BX	WW3072	481407271B	WW3231
171407272AP	WW3004	191407271T	WW3122		WW2027	1J0407271HJ	WW3329	251501203C	WW3237	481407271D	WW3232
171407272B	WW3004	191407272	WW3006	191407331H	WW1042	1J0407271HK	WW3329	251501203CX	WW3237	4D0498099	WW1117
171407272E	WW3004		WW3123	191498099	WW1042	1J0407271JL	WW3323	251501203D	WW3072	4D0598099	WW1117
171407272EX	WW3004	191407272A	WW3006	191498099A	WW1064	1J0407271LM	WW3241	251501203DX	WW3072	6E0407271C	WW3289
		191407272AA	WW3006	191498099B	WW1064	1J0407271LN	WW3241	251501203E	WW3237	6E0407271F	WW3281

6E0407271G	WW3283	6Q0407272DM	WW3328	7M3407271DX	WW3309
6E0407272D	WW3290	6Q0407311Q	WW1129	7M3407271H	WW3309
6E0407272H	WW3226	6Q0407451DX	WW3301	7M3407272D	WW3310
6E0407451BX	WW3283	6Q0407451EX	WW3301	811407311	WW1062
6E0407451X	WW3289	6Q0407451FX	WW3303	871407311	WW1062
6E0407452AX	WW3226	6Q0407452EX	WW3302	871498099	WW1062
6E0407452X	WW3290	6Q0407452FX	WW3302	8D0407271BQ	WW3295
6N0407271	WW3165	6Q0407452GX	WW3302	8D0407272BQ	WW3296
6N0407271G	WW3281	6Q0407452HX	WW3304	8D0407305J	WW1117
6N0407271H	WW3225	6Q0498099E	WW1128	8D0407451NX	WW3295
6N0407271J	WW3305	6X0407271K	WW3286	8D0407452MX	WW3296
6N0407271K	WW3297	6X0407271M	WW3299		
6N0407271L	WW3273	6X0407272E	WW3288		
6N0407271Q	WW3307	6X0407272L	WW3300		
6N0407271X	WW3165	6X0407451AX	WW3286		
6N0407272	WW3166	6X0407451X	WW3286		
6N0407272H	WW3282	6X0407452X	WW3288		
6N0407272J	WW3306	701407271	WW3237		
6N0407272K	WW3298	701407271B	WW3138		
6N0407272M	WW3274	701407271C	WW3174		
6N0407272R	WW3308	701407321B	WW1102		
6N0407272X	WW3166	701407321C	WW1103		
6N0407451BX	WW3225	701407321D	WW1104		
6N0407451CX	WW3297	701407321E	WW1105		
6N0407452BX	WW3298	701407321G	WW1105		
6N0498099	WW1095	701407331A	WW2041		
6Q0407271AS	WW3301	701407331B	WW2055		
6Q0407271AT	WW3301	701498099	WW1102		
6Q0407271BE	WW3303	701498099A	WW1103		
6Q0407271BS	WW3303	701498099C	WW1105		
6Q0407271DB	WW3303	701498103	WW2041		
6Q0407271DJ	WW3327	7D0407271A	WW3294		
6Q0407272BC	WW3302	7M0407272CX	WW3310		
6Q0407272BD	WW3302	7M0498099A	WW1130		
6Q0407272BE	WW3302	7M0501201A	WW3319		
6Q0407272BK	WW3304	7M0501202A	WW3320		

Volvo	
115175	VO3002
31037955	VO2003
32665465	VO3003
32895914	VO3005
35023365	VO3006
8601100	VO1008
8601101	VO1008
903111804	VO3047
90311705	VO3003
90311754	VO3048
91225672	VO3019
91225680	VO3020
P614079	VO3061
P614084	VO3062
T010703	VO3062
T990712	VO3061



Credibilità, serietà e garanzia di altissima qualità. Queste sono le caratteristiche che caratterizzano la nostra azienda, e che ci hanno permesso in un trentennio di raggiungere alti livelli di notorietà a livello mondiale.

Ogni sforzo dell'azienda è atto a soddisfare in maniera eccellente i cinque punti fondamentali del marketing; questo per migliorare in continuazione, ed implementare a sua volta la soddisfazione del cliente.

1. **"Do things Right"**. Per la General Ricambi S.p.A. adempiere a questo obiettivo non significa solo non commettere errori, bensì la volontà di soddisfare appieno il cliente, evitando occasioni di errore fin dall'inizio dell'attività lavorativa.

2. **"Do things fast"**. Ogni processo di produzione all'interno dell'azienda è organizzato in modo tale da garantire una minimalizzazione dei tempi fra la richiesta del cliente ed il ricevimento della merce.

3. **"Do things on time"**. La puntualità nelle consegne è segno distintivo della nostra azienda. Questo dimostra l'attenzione verso le necessità dei nostri clienti, ed il profondo rispetto che nutriamo nei loro confronti.

4. **"Change what you do"**. La General Ricambi S.p.A. si offre, nei limiti del possibile, di adattarsi alle varie esigenze del cliente. Una flessibilità che ci contraddistingue dalle aziende concorrenti. Qualità questa, nata dalla disponibilità e soprattutto dalla professionalità degli operatori di ogni settore interno all'azienda.

5. **"Things cheply"**. L'azienda propone una gestione dei prezzi, atta a garantire un'eccellente rapporto qualità prezzo. L'obiettivo è quello di fornire un made in Italy a prezzi assolutamente competitivi.



Reliability, commitment and top quality guarantee. These are our main strengths, that have allowed us to build a worldwide recognized brand during thirty years of activity.

In order to meet and exceed our customers satisfaction, every effort of our company is aimed towards five main goals:

1. **"Do things right"**. Reaching this target doesn't simply mean avoiding every kind of mistake, but also fully satisfying our clients, through the search for excellence in every aspect of our work.

2. **"Do things fast"**. Every production process in our company is organized to minimize the lead time elapsing from our customers request and the delivery of our goods, without neglecting our constant attention to the quality.

3. **"Do things on time"**. The delivery punctuality is the distinctive mark of our company. We know our clients needs, we respect their deadlines and we deeply care about their industrial processes.

4. **"Customize"**. We always try to adapt to our customers requests; in fact, flexibility has been the key of our success in a highly competitive market. We're able to deliver customized solutions, following our clients needs, thanks to the high professionalism of our human resources.

5. **"Price carefully"**. Our company offers competitive prices for high quality goods. Our goal is to sell made-in-Italy products with the best price of the market





La nostra produzione.



Our main production.



La General Ricambi produce parti di ricambio per tutti i modelli di automobili europee e giapponesi, in particolare giunti omocinetiche, semiassi, sterzi, idroguida, pompe idrauliche, pinze freno, alberi di trasmissione e varie (crociere, piantoni sterzo, mozzi ecc...).


General Ricambi manufactures spare parts for all models of European and Japanese cars, mainly C.V. joints, drive shafts, steering racks, power steering racks, power steering pumps, brake calipers, propeller shafts and hardware (crosses, steering gear shafts, wheel hubs, etc...).





Profilati scanalati per la trasmissione di coppia ottenuti con la formatura a freddo rispondono ottimamente alle moderne esigenze di resistenza e precisione.

***S**pline profiles for torque transmission, obtained by cold forming, respond extremely well to the modern requirements of resistance and precision.*




Sfruttando le peculiarità della saldatura ad attrito, si possono realizzare unioni molecolari di altissima qualità anche tra materiali di diversa composizione chimica.

***B**y taking the greatest possible advantage of the benefits of friction welding, it is now possible to realize high quality molecular unions even between materials of different chemical composition.*

L'utilizzo del disegno computerizzato con il supporto dello studio e della verifica di progettazione, consente la realizzazione di componenti sempre più affidabili.

***S**tudy and planning checks, aided by computerised design, mean that the GR Group can guarantee more and more accurate components.*



GENERAL RICAMBI S.p.A.


Novità

Per seguire i radicali cambiamenti apportati dalla massiccia introduzione di componenti elettroniche nell'automobile, dal 2007 la **GENERAL RICAMBI S.p.A** ha aperto una nuova divisione completamente dedicata allo sviluppo di sistemi ibridi elettronici.

Il primo prodotto nato da questo progetto sono i piantoni elettrici (E.P.S.: Electric Power Steering). Il lancio di questo prodotto rappresenta il primo passo per una linea di produzione che fornirà pinze freno elettriche e pompe idroguida elettriche.

Electric Power Steering

The latest product launched by GENERAL RICAMBI S.p.A. In order to follow the market changes due to the introduction of electronics on cars, GENERAL RICAMBI S.p.A has opened a new department focused on the development of electric power steering.





Storico selezione	
Paese	Italia
Settore	Selezione veicolo
Veicolo	BMW X5 (E53) 3.0 d 06.01 135 Kw 2925 cm ³ ...
Codici motore	M57306D1
Gruppo ass.	Semiassie
Marca	
Gruppo prodotti	Semiassie

Storico veicolo/tipo /motore/assale

veicolo	motore	assale
BMW X5 (E53) 3.0 d		

Carrello

Quantità	Articolo
----------	----------

Vai a
Gruppo prodotti:

Semiassie (Trasmissione finale)	
General Ricambi S.p.A.	
BW3090	Semiassie Lato montaggio : Assale anteriore sinistro Lungh. : 591 mm
BW3091	Semiassie Lato montaggio : Assale anteriore destro Lungh. : 976 mm


La nostra gamma di prodotti è presente in:

You can find our product line in:



GENERAL RICAMBI S.p.A.





Avviso importante

Le informazioni elencate in questo catalogo sono state ricavate da fonti attendibili e approvate e sono corrette al meglio delle nostre conoscenze. Non accetteremo nessuna responsabilità per errori od omissioni in esso contenuti.

Important notice

The information listed in this Catalogue has been compiled from accepted and reliable sources and is correct to the best of our knowledge. We will not accept any responsibility or liability for any errors or omission contained herein.

È vietata la riproduzione anche parziale di quanto contenuto nel presente catalogo senza il consenso scritto della General Ricambi.

Any reproduction of all or part of this catalogue is strictly prohibited without the written consent of General Ricambi.