



**BRAKE DISCS**

**CAR**

**DISCHI FRENO**

**2013**



# index

## indice

ALFA ROMEO . . . . .	13	IVECO Industrial vehicle . . . . .	79	PROTON . . . . .	149
ALFA ROMEO Light commercial . . . . .	17	IVECO Bus . . . . .	80	RENAULT . . . . .	149
ALFA ROMEO Industrial vehicle . . . . .	18	JAGUAR . . . . .	81	RENAULT Mpv-Suv-Off road . . . . .	162
ARO . . . . .	18	JEEP Mpv-Suv-Off road . . . . .	82	RENAULT Light commercial . . . . .	162
AUDI . . . . .	18	KASSBOHRER SETRA Bus . . . . .	82	RENAULT Industrial vehicle . . . . .	163
AUDI Mpv-Suv-Off road . . . . .	25	KIA . . . . .	83	RENAULT Bus . . . . .	164
AUTOBIANCHI . . . . .	25	KIA Mpv-Suv-Off road . . . . .	85	ROR-MERITOR Trailer . . . . .	164
BEDFORD . . . . .	26	KIA Light commercial . . . . .	85	ROVER . . . . .	164
BMW . . . . .	26	LADA . . . . .	86	ROVER Light commercial . . . . .	166
BMW Mpv-Suv-Off road . . . . .	33	LANCIA . . . . .	86	ROVER AUSTIN . . . . .	166
BPW Trailer . . . . .	35	LAND ROVER Mpv-Suv-Off road . . . . .	91	ROVER MG . . . . .	166
BREDA MENARINI Bus . . . . .	35	LECINENA Bus . . . . .	92	ROVER WOLSELEY . . . . .	167
BREMACH Light commercial . . . . .	36	LEXUS . . . . .	92	SAAB . . . . .	167
CARDI Trailer . . . . .	36	LEXUS Mpv-Suv-Off road . . . . .	93	SAAB Mpv-Suv-Off road . . . . .	168
CHEVROLET . . . . .	36	LEYLAND Industrial vehicle . . . . .	93	SAF Trailer . . . . .	169
CHEVROLET Mpv-Suv-Off road . . . . .	37	LOTUS . . . . .	93	SCANIA Industrial vehicle . . . . .	169
CHRYSLER . . . . .	37	MAN Industrial vehicle . . . . .	93	SCANIA Bus . . . . .	169
CITROEN . . . . .	38	MARUTI . . . . .	94	SEAT . . . . .	169
CITROEN Mpv-Suv-Off road . . . . .	46	MAZDA . . . . .	94	SEAT Light commercial . . . . .	173
CITROEN Light commercial . . . . .	46	MAZDA Mpv-Suv-Off road . . . . .	98	SKODA . . . . .	173
DACIA . . . . .	47	MAZDA Light commercial . . . . .	98	SKODA Mpv-Suv-Off road . . . . .	175
DAF Industrial vehicle . . . . .	48	MCW Bus . . . . .	98	SMART by MERCEDES . . . . .	175
DAIHATSU . . . . .	48	MERCEDES . . . . .	99	SMB Trailer . . . . .	175
DAIHATSU Mpv-Suv-Off road . . . . .	49	MERCEDES Mpv-Suv-Off road . . . . .	115	SSANGYONG . . . . .	175
DAIHATSU Light commercial . . . . .	49	MERCEDES Light commercial . . . . .	116	SSANGYONG Mpv-Suv-Off road . . . . .	176
DODGE . . . . .	49	MERCEDES Industrial vehicle . . . . .	117	SUBARU . . . . .	176
DODGE Mpv-Suv-Off road . . . . .	50	MERCEDES Bus . . . . .	118	SUBARU Mpv-Suv-Off road . . . . .	178
DR . . . . .	50	MERCURY . . . . .	118	SUBARU Light commercial . . . . .	179
DR Mpv-Suv-Off road . . . . .	50	MINI by BMW . . . . .	118	SUZUKI . . . . .	179
EAGLE . . . . .	50	MITSUBISHI . . . . .	119	SUZUKI Mpv-Suv-Off road . . . . .	180
EFFEDI Light commercial . . . . .	51	MITSUBISHI Mpv-Suv-Off road . . . . .	124	SUZUKI Light commercial . . . . .	181
FIAT . . . . .	51	MITSUBISHI Light commercial . . . . .	125	TALBOT . . . . .	181
FIAT Mpv-Suv-Off road . . . . .	59	NEOPLAN Bus . . . . .	126	TALBOT Light commercial . . . . .	181
FIAT Light commercial . . . . .	59	NISSAN . . . . .	126	TOYOTA . . . . .	181
FORD . . . . .	60	NISSAN Mpv-Suv-Off road . . . . .	129	TOYOTA Mpv-Suv-Off road . . . . .	186
FORD Mpv-Suv-Off road . . . . .	67	NISSAN Light commercial . . . . .	130	TOYOTA Light commercial . . . . .	187
FORD Light commercial . . . . .	67	OPEL - VAUXH. . . . .	131	VOLKSWAGEN . . . . .	188
FORD Industrial vehicle . . . . .	68	OPEL - VAUXH. Mpv-Suv-Off road . . . . .	139	VOLKSWAGEN Mpv-Suv-Off road . . . . .	198
FSO . . . . .	68	OPEL - VAUXH. Light commercial . . . . .	139	VOLKSWAGEN Light commercial . . . . .	199
HONDA . . . . .	68	PEUGEOT . . . . .	139	VOLVO . . . . .	200
HYUNDAI . . . . .	73	PEUGEOT Mpv-Suv-Off road . . . . .	146	VOLVO Mpv-Suv-Off road . . . . .	203
HYUNDAI Mpv-Suv-Off road . . . . .	76	PEUGEOT Light commercial . . . . .	146	VOLVO Industrial vehicle . . . . .	204
HYUNDAI Light commercial . . . . .	77	PIAGGIO Light commercial . . . . .	147	VOLVO Bus . . . . .	204
INFINITI . . . . .	77	PLYMOUTH . . . . .	147	ZASTAVA . . . . .	204
INNOCENTI . . . . .	77	PONTIAC . . . . .	147	ZF Trailer . . . . .	204
ISUZU . . . . .	78	PORSCHE . . . . .	148		
IVECO Light commercial . . . . .	78	PORSCHE Mpv-Suv-Off road . . . . .	149		



La INTERCAR SPA produce dischi freno dal 1971 quando fu costruito lo stabilimento in Cazzago S.Martino, in provincia di Brescia. Oggi la fabbrica si estende su 20.000 mq di superficie e la costruzione dei dischi freno ha seguito l'evolversi tecnologico attuato dalle Case Costruttrici. Attualmente la produzione, in costante aumento, raggiunge la quasi totalità del parco circolante europeo e buona parte di quello extra europeo.



INTERCAR SPA has been manufacturing brake discs since 1971, when its plant was first opened in Cazzago S.Martino, near Brescia. The plant now covers an area of 20,000 sqm and brake discs production has followed the technological innovations introduced by all major manufacturers. At present, production is steadily rising and interests almost all the cars circulating in Europe and a large part of those outside Europe as well.







## the company

### l'azienda



I DISCHI FRENO INTERCAR vengono prodotti con tecnologie avanzate ed i macchinari impiegati sono all'avanguardia nel settore dei sistemi produttivi che, basati su controlli e comandi elettronici, riducono in modo consistente l'intervento manuale dell'operatore e la conseguente probabilità di errori di lavorazione. La materia prima impiegata è tenuta costantemente sotto controllo mediante analisi chimiche e metallografiche, in modo da ottenere la certezza della qualità e l'esattezza del prodotto.




INTERCAR BRAKE DISCS are manufactured with the latest technology and state-of-the-art machinery in the field of production systems. These rely on electronic checks and controls that greatly reduce the amount of manual work by the operator and accordingly also the likelihood of errors in the production process. The raw materials and the components employed are kept under constant control by the quality department with chemical and metallographic analysis, to ensure the best security and precision of each material.






La qualità per la INTERCAR SPA è una costante ricerca, sfociata ultimamente nella "Certificazione UNI EN ISO 9001", ottenuta con la DNV-SINCERT, il maggior istituto di certificazione a livello mondiale. La certificazione ottenuta, anche se è un atto puramente formale, è la dimostrazione della costante ricerca che la CAR effettua in modo costante per migliorare i suoi standard tecnologici. Unitamente alla certificazione ISO 9001, la INTERCAR ha ottenuto, in conformità alle leggi tedesche, l'omologazione dal TÜV di PFALZ, che ha rilasciato tramite il KRAFTFAHRT-BUNDESAMT le certificazioni ABE con i marchi KBA 60868 e KBA 60869 in data maggio 1998.



Quality for INTERCAR is a constant research that lately led to the "Certification UNI EN ISO 9001", obtained through the DNV-SINCERT, the main Certification's Institute on a worldwide basis. The certification we obtained, even if is a merely formal act, is the demonstration of the constant research that INTERCAR continuously carries out to improve its technological standards. Together with the ISO 9001, INTERCAR obtained, in accordance to the German regulations, the homologation from TÜV of PFALZ, that was released through the KRAFTFAHRT-BUNDESAMT, the ABE certifications with the KBA 60868 and KBA 60869 trade marks, date May 1998.





## quality guarantee


### garanzia della qualità



Appropriati controlli tramite apparecchiature elettroniche SPC (Statistic Process Control) consentono di affermare che i DISCHI FRENO prodotti dalla INETERCAR SPA sono in grado di essere una valida alternativa all'originale. I controlli eseguiti prima, durante e dopo la fase costruttiva sono sicuramente un ottimo indice di prodotto di qualità. L'esperienza maturata fin dall'inizio dell'attività produttiva è stata accuratamente accumulata ed utilizzata per poter ottenere un prodotto di qualità e, quel che più conta, totalmente affidabile.



Special checks by SPC (Statistic Process Control) electronic equipment ensure that INTERCAR BRAKE DISCS provide a satisfactory alternative to the original product. Checks carried out during and after the manufacturing process are clear evidence of high quality. The experience gained since production first started has been carefully recorded and exploited to offer a top quality product which is, above all, totally reliable.



# CAR



 La tecnologia dei dischi freno high performance è in costante evoluzione. La INTERCAR SPA è continuamente alla ricerca di nuove e più avanzate vie tecnologiche per garantire la migliore qualità del prodotto. Sponsor della squadra Minardi di Formula Uno, la INTERCAR è impegnata da lungo tempo nelle competizioni sportive automobilistiche. Il coinvolgimento in questo mondo dinamico di attività motoristiche promuove l'immagine dei dischi freno high performance della INTERCAR in tutti i mercati internazionali.



The technology of the high performance brake discs is constantly improving. INTERCAR is continuously looking for new and more advantaged technological ways to guarantee the best quality of the product. Official supplier of Minardi Formula One racing team, INTERCAR has always been engaged in motor racing. The involvement in this dynamic world has been improving considerably the image of INTERCAR in the international markets.





## motor racing - high performances

competizioni sportive - alte prestazioni



La principale ed innovativa caratteristica dei dischi freno della serie HIGH PERFORMANCE, prodotti e distribuiti dalla INTERCAR, è la speciale lavorazione delle fasce frenanti con fori alternati ad intagli trasversali, studiata e appositamente collaudata al fine di ottenere una maggiore efficienza del sistema frenante, consentendo un maggiore smaltimento del calore e l'eliminazione delle scorie e dei gas generati dall'attrito delle pastiglie freno. Anche il fenomeno di "fading" risulta ampiamente attenuato. L'aumento del coefficiente d'attrito disco-pastiglia assicura una frenata più sicura, mantenendo inalterata nel tempo la durata e l'affidabilità del disco. La linea HIGH PERFORMANCE è adatta a garantire maggiore sicurezza, una frenata sempre pronta e migliori prestazioni per una guida sportiva.



The innovation and the principal peculiarity of HIGH PERFORMANCE brake discs, produced and distributed by INTERCAR, is the special machining of the braking surfaces with holes alternated to transversal carvings. This has been studied and exclusively tested in order to obtain a greater efficiency of the braking system, to allow a quicker cooling and to eliminate the slags and the gas generated by the friction of the brake pads. Also the fading process is largely reduced. The incremented friction coefficient brake disc-brake pad assures safer braking for a longer time. The new line of HIGH PERFORMANCE brake discs guarantees higher safety in both every day and sporting driving conditions.





Le informazioni contenute nel presente catalogo sono il meglio delle nostre conoscenze; i dati riportati sono dedotti dalle collaborazioni con Case Costruttrici e dalle conoscenze relative ai loro prodotti.

Le dimensioni dei dischi freno, l'abbinamento dei nostri prodotti alle svariate tipologie di veicoli, la corrispondenza dei nostri codici ai riferimenti originali (codici OE), ecc. vengono costantemente aggiornati in base alle conoscenze di nuove applicazioni o di variazioni da parte delle Case Costruttrici nell'impiego dei prodotti.


Tutti i dischi elencati nel catalogo sono di nostra produzione; InterCar Spa garantisce la perfetta intercambiabilità con i particolari originali e prestazioni di frenata equivalenti ai componenti originali.

Si consiglia la verifica delle corrispondenze dimensionali di massima prima di effettuare l'ordine, consultando i disegni presenti sul nostro sito [www.intercar.org](http://www.intercar.org) e la corrispondenza ai codici OE delle parti che si vogliono sostituire.

L'utilizzo improprio di parti frenanti prodotte da InterCar solleva la stessa da qualsiasi responsabilità circa il prodotto e il relativo impiego.

Nessuna parte di questo catalogo può essere riprodotta senza un'autorizzazione scritta rilasciata da InterCar Spa.

InterCar Spa si riserva in qualsiasi momento il diritto di modificare, integrare o correggere i dati contenuti in questo catalogo e di comunicarli nel minor tempo possibile, allo scopo di garantire il miglior servizio possibile alla Clientela.



This catalogue has been thought to express all the knowledge InterCar has in the production of brake discs. Reported data come from the cooperation with the original manufacturers and the information developed through the analysis of the original spare parts.

Data, such as size of discs, adaptability of InterCar own products to different types of vehicles, coupling of InterCar own codes to codes used by manufacturers (for example: OE codes), are constantly updated in compliance with occurring changes done by original manufacturers or discover of new applications.

All brake discs listed in this catalogue are produced by InterCar guaranteeing perfect interchangeability and braking performances as those characterizing the original components.

Any information about the products shown on this catalogue may be viewed on the website [www.intercar.org](http://www.intercar.org) drawings, original codes and dimensions of each discs may be controlled before issuing any order.

Improper use of braking parts is not covered by any guarantee.

No part of this catalogue may be reproduced without express written authorization.

InterCar reserves the rights to modify, integrate or correct data contained in this publication and notify them as soon as possible to offer a better service to its clients.





## CAR reference

### articoli CAR



142.xxx : passanger cars brake discs / dischi freno vettura  
150.xxx : trucks and trailers brake discs / dischi freno industriali  
151.xxx : buses brake discs / dischi freno bus  
433.xxx : brake drums / tamburi freno


F : front / ant.

R : rear / post.

V : ventilated disc / disco vent.

D : drum / tamburo

• : TÜV and ABE approved / Certificazione TÜV e ABE






Uno sguardo verso il futuro con la nuova gamma di dischi freno verniciati.

Sempre attenti alle evoluzioni del mercato, nel settembre 2010 abbiamo introdotto una nuova linea di prodotti: i dischi freno "coated".

Dischi freno rivestiti da uno strato protettivo anti-corrosione "Alutherm®" che garantisce qualità, estetica e un prodotto pronto per essere montato.





## coated brake discs

dischi freno verniciati





A look to the future with our new range of coated brake discs.

According to its customer's needs InterCar SpA offers a product MADE in ITALY of high quality, reliability and covered in grey.

An aluminum base of Alutherm point, assuring long lasting corrosion resistance and attractive appearance.

Brake discs ready to be fitted. Any corrosion protection to be removed.

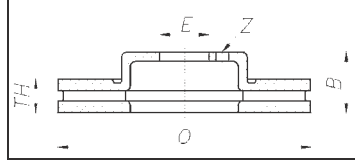




**manufacturer**

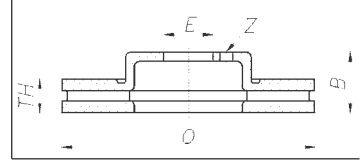
applicazioni



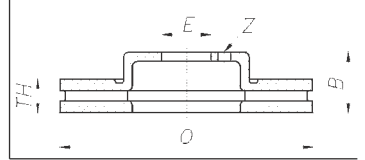


Model	Year	F R	V D	CAR	Ø	TH	min TH	B	E	Z
<b>ALFA ROMEO</b>										
<b>145 - 146</b>										
1.3i	07/94 - 12/96	F		<b>142.168</b> •	257	12	10,2	40,5	59	4
with ABS	07/94 - 12/96	R		<b>142.008</b> •	240,5	11	9,2	40	59	4
1.4i 16V Twin Spark	01/97 - 01/01	F	V	<b>142.192</b> •	257,5	20	18,2	40,5	59	4
with ABS	01/97 - 01/01	R		<b>142.167</b> •	240,5	11	9,2	40	59	4
without ABS	01/97 - 01/01	R	D	<b>433.100</b>	203			61	59	4
1.6i	07/94 - 12/96	F		<b>142.168</b> •	257	12	10,2	40,5	59	4
with ABS	07/94 - 12/96	R		<b>142.008</b> •	240,5	11	9,2	40	59	4
1.6i 16V Twin Spark	01/97 - 01/01	F	V	<b>142.192</b> •	257,5	20	18,2	40,5	59	4
with ABS	01/97 - 01/01	R		<b>142.008</b> •	240,5	11	9,2	40	59	4
without ABS	01/97 - 01/01	R	D	<b>433.100</b>	203			61	59	4
1.7i 16V	07/94 - 12/96	F	V	<b>142.192</b> •	257,5	20	18,2	40,5	59	4
	07/94 - 12/96	R		<b>142.008</b> •	240,5	11	9,2	40	59	4
1.8i 16V Twin Spark	01/97 - 01/01	F	V	<b>142.412</b> •	284	22	20,2	39,4	59	4
	01/97 - 01/01	R		<b>142.167</b> •	240,5	11	9,2	40	59	4
2.0i 16V Twin Spark	10/95 - 01/01	F	V	<b>142.412</b> •	284	22	20,2	39,4	59	4
	10/95 - 01/01	R		<b>142.167</b> •	240,5	11	9,2	40	59	4
1.9 JTD	11/98 - 01/01	F	V	<b>142.192</b> •	257,5	20	18,2	40,5	59	4
105 Kw	11/98 - 01/01	R		<b>142.167</b> •	240,5	11	9,2	40	59	4
with ABS	11/98 - 01/01	R		<b>142.008</b> •	240,5	11	9,2	40	59	4
without ABS	01/97 - 01/01	R	D	<b>433.100</b>	203			61	59	4
1.9 Tds	01/94 - 05/96	F		<b>142.168</b> •	257	12	10,2	40,5	59	4
	06/96 - 10/98	F	V	<b>142.192</b> •	257,5	20	18,2	40,5	59	4
with ABS	01/95 - 10/98	R		<b>142.008</b> •	240,5	11	9,2	40	59	4
without ABS	01/94 - 01/01	R	D	<b>433.100</b>	203			61	59	4
<b>147</b>										
1.6 16V Twin Spark	76 Kw	01/01 -	F		<b>142.013</b>	281	15	13,2	45	59
	86 Kw	01/01 -	F	V	<b>142.187</b> •	284	22	20,2	43,5	59
2.0 16V Twin Spark		01/01 -	F	V	<b>142.187</b> •	284	22	20,2	43,5	59
1.9 JTD		01/01 -	F	V	<b>142.187</b> •	284	22	20,2	43,5	59
All Models		01/01 -	R		<b>142.188</b> •	251,4	10	9	50,5	59
<b>147 GTA</b>										
3.2i V6 24V		01/02 - 01/03	F	V	<b>142.016</b>	305	28	26	44,5	59
		02/03 -	F	V	<b>142.1086</b>	330	32	30	45	59
All Models		01/02 -	R		<b>142.190</b>	276	10	9	45,7	59
<b>155</b>										
1.6i 16V Twin Spark		01/96 - 12/98	F	V	<b>142.192</b> •	257,5	20	18,2	40,5	59
1.7i Twin Spark		04/93 - 10/97	F	V	<b>142.192</b> •	257,5	20	18,2	40,5	59
1.8i 16V Twin Spark		01/97 - 12/98	F	V	<b>142.192</b> •	257,5	20	18,2	40,5	59
1.8i Twin Spark		05/92 - 10/97	F	V	<b>142.192</b> •	257,5	20	18,2	40,5	59
2.0i 16V Twin Spark		01/95 - 12/98	F	V	<b>142.412</b> •	284	22	20,2	39,4	59
2.0i Q4 16V Turbo 4WD		11/92 - 10/97	F	V	<b>142.419</b> •	284	22	20,2	43,5	59
2.0i Twin Spark		05/92 - 10/95	F	V	<b>142.192</b> •	257,5	20	18,2	40,5	59
2.5i V6		05/92 - 10/97	F	V	<b>142.419</b> •	284	22	20,2	43,5	59
1.9 TD		03/93 - 10/97	F		<b>142.168</b> •	257	12	10,2	40,5	59
2.5 TD		03/93 - 10/97	F	V	<b>142.419</b> •	284	22	20,2	43,5	59
All Models		05/92 - 12/98	R		<b>142.167</b> •	240,5	11	9,2	40	59
<b>156/SW</b>										
1.6i 16V Twin Spark		10/97 -	F		<b>142.013</b>	281	15	13,2	45	59
1.6i 16V Twin Spark SW	Ch 0383456-		F	V	<b>142.187</b> •	284	22	20,2	43,5	59
1.8i 16V Twin Spark	Ch -0383455	10/97 -	F		<b>142.013</b>	281	15	13,2	45	59
	Ch 0383456-		F	V	<b>142.187</b> •	284	22	20,2	43,5	59
2.0i 16V Twin Spark		10/97 -	F	V	<b>142.187</b> •	284	22	20,2	43,5	59
2.0i JTS 16V		11/08 -	F	V	<b>142.187</b> •	284	22	20,2	43,5	59
2.5i V6 24V		10/97 -	F	V	<b>142.187</b> •	284	22	20,2	43,5	59
1.9 JTD	Ch -0383455	10/97 -	F		<b>142.013</b>	281	15	13,2	45	59
	Ch 0383456-		F	V	<b>142.187</b> •	284	22	20,2	43,5	59
1.9 JTD Q4		07/04 -	F	V	<b>142.187</b> •	284	22	20,2	43,5	59
2.4 JTD		10/97 -	F	V	<b>142.187</b> •	284	22	20,2	43,5	59
All Models		10/97 - 10/02	R		<b>142.188</b> •	251,4	10	9	50,5	59





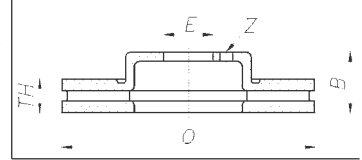
Model	Year	F R	V D	CAR	Ø	TH	min TH	B	E	Z
	11/02 -	R		<b>142.190</b>	276	10	9	45,7	59	5
<b>156/SW Crosswagon</b>										
1.9 JTD	11/04 -	F	V	<b>142.1086</b>	330	32	30	45	59	5
	11/04 -	R		<b>142.190</b>	276	10	9	45,7	59	5
<b>156/SW GTA</b>										
3.2i V6 24V	02/03 -	F	V	<b>142.1086</b>	330	32	30	45	59	5
	07/01 - 01/03	F	V	<b>142.016</b>	305	28	26	44,5	59	5
All Models	07/01 -	R		<b>142.190</b>	276	10	9	45,7	59	5
<b>159/SW</b>										
1.8i 16V	Ch -7026205	F	V	<b>142.1087</b>	305	28	26	39,7	70	5
	Ch -7026205	R		<b>142.1091</b>	278	12	10	43,2	70	5
2.2i VDC	Ch -7026205	F	V	<b>142.1087</b>	305	28	26	39,7	70	5
	Ch -7026205	R		<b>142.1091</b>	278	12	10	43,2	70	5
3.2i VDC	Ch -7026205	F	V	<b>142.1088</b>	330	28	26	39,7	70	5
	Ch -7026205	R	V	<b>142.1092</b>	292	22	20	43,2	70	5
1.9 JTD	Ch -7026205	F	V	<b>142.1087</b>	305	28	26	39,7	70	5
	Ch -7026205	R		<b>142.1091</b>	278	12	10	43,2	70	5
2.4 JTD	Ch -7026205	F	V	<b>142.1088</b>	330	28	26	39,7	70	5
	Ch -7026205	R	V	<b>142.1092</b>	292	22	20	43,2	70	5
All Models	Ch 7026206- with 305 mm Discs	F	V	<b>142.1225</b>	305	28	26	39,7	70	5
	Ch 7026206- with 330 mm Discs	F	V	<b>142.1226</b>	330	28	26	39,7	70	5
	Ch 7026206- with 278 mm Discs	R		<b>142.1227</b>	278	12	10	43,2	70	5
	Ch 7026206- with 292 mm Discs	R	V	<b>142.1228</b>	292	22	20	43,2	70	5
<b>164 87 - 91</b>										
2.0i Turbo	09/87 - 08/94	F	V	<b>142.187</b> •	284	22	20,2	43,5	59	5
	09/87 - 08/94	R		<b>142.188</b> •	251,4	10	9	50,5	59	5
2.0i Twin Spark	Ch -6142573	F	V	<b>142.414</b> •	257,4	20	18,2	51,7	59	4
	Ch 6142574-	F	V	<b>142.418</b> •	257	22	20,2	50,7	59	4
	09/87 - 08/94	R		<b>142.415</b> •	251,4	10	9	50,5	59	4
2.0i V6 Turbo	07/90 - 08/91	F	V	<b>142.187</b> •	284	22	20,2	43,5	59	5
	07/90 - 08/91	R		<b>142.188</b> •	251,4	10	9	50,5	59	5
3.0i V6 Q.V.	147 Kw	R		<b>142.188</b> •	251,4	10	9	50,5	59	5
3.0i V6 Turbo	135 Kw	F	V	<b>142.187</b> •	284	22	20,2	43,5	59	5
	135 Kw	R		<b>142.188</b> •	251,4	10	9	50,5	59	5
2.5 TD	09/87 - 08/91	F	V	<b>142.187</b> •	284	22	20,2	43,5	59	5
	09/87 - 08/91	R		<b>142.188</b> •	251,4	10	9	50,5	59	5
<b>164 92 - 98</b>										
2.0i Super Twin Spark	09/91 - 09/98	F	V	<b>142.418</b> •	257	22	20,2	50,7	59	4
	09/91 - 09/98	R		<b>142.415</b> •	251,4	10	9	50,5	59	4
2.0i V6 Super Turbo	09/91 - 09/98	F	V	<b>142.003</b> •	281	26	24,2	43,7	59	5
	09/91 - 09/98	R		<b>142.188</b> •	251,4	10	9	50,5	59	5
3.0i 24V Super	152 Kw	F	V	<b>142.003</b> •	281	26	24,2	43,7	59	5
	152 Kw	R		<b>142.188</b> •	251,4	10	9	50,5	59	5
3.0i V6	135 Kw	F	V	<b>142.003</b> •	281	26	24,2	43,7	59	5
	155 Kw	F	V	<b>142.003</b> •	281	26	24,2	43,7	59	5
	135 Kw	R		<b>142.188</b> •	251,4	10	9	50,5	59	5
3.0i V6 Q.V.	147 Kw	F	V	<b>142.003</b> •	281	26	24,2	43,7	59	5
	171 Kw	F	V	<b>142.003</b> •	281	26	24,2	43,7	59	5
	147 Kw	R		<b>142.188</b> •	251,4	10	9	50,5	59	5
	171 Kw	R		<b>142.188</b> •	251,4	10	9	50,5	59	5
3.0i V6 Q.V. 4WD	171 Kw	F	V	<b>142.003</b> •	281	26	24,2	43,7	59	5
2.5 TD Super	09/91 - 09/98	F	V	<b>142.003</b> •	281	26	24,2	43,7	59	5
	09/91 - 09/98	R		<b>142.188</b> •	251,4	10	9	50,5	59	5
<b>166</b>										
2.0i 16V Twin Spark	10/98 -	F	V	<b>142.402</b> •	281	26	24,2	47,2	59	5
2.0i V6 12V Turbo Super	10/98 -	F	V	<b>142.023</b>	310	28	26	47,5	59	5
2.5i V6 24V	10/98 -	F	V	<b>142.023</b>	310	28	26	47,5	59	5
3.0i V6 24V Super	10/98 -	F	V	<b>142.023</b>	310	28	26	47,5	59	5
3.2 V6 24V	10/03 -	F	V	<b>142.023</b>	310	28	26	47,5	59	5
2.4 JTD	10/98 -	F	V	<b>142.402</b> •	281	26	24,2	47,2	59	5
All Models	10/98 -	R		<b>142.403</b>	276	10	9	51,5	59	5



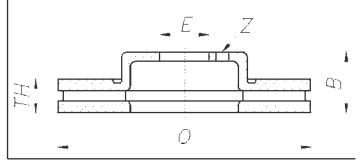
Model	Year	F R	V D	CAR	Ø	TH	min TH	B	E	Z
<b>1750</b>										
Berlina	01/71 - 05/83	F		<b>142.040</b>	272	12,7	10,7	68,5	82	4
	01/71 - 05/83	R		<b>142.050</b>	267	9,4	7,5	64,3	70	4
GTV	01/71 - 05/83	F		<b>142.040</b>	272	12,7	10,7	68,5	82	4
	01/71 - 05/83	R		<b>142.050</b>	267	9,4	7,5	64,3	70	4
All Models	01/68 - 12/70	R		<b>142.050</b>	267	9,4	7,5	64,3	70	4
<b>2000</b>										
All Models	01/71 - 05/83	F		<b>142.040</b>	272	12,7	10,7	68,5	82	4
	01/71 - 05/83	R		<b>142.050</b>	267	9,4	7,5	64,3	70	4
<b>33 83 - 89</b>										
1.2	05/83 - 08/85	F		<b>142.181</b> •	239	11	9	45	58,5	4
	09/85 - 08/89	F		<b>142.186</b> •	239	12,7	11	46	58,5	4
1.3	05/83 - 08/85	F		<b>142.181</b> •	239	11	9	45	58,5	4
	09/85 - 08/89	F		<b>142.186</b> •	239	12,7	11	46	58,5	4
1.5	05/83 - 08/85	F		<b>142.181</b> •	239	11	9	45	58,5	4
	09/85 - 08/89	F		<b>142.186</b> •	239	12,7	11	46	58,5	4
1.7	77 Kw	09/85 - 08/89	F	<b>142.186</b> •	239	12,7	11	46	58,5	4
	84 Kw	03/88 - 08/89	F	<b>142.007</b> •	239	22	20,2	46	58,5	4
1.8 TD	09/85 - 08/89	F	V	<b>142.186</b> •	239	12,7	11	46	58,5	4
<b>33 90 - 94</b>										
1.4	06/91 - 08/94	F		<b>142.186</b> •	239	12,7	11	46	58,5	4
1.7	09/89 - 08/94	F	V	<b>142.007</b> •	239	22	20,2	46	58,5	4
	with ABS	09/89 - 08/94	R	<b>142.008</b> •	240,5	11	9,2	40	59	4
1.7 4WD	with ABS	09/89 - 08/94	F	<b>142.007</b> •	239	22	20,2	46	58,5	4
1.8 TD	09/89 - 08/94	F		<b>142.186</b> •	239	12,7	11	46	58,5	4
<b>75 86 - 92</b>										
1.6/ie	09/85 - 03/92	F		<b>142.010</b>	250	12,7	11,7	54,1	72	4
	09/85 - 03/92	R		<b>142.015</b> •	250	10	8	21	62	6
1.8 Turbo/America	03/86 - 03/92	F	V	<b>142.183</b> •	269	22	20	51,5	72	5
	03/86 - 03/92	R		<b>142.184</b> •	250	10	8	21	62	6
1.8/ie	09/85 - 03/92	F		<b>142.010</b>	250	12,7	11,7	54,1	72	4
	09/85 - 03/92	R		<b>142.015</b> •	250	10	8	21	62	6
2.0	09/85 - 08/87	F		<b>142.110</b> •	261	12,7	9	52,4	72	4
	09/85 - 08/87	R		<b>142.015</b> •	250	10	8	21	62	6
2.0 Twin Spark	09/89 - 03/92	F	V	<b>142.183</b> •	269	22	20	51,5	72	5
	09/87 - 03/92	R		<b>142.184</b> •	250	10	8	21	62	6
2.5 V6 Q.V.	09/85 - 03/92	F	V	<b>142.183</b> •	269	22	20	51,5	72	5
	09/85 - 08/90	R		<b>142.184</b> •	250	10	8	21	62	6
	09/90 - 03/92	R		<b>142.015</b> •	250	10	8	21	62	6
3.0 V6	04/87 - 03/92	F	V	<b>142.183</b> •	269	22	20	51,5	72	5
	04/87 - 03/92	R		<b>142.184</b> •	250	10	8	21	62	6
2.0 TD	09/85 - 03/92	F		<b>142.010</b>	250	12,7	11,7	54,1	72	4
	09/85 - 03/92	R		<b>142.015</b> •	250	10	8	21	62	6
2.4 TD	09/85 - 09/88	F		<b>142.110</b> •	261	12,7	9	52,4	72	4
	10/88 - 03/92	F		<b>142.182</b> •	261	12,7	9	52,4	72	5
	09/90 - 03/92	R		<b>142.015</b> •	250	10	8	21	62	6
<b>90</b>										
1.8	09/84 - 08/87	F		<b>142.110</b> •	261	12,7	9	52,4	72	4
	09/84 - 08/87	R		<b>142.015</b> •	250	10	8	21	62	6
2.0	09/84 - 08/87	F		<b>142.110</b> •	261	12,7	9	52,4	72	4
	09/84 - 08/87	R		<b>142.015</b> •	250	10	8	21	62	6
2.0 Super	09/84 - 08/87	F		<b>142.110</b> •	261	12,7	9	52,4	72	4
	09/84 - 08/87	R		<b>142.015</b> •	250	10	8	21	62	6
2.0 V6	09/84 - 08/87	F		<b>142.110</b> •	261	12,7	9	52,4	72	4
	09/84 - 08/87	R		<b>142.015</b> •	250	10	8	21	62	6
2.5 Q.O.	09/84 - 08/87	F	V	<b>142.183</b> •	269	22	20	51,5	72	5
	09/84 - 08/87	R		<b>142.184</b> •	250	10	8	21	62	6
2.5 Super	09/84 - 08/87	F	V	<b>142.183</b> •	269	22	20	51,5	72	5
	09/84 - 08/87	R		<b>142.184</b> •	250	10	8	21	62	6
2.5 V6	09/84 - 08/87	F	V	<b>142.183</b> •	269	22	20	51,5	72	5
	09/84 - 08/87	R		<b>142.184</b> •	250	10	8	21	62	6
2.4 TD	09/84 - 08/87	F		<b>142.182</b> •	261	12,7	9	52,4	72	5





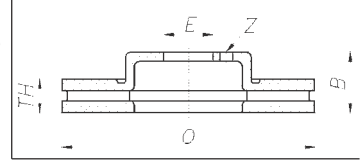


Model	Year	F R	V D	<b>CAR</b>	Ø	TH	min TH	B	E	Z
2.4 TD Super	09/84 - 08/87	R		<b>142.184</b> •	250	10	8	21	62	6
	09/84 - 08/87	F		<b>142.182</b> •	261	12,7	9	52,4	72	5
	09/84 - 08/87	R		<b>142.184</b> •	250	10	8	21	62	6
<b>AlfaSud</b>										
All Models	without spacer			<b>142.002</b>	258	10	8	21	62	6
	without bearings			<b>142.006</b> •	233	8,9	7,8	78	39,9	4
<b>Alfetta</b>										
1.6	05/72 - 09/84	F		<b>142.080</b> •	261	11	9	51,5	72	4
	05/72 - 10/81	R		<b>142.100</b> •	250	10	8	21	62	6
	11/81 - 09/84	R		<b>142.015</b> •	250	10	8	21	62	6
1.8	05/74 - 09/84	F		<b>142.080</b> •	261	11	9	51,5	72	4
	05/74 - 10/81	R		<b>142.100</b> •	250	10	8	21	62	6
	11/81 - 09/84	R		<b>142.015</b> •	250	10	8	21	62	6
2.0	05/72 - 09/84	F		<b>142.080</b> •	261	11	9	51,5	72	4
	05/72 - 10/81	R		<b>142.100</b> •	250	10	8	21	62	6
	11/81 - 09/84	R		<b>142.015</b> •	250	10	8	21	62	6
2.0 TD	10/79 - 10/81	F		<b>142.080</b> •	261	11	9	51,5	72	4
	11/81 - 09/84	F		<b>142.110</b> •	261	12,7	9	52,4	72	4
	10/79 - 09/84	R		<b>142.015</b> •	250	10	8	21	62	6
2.4 TD	10/83 - 09/84	F		<b>142.110</b> •	261	12,7	9	52,4	72	4
	10/83 - 09/84	R		<b>142.015</b> •	250	10	8	21	62	6
<b>Arna</b>										
1.2	09/83 - 08/85	F		<b>142.181</b> •	239	11	9	45	58,5	4
	09/85 - 12/86	F		<b>142.186</b> •	239	12,7	11	46	58,5	4
1.3	09/83 - 08/85	F		<b>142.181</b> •	239	11	9	45	58,5	4
	09/85 - 12/86	F		<b>142.186</b> •	239	12,7	11	46	58,5	4
<b>Brera</b>										
2.2 JTS	02/06 -	F	V	<b>142.1087</b>	305	28	26	39,7	70	5
	02/06 -	R		<b>142.1091</b>	278	12	10	43,2	70	5
2.4 JTDM 20V	02/06 -	F	V	<b>142.1226</b>	330	28	26	39,7	70	5
	02/06 -	R	V	<b>142.1228</b>	292	22	20	43,2	70	5
3.2 JTS V6 24V	02/06 -	F	V	<b>142.1088</b>	330	28	26	39,7	70	5
	02/06 -	R	V	<b>142.1092</b>	292	22	20	43,2	70	5
<b>Giulia</b>										
1.3 GT Junior	01/66 - 12/78	F		<b>142.019</b>	267	11	10	70	82	4
1.3 TI Super	01/68 - 12/72	F		<b>142.019</b>	267	11	10	70	82	4
1.6 GT Junior	01/66 - 12/78	F		<b>142.019</b>	267	11	10	70	82	4
1.6 TI Super	01/68 - 12/72	F		<b>142.019</b>	267	11	10	70	82	4
All Models	01/66 - 12/78	R		<b>142.050</b>	267	9,4	7,5	64,3	70	4
<b>Giulietta</b>										
1.3	10/77 - 06/83	F		<b>142.010</b>	250	12,7	11,7	54,1	72	4
1.6	10/77 - 04/85	F		<b>142.010</b>	250	12,7	11,7	54,1	72	4
1.8	04/79 - 04/85	F		<b>142.010</b>	250	12,7	11,7	54,1	72	4
1.8 Turbo	01/84 - 12/85	F		<b>142.010</b>	250	12,7	11,7	54,1	72	4
2.0	06/80 - 04/85	F		<b>142.110</b> •	261	12,7	9	52,4	72	4
2.0 Turbo	07/83 - 06/84	F	V	<b>142.183</b> •	269	22	20	51,5	72	5
2.0 TD	01/84 - 12/85	F		<b>142.110</b> •	261	12,7	9	52,4	72	4
All Models	10/77 - 12/85	R		<b>142.015</b> •	250	10	8	21	62	6
<b>Giulietta 10</b>										
1.4 TB	04/10 -	F	V	<b>142.1653</b>	281	26	24	39,7	70	5
	with 305 mm Discs	F	V	<b>142.1225</b>	305	28	26	39,7	70	5
	04/10 -	R		<b>142.1729</b>	264	10	8	40,5	70	5
1.8 TBI	04/10 -	F	V	<b>142.1226</b>	330	28	26	39,7	70	5
	04/10 -	R		<b>142.1227</b>	278	12	10	43,2	70	5
1.6 JTDM	04/10 -	F	V	<b>142.1653</b>	281	26	24	39,7	70	5
	04/10 -	R		<b>142.1729</b>	264	10	8	40,5	70	5
2.0 JTDM	04/10 -	F	V	<b>142.1225</b>	305	28	26	39,7	70	5
	04/10 -	R		<b>142.1729</b>	264	10	8	40,5	70	5
<b>GT 03</b>										
3.2i V6 24V	09/03 -	F	V	<b>142.1086</b>	330	32	30	45	59	5
1.9 MJ	09/03 -	F	V	<b>142.187</b> •	284	22	20,2	43,5	59	5
2.0 JTD	09/03 -	F	V	<b>142.187</b> •	284	22	20,2	43,5	59	5



Model	Year	F R	V D	CAR	Ø	TH	min TH	B	E	Z
All Models	09/03 -	R		<b>142.190</b>	276	10	9	45,7	59	5
<b>GTV 81 - 87</b>										
2.0	11/80 - 01/86	F		<b>142.110</b> •	261	12,7	9	52,4	72	4
	11/80 - 01/86	R		<b>142.015</b> •	250	10	8	21	62	6
2.5 V6	11/80 - 02/87	F	V	<b>142.183</b> •	269	22	20	51,5	72	5
	11/80 - 02/87	R		<b>142.184</b> •	250	10	8	21	62	6
<b>GTV 95</b>										
1.8 16V Twin Spark	01/98 -	F	V	<b>142.004</b>	284	22	20,2	39,4	59	5
2.0 16V Twin Spark	05/95 -	F	V	<b>142.004</b>	284	22	20,2	39,4	59	5
2.0 V6 Turbo	05/95 -	F	V	<b>142.187</b> •	284	22	20,2	43,5	59	5
3.0 V6	01/97 -	F	V	<b>142.016</b>	305	28	26	44,5	59	5
	05/95 - 12/97	F	V	<b>142.187</b> •	284	22	20,2	43,5	59	5
3.2i V6 24V	04/03 -	F	V	<b>142.1086</b>	330	32	30	45	59	5
All Models	05/95 -	R		<b>142.011</b> •	240,5	11	9,2	40	59	5
<b>Mito</b>										
1.4	09/08 -	F	V	<b>142.191</b> •	257	22	20,2	40,5	59	4
1.4 TB	114 Kw	09/08 -	F	V	<b>142.1441</b>	305	28	26	44,7	59
	88 Kw	09/08 -	F	V	<b>142.193</b> •	281	26	24,2	43,7	59
1.3 JTDM	09/08 -	F	V	<b>142.193</b> •	281	26	24,2	43,7	59	4
1.6 JTDM	09/08 -	F	V	<b>142.193</b> •	281	26	24,2	43,7	59	4
All Models	09/08 -	R		<b>142.1232</b>	251	10	9	40,5	59	4
<b>Spider 68 - 93</b>										
1.6	12/83 - 08/93	F		<b>142.040</b>	272	12,7	10,7	68,5	82	4
2.0	09/79 - 12/93	F		<b>142.040</b>	272	12,7	10,7	68,5	82	4
2000 Veloce	01/77 - 05/86	F		<b>142.040</b>	272	12,7	10,7	68,5	82	4
All Models	01/68 - 08/93	R		<b>142.050</b>	267	9,4	7,5	64,3	70	4
<b>Spider 95</b>										
1.8 16V Twin Spark	06/98 -	F	V	<b>142.004</b>	284	22	20,2	39,4	59	5
2.0 16V Twin Spark	Ch -6009486	01/94 - 07/95	F	V	<b>142.012</b>	257,5	20	18,2	40,5	59
	Ch 6009487-	08/95 -	F	V	<b>142.004</b>	284	22	20,2	39,4	59
	05/95 -	R		<b>142.011</b> •	240,5	11	9,2	40	59	5
2.0i V6 Turbo	06/98 -	F	V	<b>142.187</b> •	284	22	20,2	43,5	59	5
3.0 V6	05/95 - 05/00	F	V	<b>142.187</b> •	284	22	20,2	43,5	59	5
	05/95 - 05/00	R		<b>142.011</b> •	240,5	11	9,2	40	59	5
3.0 V6 24V	06/00 -	F	V	<b>142.016</b>	305	28	26	44,5	59	5
	06/00 -	R		<b>142.011</b> •	240,5	11	9,2	40	59	5
3.2i V6 24V	04/03 -	F	V	<b>142.1086</b>	330	32	30	45	59	5
<b>Spider 06</b>										
2.2 JTS	09/06 -	F	V	<b>142.1225</b>	305	28	26	39,7	70	5
	09/06 -	R		<b>142.1227</b>	278	12	10	43,2	70	5
2.4 JTDM 20V	04/07 -	F	V	<b>142.1226</b>	330	28	26	39,7	70	5
	04/07 -	R	V	<b>142.1228</b>	292	22	20	43,2	70	5
3.2 JTS Q4	09/06 -	F	V	<b>142.1226</b>	330	28	26	39,7	70	5
	09/06 -	R	V	<b>142.1228</b>	292	22	20	43,2	70	5
<b>Sprint</b>										
1.3	01/87 - 12/89	F		<b>142.186</b> •	239	12,7	11	46	58,5	4
	without spacer	01/83 - 12/86	F		<b>142.002</b>	258	10	8	21	62
	without bearings	01/77 - 12/82	R		<b>142.006</b> •	233	8,9	7,8	78	39,9
1.5	01/87 - 12/89	F		<b>142.186</b> •	239	12,7	11	46	58,5	4
	without spacer	01/83 - 12/86	F		<b>142.002</b>	258	10	8	21	62
	without bearings	01/77 - 12/82	R		<b>142.006</b> •	233	8,9	7,8	78	39,9
<b>ALFA ROMEO Light commercial</b>										
<b>AR 6 81 - 93</b>										
All Models	Ch -154461	09/81 - 05/84	F		<b>142.175</b> •	256	13	11,4	61	72
	Ch 154462-	04/85 - 12/89	F		<b>142.176</b>	256	16,1	13,5	64,1	73
<b>AR 8</b>										
28.8	01/79 - 05/89	F		<b>142.180</b>	266,5	14,2	12,8	111	115	6
30.8	01/79 - 05/89	F		<b>142.180</b>	266,5	14,2	12,8	111	115	6
	06/89 - 12/95	F		<b>142.178</b>	267	14,2	12,8	154	58,3	6
32.8	01/79 - 05/89	F		<b>142.180</b>	266,5	14,2	12,8	111	115	6
35.10	01/79 - 05/89	F		<b>142.180</b>	266,5	14,2	12,8	111	115	6





Model	Year	F R	V D	CAR	Ø	TH	min TH	B	E	Z
	06/89 - 12/95	F		<b>142.178</b>	267	14,2	12,8	154	58,3	6
35.12 Turbo Intercooler	06/89 -	F		<b>142.185</b>	280	16	14,8	141,8	105	6
40.10	01/79 - 05/89	F		<b>142.180</b>	266,5	14,2	12,8	111	115	6
	06/89 - 12/95	F		<b>142.178</b>	267	14,2	12,8	154	58,3	6
40.8	01/79 - 05/89	F		<b>142.180</b>	266,5	14,2	12,8	111	115	6
	06/89 - 12/95	F		<b>142.178</b>	267	14,2	12,8	154	58,3	6
45.10 Turbo	01/87 -	F		<b>142.185</b>	280	16	14,8	141,8	105	6
49.10 Turbo	01/87 -	F		<b>142.185</b>	280	16	14,8	141,8	105	6
49.12 Turbo	06/89 -	F		<b>142.185</b>	280	16	14,8	141,8	105	6
Van	01/79 -	R	D	<b>433.075</b>	254	63,5		98	72	5

## ALFA ROMEO Industrial vehicle

<b>AR 8</b>										
59.12 Turbo	06/89 -	F	V	<b>150.060</b>	290	25	24	160,5	120	6

## ARO

<b>A 10</b>										
All Models	12/79 -	F		<b>142.550</b> •	228	10	9	38,5	83	6

<b>A 240</b>										
All Models	12/79 -	F		<b>142.550</b> •	228	10	9	38,5	83	6

<b>Duster</b>										
All Models	02/83 -	F		<b>142.550</b> •	228	10	9	38,5	83	6

<b>Superischia</b>										
All Models	12/79 -	F		<b>142.550</b> •	228	10	9	38,5	83	6

## AUDI

### 100 77 - 79

1.6	08/76 - 07/79	F		<b>142.713</b> •	256	13	11	46,5	68	4
2.0	06/76 - 07/78	F		<b>142.713</b> •	256	13	11	46,5	68	4
2.2	100 Kw	03/77 - 07/79	F	V	<b>142.723</b> •	257	22	20	46,5	68,5
	85 Kw	04/78 - 07/79	F		<b>142.713</b> •	256	13	11	46,5	68
	100 Kw	03/77 - 07/79	R		<b>142.708</b> •	245	10	8	59,3	68
2.0 D	solid Discs	10/78 - 07/79	F		<b>142.713</b> •	256	13	11	46,5	68
	vented Discs	10/78 - 07/79	F	V	<b>142.723</b> •	257	22	20	46,5	68,5

### 100 80 - 81

1.6	08/79 - 07/81	F		<b>142.713</b> •	256	13	11	46,5	68	4
1.9	08/80 - 07/81	F		<b>142.713</b> •	256	13	11	46,5	68	4
2.2	100 Kw	08/79 - 07/81	F	V	<b>142.723</b> •	257	22	20	46,5	68,5
	85 Kw	08/79 - 07/81	F		<b>142.713</b> •	256	13	11	46,5	68
	100 Kw	08/79 - 07/81	R		<b>142.708</b> •	245	10	8	59,3	68
2.0 D	08/79 - 07/81	F		<b>142.713</b> •	256	13	11	46,5	68	4

### 100 81 - 82

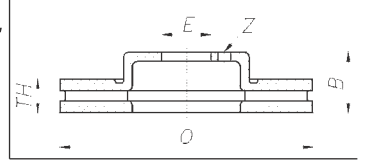
1.6	solid Discs	08/81 - 07/82	F		<b>142.713</b> •	256	13	11	46,5	68
1.9	solid Discs	08/81 - 07/82	F		<b>142.713</b> •	256	13	11	46,5	68
	vented Discs	08/81 - 07/82	F	V	<b>142.723</b> •	257	22	20	46,5	68,5
2.2	100 Kw	08/81 - 07/82	F	V	<b>142.723</b> •	257	22	20	46,5	68,5
	85 Kw	08/81 - 07/82	F		<b>142.713</b> •	256	13	11	46,5	68
	100 Kw	08/81 - 07/82	R		<b>142.708</b> •	245	10	8	59,3	68
2.0 D	solid Discs	08/81 - 07/82	F		<b>142.713</b> •	256	13	11	46,5	68
	vented Discs	08/81 - 07/82	F	V	<b>142.723</b> •	257	22	20	46,5	68,5
2.0 TD	vented Discs	11/81 - 07/82	F	V	<b>142.723</b> •	257	22	20	46,5	68,5

### 100/Avant 83 - 90

1.8		08/82 - 12/90	F		<b>142.713</b> •	256	13	11	46,5	68
	with ABS	01/88 - 12/90	R		<b>142.709</b> •	245	10	8	65,2	68
	with ABS	08/82 - 12/87	R		<b>142.701</b> •	245	10	8	59,5	68
1.9		08/82 - 07/84	F		<b>142.713</b> •	256	13	11	46,5	68
	with ABS	08/82 - 07/84	R		<b>142.701</b> •	245	10	8	59,5	68
2.0		08/84 - 12/90	F	V	<b>142.723</b> •	257	22	20	46,5	68,5
	with ABS	01/88 - 12/90	R		<b>142.709</b> •	245	10	8	65,2	68
	with ABS	08/84 - 12/87	R		<b>142.701</b> •	245	10	8	59,5	68
2.2	100 Kw exc. CS	08/82 - 12/90	F	V	<b>142.723</b> •	257	22	20	46,5	68,5
	121 Kw	04/86 - 12/90	F	V	<b>142.733</b> •	276	25	23	46,5	68



# AUDI



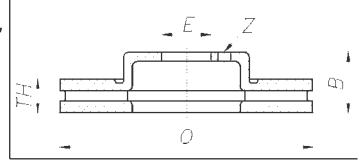
Model	Year	F R	V D	CAR	Ø	TH	min TH	B	E	Z
85 Kw	08/92 - 09/86	F	V	<b>142.723</b> •	257	22	20	46,5	68,5	4
100 Kw exc. CS	08/82 - 12/87	R		<b>142.701</b> •	245	10	8	59,5	68	4
121 Kw	04/86 - 12/87	R		<b>142.708</b> •	245	10	8	59,3	68	5
121 Kw 15" wheels	01/88 - 12/90	R		<b>142.708</b> •	245	10	8	59,3	68	5
85 Kw with ABS	08/82 - 09/86	R		<b>142.701</b> •	245	10	8	59,5	68	4
2.2 CS	100 Kw Ch 44G073362	F	V	<b>142.719</b> •	280	22	20	46,5	68	5
	100 Kw Ch 44G073363-	F	V	<b>142.733</b> •	276	25	23	46,5	68	5
	100 Kw	R		<b>142.708</b> •	245	10	8	59,3	68	5
	100 Kw 15" wheels	R		<b>142.708</b> •	245	10	8	59,3	68	5
2.2 D660		R		<b>142.709</b> •	245	10	8	65,2	68	4
2.3	exc. CS	F	V	<b>142.723</b> •	257	22	20	46,5	68,5	4
	14" wheels exc. CS	R		<b>142.709</b> •	245	10	8	65,2	68	4
	exc. CS	R		<b>142.701</b> •	245	10	8	59,5	68	4
2.3 CS	Ch 44G073362	F	V	<b>142.719</b> •	280	22	20	46,5	68	5
	Ch 44G073363-	F	V	<b>142.733</b> •	276	25	23	46,5	68	5
		R		<b>142.708</b> •	245	10	8	59,3	68	5
	15" wheels	R		<b>142.708</b> •	245	10	8	59,3	68	5
2.0 D		F		<b>142.713</b> •	256	13	11	46,5	68	4
		F	V	<b>142.723</b> •	257	22	20	46,5	68,5	4
	with ABS	R		<b>142.709</b> •	245	10	8	65,2	68	4
	with ABS	R		<b>142.701</b> •	245	10	8	59,5	68	4
2.0 TD		F		<b>142.713</b> •	256	13	11	46,5	68	4
		F	V	<b>142.723</b> •	257	22	20	46,5	68,5	4
	with ABS	R		<b>142.709</b> •	245	10	8	65,2	68	4
	with ABS	R		<b>142.701</b> •	245	10	8	59,5	68	4
2.4 D		F	V	<b>142.723</b> •	257	22	20	46,5	68,5	4
	with ABS	R		<b>142.709</b> •	245	10	8	65,2	68	4
2.5 TD		F	V	<b>142.733</b> •	276	25	23	46,5	68	5
	14" wheels	R		<b>142.709</b> •	245	10	8	65,2	68	4
	15" wheels	R		<b>142.708</b> •	245	10	8	59,3	68	5
<b>100/Avant Quattro 85 - 90</b>										
1.8		F	V	<b>142.723</b> •	257	22	20	46,5	68,5	4
	exc. Berlina	R	V	<b>142.766</b>	269	20	18	46	68	5
2.2	Ch 44G073362	F	V	<b>142.719</b> •	280	22	20	46,5	68	5
	Ch 44G073363-	F	V	<b>142.733</b> •	276	25	23	46,5	68	5
		R		<b>142.765</b>	245	10	8	46,3	68	5
2.2 Turbo	121 Kw	F	V	<b>142.733</b> •	276	25	23	46,5	68	5
	121 Kw	R		<b>142.765</b>	245	10	8	46,3	68	5
2.3	Ch 44G073362	F	V	<b>142.719</b> •	280	22	20	46,5	68	5
	Ch 44G073363-	F	V	<b>142.733</b> •	276	25	23	46,5	68	5
		R		<b>142.765</b>	245	10	8	46,3	68	5
All Models	powerful suspension	F	V	<b>142.733</b> •	276	25	23	46,5	68	5
	standard suspension	F	V	<b>142.723</b> •	257	22	20	46,5	68,5	4
<b>100/Avant/Quattro 91 - 94</b>										
1.6		F		<b>142.717</b>	288	15	13	46,5	68	5
2.0		F		<b>142.717</b>	288	15	13	46,5	68	5
2.3 E		F	V	<b>142.718</b>	288	25	23	46,5	68	5
2.6 E V6		F	V	<b>142.718</b>	288	25	23	46,5	68	5
2.8 E V6		F	V	<b>142.718</b>	288	25	23	46,5	68	5
2.4 D		F		<b>142.717</b>	288	15	13	46,5	68	5
2.5 TDI		F		<b>142.717</b>	288	15	13	46,5	68	5
S4 2.2	Ch 4AR000001-	F	V	<b>142.712</b>	314	30	28	59	68	5
S4 4.2		F	V	<b>142.712</b>	314	30	28	59	68	5
All Models	exc. S4	R		<b>142.752</b> •	245	10	8	64	68	5
<b>200/Quattro</b>										
2.1	Ch 44G073362	F	V	<b>142.719</b> •	280	22	20	46,5	68	5
	Ch 44G073363-	F	V	<b>142.733</b> •	276	25	23	46,5	68	5
2.2	121 Kw	F	V	<b>142.733</b> •	276	25	23	46,5	68	5
	147 Kw	F	V	<b>142.733</b> •	276	25	23	46,5	68	5
	Ch 44G073362	F	V	<b>142.719</b> •	280	22	20	46,5	68	5
	Ch 44G073363-	F	V	<b>142.733</b> •	276	25	23	46,5	68	5
All Models		R		<b>142.708</b> •	245	10	8	59,3	68	5



www.intercar.org  
 142 -> HPD for high performance discs  
 142 -> HPD per dischi freno ad alte prestazioni



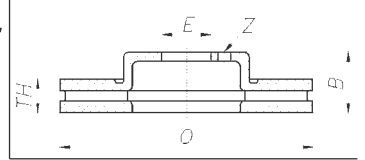
AUDI



Model	Year	F R	V D	CAR	Ø	TH	min TH	B	E	Z
solid Discs	01/84 - 11/90	R		<b>142.765</b>	245	10	8	46,3	68	5
vented Discs	01/84 - 11/90	R	V	<b>142.766</b>	269	20	18	46	68	5
<b>50</b>										
1.1	08/74 - 07/78	F		<b>142.700</b> •	239	8	7	44	65	4
1.3	08/77 - 07/78	F		<b>142.700</b> •	239	8	7	44	65	4
<b>80 79 - 81</b>										
1.3	09/78 - 07/81	F		<b>142.705</b> •	239	10	8	38,9	65	4
1.6	09/78 - 07/81	F		<b>142.710</b> •	239	12	10	35,4	65	4
1.7	08/80 - 07/81	F		<b>142.710</b> •	239	12	10	35,4	65	4
2.2	10/80 - 07/81	F		<b>142.710</b> •	239	12	10	35,4	65	4
1.6 D	08/80 - 07/81	F		<b>142.710</b> •	239	12	10	35,4	65	4
<b>80/Avant/Quattro 82 - 86</b>										
1.3	08/81 - 03/87	F		<b>142.710</b> •	239	12	10	35,4	65	4
1.6	08/81 - 03/87	F		<b>142.710</b> •	239	12	10	35,4	65	4
1.7	08/81 - 07/83	F		<b>142.710</b> •	239	12	10	35,4	65	4
1.8	06/84 - 03/87	F	V	<b>142.715</b> •	239	20	18	39	65	4
	08/81 - 07/84	F		<b>142.710</b> •	239	12	10	35,4	65	4
1.9	08/81 - 07/83	F		<b>142.710</b> •	239	12	10	35,4	65	4
2.0	02/86 - 03/87	F	V	<b>142.715</b> •	239	20	18	39	65	4
	08/83 - 07/84	F		<b>142.710</b> •	239	12	10	35,4	65	4
2.2	08/81 - 08/83	F		<b>142.710</b> •	239	12	10	35,4	65	4
1.6 D	08/81 - 03/87	F		<b>142.710</b> •	239	12	10	35,4	65	4
1.6 TD	02/82 - 03/87	F		<b>142.710</b> •	239	12	10	35,4	65	4
All Models Quattro	08/84 - 08/86	F	V	<b>142.706</b> •	256	20	18	41,9	68	4
	08/84 - 08/86	R		<b>142.707</b> •	245	10	8	39,9	68	4
<b>80/Avant/Quattro 87 - 91</b>										
1.6	09/86 - 07/91	F		<b>142.713</b> •	256	13	11	46,5	68	4
1.6 Automatic	08/89 - 07/91	F	V	<b>142.723</b> •	257	22	20	46,5	68,5	4
1.8	55/66 Kw	09/86 - 07/91	F	<b>142.713</b> •	256	13	11	46,5	68	4
1.8 Automatic	09/86 - 07/91	F	V	<b>142.723</b> •	257	22	20	46,5	68,5	4
1.8 E	82 Kw	09/86 - 07/91	F	V	<b>142.723</b> •	257	22	20	46,5	68,5
1.9 E	09/86 - 07/88	F	V	<b>142.723</b> •	257	22	20	46,5	68,5	4
2.0 E	08/88 - 07/91	F	V	<b>142.723</b> •	257	22	20	46,5	68,5	4
1.6 D	02/87 - 07/89	F		<b>142.713</b> •	256	13	11	46,5	68	4
1.6 TD	04/88 - 07/91	F		<b>142.713</b> •	256	13	11	46,5	68	4
1.6 TD Automatic	08/89 - 07/91	F	V	<b>142.723</b> •	257	22	20	46,5	68,5	4
1.9 D	08/89 - 07/91	F		<b>142.713</b> •	256	13	11	46,5	68	4
All Models	08/89 - 07/91	R		<b>142.701</b> •	245	10	8	59,5	68	4
All Models Quattro	09/86 - 09/91	R		<b>142.707</b> •	245	10	8	39,9	68	4
<b>80/Avant/Quattro 91 - 95</b>										
1.6	51 Kw Ch -8CN300000	08/91 - 12/92	F		<b>142.735</b> •	256	13	11	56,5	68
	51 Kw Ch 8CP000001-	01/92 - 12/95	F		<b>142.736</b> •	280	13	11	56,5	68
	74 Kw Ch -8CN300000	08/91 - 12/92	F	V	<b>142.739</b> •	256	22	20	56,5	68
	74 Kw Ch 8CP000001-	01/92 - 12/95	F	V	<b>142.737</b> •	280	22	20	56,5	68
1.6 Automatic	51 Kw Ch 8CP000001-	01/92 - 12/95	F	V	<b>142.737</b> •	280	22	20	56,5	68
1.8	65 Kw	09/91 - 07/92	F		<b>142.735</b> •	256	13	11	56,5	68
1.8 E	82 Kw	09/91 - 07/92	F	V	<b>142.739</b> •	256	22	20	56,5	68
1.9 E	83 Kw Ch -8CN300000	09/91 - 07/92	F	V	<b>142.739</b> •	256	22	20	56,5	68
2.0	101 Kw Ch -8CN300000	08/91 - 12/92	F	V	<b>142.739</b> •	256	22	20	56,5	68
	101 Kw Ch 8CP000001-	01/92 - 07/92	F	V	<b>142.737</b> •	280	22	20	56,5	68
	103 Kw Ch 8CP000001-	01/92 - 12/95	F	V	<b>142.737</b> •	280	22	20	56,5	68
	66 Kw Ch -8CN300000	08/91 - 12/92	F		<b>142.735</b> •	256	13	11	56,5	68
	66 Kw Ch 8CP000001-	01/92 - 12/95	F		<b>142.736</b> •	280	13	11	56,5	68
	85 Kw Ch -8CN300000	08/91 - 12/92	F	V	<b>142.739</b> •	256	22	20	56,5	68
	85 Kw Ch 8CP000001-	01/92 - 12/95	F	V	<b>142.737</b> •	280	22	20	56,5	68
2.0 Automatic	66 Kw Ch -8CN300000	08/91 - 12/92	F	V	<b>142.739</b> •	256	22	20	56,5	68
	66 Kw Ch 8CP000001-	01/93 - 12/95	F	V	<b>142.737</b> •	280	22	20	56,5	68
2.3	Ch -8CN300000	09/91 - 12/92	F	V	<b>142.739</b> •	256	22	20	56,5	68
	Ch 8CP000001-	01/92 - 12/95	F	V	<b>142.737</b> •	280	22	20	56,5	68
2.6 E V6	08/92 - 12/95	F	V	<b>142.737</b> •	280	22	20	56,5	68	4
2.8 E V6	09/91 - 12/95	F	V	<b>142.734</b> •	276	25	23	56,5	68	4
1.9 TD	Ch -8CN300000	09/91 - 12/92	F		<b>142.735</b> •	256	13	11	56,5	68



AUDI



Model	Year	F R	V D	CAR	Ø	TH	min TH	B	E	Z
	Ch 8CP000001-									
1.9 TD Automatic	01/92 - 12/95	F		<b>142.736</b> •	280	13	11	56,5	68	4
	55 Kw Ch 8CP000001-	F	V	<b>142.737</b> •	280	22	20	56,5	68	4
1.9 TDI	09/91 - 12/92	F		<b>142.735</b> •	256	13	11	56,5	68	4
	Ch -8CN300000	F		<b>142.736</b> •	280	13	11	56,5	68	4
	Ch 8CP000001-	F		<b>142.736</b> •	280	13	11	56,5	68	4
All Models	09/91 - 12/95	R		<b>142.701</b> •	245	10	8	59,5	68	4
All Models Quattro	09/91 - 07/94	R		<b>142.707</b> •	245	10	8	39,9	68	4
<b>90/Quattro 85 - 87</b>										
2.0	10/84 - 03/87	F	V	<b>142.706</b> •	256	20	18	41,9	68	4
2.2	10/84 - 03/87	F	V	<b>142.706</b> •	256	20	18	41,9	68	4
1.6 TD	10/84 - 03/87	F	V	<b>142.706</b> •	256	20	18	41,9	68	4
All Models	10/84 - 03/87	R		<b>142.701</b> •	245	10	8	59,5	68	4
All Models Quattro	08/84 - 03/87	R		<b>142.707</b> •	245	10	8	39,9	68	4
<b>90/Quattro 87 - 91</b>										
1.8	08/89 - 07/91	F	V	<b>142.723</b> •	257	22	20	46,5	68,5	4
2.0	04/87 - 07/91	F	V	<b>142.723</b> •	257	22	20	46,5	68,5	4
2.2	04/87 - 07/91	F	V	<b>142.723</b> •	257	22	20	46,5	68,5	4
2.3	100 Kw	04/87 - 07/91	F	V	<b>142.723</b> •	257	22	20	46,5	68,5
2.3 20V	125 Kw	04/87 - 07/91	F	V	<b>142.738</b> •	276	25	23	51,5	68
1.6 TD	04/88 - 07/91	F		<b>142.713</b> •	256	13	11	46,5	68	4
All Models	08/89 - 07/91	R		<b>142.701</b> •	245	10	8	59,5	68	4
All Models Quattro	04/87 - 07/91	R		<b>142.707</b> •	245	10	8	39,9	68	4
<b>A1</b>										
All Models	Type 1ZC	05/10 -	F	V	<b>142.748</b>	288	25	22	34,6	65
	Type 1ZG	05/10 -	F	V	<b>142.746</b> •	256	22	19	36,7	65
	Type 1KT	05/10 -	R		<b>142.756</b> •	232	9	7	39,5	65
<b>A2</b>										
1.4 16V	03/01 -	F	V	<b>142.746</b> •	256	22	19	36,7	65	5
1.6 16V	01/02 -	F	V	<b>142.746</b> •	256	22	19	36,7	65	5
1.2 TDI	03/01 -	F	V	<b>142.285</b>	239	15	13	34,5	65	4
1.4 TDI	03/01 -	F	V	<b>142.746</b> •	256	22	19	36,7	65	5
All Models	with rear Discs	03/01 -	R		<b>142.749</b> •	230	9	7	40,6	65
<b>A3/Quattro 96 - 03</b>										
1.6	09/96 - 04/03	F	V	<b>142.746</b> •	256	22	19	36,7	65	5
1.8 20V	09/96 - 04/03	F	V	<b>142.747</b> •	280	22	19	36,7	65	5
	Quattro	09/96 - 04/03	F	V	<b>142.748</b>	288	25	22	34,6	65
1.8 Turbo 20V	12/96 - 04/03	F	V	<b>142.748</b>	288	25	22	34,6	65	5
1.9 TDI	66/81 Kw	09/96 - 04/03	F	V	<b>142.747</b> •	280	22	19	36,7	65
	74/96 Kw	08/00 - 04/03	F	V	<b>142.748</b>	288	25	22	34,6	65
S3 1.8	08/98 - 04/03	F	V	<b>142.722</b>	312	25	23	34,2	65	5
	08/98 - 04/03	R	V	<b>142.726</b> •	256	22	20	36,6	65	5
S3 1.8 Turbo	08/98 - 04/03	F	V	<b>142.748</b>	288	25	22	34,6	65	5
	08/98 - 04/03	R	V	<b>142.726</b> •	256	22	20	36,6	65	5
All Models	exc. S3	09/96 - 04/03	R		<b>142.749</b> •	230	9	7	40,6	65
All Models Quattro	08/98 - 04/03	R		<b>142.290</b> •	239	9	7	33,5	65	5
<b>A3/Sportback/Quattro/Cabrio 03</b>										
All Models	Type 1LK	05/03 -	F	V	<b>142.1025</b>	345	30	27	50	65
	Type 1ZD-1LJ	05/03 -	F	V	<b>142.1023</b>	312	25	22	50	65
	Type 1ZE-1ZP	05/03 -	F	V	<b>142.1021</b>	288	25	22	50	65
	Type 1ZF-1ZM	05/03 -	F	V	<b>142.1019</b>	280	22	19	50	65
	Type 1KE-1KF	05/03 -	R		<b>142.1020</b>	256	12	10	48,5	65
	Type 1KQ-1KD	05/03 -	R		<b>142.1022</b>	253	10	8	51,5	65
	Type 1KS	05/03 -	R		<b>142.1575</b>	272	9,7	8	48,2	65
	Type 1KZ-1KU-1KJ	05/03 -	R		<b>142.1024</b>	282	12	10	48,5	65
	Type 2EA	05/03 -	R	V	<b>142.1026</b>	310	22	20	48,4	65
<b>A4/Avant/Quattro I/II 94 - 04</b>										
1.6i	Ch -8DV160000	11/94 - 12/97	F		<b>142.714</b> •	280	13	11	46,5	68
	Ch 8DV160001-	01/97 - 12/04	F	V	<b>142.751</b> •	280	22	20	46,3	68
1.8i 20V	Ch -8DV054060	11/95 - 12/97	F		<b>142.717</b>	288	15	13	46,5	68
	Ch 8DV054061-	01/97 - 12/04	F	V	<b>142.751</b> •	280	22	20	46,3	68
1.8i Turbo 20V	05/95 - 12/04	F	V	<b>142.718</b>	288	25	23	46,5	68	5
2.0i 20V	12/00 - 12/04	F	V	<b>142.718</b>	288	25	23	46,5	68	5
2.4i V6 30V	08/97 - 12/04	F	V	<b>142.718</b>	288	25	23	46,5	68	5



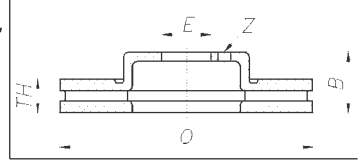
www.intercar.org

142 -&gt; HPD for high performance discs

142 -&gt; HPD per dischi freno ad alte prestazioni



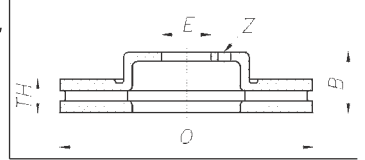
AUDI



Model	Year	F R	V D	CAR	Ø	TH	min TH	B	E	Z
2.6i V6	11/94 - 12/97	F	V	<b>142.718</b>	288	25	23	46,5	68	5
2.8i V6 30V	11/94 - 10/00	F	V	<b>142.718</b>	288	25	23	46,5	68	5
3.0i V6 30V	11/00 - 12/04	F	V	<b>142.078</b>	312	25	23	46,5	68	5
	brake discs reinforced	F	V	<b>142.1189</b>	312	25	23	46	68	5
		R		<b>142.287</b>	255	12	10	40	68	5
1.9 TDI	55/66 Kw Ch -8DV160000	F		<b>142.714</b> •	280	13	11	46,5	68	5
	55/66 Kw Ch 8DV160001-	F	V	<b>142.751</b> •	280	22	20	46,3	68	5
	74 Kw	F	V	<b>142.751</b> •	280	22	20	46,3	68	5
	96 Kw	F	V	<b>142.718</b>	288	25	23	46,5	68	5
2.5 TDI V6		F	V	<b>142.078</b>	312	25	23	46,5	68	5
		F	V	<b>142.718</b>	288	25	23	46,5	68	5
	brake discs reinforced	F	V	<b>142.1189</b>	312	25	23	46	68	5
S4 2.7i Turbo		F	V	<b>142.753</b>	321	30	28	46	68	5
		R	V	<b>142.1122</b>	256	22	20	48	68	5
All Models		R		<b>142.750</b> •	245	10	8	83,6	45,2	5
	exc. 3.0i V6	R		<b>142.281</b>	245	10	8	40	68	5
	with 288 mm Discs	R		<b>142.1134</b>	288	12	10	36	68	5
All Models Quattro	exc. S4	R		<b>142.762</b> •	245	10	8	47,9	68	5
<b>A4/Avant/Quattro III 05</b>										
S4 4.2 V8	03/04 -	F	V	<b>142.1133</b>	345	30	28	46	68	5
All Models	brake discs reinforced	F	V	<b>142.1189</b>	312	25	23	46	68	5
	Type 1LA	F	V	<b>142.1132</b>	320	30	28	46	68	5
	Type 1LB-1LE	F	V	<b>142.718</b>	288	25	23	46,5	68	5
	Type 1LC	F	V	<b>142.1224</b>	320	30	28	46,5	68	5
	Type 1LJ	F	V	<b>142.1133</b>	345	30	28	46	68	5
	Type 1LT-1LF	F	V	<b>142.078</b>	312	25	23	46,5	68	5
	Type 1LZ	F	V	<b>142.751</b> •	280	22	20	46,3	68	5
	Type 1KD	R		<b>142.281</b>	245	10	8	40	68	5
	Type 1KE	R	V	<b>142.1135</b>	300	22	20	36	68	5
	Type 1KP	R		<b>142.287</b>	255	12	10	40	68	5
	Type 1KW	R		<b>142.1134</b>	288	12	10	36	68	5
<b>A4/Avant/Quattro IV 07</b>										
All Models	Type 1LA	F	V	<b>142.1309</b>	320	30	28	52,2	68	5
	Type 1LT-1LY	F	V	<b>142.1507</b>	314	25	23	52,4	68	5
	Type 1KE	R	V	<b>142.1310</b>	330	22	20	36,5	68	5
	Type 1KW	R		<b>142.1311</b>	300	12	10	36,5	68	5
<b>A5/Sportback/Cabrio</b>										
RS5 4.2 V8 Quattro	03/10 -	F	V	<b>142.1442</b>	365	34	32,4	52,5	68	5
	03/10 -	R	V	<b>142.1443</b>	356	32	30,4	43,6	68	5
S5 4.2 V8	03/07 -	F	V	<b>142.1308</b>	345	29,5	28	51,7	68	5
	03/07 -	R	V	<b>142.1310</b>	330	22	20	36,5	68	5
All Models	Type 1LA	F	V	<b>142.1309</b>	320	30	28	52,2	68	5
	Type 1LJ	F	V	<b>142.1308</b>	345	29,5	28	51,7	68	5
	Type 1LT	F	V	<b>142.1507</b>	314	25	23	52,4	68	5
	Type 1KE	R	V	<b>142.1310</b>	330	22	20	36,5	68	5
	Type 1KW	R		<b>142.1311</b>	300	12	10	36,5	68	5
<b>A6/Avant/Quattro I 94 - 96</b>										
1.8i 20V	10/95 - 03/97	F		<b>142.717</b>	288	15	13	46,5	68	5
2.0i 16V	06/94 - 03/97	F		<b>142.717</b>	288	15	13	46,5	68	5
2.3i	06/94 - 03/97	F		<b>142.717</b>	288	15	13	46,5	68	5
2.6i V6	06/94 - 03/97	F	V	<b>142.718</b>	288	25	23	46,5	68	5
2.8i V6	06/94 - 03/97	F	V	<b>142.718</b>	288	25	23	46,5	68	5
1.9 TDI	06/94 - 03/97	F		<b>142.717</b>	288	15	13	46,5	68	5
2.5 TDI	103 Kw	F	V	<b>142.718</b>	288	25	23	46,5	68	5
	85 Kw	F		<b>142.717</b>	288	15	13	46,5	68	5
S6 2.2i	06/94 - 04/97	F	V	<b>142.712</b>	314	30	28	59	68	5
S6 4.2i	06/94 - 04/97	F	V	<b>142.712</b>	314	30	28	59	68	5
S6 4.2i Plus	04/96 - 02/97	F	V	<b>142.288</b>	323	30	28	59,5	68	5
All Models		R		<b>142.752</b> •	245	10	8	64	68	5
<b>A6/Avant/Quattro II 97 - 04</b>										
1.8i 20V	04/97 - 04/04	F	V	<b>142.718</b>	288	25	23	46,5	68	5
1.8i 20V Turbo	04/97 - 04/04	F	V	<b>142.718</b>	288	25	23	46,5	68	5



AUDI



Model	Year	F R	V D	CAR	Ø	TH	min TH	B	E	Z	
Quattro	04/97 - 04/04	F	V	<b>142.078</b>	312	25	23	46,5	68	5	
Quattro with brake discs reinforced	04/97 - 04/04	F	V	<b>142.1189</b>	312	25	23	46	68	5	
2.0i	04/97 - 04/04	F	V	<b>142.078</b>	312	25	23	46,5	68	5	
brake discs reinforced	04/97 - 04/04	F	V	<b>142.1189</b>	312	25	23	46	68	5	
2.4i 30V	02/00 - 04/04	F	V	<b>142.078</b>	312	25	23	46,5	68	5	
	04/97 - 01/00	F	V	<b>142.718</b>	288	25	23	46,5	68	5	
brake discs reinforced	02/00 - 04/04	F	V	<b>142.1189</b>	312	25	23	46	68	5	
2.7i Turbo	05/97 - 02/01	F	V	<b>142.753</b>	321	30	28	46	68	5	
2.8i V6	04/97 - 04/04	F	V	<b>142.718</b>	288	25	23	46,5	68	5	
3.0i 30V V6	01/01 - 04/04	F	V	<b>142.078</b>	312	25	23	46,5	68	5	
brake discs reinforced	01/01 - 04/04	F	V	<b>142.1189</b>	312	25	23	46	68	5	
4.2 W8	11/98 - 04/04	F	V	<b>142.718</b>	288	25	23	46,5	68	5	
	11/98 - 04/04	R	V	<b>142.766</b>	269	20	18	46	68	5	
1.9 TDI	04/97 - 04/04	F	V	<b>142.718</b>	288	25	23	46,5	68	5	
2.5 TDI	04/97 - 01/00	F	V	<b>142.718</b>	288	25	23	46,5	68	5	
	06/01 - 04/04	F	V	<b>142.078</b>	312	25	23	46,5	68	5	
brake discs reinforced	06/01 - 04/04	F	V	<b>142.1189</b>	312	25	23	46	68	5	
S6 4.2i Turbo	09/99 - 04/04	F	V	<b>142.1286</b>	321	30	28	52,5	68	5	
	09/99 - 04/04	R	V	<b>142.1193</b>	269	22	20	53,8	68	5	
All Models	16" wheels	04/97 - 04/04	F	V	<b>142.078</b>	312	25	23	46,5	68	5
	16" wheels with brake discs reinforced	04/97 - 04/04	F	V	<b>142.1189</b>	312	25	23	46	68	5
		04/97 - 04/04	R		<b>142.752</b>	245	10	8	64	68	5
All Models Avant/Quattro		04/97 - 04/04	F	V	<b>142.1286</b>	321	30	28	52,5	68	5
All Models Quattro	15" wheels	04/97 - 04/04	R		<b>142.282</b>	255	10	8	54	68	5
	16" wheels	04/97 - 04/04	R		<b>142.280</b>	255	10	8	48	68	5
	exc. 4.2 W8	04/97 - 04/04	R		<b>142.754</b>	245	10	8,4	53,8	68	5
<b>A6/Avant/Quattro III 05</b>											
All Models	Type 1LG-1LD	05/04 -	F	V	<b>142.1128</b>	321	30	28	59,5	68	5
	Type 1LT	05/04 -	F	V	<b>142.1127</b>	314	25	23	59,5	68	5
	Type 1ZL-1LH	05/04 -	F	V	<b>142.1129</b>	347	30	28	59	68	5
	Type 1KD-2ED	05/04 -	R		<b>142.1130</b>	302	12	10	49	68	5
	Type 1KW-2EE	05/04 -	R	V	<b>142.1131</b>	330	22	20	49	68	5
<b>A7 Sportback 10</b>											
All Models	Type 1LA	10/10 -	F	V	<b>142.1581</b>	320	30	28	52,4	68	5
	Type 1LL	10/10 -	F	V	<b>142.1582</b>	356	34	32	52	68	5
	Type 1LU	10/10 -	F	V	<b>142.1583</b>	345	30	28	52,4	68	5
	Type 1KW	10/10 -	R		<b>142.1311</b>	300	12	10	36,5	68	5
	Type 2EA	10/10 -	R	V	<b>142.1584</b>	330	22	20	36	68	5
<b>A8/Quattro I (4D2-4D8) 94 - 02</b>											
2.8	142 Kw	04/96 - 09/02	F	V	<b>142.288</b>	323	30	28	59,5	68	5
2.8 V6	120/128 Kw	06/94 - 06/96	F	V	<b>142.712</b>	314	30	28	59	68	5
	120/128 Kw	06/94 - 06/96	R		<b>142.765</b>	245	10	8	46,3	68	5
2.8 V6 30V		04/96 - 09/98	F	V	<b>142.712</b>	314	30	28	59	68	5
		04/96 - 09/98	R	V	<b>142.766</b>	269	20	18	46	68	5
3.7	169/191 Kw	07/95 - 09/02	F	V	<b>142.288</b>	323	30	28	59,5	68	5
	191 Kw	11/98 - 09/02	R	V	<b>142.289</b>	269	22	20	46	68	5
3.7 V8 32V		10/95 - 09/98	F	V	<b>142.712</b>	314	30	28	59	68	5
		10/95 - 09/98	R	V	<b>142.766</b>	269	20	18	46	68	5
4.2		03/94 - 09/02	F	V	<b>142.288</b>	323	30	28	59,5	68	5
		11/98 - 09/02	R	V	<b>142.289</b>	269	22	20	46	68	5
4.2 V8 32V		06/94 - 09/98	F	V	<b>142.712</b>	314	30	28	59	68	5
		06/94 - 09/98	R	V	<b>142.766</b>	269	20	18	46	68	5
2.5 TDI	110/132 Kw	01/97 - 09/02	F	V	<b>142.288</b>	323	30	28	59,5	68	5
	132 Kw	01/97 - 09/02	R	V	<b>142.289</b>	269	22	20	46	68	5
2.5 TDI V6 24V		06/97 - 09/98	F	V	<b>142.712</b>	314	30	28	59	68	5
		06/97 - 09/98	R		<b>142.765</b>	245	10	8	46,3	68	5
3.3 TDI	165 Kw	06/00 - 09/02	F	V	<b>142.288</b>	323	30	28	59,5	68	5
S8 4.2		07/96 - 09/02	F	V	<b>142.288</b>	323	30	28	59,5	68	5
		06/96 - 09/02	R	V	<b>142.766</b>	269	20	18	46	68	5
	with 280 mm Discs	10/98 - 09/02	R	V	<b>142.751</b>	280	22	20	46,3	68	5
S8 4.2i 40V	265 Kw	06/99 - 09/02	F	V	<b>142.1008</b>	345	30	28	59,5	68	5

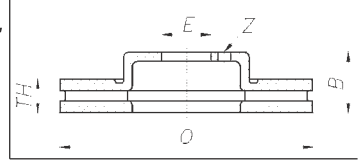


www.intercar.org  
 142 -> HPD for high performance discs  
 142 -> HPD per dischi freno ad alte prestazioni





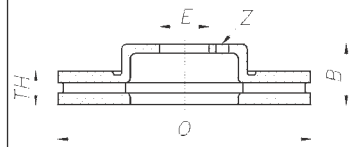
AUDI



Model		Year	F R	V D	CAR	Ø	TH	min TH	B	E	Z
<b>A8/Quattro II (4E_) 02</b>											
3.0 V6		10/02 -	F	V	<b>142.1043</b>	360	34	31	59,4	68	5
3.7 V8		10/02 -	F	V	<b>142.1043</b>	360	34	31	59,4	68	5
4.2 V8		10/02 -	F	V	<b>142.1043</b>	360	34	31	59,4	68	5
6.0 W12		10/02 -	F	V	<b>142.1043</b>	360	34	31	59,4	68	5
3.0 V6 TDI		10/02 -	F	V	<b>142.1043</b>	360	34	31	59,4	68	5
4.0 V8 TDI		10/02 -	F	V	<b>142.1043</b>	360	34	31	59,4	68	5
All Models	with 321 mm Discs	08/03 -	F	V	<b>142.1128</b>	321	30	28	59,5	68	5
	with 385 mm Discs	08/03 -	F	V	<b>142.1721</b>	385	36	33,5	59,7	68	5
	with 280 mm Discs	10/02 -	R	V	<b>142.1214</b>	280	22	20	42,2	68	5
	with 310 mm Discs	10/02 -	R	V	<b>142.1044</b>	310	22	20	42,2	68	5
	with 335 mm Discs	10/02 -	R	V	<b>142.1234</b>	335	22	20	42,4	68	5
All Models Quattro		10/02 -	F	V	<b>142.1573</b>	323	30	28	59,7	68	5
<b>A8/Quattro III (4H_) 09</b>											
All Models	Type 1LJ	08/10 -	F	V	<b>142.1667</b>	380	36	34	52,4	68	5
	Type 1LL	08/10 -	F	V	<b>142.1666</b>	356	34	32	52,4	68	5
	Type 1KW	08/10 -	R	V	<b>142.1584</b>	330	22	20	36	68	5
	Type 1KY-1KZ	08/10 -	R	V	<b>142.1668</b>	356	22	20	36,2	68	5
<b>Cabrio</b>											
1.8 20V		04/97 -	F	V	<b>142.737</b> •	280	22	20	56,5	68	4
2.0 16V		05/95 - 07/96	F	V	<b>142.737</b> •	280	22	20	56,5	68	4
2.0 E	85 Kw	01/93 -	F	V	<b>142.737</b> •	280	22	20	56,5	68	4
2.3 E	Ch -8GN025000	07/91 -	F	V	<b>142.739</b> •	256	22	20	56,5	68	4
	Ch -8GP000001-	- 06/94	F	V	<b>142.737</b> •	280	22	20	56,5	68	4
2.6 E V6		01/94 -	F	V	<b>142.734</b> •	276	25	23	56,5	68	4
2.8 E V6		11/92 -	F	V	<b>142.734</b> •	276	25	23	56,5	68	4
1.9 TDI		07/95 -	F	V	<b>142.737</b> •	280	22	20	56,5	68	4
All Models		07/91-	R		<b>142.701</b> •	245	10	8	59,5	68	4
<b>Coupe'/Quattro 81 - 88</b>											
1.6		02/81 - 08/81	F		<b>142.710</b> •	239	12	10	35,4	65	4
1.8	Ch -85E220000	08/81 -	F		<b>142.710</b> •	239	12	10	35,4	65	4
	Ch 85F000001-	- 07/88	F	V	<b>142.715</b> •	239	20	18	39	65	4
1.9		10/80 - 08/83	F		<b>142.710</b> •	239	12	10	35,4	65	4
2.0	Ch -85E220000	09/83 -	F		<b>142.710</b> •	239	12	10	35,4	65	4
	Ch 85F000001-	- 07/87	F	V	<b>142.706</b> •	256	20	18	41,9	68	4
2.2	77/85 Kw	02/81 - 08/83	F		<b>142.710</b> •	239	12	10	35,4	65	4
	96 Kw	09/81 -	F	V	<b>142.715</b> •	239	20	18	39	65	4
	96 Kw Ch 85F000001-	- 07/88	F	V	<b>142.706</b> •	256	20	18	41,9	68	4
2.3		02/87 - 07/88	F	V	<b>142.706</b> •	256	20	18	41,9	68	4
All Models		02/81 - 07/88	R		<b>142.701</b> •	245	10	8	59,5	68	4
All Models Quattro		01/87 - 12/87	R		<b>142.707</b> •	245	10	8	39,9	68	4
<b>Coupe'/Quattro 89 - 96</b>											
1.8		08/88 - 07/91	F	V	<b>142.739</b> •	256	22	20	56,5	68	4
2.0		05/89 - 07/92	F	V	<b>142.739</b> •	256	22	20	56,5	68	4
		08/92 - 12/96	F	V	<b>142.737</b> •	280	22	20	56,5	68	4
	Quattro	11/88 - 07/91	F	V	<b>142.734</b> •	276	25	23	56,5	68	4
2.2	100 Kw Ch -8BN015000	01/88 -	F	V	<b>142.739</b> •	256	22	20	56,5	68	4
2.3 E	100 Kw Ch -8BN015000	01/88 -	F	V	<b>142.739</b> •	256	22	20	56,5	68	4
	100 Kw Ch 8BP000001-	- 07/94	F	V	<b>142.737</b> •	280	22	20	56,5	68	4
2.3 E 20V	125 Kw	11/88 - 07/91	F	V	<b>142.734</b> •	276	25	23	56,5	68	4
2.6 E V6	15" wheels	01/96 - 12/96	F	V	<b>142.734</b> •	276	25	23	56,5	68	4
	15" wheels	08/92 - 12/95	F	V	<b>142.737</b> •	280	22	20	56,5	68	4
2.8 E V6	15" wheels	08/91 - 12/96	F	V	<b>142.734</b> •	276	25	23	56,5	68	4
S2 2.2 Turbo		10/92 - 12/96	F	V	<b>142.740</b> •	276	25	23	56,5	68	5
		10/92 - 12/96	R		<b>142.745</b> •	245	10	8	39,8	68	5
All Models		08/88 - 12/96	R		<b>142.701</b> •	245	10	8	59,5	68	4
All Models Quattro	exc. S2 2.2 Turbo	11/88 - 12/96	R		<b>142.707</b> •	245	10	8	39,9	68	4
<b>Quattro</b>											
2.2	119 Kw Ch -85G902400	07/80 -	F	V	<b>142.719</b> •	280	22	20	46,5	68	5
	119 Kw Ch 85H900001-	- 07/91	F	V	<b>142.733</b> •	276	25	23	46,5	68	5
	147 Kw Ch -85G902400	07/80 -	F	V	<b>142.719</b> •	280	22	20	46,5	68	5
	147 Kw Ch 85H900001-	- 07/91	F	V	<b>142.733</b> •	276	25	23	46,5	68	5



AUDI



Model	Year	F R	V D	CAR	Ø	TH	min TH	B	E	Z
162 Kw Ch 85H900001-	- 07/91	F	V	<b>142.733</b> •	276	25	23	46,5	68	5
119 Kw	07/80 - 07/91	R		<b>142.708</b> •	245	10	8	59,3	68	5
147 Kw	07/80 - 07/91	R		<b>142.708</b> •	245	10	8	59,3	68	5
2.3	08/87 - 07/89	F	V	<b>142.733</b> •	276	25	23	46,5	68	5

**R8 Quattro**

4.2 V8	04/07 -	F	V	<b>142.1442</b>	365	34	32,4	52,5	68	5
	04/07 -	R	V	<b>142.1443</b>	356	32	30,4	43,6	68	5

**TT/Quattro I (8N3)**

1.8 Turbo 20V	10/98 -	F	V	<b>142.722</b>	312	25	23	34,2	65	5
110/132 Kw	10/98 -	R		<b>142.749</b> •	230	9	7	40,6	65	5
165 Kw	10/98 -	R	V	<b>142.726</b> •	256	22	20	36,6	65	5
1.8 Turbo 20V Quattro	110/132 Kw	R		<b>142.290</b> •	239	9	7	33,5	65	5

**TT/Quattro II (8J3)**

1.8 TFSI	06/08 -	F	V	<b>142.1023</b>	312	25	22	50	65	5
2.0 TFSI	10/06 -	F	V	<b>142.1023</b>	312	25	22	50	65	5
2.0 TFSI Quattro	06/08 -	F	V	<b>142.1023</b>	312	25	22	50	65	5
3.2 V6 Quattro	10/06 -	F	V	<b>142.1023</b>	312	25	22	50	65	5
2.0 TDI Quattro	06/08 -	F	V	<b>142.1023</b>	312	25	22	50	65	5
All Models	with 340 mm Discs	F	V	<b>142.1433</b>	340	30	28	49,9	65	5
	with 286 mm Discs	R		<b>142.1431</b>	286	12	10	58,5	65	5
	with 310 mm Discs	R	V	<b>142.1430</b>	310	22	20	58,6	65	5

**AUDI Mpv - Suv - Off road****A4 Allroad (8KH) 09**

All Models	Type 1LA	04/09 -	F	V	<b>142.1309</b>	320	30	28	52,2	68	5
	Type 1LT-1LY	04/09 -	F	V	<b>142.1507</b>	314	25	23	52,4	68	5
	Type 1KW	04/09 -	R		<b>142.1311</b>	300	12	10	36,5	68	5

**A6 Allroad (4FH) 06**

All Models	with 321 mm Discs	06/06 -	F	V	<b>142.1128</b>	321	30	28	59,5	68	5
	with 347 mm Discs	06/06 -	F	V	<b>142.1129</b>	347	30	28	59	68	5
	with 302 mm Discs	06/06 -	R		<b>142.1432</b>	302	12	10	42,4	68	5
	with 330 mm Discs	06/06 -	R	V	<b>142.1435</b>	330	22	20	42,5	68	5

**Allroad (4BH) 00 - 05**

2.7 Turbo		05/00 - 09/00	F	V	<b>142.288</b>	323	30	28	59,5	68	5
		10/00 - 05/06	F	V	<b>142.753</b>	321	30	28	46	68	5
4.2i V8 40V		05/00 - 05/06	F	V	<b>142.753</b>	321	30	28	46	68	5
		05/00 - 05/06	R	V	<b>142.1429</b>	269	22	20	47,9	68	5
2.5 TDI		05/00 - 05/06	F	V	<b>142.753</b>	321	30	28	46	68	5
All Models	exc. 4.2i	05/00 - 05/06	R		<b>142.280</b>	255	10	8	48	68	5

**Q3**

All Models	Type 1LT	08/11 -	F	V	<b>142.1023</b>	312	25	22	50	65	5
	Type 1KU	08/11 -	R		<b>142.1024</b>	282	12	10	48,5	65	5

**Q5**

All Models	Type 1LA	11/08 -	F	V	<b>142.1309</b>	320	30	28	52,2	68	5
	Type 1LJ	11/08 -	F	V	<b>142.1308</b>	345	29,5	28	51,7	68	5
	Type 1KE	11/08 -	R	V	<b>142.1310</b>	330	22	20	36,5	68	5
	Type 1KW	11/08 -	R		<b>142.1311</b>	300	12	10	36,5	68	5

**Q7**

All Models	left Disc	03/06 -	F	V	<b>142.1017</b>	350	34	31,8	68,7	85	5
	right Disc	03/06 -	F	V	<b>142.1016</b>	350	34	31,8	68,7	85	5
	with 330 mm Discs	03/06 -	R	V	<b>142.1018</b>	330	28	26	73,7	85	5
	with 358 mm Discs	03/06 -	R	V	<b>142.1185</b>	358	28	26	73,5	85	5

**AUTOBIANCHI****A111**

1.4		08/69 - 11/72	F		<b>142.161</b> •	227	10,8	9	45,8	61,5	4
		08/69 - 11/72	R		<b>142.161</b> •	227	10,8	9	45,8	61,5	4

**A112**

0.9		10/69 - 12/85	F		<b>142.161</b> •	227	10,8	9	45,8	61,5	4
1.0		11/77 - 12/85	F		<b>142.161</b> •	227	10,8	9	45,8	61,5	4
1.0 Abarth		09/71 - 12/84	F		<b>142.161</b> •	227	10,8	9	45,8	61,5	4



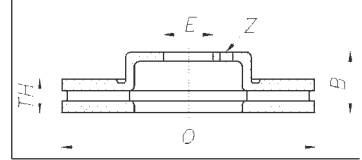
www.intercar.org

142 -&gt; HPD for high performance discs

142 -&gt; HPD per dischi freno ad alte prestazioni



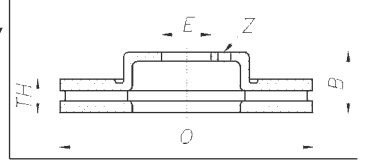
# BEDFORD



Model	Year	F R	V D	CAR	Ø	TH	min TH	B	E	Z
<b>BEDFORD</b>										
<b>Astra Van</b>										
1.3	03/82 - 11/92	F		<b>142.502</b> •	236	10	7	41	60	4
1.6	03/82 - 11/92	F		<b>142.503</b> •	236	12,7	9,7	41	60	4
1.6 D	03/82 - 11/92	F		<b>142.503</b> •	236	12,7	9,7	41	60	4
<b>Astramax Van</b>										
1.3	03/85 - 10/90	F		<b>142.503</b> •	236	12,7	9,7	41	60	4
1.6	03/82 - 05/85	F		<b>142.503</b> •	236	12,7	9,7	41	60	4
	06/85 - 10/90	F	V	<b>142.504</b> •	236	20	17	41	60	4
1.6 D	365-560	03/82 - 10/90	F	<b>142.503</b> •	236	12,7	9,7	41	60	4
	365-560	03/82 - 10/90	R	V <b>142.504</b> •	236	20	17	41	60	4
1.7 D	365-560	03/82 - 10/90	F	<b>142.503</b> •	236	12,7	9,7	41	60	4
	365-560	03/82 - 10/90	R	V <b>142.504</b> •	236	20	17	41	60	4
<b>Chevanne</b>										
All Models	03/76 - 08/82	F		<b>142.500</b> •	238	11	10	55,5	73	4
<b>KB Pick up</b>										
1.6	02/80 - 09/89	F	V	<b>142.535</b>	250	18	16,6	33,5	80	6
2.0	vented Discs	02/80 - 09/89	F	V <b>142.535</b>	250	18	16,6	33,5	80	6
1.6 D	02/80 - 09/89	F	V	<b>142.535</b>	250	18	16,6	33,5	80	6
<b>Midi</b>										
Van	03/85 - 05/91	F	V	<b>142.535</b>	250	18	16,6	33,5	80	6
<b>Rascal</b>										
1.0	01/85 - 10/90	F		<b>142.954</b>	215	10	8	33	86	4
<b>BMW</b>										
<b>1502-2002</b>										
1502	01/75 - 12/77	F		<b>142.115</b> •	240	10	8,4	58,5	63	4
1600	Ch -1588671	- 12/71	F	<b>142.115</b> •	240	10	8,4	58,5	63	4
	Ch -1870200	- 12/71	F	<b>142.115</b> •	240	10	8,4	58,5	63	4
1602	01/71 - 12/75	F		<b>142.115</b> •	240	10	8,4	58,5	63	4
	Ch -1588671	- 12/71	F	<b>142.115</b> •	240	10	8,4	58,5	63	4
	Ch -1870200	- 12/71	F	<b>142.115</b> •	240	10	8,4	58,5	63	4
1802	01/71 - 12/75	F		<b>142.115</b> •	240	10	8,4	58,5	63	4
2002	Ch -1625531 exc. TI/TII/Turbo	05/68 - 12/75	F	<b>142.115</b> •	240	10	8,4	58,5	63	4
1600 Touring	01/71 - 12/73	F		<b>142.115</b> •	240	10	8,4	58,5	63	4
1800 Touring	01/71 - 12/73	F		<b>142.115</b> •	240	10	8,4	58,5	63	4
1802 Touring	01/73 - 12/75	F		<b>142.115</b> •	240	10	8,4	58,5	63	4
2000 Touring	01/69 - 12/73	F		<b>142.115</b> •	240	10	8,4	58,5	63	4
<b>2500-3000</b>										
2.5 CS	01/74 - 12/77	F		<b>142.118</b>	272	12,7	11,1	59,9	74	5
	01/74 - 12/77	R		<b>142.121</b>	272	9,5	7,9	61,5	75	5
2500	01/69 - 12/77	F		<b>142.118</b>	272	12,7	11,1	59,9	74	5
	01/69 - 12/77	R		<b>142.121</b>	272	9,5	7,9	61,5	75	5
2800	01/69 - 08/75	F		<b>142.118</b>	272	12,7	11,1	59,9	74	5
	01/69 - 08/75	R		<b>142.121</b>	272	9,5	7,9	61,5	75	5
3000 Bavaria/Automatic	01/71 - 08/75	F		<b>142.118</b>	272	12,7	11,1	59,9	74	5
	01/71 - 08/75	R		<b>142.121</b>	272	9,5	7,9	61,5	75	5
<b>Serie 1 (E81-87) 04</b>										
116i	09/04 -	F	V	<b>142.1071</b>	284	22	20,4	73	79	5
	09/04 -	R		<b>142.1072</b>	280	10	8,4	65,5	75	5
118i	09/04 -	F	V	<b>142.1071</b>	284	22	20,4	73	79	5
	09/04 -	R		<b>142.1072</b>	280	10	8,4	65,5	75	5
120i	09/04 -	F	V	<b>142.1070</b>	292	22	20,4	73	79	5
	09/04 -	R		<b>142.1074</b>	296	10,4	8,9	65,5	75	5
	brake system reinforced	09/04 -	R	V <b>142.1452</b>	300	20	18,4	66	75	5
130i	09/05 -	F	V	<b>142.1165</b>	330	24	22,4	73	79	5
	09/05 -	R	V	<b>142.1073</b>	300	20	18,4	66	75	5
	brake system reinforced	09/05 -	R	V <b>142.1452</b>	300	20	18,4	66	75	5
118 D	09/04 -	F	V	<b>142.1071</b>	284	22	20,4	73	79	5
	09/04 -	R		<b>142.1072</b>	280	10	8,4	65,5	75	5
120 D	09/04 -	F	V	<b>142.1070</b>	292	22	20,4	73	79	5



BMW



Model	Year	F R	V D	CAR	Ø	TH	min TH	B	E	Z
	with 300 mm Discs	11/07 -	F V	<b>142.1163</b>	300	24	22,4	73,5	79	5
		09/04 -	R V	<b>142.1073</b>	300	20	18,4	66	75	5
	brake system reinforced	09/04 -	R V	<b>142.1452</b>	300	20	18,4	66	75	5
123 D		11/07 -	F V	<b>142.1165</b>	330	24	22,4	73	79	5
		11/07 -	R V	<b>142.1389</b>	300	20	18,4	76,2	75	5
	brake system reinforced	11/07 -	R V	<b>142.1452</b>	300	20	18,4	66	75	5
<b>Serie 1 (F20) 11</b>										
116i		06/11 -	F V	<b>142.1071</b>	284	22	20,4	73	79	5
118i		06/11 -	F V	<b>142.1586</b>	300	22	20,4	73,2	79	5
116 D		06/11 -	F V	<b>142.1071</b>	284	22	20,4	73	79	5
118 D		06/11 -	F V	<b>142.1071</b>	284	22	20,4	73	79	5
120 D		06/11 -	F V	<b>142.1586</b>	300	22	20,4	73,2	79	5
All Models	solid Discs	06/11 -	R	<b>142.1585</b>	290	11	9,4	66,2	75	5
	vented Discs	06/11 -	R V	<b>142.1732</b>	300	20	18,4	66	75	5
<b>Serie 1 Cabriolet (E88) 08</b>										
118i		03/08 -	F V	<b>142.1070</b>	292	22	20,4	73	79	5
		03/08 -	R V	<b>142.1390</b>	300	20	18,4	76	75	5
120i		03/08 -	F V	<b>142.1163</b>	300	24	22,4	73,5	79	5
		03/08 -	R V	<b>142.1390</b>	300	20	18,4	76	75	5
125i		03/08 -	F V	<b>142.1163</b>	300	24	22,4	73,5	79	5
		03/08 -	R V	<b>142.1390</b>	300	20	18,4	76	75	5
135i		03/08 -	F V	<b>142.1444</b>	338	26	24,4	73	79	5
		03/08 -	R V	<b>142.1445</b>	324	22	20,4	77,3	75	5
118 D		09/08 -	F V	<b>142.1070</b>	292	22	20,4	73	79	5
		09/08 -	R V	<b>142.1390</b>	300	20	18,4	76	75	5
120 D		03/08 -	F V	<b>142.1163</b>	300	24	22,4	73,5	79	5
		03/08 -	R V	<b>142.1390</b>	300	20	18,4	76	75	5
123 D		09/08 -	F V	<b>142.1165</b>	330	24	22,4	73	79	5
		09/08 -	R V	<b>142.1389</b>	300	20	18,4	76,2	75	5
<b>Serie 1 Coupe' (E82) 07</b>										
120i		09/09 -	F V	<b>142.1163</b>	300	24	22,4	73,5	79	5
		09/09 -	R V	<b>142.1390</b>	300	20	18,4	76	75	5
125i		11/07 -	F V	<b>142.1163</b>	300	24	22,4	73,5	79	5
		11/07 -	R V	<b>142.1390</b>	300	20	18,4	76	75	5
135i		11/07 -	F V	<b>142.1444</b>	338	26	24,4	73	79	5
		11/07 -	R V	<b>142.1445</b>	324	22	20,4	77,3	75	5
118 D		09/09 -	F V	<b>142.1163</b>	300	24	22,4	73,5	79	5
		09/09 -	R V	<b>142.1390</b>	300	20	18,4	76	75	5
120 D		11/07 -	F V	<b>142.1163</b>	300	24	22,4	73,5	79	5
		11/07 -	R V	<b>142.1390</b>	300	20	18,4	76	75	5
123 D		11/07 -	F V	<b>142.1165</b>	330	24	22,4	73	79	5
		11/07 -	R V	<b>142.1389</b>	300	20	18,4	76,2	75	5
<b>Serie 3 (E21) 75 - 83</b>										
315		04/81 - 12/83	F	<b>142.116</b> •	255	12,7	11,1	75,1	63	4
316		06/75 - 07/83	F	<b>142.116</b> •	255	12,7	11,1	75,1	63	4
318		06/75 - 08/80	F	<b>142.116</b> •	255	12,7	11,1	75,1	63	4
318i		09/79 - 12/83	F	<b>142.116</b> •	255	12,7	11,1	75,1	63	4
320	4 cyl.	06/75 - 07/79	F	<b>142.116</b> •	255	12,7	11,1	75,1	63	4
	6 cyl.	08/77 - 10/82	F	<b>142.116</b> •	255	12,7	11,1	75,1	63	4
320i		10/75 - 07/78	F V	<b>142.117</b> •	255	22	21	75	63	4
	USA	09/78 - 09/82	F	<b>142.116</b> •	255	12,7	11,1	75,1	63	4
323i		01/78 - 10/82	F V	<b>142.117</b> •	255	22	21	75	63	4
		01/78 - 10/82	R	<b>142.111</b> •	258	10	8,4	60	62	4
<b>Serie 3 (E30) 83 - 93</b>										
316	with ABS	03/82 - 07/88	F V	<b>142.127</b> •	260	22	20,4	35	66	4
	without ABS	03/82 - 07/88	F	<b>142.126</b> •	260	12,7	11,1	35	66	4
316i	with ABS	07/87 - 12/91	F V	<b>142.127</b> •	260	22	20,4	35	66	4
	without ABS	07/87 - 12/91	F	<b>142.126</b> •	260	12,7	11,1	35	66	4
318i	with ABS	03/82 - 12/91	F V	<b>142.127</b> •	260	22	20,4	35	66	4
	without ABS	03/82 - 12/91	F	<b>142.126</b> •	260	12,7	11,1	35	66	4
318i Cabriolet		07/90 - 05/93	F V	<b>142.127</b> •	260	22	20,4	35	66	4
318i S		02/89 - 12/91	F V	<b>142.127</b> •	260	22	20,4	35	66	4



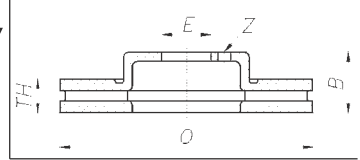
www.intercar.org

142 -&gt; HPD for high performance discs

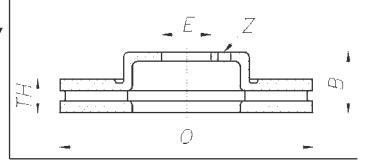
142 -&gt; HPD per dischi freno ad alte prestazioni



BMW



Model	Year	F R	V D	CAR	Ø	TH	min TH	B	E	Z	
320i	01/82 - 12/91	F	V	<b>142.127</b> •	260	22	20,4	35	66	4	
320i Cabriolet	04/86 - 12/92	F	V	<b>142.127</b> •	260	22	20,4	35	66	4	
320i S	09/87 - 12/91	F	V	<b>142.127</b> •	260	22	20,4	35	66	4	
323i	12/81 - 09/86	F	V	<b>142.127</b> •	260	22	20,4	35	66	4	
325 Xi 4WD	02/85 - 12/91	F	V	<b>142.127</b> •	260	22	20,4	35	66	4	
325e	01/85 - 09/87	F	V	<b>142.127</b> •	260	22	20,4	35	66	4	
325i	03/85 - 12/91	F	V	<b>142.127</b> •	260	22	20,4	35	66	4	
325i Cabriolet	07/85 - 12/92	F	V	<b>142.127</b> •	260	22	20,4	35	66	4	
324 D	04/85 - 12/91	F	V	<b>142.127</b> •	260	22	20,4	35	66	4	
324 TD	02/87 - 12/91	F	V	<b>142.127</b> •	260	22	20,4	35	66	4	
All Models	exc. 4WD	12/81 - 05/93	R	<b>142.111</b> •	258	10	8,4	60	62	4	
All Models Touring	01/88 - 09/93	F	V	<b>142.127</b> •	260	22	20,4	35	66	4	
<b>Serie 3 (E36) 91 - 98</b>											
316i/Ci/Ti/Touring	12/90 - 12/98	F		<b>142.112</b> •	286	12	10,4	51,2	79	5	
318i S/Ci	12/90 - 12/98	F	V	<b>142.113</b> •	286	22	20,4	51,5	79	5	
318i/1.9/Ci/Ti/Touring	12/90 - 12/98	F		<b>142.112</b> •	286	12	10,4	51,2	79	5	
320i/Ci/Ti/Touring	12/90 - 12/98	F	V	<b>142.113</b> •	286	22	20,4	51,5	79	5	
323i/Ci/Ti/Touring	03/95 - 12/98	F	V	<b>142.113</b> •	286	22	20,4	51,5	79	5	
325i/Ci/Ti	12/90 - 12/98	F	V	<b>142.113</b> •	286	22	20,4	51,5	79	5	
328i/Ci/Ti/Touring	11/94 - 12/98	F	V	<b>142.113</b> •	286	22	20,4	51,5	79	5	
318 TDS/Ci/Touring	01/94 - 12/98	F		<b>142.112</b> •	286	12	10,4	51,2	79	5	
325 TD/TDS/Ci/Touring	03/91 - 12/98	F	V	<b>142.113</b> •	286	22	20,4	51,5	79	5	
All Models	solid Discs	01/92 - 12/98	R	<b>142.109</b> •	280	10	8,4	60	75	5	
	vented Discs	01/92 - 12/98	R	V	<b>142.096</b> •	276	19	17,4	60	75	5
All Models Compact	01/94 - 12/98	R		<b>142.095</b>	272	10	8,4	78	75	5	
<b>Serie 3 (E46) 98 - 05</b>											
316i/Ci/Ti	12/98 - 04/05	F	V	<b>142.113</b> •	286	22	20,4	51,5	79	5	
	12/98 - 04/05	R		<b>142.109</b> •	280	10	8,4	60	75	5	
318i/1.9/Ci/Ti	04/98 - 04/05	F	V	<b>142.113</b> •	286	22	20,4	51,5	79	5	
	04/98 - 04/05	R		<b>142.109</b> •	280	10	8,4	60	75	5	
320i	04/98 - 04/05	F	V	<b>142.113</b> •	286	22	20,4	51,5	79	5	
	04/98 - 04/05	R	V	<b>142.096</b> •	276	19	17,4	60	75	5	
320i Ci	10/00 - 04/05	F	V	<b>142.094</b> •	300	22	20,4	51,8	79	5	
	04/00 - 04/05	R	V	<b>142.093</b>	294	19	17,4	59,2	75	5	
323i/Ci	04/98 - 08/01	F	V	<b>142.113</b> •	286	22	20,4	51,5	79	5	
	09/01 - 04/05	F	V	<b>142.094</b> •	300	22	20,4	51,8	79	5	
	04/98 - 08/01	R	V	<b>142.096</b> •	276	19	17,4	60	75	5	
	09/01 - 04/05	R	V	<b>142.093</b>	294	19	17,4	59,2	75	5	
325i/Ci/Ti	10/00 - 04/05	F	V	<b>142.094</b> •	300	22	20,4	51,8	79	5	
	10/00 - 04/05	R	V	<b>142.093</b>	294	19	17,4	59,2	75	5	
328i/S/Ci	04/98 - 04/05	F	V	<b>142.094</b> •	300	22	20,4	51,8	79	5	
	04/98 - 04/05	R	V	<b>142.093</b>	294	19	17,4	59,2	75	5	
330i/Xi/Ci	06/00 - 04/05	F	V	<b>142.077</b>	325	25	23	52,8	79	5	
	06/00 - 04/05	R	V	<b>142.076</b>	320	22	20	49,3	75	5	
318i Touring	04/98 - 04/05	F	V	<b>142.113</b> •	286	22	20,4	51,5	79	5	
	04/98 - 04/05	R	V	<b>142.096</b> •	276	19	17,4	60	75	5	
320i Touring	04/98 - 04/05	F	V	<b>142.113</b> •	286	22	20,4	51,5	79	5	
	04/98 - 04/05	R	V	<b>142.096</b> •	276	19	17,4	60	75	5	
325 Xi/Touring	06/00 - 04/05	F	V	<b>142.094</b> •	300	22	20,4	51,8	79	5	
	06/00 - 04/05	R	V	<b>142.1190</b>	294	19	17,4	61	75	5	
328i Touring	05/98 - 04/05	F	V	<b>142.077</b>	325	25	23	52,8	79	5	
330i Touring	06/00 - 04/05	F	V	<b>142.077</b>	325	25	23	52,8	79	5	
	06/00 - 04/05	R	V	<b>142.076</b>	320	22	20	49,3	75	5	
318 D/Td	09/01 - 04/05	F	V	<b>142.113</b> •	286	22	20,4	51,5	79	5	
	09/01 - 04/05	R	V	<b>142.096</b> •	276	19	17,4	60	75	5	
320 D/Td	04/98 - 04/05	F	V	<b>142.113</b> •	286	22	20,4	51,5	79	5	
	09/01 - 04/05	F	V	<b>142.094</b> •	300	22	20,4	51,8	79	5	
	04/98 - 04/05	R	V	<b>142.096</b> •	276	19	17,4	60	75	5	
	09/01 - 04/05	R	V	<b>142.093</b>	294	19	17,4	59,2	75	5	
320 Td Ci	09/01 - 04/05	F	V	<b>142.094</b> •	300	22	20,4	51,8	79	5	
	09/01 - 04/05	R	V	<b>142.093</b>	294	19	17,4	59,2	75	5	
320 D Touring	06/00 - 09/01	F	V	<b>142.113</b> •	286	22	20,4	51,5	79	5	

**BMW**

Model	Year	F R	V D	<b>CAR</b>	Ø	TH	min TH	B	E	Z
	09/01 - 04/05	F	V	<b>142.094</b> •	300	22	20,4	51,8	79	5
	06/00 - 09/01	R	V	<b>142.096</b> •	276	19	17,4	60	75	5
	09/01 - 04/05	R	V	<b>142.093</b>	294	19	17,4	59,2	75	5
330 D/Touring	10/99 - 04/05	F	V	<b>142.077</b>	325	25	23	52,8	79	5
	10/99 - 04/05	R	V	<b>142.076</b>	320	22	20	49,3	75	5
330 Xd/Touring	06/00 - 04/05	F	V	<b>142.077</b>	325	25	23	52,8	79	5
	06/00 - 04/05	R	V	<b>142.076</b>	320	22	20	49,3	75	5
M 3	01/00 - 04/05	R	V	<b>142.067</b>	328	20	18	61	75	5
<b>Serie 3 (E90-91-92-93) 05</b>										
318i/Touring	09/05 -	F	V	<b>142.1070</b>	292	22	20,4	73	79	5
320i/Touring	04/05 -	F	V	<b>142.1070</b>	292	22	20,4	73	79	5
	04/05 -	R		<b>142.1074</b>	296	10,4	8,9	65,5	75	5
325 xi/Touring	04/05 -	F	V	<b>142.1163</b>	300	24	22,4	73,5	79	5
	04/05 -	R	V	<b>142.1073</b>	300	20	18,4	66	75	5
325i/Touring	04/05 -	F	V	<b>142.1163</b>	300	24	22,4	73,5	79	5
	04/05 -	R	V	<b>142.1073</b>	300	20	18,4	66	75	5
330i Cabriolet	03/07 -	F	V	<b>142.1434</b>	348	30	28	73,2	79	5
330i/Touring	04/05 -	F	V	<b>142.1163</b>	300	24	22,4	73,5	79	5
	04/05 -	R	V	<b>142.1073</b>	300	20	18,4	66	75	5
335 xi	09/06 -	F	V	<b>142.1434</b>	348	30	28	73,2	79	5
335i Cabriolet	03/07 -	F	V	<b>142.1434</b>	348	30	28	73,2	79	5
335i/Touring	09/06 -	F	V	<b>142.1434</b>	348	30	28	73,2	79	5
320 D/Touring	04/05 -	F	V	<b>142.1163</b>	300	24	22,4	73,5	79	5
	04/05 -	R	V	<b>142.1073</b>	300	20	18,4	66	75	5
325 xd/Touring	04/05 -	F	V	<b>142.1163</b>	300	24	22,4	73,5	79	5
	04/05 -	R	V	<b>142.1073</b>	300	20	18,4	66	75	5
330 D Cabriolet	03/07 -	F	V	<b>142.1434</b>	348	30	28	73,2	79	5
330 D/Touring	04/05 -	F	V	<b>142.1163</b>	300	24	22,4	73,5	79	5
	04/05 -	R	V	<b>142.1073</b>	300	20	18,4	66	75	5
335 D/Touring	09/06 -	F	V	<b>142.1434</b>	348	30	28	73,2	79	5
All Models	with 312 mm Discs	F	V	<b>142.1523</b>	312	23,9	22,4	73,7	79	5
	with 330 mm Discs	F	V	<b>142.1165</b>	330	24	22,4	73	79	5
	brake system reinforced	R	V	<b>142.1452</b>	300	20	18,4	66	75	5
	with 336 mm Discs	R	V	<b>142.1164</b>	336	22	20,4	67	75	5
All Models Coupe'	with 300 mm Discs	F	V	<b>142.1163</b>	300	24	22,4	73,5	79	5
	with 330 mm Discs	F	V	<b>142.1165</b>	330	24	22,4	73	79	5
	with 348 mm Discs	F	V	<b>142.1434</b>	348	30	28	73,2	79	5
	with 300 mm Discs	R	V	<b>142.1073</b>	300	20	18,4	66	75	5
	with 336 mm Discs	R	V	<b>142.1164</b>	336	22	20,4	67	75	5
<b>Serie 3 (F30) 12</b>										
320i	10/11 -	F	V	<b>142.1586</b>	300	22	20,4	73,2	79	5
	10/11 -	R		<b>142.1585</b>	290	11	9,4	66,2	75	5
328i	10/11 -	F	V	<b>142.1596</b>	330	24	22	73,2	79	5
	10/11 -	R	V	<b>142.1598</b>	300	20	18	66	75	5
335i	10/11 -	F	V	<b>142.1597</b>	370	30	28	73	79	5
	10/11 -	R	V	<b>142.1599</b>	345	24	22,4	66	75	5
316 D	10/11 -	F	V	<b>142.1586</b>	300	22	20,4	73,2	79	5
	10/11 -	R		<b>142.1585</b>	290	11	9,4	66,2	75	5
318 D	10/11 -	F	V	<b>142.1586</b>	300	22	20,4	73,2	79	5
	10/11 -	R		<b>142.1585</b>	290	11	9,4	66,2	75	5
320 D	10/11 -	F	V	<b>142.1586</b>	300	22	20,4	73,2	79	5
	10/11 -	R	V	<b>142.1732</b>	300	20	18,4	66	75	5
<b>Serie 5 (E12) 72 - 81</b>										
M 535i	04/80 - 05/81	R		<b>142.121</b>	272	9,5	7,9	61,5	75	5
All Models	06/72 - 01/76	F		<b>142.118</b>	272	12,7	11,1	59,9	74	5
	vented Discs	F	V	<b>142.120</b> •	280	22	20,4	78	74	5
	with rear Discs	R		<b>142.121</b>	272	9,5	7,9	61,5	75	5
<b>Serie 5 (E28) 81 - 87</b>										
518	with ABS	F	V	<b>142.123</b> •	284	22	21	76	79	5
	without ABS	F		<b>142.122</b> •	284	12	10,4	76	79	5
518i	with ABS	F	V	<b>142.123</b> •	284	22	21	76	79	5
	without ABS	F		<b>142.122</b> •	284	12	10,4	76	79	5



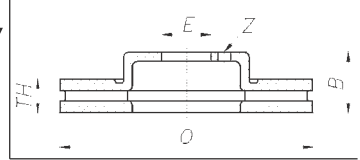
www.intercar.org

142 -&gt; HPD for high performance discs

142 -&gt; HPD per dischi freno ad alte prestazioni



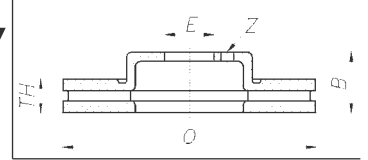
BMW



Model	Year	F R	V D	CAR	Ø	TH	min TH	B	E	Z		
520i	with ABS	11/80 - 12/87	F	V	<b>142.123</b>	•	284	22	21	76	79	5
	without ABS	09/84 - 12/87	F	V	<b>142.123</b>	•	284	22	21	76	79	5
	without ABS	11/80 - 08/84	F		<b>142.122</b>	•	284	12	10,4	76	79	5
525e		11/82 - 12/87	F	V	<b>142.123</b>	•	284	22	21	76	79	5
525i		02/81 - 12/87	F	V	<b>142.123</b>	•	284	22	21	76	79	5
528i		06/84 - 12/87	F	V	<b>142.091</b>		282	24,9	23,4	76	79	5
		09/80 - 05/84	F	V	<b>142.123</b>	•	284	22	21	76	79	5
535i		12/84 - 12/87	F	V	<b>142.091</b>		282	24,9	23,4	76	79	5
524 D		05/86 - 12/87	F	V	<b>142.123</b>	•	284	22	21	76	79	5
524 TD	with ABS	10/82 - 12/87	F	V	<b>142.123</b>	•	284	22	21	76	79	5
	without ABS	09/84 - 12/87	F	V	<b>142.123</b>	•	284	22	21	76	79	5
	without ABS	10/82 - 08/84	F		<b>142.122</b>	•	284	12	10,4	76	79	5
M 535i		07/84 - 12/87	F	V	<b>142.091</b>		282	24,9	23,4	76	79	5
All Models	with rear Discs	11/80 - 1287	R		<b>142.124</b>	•	284	10	8,4	61	75	5
<b>Serie 5 (E34) 88 - 95</b>												
518i/Touring		04/89 - 11/96	F		<b>142.128</b>		302	12	10,4	76	79	5
520i		06/87 - 09/95	F		<b>142.128</b>		302	12	10,4	76	79	5
520i Touring		11/90 - 11/96	F	V	<b>142.108</b>	•	302	22	20,4	76	79	5
525 iX 4WD/Touring		04/91 - 09/95	F	V	<b>142.074</b>		296	28	26,4	55	79	5
		04/91 - 09/95	R		<b>142.072</b>		300	10	8,4	95	75	5
525i/Touring		06/87 - 11/96	F	V	<b>142.108</b>	•	302	22	20,4	76	79	5
530i/Touring		06/87 - 11/96	F	V	<b>142.108</b>	•	302	22	20,4	76	79	5
535i		04/87 - 09/95	F	V	<b>142.108</b>	•	302	22	20,4	76	79	5
540i/Touring		03/92 - 11/96	F	V	<b>142.107</b>		302	28	26,4	76	79	5
524 TD		07/87 - 08/91	F		<b>142.128</b>		302	12	10,4	76	79	5
525 TD		12/92 - 09/95	F		<b>142.128</b>		302	12	10,4	76	79	5
525 TD Touring		07/91 - 11/96	F	V	<b>142.108</b>	•	302	22	20,4	76	79	5
525 TDS		09/91 - 09/95	F		<b>142.128</b>		302	12	10,4	76	79	5
525 TDS Touring		07/91 - 11/96	F	V	<b>142.108</b>	•	302	22	20,4	76	79	5
M 5		04/88 - 09/94	R		<b>142.114</b>		300	10	8,4	61	75	5
All Models	exc. 4WD	04/87 - 09/95	R		<b>142.114</b>		300	10	8,4	61	75	5
<b>Serie 5 (E39) 96 - 03</b>												
520i/Touring		03/96 -	F	V	<b>142.101</b>		296	22	20,4	76	79	5
523i/Touring		12/95 -	F	V	<b>142.101</b>		296	22	20,4	76	79	5
528i/Touring		12/95 -	F	V	<b>142.101</b>		296	22	20,4	76	79	5
530i/Touring		09/00 -	F	V	<b>142.079</b>		324	30	28,4	73,5	79	5
535i		04/99 -	F	V	<b>142.079</b>		324	30	28,4	73,5	79	5
		05/96 - 11/97	F	V	<b>142.101</b>		296	22	20,4	76	79	5
		12/95 - 03/00	F	V	<b>142.103</b>		324	30	28,4	77	79	5
540i		05/96 -	F	V	<b>142.103</b>		324	30	28,4	77	79	5
540i Touring		02/97 - 03/00	F	V	<b>142.103</b>		324	30	28,4	77	79	5
		04/00 -	F	V	<b>142.079</b>		324	30	28,4	73,5	79	5
520 D/Touring		04/00 -	F	V	<b>142.101</b>		296	22	20,4	76	79	5
525 D/Touring		04/00 -	F	V	<b>142.101</b>		296	22	20,4	76	79	5
525 TD		01/97 -	F	V	<b>142.101</b>		296	22	20,4	76	79	5
525 TDS/Touring		02/96 -	F	V	<b>142.101</b>		296	22	20,4	76	79	5
530 D/Touring		08/98 - 08/00	F	V	<b>142.101</b>		296	22	20,4	76	79	5
		09/00 -	F	V	<b>142.079</b>		324	30	28,4	73,5	79	5
All Models	solid Discs	12/95 -	R		<b>142.099</b>		298	10	8,4	61	75	5
	vented Discs	12/95 -	R	V	<b>142.098</b>		298	20	18,4	61	75	5
All Models Touring		05/97 -	R	V	<b>142.098</b>		298	20	18,4	61	75	5
<b>Serie 5 (E60-61) 03</b>												
520i		07/03 -	F	V	<b>142.1066</b>		310	24	22,4	77,2	79	5
		07/03 -	R	V	<b>142.1067</b>		320	20	18,4	63,2	75	5
525i/Touring		07/03 -	F	V	<b>142.1066</b>		310	24	22,4	77,2	79	5
		07/03 -	R	V	<b>142.1067</b>		320	20	18,4	63,2	75	5
530i		07/03 -	F	V	<b>142.1069</b>		348	30	28,4	77,2	79	5
		07/03 -	R	V	<b>142.1067</b>		320	20	18,4	63,2	75	5
545i/Touring		07/03 -	F	V	<b>142.1069</b>		348	30	28,4	77,2	79	5
		07/03 -	R	V	<b>142.1075</b>		345	24	22,4	63	75	5
525 D/Touring		07/03 -	F	V	<b>142.1066</b>		310	24	22,4	77,2	79	5
		07/03 -	R	V	<b>142.1067</b>		320	20	18,4	63,2	75	5



# BMW



Model	Year	F R	V D	<b>CAR</b>	Ø	TH	min TH	B	E	Z	
530 D/Touring	07/03 -	F	V	<b>142.1069</b>	348	30	28,4	77,2	79	5	
	07/03 -	R	V	<b>142.1067</b>	320	20	18,4	63,2	75	5	
	07/03 -	R	V	<b>142.1075</b>	345	24	22,4	63	75	5	
535 D/Touring	07/03 -	F	V	<b>142.1060</b>	348	36	34,4	77	79	5	
	07/03 -	R	V	<b>142.1075</b>	345	24	22,4	63	75	5	
All Models	with 324 mm Discs	07/03 -	F	V	<b>142.1065</b>	324	30	28,4	77	79	5
All Models xDrive	07/05 -	F	V	<b>142.1065</b>	324	30	28,4	77	79	5	
	07/05 -	R	V	<b>142.1562</b>	320	20	18,4	86	75	5	
<b>Serie 5 (F10-11) 10</b>											
523i/Touring	03/10 -	F	V	<b>142.1592</b>	330	24				5	
528i/Touring	03/10 -	F	V	<b>142.1587</b>	348	30	28	66,1	75	5	
535i/Touring	left Disc	03/10 -	F	V	<b>142.1588</b>	348	36	34,4	66	75	5
	right Disc	03/10 -	F	V	<b>142.1589</b>	348	36	34,4	66	75	5
550i	left Disc	03/10 -	F	V	<b>142.1588</b>	348	36	34,4	66	75	5
	right Disc	03/10 -	F	V	<b>142.1589</b>	348	36	34,4	66	75	5
550i xDrive	left Disc	09/10 -	F	V	<b>142.1590</b>	374	36			5	
	right Disc	09/10 -	F	V	<b>142.1591</b>	374	36			5	
520 D/Touring	03/10 -	F	V	<b>142.1592</b>	330	24				5	
525 D/Touring	03/10 -	F	V	<b>142.1587</b>	348	30	28	66,1	75	5	
530 D/Touring	03/10 -	F	V	<b>142.1587</b>	348	30	28	66,1	75	5	
535 D/Touring	left Disc	09/10 -	F	V	<b>142.1588</b>	348	36	34,4	66	75	5
	right Disc	09/10 -	F	V	<b>142.1589</b>	348	36	34,4	66	75	5
All Models	09/10 -	R	V	<b>142.1593</b>	-						
	09/10 -	R	V	<b>142.1594</b>	-						
<b>Serie 5 GT (F07GT) 09</b>											
535i	left Disc	10/09 -	F	V	<b>142.1588</b>	348	36	34,4	66	75	5
	right Disc	10/09 -	F	V	<b>142.1589</b>	348	36	34,4	66	75	5
535i xDrive	left Disc	09/10 -	F	V	<b>142.1588</b>	348	36	34,4	66	75	5
	right Disc	09/10 -	F	V	<b>142.1589</b>	348	36	34,4	66	75	5
550i	10/09 -	F	V	<b>142.1595</b>	370	24	22,4	69	75	5	
550i xDrive	09/10 -	R	V	<b>142.1595</b>	370	24	22,4	69	75	5	
530 D	left Disc	10/09 -	F	V	<b>142.1588</b>	348	36	34,4	66	75	5
	right Disc	10/09 -	F	V	<b>142.1589</b>	348	36	34,4	66	75	5
530 D xDrive	left Disc	09/10 -	F	V	<b>142.1588</b>	348	36	34,4	66	75	5
	right Disc	09/10 -	F	V	<b>142.1589</b>	348	36	34,4	66	75	5
535 D	left Disc	09/10 -	F	V	<b>142.1588</b>	348	36	34,4	66	75	5
	right Disc	09/10 -	F	V	<b>142.1589</b>	348	36	34,4	66	75	5
535 D xDrive	left Disc	09/10 -	F	V	<b>142.1588</b>	348	36	34,4	66	75	5
	right Disc	09/10 -	F	V	<b>142.1589</b>	348	36	34,4	66	75	5
All Models	10/09 -	R	V	<b>142.1594</b>	-						
<b>Serie 6 (E24) 76 - 88</b>											
628 CSI	05/82 - 05/87	F	V	<b>142.091</b>	282	24,9	23,4	76	79	5	
	09/79 - 04/82	F	V	<b>142.120</b> •	280	22	20,4	78	74	5	
	05/82 - 05/87	R		<b>142.124</b> •	284	10	8,4	61	75	5	
630 CSI	02/76 - 08/79	F	V	<b>142.120</b> •	280	22	20,4	78	74	5	
633 CSI	01/76 - 04/82	F	V	<b>142.120</b> •	280	22	20,4	78	74	5	
635 CSI	05/82 - 04/89	F	V	<b>142.091</b>	282	24,9	23,4	76	79	5	
	06/78 - 04/82	F	V	<b>142.120</b> •	280	22	20,4	78	74	5	
	05/82 - 04/89	R		<b>142.124</b> •	284	10	8,4	61	75	5	
M 635 CSI	04/84 - 04/89	F	V	<b>142.091</b>	282	24,9	23,4	76	79	5	
	04/84 - 04/89	R		<b>142.124</b> •	284	10	8,4	61	75	5	
<b>Serie 6 (E63-E64) 04</b>											
630i	01/04 -	F	V	<b>142.1065</b>	324	30	28,4	77	79	5	
	01/04 -	R	V	<b>142.1067</b>	320	20	18,4	63,2	75	5	
645i	01/04 -	F	V	<b>142.1069</b>	348	30	28,4	77,2	79	5	
	01/04 -	R	V	<b>142.1075</b>	345	24	22,4	63	75	5	
<b>Serie 6 (F12-13) 11</b>											
640i	left Disc	03/11 -	F	V	<b>142.1588</b>	348	36	34,4	66	75	5
	right Disc	03/11 -	F	V	<b>142.1589</b>	348	36	34,4	66	75	5
650i	left Disc	03/11 -	F	V	<b>142.1588</b>	348	36	34,4	66	75	5
	right Disc	03/11 -	F	V	<b>142.1589</b>	348	36	34,4	66	75	5

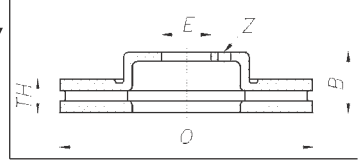


www.intercar.org  
 142 -> HPD for high performance discs  
 142 -> HPD per dischi freno ad alte prestazioni





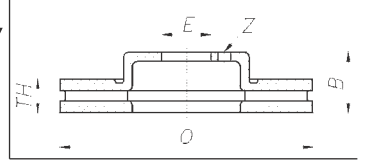
BMW



Model	Year	F R	V D	CAR	Ø	TH	min TH	B	E	Z	
<b>Serie 7 (E23) 77 - 86</b>											
728	04/77 - 09/79	F	V	<b>142.120</b> •	280	22	20,4	78	74	5	
728i	07/77 - 08/82	F	V	<b>142.120</b> •	280	22	20,4	78	74	5	
730	10/76 - 08/79	F	V	<b>142.120</b> •	280	22	20,4	78	74	5	
732i	05/79 - 04/86	F	V	<b>142.120</b> •	280	22	20,4	78	74	5	
733i	10/76 - 07/82	F	V	<b>142.120</b> •	280	22	20,4	78	74	5	
735i	05/79 - 08/81	F	V	<b>142.120</b> •	280	22	20,4	78	74	5	
All Models	10/76 - 08/81	R		<b>142.125</b> •	280	10	8,4	68,1	75	5	
<b>Serie 7 (E32) 86 - 94</b>											
730i	6 cyl.	07/86 - 10/87	F	V	<b>142.107</b>	302	28	26,4	76	79	5
	6 cyl.	11/87 - 06/94	F	V	<b>142.108</b> •	302	22	20,4	76	79	5
	8 cyl.	03/91 - 06/94	F	V	<b>142.108</b> •	302	22	20,4	76	79	5
	6 cyl.	07/86 - 10/87	R		<b>142.106</b>	300	12	10,4	67,9	75	5
730i L	6 cyl.	12/87 - 06/94	F	V	<b>142.107</b>	302	28	26,4	76	79	5
	8 cyl.	06/92 - 06/94	F	V	<b>142.108</b> •	302	22	20,4	76	79	5
	6 cyl.	12/87 - 06/94	R		<b>142.106</b>	300	12	10,4	67,9	75	5
735i/L	6 cyl.	10/85 - 06/94	F	V	<b>142.107</b>	302	28	26,4	76	79	5
	6 cyl.	10/85 - 06/94	R		<b>142.106</b>	300	12	10,4	67,9	75	5
740i/L		09/91 - 06/94	F	V	<b>142.107</b>	302	28	26,4	76	79	5
		09/91 - 06/94	R		<b>142.105</b> •	300	20	18,4	67	75	5
750i/L	with fixed caliper	07/87 - 06/94	F	V	<b>142.103</b>	324	30	28,4	77	79	5
	with floating caliper	07/87 - 06/94	F	V	<b>142.107</b>	302	28	26,4	76	79	5
		07/87 - 06/94	R	V	<b>142.105</b> •	300	20	18,4	67	75	5
<b>Serie 7 (E38) 94 - 01</b>											
728i/L	07/95 - 01/01	F	V	<b>142.104</b>	316	28	26,4	77	79	5	
730i/L/V8	07/93 - 01/01	F	V	<b>142.104</b>	316	28	26,4	77	79	5	
735i/L/V8	05/96 - 01/01	F	V	<b>142.104</b>	316	28	26,4	77	79	5	
740i/L/4.0/4.4 V8	07/93 - 01/01	F	V	<b>142.103</b>	324	30	28,4	77	79	5	
750i/L		11/93 - 01/01	F	V	<b>142.086</b>	334	32	30,4	77,1	79	5
		11/93 - 01/01	R	V	<b>142.067</b>	328	20	18	61	75	5
725 TDS	05/96 - 01/01	F	V	<b>142.104</b>	316	28	26,4	77	79	5	
730 D	09/98 - 01/01	F	V	<b>142.104</b>	316	28	26,4	77	79	5	
740 D		05/99 - 01/01	F	V	<b>142.086</b>	334	32	30,4	77,1	79	5
		05/99 - 01/01	R	V	<b>142.067</b>	328	20	18	61	75	5
	All Models	exc. 740 D/750i	R		<b>142.097</b>	324	12	10,4	61	75	5
<b>Serie 7 (E65-E66) 01</b>											
730i		01/03 -	F	V	<b>142.068</b>	324	30	28,4	81	79	5
		01/03 - 03/05	R	V	<b>142.070</b>	324	20	18,4	65	79	5
		03/05 -	R	V	<b>142.1680</b>	345	24	22,4	74	79	5
735i		11/01 -	F	V	<b>142.068</b>	324	30	28,4	81	79	5
		03/05 -	R	V	<b>142.1680</b>	345	24	22,4	74	79	5
		11/01 - 03/05	R	V	<b>142.070</b>	324	20	18,4	65	79	5
745i		11/01 -	F	V	<b>142.069</b>	348	30	28,4	81	79	5
		11/01 -	R	V	<b>142.071</b>	345	24	22,4	67	79	5
760i		01/03 -	F	V	<b>142.069</b>	348	30	28,4	81	79	5
	with 374 mm Discs	01/03 -	F	V	<b>142.1068</b>	374	36	34,4	81	79	5
		01/03 -	R	V	<b>142.1680</b>	345	24	22,4	74	79	5
730 D		10/02 -	F	V	<b>142.068</b>	324	30	28,4	81	79	5
		03/05 -	R	V	<b>142.1680</b>	345	24	22,4	74	79	5
		10/02 - 03/05	R	V	<b>142.070</b>	324	20	18,4	65	79	5
740 D		10/02 -	F	V	<b>142.069</b>	348	30	28,4	81	79	5
		10/02 -	R	V	<b>142.071</b>	345	24	22,4	67	79	5
<b>Serie 7 (F01-02-03-04) 08</b>											
730i	left Disc	06/08 -	F	V	<b>142.1588</b>	348	36	34,4	66	75	5
	right Disc	06/08 -	F	V	<b>142.1589</b>	348	36	34,4	66	75	5
740i	left Disc	10/08 -	F	V	<b>142.1588</b>	348	36	34,4	66	75	5
	right Disc	10/08 -	F	V	<b>142.1589</b>	348	36	34,4	66	75	5
750i	left Disc	10/08 -	F	V	<b>142.1590</b>	374	36				5
	right Disc	10/08 -	F	V	<b>142.1591</b>	374	36				5
		10/08 -	R	V	<b>142.1595</b>	370	24	22,4	69	75	5
750i xDrive	left Disc	09/09 -	F	V	<b>142.1590</b>	374	36				5
	right Disc	09/09 -	F	V	<b>142.1591</b>	374	36				5



BMW



Model	Year	F R	V D	CAR	Ø	TH	min TH	B	E	Z
	09/09 -	R	V	<b>142.1595</b>	370	24	22,4	69	75	5
760i	09/09 -	R	V	<b>142.1595</b>	370	24	22,4	69	75	5
730 D	left Disc	F	V	<b>142.1588</b>	348	36	34,4	66	75	5
	right Disc	F	V	<b>142.1589</b>	348	36	34,4	66	75	5
740 D	left Disc	F	V	<b>142.1588</b>	348	36	34,4	66	75	5
	right Disc	F	V	<b>142.1589</b>	348	36	34,4	66	75	5
740 D xDrive	left Disc	F	V	<b>142.1588</b>	348	36	34,4	66	75	5
	right Disc	F	V	<b>142.1589</b>	348	36	34,4	66	75	5
ActiveHybrid	left Disc	F	V	<b>142.1590</b>	374	36				5
	right Disc	F	V	<b>142.1591</b>	374	36				5
All Models	09/10 -	R	V	<b>142.1594</b>	-					
<b>Serie 8 (E31) 90</b>										
840i/Ci	12/92 - 12/96	F	V	<b>142.103</b>	324	30	28,4	77	79	5
850i/Ci/Csi	07/89 - 12/96	F	V	<b>142.103</b>	324	30	28,4	77	79	5
All Models	07/89 - 12/96	R		<b>142.097</b>	324	12	10,4	61	75	5
<b>Z1</b>										
2.5	07/88 - 06/91	F	V	<b>142.127</b> •	260	22	20,4	35	66	4
<b>Z3 (E36)</b>										
1.8i Roadster	04/96 -	F		<b>142.112</b> •	286	12	10,4	51,2	79	5
1.9i 16V Roadster	04/96 -	F		<b>142.112</b> •	286	12	10,4	51,2	79	5
2.0i 24V Roadster	02/99 -	F	V	<b>142.113</b> •	286	22	20,4	51,5	79	5
2.2i 24V Roadster	05/00 -	F	V	<b>142.113</b> •	286	22	20,4	51,5	79	5
2.8i 24V Coupe'	06/97 -	F	V	<b>142.113</b> •	286	22	20,4	51,5	79	5
2.8i 24V Roadster	06/97 -	F	V	<b>142.113</b> •	286	22	20,4	51,5	79	5
3.0i 24V Coupe'	06/97 -	F	V	<b>142.094</b> •	300	22	20,4	51,8	79	5
3.0i 24V Roadster	06/97 -	F	V	<b>142.094</b> •	300	22	20,4	51,8	79	5
All Models	06/97 -	R		<b>142.066</b>	272	10	8,4	83	78	5
<b>Z4 (E85)</b>										
2.0i	04/05 -	F	V	<b>142.113</b> •	286	22	20,4	51,5	79	5
	04/05 -	R		<b>142.1328</b>	280	10	8,4	75	75	5
2.2i	10/03 -	F	V	<b>142.113</b> •	286	22	20,4	51,5	79	5
	10/03 -	R		<b>142.1328</b>	280	10	8,4	75	75	5
2.5 si	01/06 -	F	V	<b>142.094</b> •	300	22	20,4	51,8	79	5
	01/06 -	R	V	<b>142.1194</b>	294	19	17,4	74,7	75	5
2.5i	02/03 -	F	V	<b>142.113</b> •	286	22	20,4	51,5	79	5
	10/03 -	R		<b>142.1328</b>	280	10	8,4	75	75	5
3.0 si	01/06 -	F	V	<b>142.077</b>	325	25	23	52,8	79	5
	01/06 -	R	V	<b>142.1194</b>	294	19	17,4	74,7	75	5
3.0i	02/03 -	F	V	<b>142.094</b> •	300	22	20,4	51,8	79	5
	02/03 -	R	V	<b>142.1194</b>	294	19	17,4	74,7	75	5
<b>Z4 (E86)</b>										
3.0 si Coupe'	03/06 -	F	V	<b>142.077</b>	325	25	23	52,8	79	5
	03/06 -	R	V	<b>142.1194</b>	294	19	17,4	74,7	75	5
<b>Z4 (E89)</b>										
sDrive 20i	05/09 -	F	V	<b>142.1163</b>	300	24	22,4	73,5	79	5
	05/09 -	R	V	<b>142.1616</b>	300	20	18,4	54	75	5
sDrive 23i	05/09 -	F	V	<b>142.1163</b>	300	24	22,4	73,5	79	5
	05/09 -	R	V	<b>142.1616</b>	300	20	18,4	54	75	5
sDrive 30i	05/09 -	R	V	<b>142.1616</b>	300	20	18,4	54	75	5
<b>Z8 (E52)</b>										
4.9	01/00 -	F	V	<b>142.086</b>	334	32	30,4	77,1	79	5
	01/00 -	R	V	<b>142.067</b>	328	20	18	61	75	5
<b>BMW Mpv - Suv - Off road</b>										
<b>X1 (E84) 09</b>										
sDrive 18i	01/10 -	F	V	<b>142.1523</b>	312	23,9	22,4	73,7	79	5
	01/10 -	R	V	<b>142.1452</b>	300	20	18,4	66	75	5
xDrive 25i	01/10 -	F	V	<b>142.1165</b>	330	24	22,4	73	79	5
	01/10 -	R	V	<b>142.1452</b>	300	20	18,4	66	75	5
xDrive 28i	10/09 -	F	V	<b>142.1434</b>	348	30	28	73,2	79	5
	10/09 -	R	V	<b>142.1164</b>	336	22	20,4	67	75	5
sDrive 18d	10/09 -	F	V	<b>142.1523</b>	312	23,9	22,4	73,7	79	5



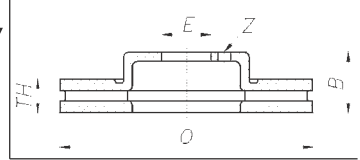
www.intercar.org

142 -&gt; HPD for high performance discs

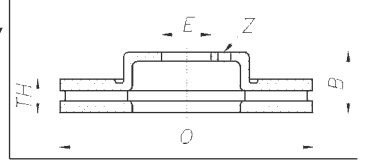
142 -&gt; HPD per dischi freno ad alte prestazioni



BMW



Model	Year	F R	V D	CAR	Ø	TH	min TH	B	E	Z
sDrive 20d	10/09 -	R	V	<b>142.1452</b>	300	20	18,4	66	75	5
	10/09 -	F	V	<b>142.1523</b>	312	23,9	22,4	73,7	79	5
	10/09 -	R	V	<b>142.1452</b>	300	20	18,4	66	75	5
xDrive 18d	10/09 -	F	V	<b>142.1523</b>	312	23,9	22,4	73,7	79	5
	10/09 -	R	V	<b>142.1452</b>	300	20	18,4	66	75	5
xDrive 20d	10/09 -	F	V	<b>142.1523</b>	312	23,9	22,4	73,7	79	5
	10/09 -	R	V	<b>142.1452</b>	300	20	18,4	66	75	5
xDrive 23d	10/09 -	F	V	<b>142.1165</b>	330	24	22,4	73	79	5
	10/09 -	R	V	<b>142.1452</b>	300	20	18,4	66	75	5
<b>X3 (E83) 04</b>										
2.0i	07/05 -	F	V	<b>142.1055</b>	325	25	23,4	62	75	5
2.5 si	09/06 -	F	V	<b>142.1055</b>	325	25	23,4	62	75	5
2.5i	01/04 -	F	V	<b>142.1055</b>	325	25	23,4	62	75	5
3.0 sd	09/06 -	F	V	<b>142.089</b>	332	30	28,4	62	75	5
3.0 si	09/06 -	F	V	<b>142.1055</b>	325	25	23,4	62	75	5
3.0i	01/04 -	F	V	<b>142.1055</b>	325	25	23,4	62	75	5
xDrive 20i	09/08 -	F	V	<b>142.1055</b>	325	25	23,4	62	75	5
xDrive 25i	09/08 -	F	V	<b>142.1055</b>	325	25	23,4	62	75	5
xDrive 30i	09/08 -	F	V	<b>142.1055</b>	325	25	23,4	62	75	5
2.0 D	01/04 -	F	V	<b>142.1055</b>	325	25	23,4	62	75	5
3.0 D	01/04 -	F	V	<b>142.1055</b>	325	25	23,4	62	75	5
xDrive 18d	09/08 -	F	V	<b>142.1055</b>	325	25	23,4	62	75	5
xDrive 20d	09/08 -	F	V	<b>142.1055</b>	325	25	23,4	62	75	5
xDrive 30d	09/08 -	F	V	<b>142.1055</b>	325	25	23,4	62	75	5
xDrive 35d	09/08 -	F	V	<b>142.089</b>	332	30	28,4	62	75	5
All Models	01/04 -	R	V	<b>142.1056</b>	320	22	20,4	80	75	5
<b>X3 (F25) 10</b>										
xDrive 28i	04/11 -	F	V	<b>142.1661</b>	328	28	26,4	73,1	75	5
xDrive 35i	09/10 -	F	V	<b>142.1661</b>	328	28	26,4	73,1	75	5
xDrive 20d	09/10 -	F	V	<b>142.1661</b>	328	28	26,4	73,1	75	5
xDrive 30d	05/11 -	F	V	<b>142.1661</b>	328	28	26,4	73,1	75	5
All Models	05/11 -	R	V	<b>142.1662</b>	330	20	18,4	71	75	5
<b>X5 (E53) 00</b>										
3.0i	07/00 -	F	V	<b>142.089</b>	332	30	28,4	62	75	5
4.4i	07/00 -	F	V	<b>142.089</b>	332	30	28,4	62	75	5
4.6 is	02/02 -	F	V	<b>142.075</b>	356	36	34,4	62	75	5
	02/02 -	R	V	<b>142.065</b>	324	20	18,4	80	75	5
4.8 is	04/04 -	F	V	<b>142.075</b>	356	36	34,4	62	75	5
	04/04 -	R	V	<b>142.065</b>	324	20	18,4	80	75	5
3.0 TDS	04/00 -	F	V	<b>142.089</b>	332	30	28,4	62	75	5
All Models	exc. 4.6-4.8 04/00 -	R		<b>142.090</b>	324	12	10,4	80	75	5
<b>X5 (E70) 07</b>										
3.0 si	02/07 -	F	V	<b>142.1464</b>	348	30	28,4	62,1	75	5
	USA 02/07 -	F	V	<b>142.1490</b>	332	30	28,4	62	75	5
4.8i	02/07 -	R	V	<b>142.1465</b>	320	20	18,4	78,5	75	5
	02/07 -	F	V	<b>142.1561</b>	365	36	34,4	62	75	5
	USA 02/07 -	F	V	<b>142.1464</b>	348	30	28,4	62,1	75	5
xDrive 30i	02/07 -	R	V	<b>142.1466</b>	345	24	22,4	78,5	75	5
	09/08 -	F	V	<b>142.1464</b>	348	30	28,4	62,1	75	5
	USA 09/08 -	F	V	<b>142.1490</b>	332	30	28,4	62	75	5
xDrive 35i	09/08 -	R	V	<b>142.1465</b>	320	20	18,4	78,5	75	5
	09/08 -	F	V	<b>142.1464</b>	348	30	28,4	62,1	75	5
	USA 09/08 -	F	V	<b>142.1490</b>	332	30	28,4	62	75	5
xDrive 48i	09/08 -	R	V	<b>142.1465</b>	320	20	18,4	78,5	75	5
	09/08 -	F	V	<b>142.1561</b>	365	36	34,4	62	75	5
	USA 09/08 -	F	V	<b>142.1464</b>	348	30	28,4	62,1	75	5
3.0 D	09/08 -	R	V	<b>142.1466</b>	345	24	22,4	78,5	75	5
	02/07 -	F	V	<b>142.1464</b>	348	30	28,4	62,1	75	5
	02/07 -	R	V	<b>142.1465</b>	320	20	18,4	78,5	75	5
3.0 sd	02/07 -	F	V	<b>142.1561</b>	365	36	34,4	62	75	5
	02/07 -	R	V	<b>142.1466</b>	345	24	22,4	78,5	75	5
xDrive 30d	09/08 -	F	V	<b>142.1464</b>	348	30	28,4	62,1	75	5

**BMW**

Model	Year	F R	V D	<b>CAR</b>	Ø	TH	min TH	B	E	Z
	09/08 -	<b>R</b>	V	<b>142.1465</b>	320	20	18,4	78,5	75	5
xDrive 35d	09/08 -	<b>F</b>	V	<b>142.1561</b>	365	36	34,4	62	75	5
	09/08 -	<b>R</b>	V	<b>142.1466</b>	345	24	22,4	78,5	75	5
xDrive 40d	09/08 -	<b>F</b>	V	<b>142.1464</b>	348	30	28,4	62,1	75	5
	09/08 -	<b>R</b>	V	<b>142.1465</b>	320	20	18,4	78,5	75	5
<b>X6 (E71-72) 08</b>										
35i	05/08 -	<b>F</b>	V	<b>142.1464</b>	348	30	28,4	62,1	75	5
	05/08 -	<b>R</b>	V	<b>142.1465</b>	320	20	18,4	78,5	75	5
50i	05/08 -	<b>F</b>	V	<b>142.1467</b>	385	36	34,4	62	75	5
	05/08 -	<b>F</b>	V	<b>142.1468</b>	385	36	34,4	62	75	5
	05/08 -	<b>R</b>	V	<b>142.1469</b>	385	24	22,4	78,5	75	5
xDrive 35i	09/08 -	<b>F</b>	V	<b>142.1464</b>	348	30	28,4	62,1	75	5
	09/08 -	<b>R</b>	V	<b>142.1466</b>	345	24	22,4	78,5	75	5
xDrive 50i	09/08 -	<b>R</b>	V	<b>142.1466</b>	345	24	22,4	78,5	75	5
30 D	05/08 -	<b>F</b>	V	<b>142.1464</b>	348	30	28,4	62,1	75	5
	05/08 -	<b>R</b>	V	<b>142.1465</b>	320	20	18,4	78,5	75	5
35 D	05/08 -	<b>F</b>	V	<b>142.1464</b>	348	30	28,4	62,1	75	5
	05/08 -	<b>R</b>	V	<b>142.1466</b>	345	24	22,4	78,5	75	5
xDrive 30d	09/08 -	<b>F</b>	V	<b>142.1464</b>	348	30	28,4	62,1	75	5
	09/08 -	<b>R</b>	V	<b>142.1465</b>	320	20	18,4	78,5	75	5
xDrive 35d	09/08 -	<b>F</b>	V	<b>142.1464</b>	348	30	28,4	62,1	75	5
	09/08 -	<b>R</b>	V	<b>142.1466</b>	345	24	22,4	78,5	75	5
xDrive 40d	10/10 -	<b>F</b>	V	<b>142.1464</b>	348	30	28,4	62,1	75	5
	10/10 -	<b>R</b>	V	<b>142.1465</b>	320	20	18,4	78,5	75	5
ActiveHybrid	10/10 -	<b>R</b>	V	<b>142.1466</b>	345	24	22,4	78,5	75	5
All Models	with 365 mm Discs	<b>F</b>	V	<b>142.1561</b>	365	36	34,4	62	75	5

## BPW Trailer

### Trailer

SH-SB 4345	with ABS		V	<b>150.400</b>	430	45	37	159,5	290	10
SHSF-SB 4345 ECO MAXX	without ABS 9 ton.		V	<b>150.390</b>	430	45	37	159,5	290	10
SKH-SB 3745	with ABS		V	<b>150.385</b>	377	45	40	164,5		10
	with ABS	01/98	V	<b>150.406</b>	376	45	40	160		10
	without ABS		V	<b>150.375</b>	377	45	40	159,5	230	8
	without ABS		V	<b>150.405</b>	376	45	40	160		10
SKH-SB 3745 ECO MAXX	with ABS		V	<b>150.370</b>	377	45	37	159,5	290	10
	with ABS 9 ton.		V	<b>150.376</b>	377	45	40	159,5	230	8
	without ABS		V	<b>150.380</b>	377	45	37	159,5	290	10
SKH-SB 3745 ECO PLUS	exc. ring ABS		V	<b>150.395</b>	377	45	37	169,5	290	10

## BREDA MENARINI Bus

### Breda

I210		F	V	<b>151.100</b>	425	45	42	159,5	215	10
I330		F	V	<b>151.100</b>	425	45	42	159,5	215	10
S210		F	V	<b>151.100</b>	425	45	42	159,5	215	10
S330		F	V	<b>151.100</b>	425	45	42	159,5	215	10
U210		F	V	<b>151.100</b>	425	45	42	159,5	215	10
U330		F	V	<b>151.100</b>	425	45	42	159,5	215	10

### Menarini

		F	V	<b>151.470</b>	436	45	37	131	196,1	12
L110		F	V	<b>151.500</b>	412	42	38	45	160	12
M101 GT		F	V	<b>151.500</b>	412	42	38	45	160	12
M201		F	V	<b>151.500</b>	412	42	38	45	160	12
M220		F	V	<b>151.500</b>	412	42	38	45	160	12
M230		F	V	<b>151.490</b>	354	40	36	83,5	142	16

### Sicca Inbus

166		F	V	<b>151.100</b>	425	45	42	159,5	215	10
177		F	V	<b>151.100</b>	425	45	42	159,5	215	10
178		F	V	<b>151.100</b>	425	45	42	159,5	215	10
283		F	V	<b>151.100</b>	425	45	42	159,5	215	10
286		F	V	<b>151.100</b>	425	45	42	159,5	215	10
383		F	V	<b>151.100</b>	425	45	42	159,5	215	10

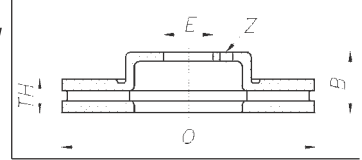
[www.intercar.org](http://www.intercar.org)

142 -&gt; HPD for high performance discs

142 -&gt; HPD per dischi freno ad alte prestazioni



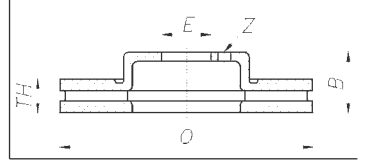
# BREMACH



Model	Year	F R	V D	CAR	Ø	TH	min TH	B	E	Z	
<b>BREMACH Light commercial</b>											
<b>Job 35</b>											
2.2-2.6-3.0	01/95 -	F		<b>142.1003</b>	300	12	10	70,5	112	6	
<b>CARDI Trailer</b>											
<b>Trailer</b>											
All Models			V	<b>150.340</b>	430	45	37	132,5	211,1	10	
<b>CHEVROLET - DAEWOO</b>											
<b>Aveo I (T200-T250) 05</b>											
1.2	03/06 -	F	V	<b>142.504</b> •	236	20	17	41	60	4	
1.4	03/06 -	F	V	<b>142.504</b> •	236	20	17	41	60	4	
1.5	05/05 -	F	V	<b>142.504</b> •	236	20	17	41	60	4	
<b>Aveo II (T200-T250) 08</b>											
1.2	04/08 -	F	V	<b>142.504</b> •	236	20	17	41	60	4	
1.4	04/08 -	F	V	<b>142.504</b> •	236	20	17	41	60	4	
<b>Aveo III (T300) 11</b>											
1.2	03/11 -	F	V	<b>142.504</b> •	236	20	17	41	60	4	
1.4	07/11 -	F	V	<b>142.504</b> •	236	20	17	41	60	4	
1.6	03/11 -	F	V	<b>142.1554</b>	276	26	23	45,5	60	5	
All Models	with 276 mm Discs	03/11 -	F	V	<b>142.1554</b>	276	26	23	45,5	60	5
<b>Cruze</b>											
1.6	05/09 -	F	V	<b>142.1554</b>	276	26	23	45,5	60	5	
1.6 EcoLogic	05/09 -	F	V	<b>142.1554</b>	276	26	23	45,5	60	5	
1.8	05/09 -	F	V	<b>142.1554</b>	276	26	23	45,5	60	5	
2.0 CDI	05/09 -	F	V	<b>142.1554</b>	276	26	23	45,5	60	5	
All Models	with 300 mm Discs	12/09 -	F	V	<b>142.1555</b>	300	26	23	45,5	70,7	5
	with 268 mm Discs	05/09 -	R		<b>142.1557</b>	268	12	10	45	60	5
	with 292 mm Discs	12/09 -	R		<b>142.1556</b>	292	12	10	45	70,7	5
<b>Epica</b>											
2.0 24V	06/06 -	F	V	<b>142.1297</b>	277,5	24	22	47,5	60	4	
2.5 24V	06/06 -	F	V	<b>142.1297</b>	277,5	24	22	47,5	60	4	
2.0 D	01/07	F	V	<b>142.1297</b>	277,5	24	22	47,5	60	4	
All Models		06/06 -	R		<b>142.1291</b>	276	12	10,5	58,5	60	4
<b>Espero</b>											
1.5i	02/95 -	F	V	<b>142.508</b> •	256	24	21	41	60	4	
1.8i	02/95 -	F	V	<b>142.508</b> •	256	24	21	41	60	4	
2.0i	02/95 -	F	V	<b>142.508</b> •	256	24	21	41	60	4	
<b>Evanda</b>											
2.0i 16V	08/02 -	F	V	<b>142.347</b>	256	24	21	47	60	4	
<b>GEO Metro</b>											
Turbo	01/89 - 10/94	F	V	<b>142.965</b>	231	17	15	50	64	4	
All Models		11/94 -	F	V	<b>142.965</b>	231	17	15	50	64	4
	exc. Turbo	01/89 - 10/94	F		<b>142.954</b>	215	10	8	33	86	4
<b>GEO Prizm</b>											
All Models	exc. Twin Cam	01/89 - 11/92	F	V	<b>142.978</b>	238	18	17	48,2	54	4
	exc. Twin Cam	12/92 -	F	V	<b>142.984</b> •	255	22	20	48,1	55	4
<b>GEO Tracker</b>											
All Models		03/89 -	F		<b>142.953</b>	290	10	8	46	107	5
<b>Kalos</b>											
1.2	CHEVROLET brand	03/05 -	F	V	<b>142.504</b> •	236	20	17	41	60	4
	DAEWOO brand	03/05 -	F	V	<b>142.1654</b>	236	20	18	41	59	4
1.4	CHEVROLET brand	01/02 -	F	V	<b>142.504</b> •	236	20	17	41	60	4
	DAEWOO brand	01/02 -	F	V	<b>142.1654</b>	236	20	18	41	59	4
1.4 16V	CHEVROLET brand	03/05 -	F	V	<b>142.504</b> •	236	20	17	41	60	4
	DAEWOO brand	03/05 -	F	V	<b>142.1654</b>	236	20	18	41	59	4
<b>Lacetti</b>											
1.4 16V		03/05 -	F	V	<b>142.347</b>	256	24	21	47	60	4
1.6		03/05 -	F	V	<b>142.347</b>	256	24	21	47	60	4
1.8		03/05 -	F	V	<b>142.347</b>	256	24	21	47	60	4
All Models		03/05 -	R		<b>142.1545</b>	257,5	10,7	9	57,4	60	4



# CHEVROLET-DAEWOO



Model	Year	F R	V D	CAR	Ø	TH	min TH	B	E	Z	
<b>Lanos</b>											
1.3i	09/97 -	F	V	<b>142.504</b> •	236	20	17	41	60	4	
1.5i	09/97 -	F	V	<b>142.508</b> •	256	24	21	41	60	4	
1.6i 16V	09/97 -	F	V	<b>142.508</b> •	256	24	21	41	60	4	
<b>Leganza</b>											
2.0i 16V	06/97 -	F	V	<b>142.992</b>	256	24	21	46,8	60	5	
2.2i 16V	06/97 -	F	V	<b>142.992</b>	256	24	21	46,8	60	5	
All Models	06/97 -	R		<b>142.993</b>	258	10,3	8	64,7	57	5	
<b>Matiz I</b>											
0.8i S	10/98 - 03/05	F		<b>142.990</b> •	236	12,7	11	35,5	86	4	
1.0i SE	01/03 - 03/05	F		<b>142.990</b> •	236	12,7	11	35,5	86	4	
<b>Matiz II</b>											
0.8i S	04/05 -	F		<b>142.990</b> •	236	12,7	11	35,5	86	4	
1.0i SE	04/05 -	F		<b>142.990</b> •	236	12,7	11	35,5	86	4	
<b>Nexia</b>											
1.5i 16V GLX/GTX	66 Kw	02/95 -	F	V	<b>142.508</b> •	256	24	21	41	60	4
1.5i GL	55 Kw	02/95 -	F	V	<b>142.504</b> •	236	20	17	41	60	4
1.8i		10/95 -	F	V	<b>142.508</b> •	256	24	21	41	60	4
<b>Nubira/SW</b>											
1.6i 16V		09/97 -	F	V	<b>142.991</b> •	256	24	22	47	60	4
2.0i 16V		09/97 -	F	V	<b>142.991</b> •	256	24	22	47	60	4
All Models		09/97 -	R		<b>142.349</b>	258	10,3	8	64,7	57	4
<b>Nubira/SW 05</b>											
1.6i 16V		03/05 -	F	V	<b>142.991</b> •	256	24	22	47	60	4
1.8i 16V		08/05 -	F	V	<b>142.991</b> •	256	24	22	47	60	4
2.0 D		01/07 -	F	V	<b>142.991</b> •	256	24	22	47	60	4
All Models		03/05 -	R		<b>142.1545</b>	257,5	10,7	9	57,4	60	4
<b>Orlando</b>											
1.8		02/11 -	F	V	<b>142.1555</b>	300	26	23	45,5	70,7	5
2.0		02/11 -	F	V	<b>142.1555</b>	300	26	23	45,5	70,7	5
All Models		02/11 -	R		<b>142.1556</b>	292	12	10	45	70,7	5
<b>Spark 05</b>											
0.8		05/05 -	F		<b>142.990</b> •	236	12,7	11	35,5	86	4
1.0 SX		05/05 -	F		<b>142.990</b> •	236	12,7	11	35,5	86	4
<b>Spark (M300) 10</b>											
1.0		03/10 -	F	V	<b>142.1654</b>	236	20	18	41	59	4
1.2		03/10 -	F	V	<b>142.1654</b>	236	20	18	41	59	4
<b>Sprint - Turbo</b>											
All Models		11/94 - 01/89	F		<b>142.954</b>	215	10	8	33	86	4
<b>Tacuma</b>											
1.6i 16V		01/00 -	F	V	<b>142.347</b>	256	24	21	47	60	4
1.8i 16V		01/00 -	F	V	<b>142.347</b>	256	24	21	47	60	4
2.0i 16V		01/00 -	F	V	<b>142.347</b>	256	24	21	47	60	4
<b>CHEVROLET - DAEWOO Mpv - Suv - Off road</b>											
<b>Captiva</b>											
2.0 16V		06/06 -	F	V	<b>142.1343</b>	296	29	27,4	51,5	70,5	5
2.4 16V		06/06 -	F	V	<b>142.1343</b>	296	29	27,4	51,5	70,5	5
2.4 16V 4WD		06/06 -	F	V	<b>142.1343</b>	296	29	27,4	51,5	70,5	5
3.2 V6 4WD		06/06 -	F	V	<b>142.1343</b>	296	29	27,4	51,5	70,5	5
2.0 16V VCDI		09/07 -	F	V	<b>142.1343</b>	296	29	27,4	51,5	70,5	5
2.0 16V VCDI 4WD		10/06 -	F	V	<b>142.1343</b>	296	29	27,4	51,5	70,5	5
2.2 16V VCDI		03/11 -	F	V	<b>142.1343</b>	296	29	27,4	51,5	70,5	5
2.2 16V VCDI 4WD		03/11 -	F	V	<b>142.1343</b>	296	29	27,4	51,5	70,5	5
All Models		06/06 -	R	V	<b>142.1344</b>	303	20	18,4	71,6	70,7	5
<b>CHRYSLER</b>											
<b>300 C</b>											
All Models	CRD system	09/05 -	F	V	<b>142.1446</b>	345	28	26	57	73	5
	SRT8 system	09/05 -	F	V	<b>142.1448</b>	360	32	30	58,3	72,4	5
	CRD system	09/05 -	R	V	<b>142.1447</b>	320	22	20	69	73	5
	SRT8 system	09/05 -	R	V	<b>142.1449</b>	350	28	26	68	72,4	5



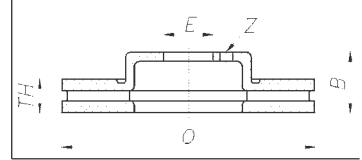
www.intercar.org

142 -> HPD for high performance discs

142 -> HPD per dischi freno ad alte prestazioni



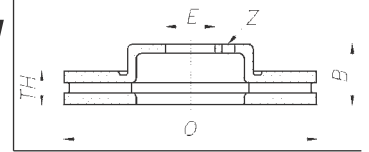
# CHRYSLER



Model	Year	F R	V D	CAR	Ø	TH	min TH	B	E	Z	
<b>Crossfire</b>											
3.2	07/03 -	F	V	<b>142.388</b>	300	28	25,4	46,5	67	5	
	07/03 -	R		<b>142.444</b>	278	9	7,3	53,5	67	5	
3.2 Roadster	05/04 -	F	V	<b>142.388</b>	300	28	25,4	46,5	67	5	
	05/04 -	R		<b>142.444</b>	278	9	7,3	53,5	67	5	
SRT-6	09/04 -	F	V	<b>142.1610</b>	330	32	29,4	46,5	67	5	
	09/04 -	R	V	<b>142.1245</b>	300	22	19,4	53,5	67	5	
SRT-6 Roadster	09/04 -	F	V	<b>142.1610</b>	330	32	29,4	46,5	67	5	
	09/04 -	R	V	<b>142.1245</b>	300	22	19,4	53,5	67	5	
<b>Grand Voyager</b>											
2.8 16V CRDI	05/08 -	F	V	<b>142.1516</b>	302	28	26	39	72,5	5	
	05/08 -	R		<b>142.1517</b>	305	12	10	35	72	5	
All Models	01/96 - 05/01	F	V	<b>142.480</b> •	282,5	24	22,4	38	73,5	5	
	15" wheels	02/91 - 12/95	F	V	<b>142.147</b> •	282,5	24	22,4	38	73,5	5
	with ABS	06/01 -	F	V	<b>142.336</b>	302	28	26,5	39	73,5	5
	without ABS	06/01 -	F	V	<b>142.346</b>	281	28	25,3	38	73,5	5
		06/01 -	R		<b>142.337</b>	290	12,5	10	56	72	5
<b>Neon I</b>											
1.8 16V	05/94 - 08/99	F	V	<b>142.481</b>	257	20	18,4	38	61	5	
2.0 16V	05/94 - 08/99	F	V	<b>142.481</b>	257	20	18,4	38	61	5	
All Models	05/94 - 08/99	R		<b>142.482</b>	270	9	7,3	53,2	57,4	5	
<b>Neon II</b>											
1.6	11/01 -	F	V	<b>142.481</b>	257	20	18,4	38	61	5	
2.0 16V	08/99 -	F	V	<b>142.481</b>	257	20	18,4	38	61	5	
2.0 16V R/T	11/01 -	F	V	<b>142.481</b>	257	20	18,4	38	61	5	
All Models	08/99 -	R		<b>142.482</b>	270	9	7,3	53,2	57,4	5	
<b>PT Cruiser</b>											
1.6	02/00 -	F	V	<b>142.339</b> •	280	23	21,4	39,2	61	5	
2.0	02/00 -	F	V	<b>142.339</b> •	280	23	21,4	39,2	61	5	
2.4 16V	02/00 -	F	V	<b>142.339</b> •	280	23	21,4	39,2	61	5	
2.4 Cabriolet	03/04 -	F	V	<b>142.339</b> •	280	23	21,4	39,2	61	5	
2.4 Cabriolet GT	03/04 -	F	V	<b>142.339</b> •	280	23	21,4	39,2	61	5	
2.2 CRD	02/00 -	F	V	<b>142.339</b> •	280	23	21,4	39,2	61	5	
	02/00 -	R		<b>142.345</b>	270	12	10	53	73,4	5	
All Models	exc. 2.2 CRD	02/00 -	R	<b>142.482</b>	270	9	7,3	53,2	57,4	5	
<b>Sebring</b>											
2.0	04/01 -	F	V	<b>142.1358</b>	282,5	23	21,4	32,4	61	5	
2.0 CRD	07/07 -	F	V	<b>142.1476</b>	294	26	24	45,7	69	5	
	07/07 -	R		<b>142.1478</b>	302	10	8,5	62	80	5	
2.4	04/01 -	F	V	<b>142.1358</b>	282,5	23	21,4	32,4	61	5	
2.7 V6 24V	04/01 -	F	V	<b>142.1358</b>	282,5	23	21,4	32,4	61	5	
All Models	04/01 -	R		<b>142.482</b>	270	9	7,3	53,2	57,4	5	
<b>Stratus</b>											
2.0 LE	12/95 - 04/01	F	V	<b>142.1358</b>	282,5	23	21,4	32,4	61	5	
2.5 LX V6	12/95 - 04/01	F	V	<b>142.1358</b>	282,5	23	21,4	32,4	61	5	
2.5 V6	12/95 -	F	V	<b>142.1358</b>	282,5	23	21,4	32,4	61	5	
All Models	12/95 - 04/01	R		<b>142.482</b>	270	9	7,3	53,2	57,4	5	
<b>Voyager</b>											
All Models	01/96 - 05/01	F	V	<b>142.480</b> •	282,5	24	22,4	38	73,5	5	
	15" wheels	02/91 - 12/95	F	V	<b>142.147</b> •	282,5	24	22,4	38	73,5	5
	with ABS	06/01 -	F	V	<b>142.336</b>	302	28	26,5	39	73,5	5
	without ABS	06/01 -	F	V	<b>142.346</b>	281	28	25,3	38	73,5	5
		06/01 -	R		<b>142.337</b>	290	12,5	10	56	72	5
<b>CITROEN</b>											
<b>2 CV</b>											
2 CV Charleston	Ch 1666-	- 12/90	F		<b>142.129</b> •	244	7	6,3	47	86,7	6
2 CV Club	Ch 1666-	- 12/90	F		<b>142.129</b> •	244	7	6,3	47	86,7	6
2 CV Special	Ch 1666-	- 12/90	F		<b>142.129</b> •	244	7	6,3	47	86,7	6
<b>Ami 8</b>											
0.6		08/69 - 12/78	F		<b>142.129</b> •	244	7	6,3	47	86,7	6



# CITROËN



Model		Year	F R	V D	CAR	Ø	TH	min TH	B	E	Z
<b>AX</b>											
1.0	30 Kw	09/86 - 12/88	F		<b>142.141</b> •	238	8	6	29	57	3
	33 Kw	06/88 - 12/94	F		<b>142.141</b> •	238	8	6	29	57	3
1.0i	37 Kw	11/92 - 03/97	F		<b>142.141</b> •	238	8	6	29	57	3
1.1	40 Kw	09/86 - 12/91	F		<b>142.141</b> •	238	8	6	29	57	3
1.1i	44 Kw	10/89 - 12/91	F		<b>142.141</b> •	238	8	6	29	57	3
1.3 Sport	Ch -4073	04/87 -	F		<b>142.156</b>	238	10	9	29	57	3
	Ch 4074-	- 12/88	F		<b>142.143</b> •	258	10	9	29	57	3
1.4	44 Kw	09/86 - 12/88	F		<b>142.141</b> •	238	8	6	29	57	3
	49 Kw	06/88 - 12/89	F		<b>142.141</b> •	238	8	6	29	57	3
1.4 GT	62 Kw Ch -4437	09/87 -	F		<b>142.156</b>	238	10	9	29	57	3
	62 Kw Ch 4438-	- 12/89	F		<b>142.143</b> •	258	10	9	29	57	3
1.4 GTI	66 Kw	08/91 - 09/94	F	V	<b>142.530</b> •	247,5	20,4	18,5	34,2	66	4
	69 Kw	06/91 - 09/94	F	V	<b>142.530</b> •	247,5	20,4	18,5	34,2	66	4
1.4i	55 Kw Ch -5277	03/89 -	F		<b>142.141</b> •	238	8	6	29	57	3
	55 Kw Ch 5278-	- 09/94	F		<b>142.133</b> •	247	10	9	32,5	57	3
1.4 D	Ch -5277	09/88 -	F		<b>142.141</b> •	238	8	6	29	57	3
	Ch 5278-	- 06/92	F		<b>142.133</b> •	247	10	9	32,5	57	3
1.5 D		08/94 - 08/96	F		<b>142.133</b> •	247	10	9	32,5	57	3
<b>Axel</b>											
1.1		03/84 - 11/90	R		<b>142.155</b>	208	7	6,3	11	78,1	3
1.3		03/84 - 11/90	R		<b>142.155</b>	208	7	6,3	11	78,1	3
<b>Berlingo 08</b>											
1.6		04/08 -	F	V	<b>142.476</b> •	266	22	20	34,3	66	4
1.6 HDI		04/08 -	F	V	<b>142.476</b> •	266	22	20	34,3	66	4
All Models	with 283 mm Discs	04/08 -	F	V	<b>142.477</b> •	283	26	24	34,2	66	4
		04/08 -	R		<b>142.478</b> •	247	9	8	35	71	4
<b>BX</b>											
1.1		01/86 - 12/91	F		<b>142.528</b>	266	10	8	27	66	4
1.4		09/82 - 12/93	F		<b>142.528</b>	266	10	8	27	66	4
1.6		09/82 - 12/93	F		<b>142.528</b>	266	10	8	27	66	4
1.9	70 Kw	02/88 - 12/93	F		<b>142.528</b>	266	10	8	27	66	4
	75 Kw	09/85 - 12/93	F		<b>142.528</b>	266	10	8	27	66	4
	77 Kw	10/84 - 08/85	F		<b>142.528</b>	266	10	8	27	66	4
1.9 GTI	88 Kw	09/88 - 12/93	F		<b>142.528</b>	266	10	8	27	66	4
	90 Kw	06/86 - 08/88	F		<b>142.528</b>	266	10	8	27	66	4
1.9 GTI 16V	108 Kw	09/88 - 12/93	F	V	<b>142.531</b> •	266	20,5	18,5	27,3	66	4
	116 Kw	09/87 - 08/88	F	V	<b>142.531</b> •	266	20,5	18,5	27,3	66	4
1.7 D	47 Kw	09/82 - 08/89	F		<b>142.528</b>	266	10	8	27	66	4
	52 Kw	09/89 - 12/92	F		<b>142.528</b>	266	10	8	27	66	4
1.7 TD		09/88 - 12/93	F		<b>142.528</b>	266	10	8	27	66	4
1.9 D	47 Kw	09/82 - 08/89	F		<b>142.528</b>	266	10	8	27	66	4
	52 Kw	09/89 - 12/92	F		<b>142.528</b>	266	10	8	27	66	4
All Models		09/82 - 12/93	R		<b>142.140</b> •	224	7	5	56,5	71	4
<b>C1</b>											
1.0		05/05 -	F	V	<b>142.1123</b>	247	20	18	35,4	55	4
1.4 HDI		05/05 -	F	V	<b>142.1123</b>	247	20	18	35,4	55	4
<b>C2 (JM_)</b>											
1.1		05/03 -	F		<b>142.152</b>	266	13	11	27,2	66	4
1.4		05/03 -	F		<b>142.152</b>	266	13	11	27,2	66	4
1.4 16V		06/06 -	F	V	<b>142.476</b> •	266	22	20	34,3	66	4
1.4 16V VTR		06/06 -	F	V	<b>142.476</b> •	266	22	20	34,3	66	4
1.6 16V		05/03 -	F	V	<b>142.476</b> •	266	22	20	34,3	66	4
1.6 16V VTS		02/05 -	F	V	<b>142.476</b> •	266	22	20	34,3	66	4
1.4 HDI		05/03 -	F		<b>142.152</b>	266	13	11	27,2	66	4
1.4 HDI VTR		06/06 -	F	V	<b>142.476</b> •	266	22	20	34,3	66	4
All Models		05/03 -	R		<b>142.478</b> •	247	9	8	35	71	4
<b>C3 (FC_)</b>											
1.1		05/02 -	F		<b>142.152</b>	266	13	11	27,2	66	4
1.4		05/02 -	F		<b>142.152</b>	266	13	11	27,2	66	4
1.4 16V		12/03 -	F	V	<b>142.476</b> •	266	22	20	34,3	66	4
1.6 16V/VTR		05/02 -	F	V	<b>142.476</b> •	266	22	20	34,3	66	4

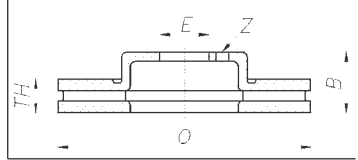


www.intercar.org  
 142 -> HPD for high performance discs  
 142 -> HPD per dischi freno ad alte prestazioni





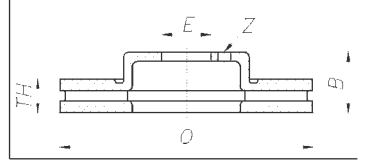
# CITROEN



Model	Year	F R	V D	CAR	Ø	TH	min TH	B	E	Z
automatic	05/02 -	F	V	<b>142.477</b> •	283	26	24	34,2	66	4
	05/02 -	R		<b>142.478</b> •	247	9	8	35	71	4
1.4 16V HDI	05/02 -	F	V	<b>142.476</b> •	266	22	20	34,3	66	4
	05/02 -	R		<b>142.478</b> •	247	9	8	35	71	4
1.4 HDI	05/02 -	F		<b>142.152</b>	266	13	11	27,2	66	4
1.6 16V HDI/VTR/XTR	exc. FAP	F	V	<b>142.476</b> •	266	22	20	34,3	66	4
	with FAP	F	V	<b>142.477</b> •	283	26	24	34,2	66	4
	05/02 -	R		<b>142.478</b> •	247	9	8	35	71	4
<b>C3 09</b>										
1.1	11/09 -	F	V	<b>142.476</b> •	266	22	20	34,3	66	4
1.4	11/09 -	F	V	<b>142.476</b> •	266	22	20	34,3	66	4
1.4 VTI 95	11/09 -	F	V	<b>142.476</b> •	266	22	20	34,3	66	4
1.6 HDI	11/09 -	F	V	<b>142.476</b> •	266	22	20	34,3	66	4
1.6 HDI 110	11/09 -	F	V	<b>142.477</b> •	283	26	24	34,2	66	4
1.6 VTI 120	11/09 -	F	V	<b>142.477</b> •	283	26	24	34,2	66	4
All Models	with bearings	R		<b>142.1316</b>	249	9	7	69	56	4
	without bearings	R		<b>142.1349</b>	249	9	7	69	56	4
<b>C3 Picasso 09</b>										
1.4	02/09 -	F	V	<b>142.476</b> •	266	22	20	34,3	66	4
1.6	02/09 -	F	V	<b>142.476</b> •	266	22	20	34,3	66	4
1.6 HDI	02/09 -	F	V	<b>142.476</b> •	266	22	20	34,3	66	4
All Models	with 283 mm Discs	F	V	<b>142.477</b> •	283	26	24	34,2	66	4
	with bearings	R		<b>142.1316</b>	249	9	7	69	56	4
	without bearings	R		<b>142.1349</b>	249	9	7	69	56	4
<b>C3 Pluriel</b>										
1.4	05/03 -	F	V	<b>142.476</b> •	266	22	20	34,3	66	4
1.6 16V	05/03 -	F	V	<b>142.476</b> •	266	22	20	34,3	66	4
	05/03 -	R		<b>142.478</b> •	247	9	8	35	71	4
1.4 HDI	solid Discs	F		<b>142.152</b>	266	13	11	27,2	66	4
	vented Discs	F	V	<b>142.476</b> •	266	22	20	34,3	66	4
<b>C4 (LC_) 05</b>										
1.4 16V	with ESP	F	V	<b>142.477</b> •	283	26	24	34,2	66	4
	without ESP	F	V	<b>142.476</b> •	266	22	20	34,3	66	4
1.6 16V/VTR	with ESP	F	V	<b>142.477</b> •	283	26	24	34,2	66	4
	without ESP	F	V	<b>142.476</b> •	266	22	20	34,3	66	4
2.0 16V	01/05 -	F	V	<b>142.1083</b>	302	26	24	34,2	66	4
1.6 16V HDI/VTR/VTS	with ESP	F	V	<b>142.477</b> •	283	26	24	34,2	66	4
	with ESP and automatic	F	V	<b>142.1083</b>	302	26	24	34,2	66	4
	without ESP	F	V	<b>142.476</b> •	266	22	20	34,3	66	4
2.0 16V HDI	01/05 -	F	V	<b>142.1083</b>	302	26	24	34,2	66	4
All Models	with bearings	R		<b>142.1084</b>	249	9	8	67	65	4
	without bearings	R		<b>142.1220</b>	249	9	8	67	65	4
<b>C4 (B7) 09</b>										
1.4 VTI 95	11/09 -	F	V	<b>142.476</b> •	266	22	20	34,3	66	4
1.6 HDI 110	11/09 -	F	V	<b>142.477</b> •	283	26	24	34,2	66	4
1.6 HDI 90	11/09 -	F	V	<b>142.476</b> •	266	22	20	34,3	66	4
1.6 THP 155	11/09 -	F	V	<b>142.1501</b>	302	26	24	34,2	66	4
1.6 VTI 120	11/09 -	F	V	<b>142.477</b> •	283	26	24	34,2	66	4
2.0 HDI 150	11/09 -	F	V	<b>142.1501</b>	302	26	24	34,2	66	4
All Models	with 340 mm Discs	F	V	<b>142.1671</b>	340	30	28	34,2	70,8	4
	with 290 mm Discs	R		<b>142.1672</b>	290	12	10	35,6	70,8	4
	with bearings	R		<b>142.1347</b>	249	9	8	73	55,8	4
	without bearings	R		<b>142.1346</b>	249	9	8	73	55,8	4
<b>C4 Picasso/Gran Picasso</b>										
1.8 16V	10/06 -	F	V	<b>142.477</b> •	283	26	24	34,2	66	4
2.0 16V	10/06 -	F	V	<b>142.477</b> •	283	26	24	34,2	66	4
1.6 16V HDI	10/06 -	F	V	<b>142.477</b> •	283	26	24	34,2	66	4
2.0 16V HDI	10/06 -	F	V	<b>142.477</b> •	283	26	24	34,2	66	4
All Models	with 302 mm Discs	F	V	<b>142.1083</b>	302	26	24	34,2	66	4
	with bearings	R		<b>142.1388</b>	268	12	10	73,2	55,2	4
	without bearings	R		<b>142.1387</b>	268	12	10	73,2	55,5	4



# CITROEN



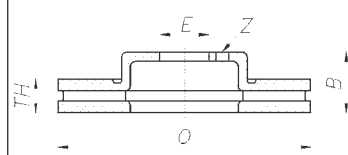
Model	Year	F R	V D	CAR	Ø	TH	min TH	B	E	Z	
<b>C5/SW (DC_-DE_) 01</b>											
1.8 16V	03/01 - 08/04	F	V	<b>142.476</b> •	266	22	20	34,3	66	4	
2.0 16V	03/01 - 08/04	F	V	<b>142.477</b> •	283	26	24	34,2	66	4	
2.0 16V HPI	03/01 - 08/04	F	V	<b>142.477</b> •	283	26	24	34,2	66	4	
3.0 V6 24V	03/01 - 08/04	F	V	<b>142.153</b>	288	28	26	34,2	66	4	
2.0 16V HDI	03/01 - 08/04	F	V	<b>142.477</b> •	283	26	24	34,2	66	4	
2.0 16V HDI bi-turbo	03/01 - 08/04	F	V	<b>142.153</b>	288	28	26	34,2	66	4	
2.2 16V HDI	03/01 - 08/04	F	V	<b>142.153</b>	288	28	26	34,2	66	4	
2.2 16V HDI bi-turbo	03/01 - 08/04	F	V	<b>142.153</b>	288	28	26	34,2	66	4	
All Models	03/01 - 08/04	R		<b>142.165</b> •	276	14	12	62	71	4	
<b>C5/SW (RC_-RE_) 04</b>											
1.8 16V	09/04 -	F	V	<b>142.476</b> •	266	22	20	34,3	66	4	
2.0 16V	09/04 -	F	V	<b>142.477</b> •	283	26	24	34,2	66	4	
3.0 V6	09/04 -	F	V	<b>142.153</b>	288	28	26	34,2	66	4	
1.6 HDI	09/04 -	F	V	<b>142.477</b> •	283	26	24	34,2	66	4	
2.0 HDI	09/04 -	F	V	<b>142.153</b>	288	28	26	34,2	66	4	
2.2 HDI	09/04 -	F	V	<b>142.153</b>	288	28	26	34,2	66	4	
All Models	09/04 -	R		<b>142.165</b> •	276	14	12	62	71	4	
<b>C5/SW (RD_-TD_) 08</b>											
1.8 16V	02/08 -	F	V	<b>142.1425</b>	304	28	26	48,5	71	5	
2.0 16V	02/08 -	F	V	<b>142.1425</b>	304	28	26	48,5	71	5	
3.0 V6	02/08 -	F	V	<b>142.1425</b>	304	28	26	48,5	71	5	
1.6 HDI	02/08 -	F	V	<b>142.1425</b>	304	28	26	48,5	71	5	
2.0 HDI	02/08 -	F	V	<b>142.1425</b>	304	28	26	48,5	71	5	
2.2 HDI	02/08 -	F	V	<b>142.1425</b>	304	28	26	48,5	71	5	
2.7 HDI	02/08 -	F	V	<b>142.1425</b>	304	28	26	48,5	71	5	
3.0 HDI	04/09 -	F	V	<b>142.1600</b>	340	30	28	48	71	5	
All Models	with 330 mm Discs	02/08 - 04/09	F	V	<b>142.1081</b>	330	30	28	48	71	5
	with 330 mm Discs	05/09 -	F	V	<b>142.1553</b>	330	30	28	48	71,1	5
	with 276 mm Discs	02/08 -	R		<b>142.165</b> •	276	14	12	62	71	4
	with 290 mm Discs	02/08 -	R		<b>142.1082</b>	290	12	10	35	71	5
<b>C6 (TD_)</b>											
3.0 V6 24V	09/05 - 07/07	F	V	<b>142.1081</b>	330	30	28	48	71	5	
2.2 16V HDI bi-turbo	06/06 - 07/07	F	V	<b>142.1081</b>	330	30	28	48	71	5	
2.7 V6 24V HDI bi-turbo	09/05 - 07/07	F	V	<b>142.1081</b>	330	30	28	48	71	5	
3.0 HDI	04/09 -	F	V	<b>142.1600</b>	340	30	28	48	71	5	
All Models	08/07 -	F	V	<b>142.1553</b>	330	30	28	48	71,1	5	
	09/05 -	R	V	<b>142.1386</b>	302	22	20	35	71	5	
<b>C8 (EA_-EB_)</b>											
2.0 16V	08/02 -	F	V	<b>142.205</b>	285	28	26	43,7	59	5	
2.2 16V	08/02 -	F	V	<b>142.205</b>	285	28	26	43,7	59	5	
3.0 V6 24V	08/02 -	F	V	<b>142.029</b>	310	32	30	43,5	59	5	
2.0 16V HDI	08/02 -	F	V	<b>142.205</b>	285	28	26	43,7	59	5	
2.2 16V HDI	08/02 -	F	V	<b>142.205</b>	285	28	26	43,7	59	5	
All Models	08/02 -	R		<b>142.206</b>	272	12	10	28	59	5	
<b>CX</b>											
2.0	07/74 - 07/91	F	V	<b>142.136</b> •	260	20	18	54	58	5	
2.2	02/74 - 09/89	F	V	<b>142.136</b> •	260	20	18	54	58	5	
2.3	02/74 - 09/89	F	V	<b>142.136</b> •	260	20	18	54	58	5	
2.5 GTI	100 Kw	02/74 - 09/89	F	V	<b>142.136</b> •	260	20	18	54	58	5
	89 Kw	02/74 - 09/89	F	V	<b>142.136</b> •	260	20	18	54	58	5
2.5 Turbo	115 Kw	02/74 - 09/89	F	V	<b>142.136</b> •	260	20	18	54	58	5
	122 Kw	02/74 - 09/89	F	V	<b>142.136</b> •	260	20	18	54	58	5
2.2 D	02/74 - 09/89	F	V	<b>142.136</b> •	260	20	18	54	58	5	
2.5 D	02/74 - 09/89	F	V	<b>142.136</b> •	260	20	18	54	58	5	
2.5 TD	02/74 - 09/89	F	V	<b>142.136</b> •	260	20	18	54	58	5	
All Models	09/77 - 08/98	R		<b>142.137</b> •	224	7	5	56,5	58	5	
<b>C-Zero</b>											
Elettric	10/10 -	F	V	<b>142.1717</b>	257	17	15	38,3	64	4	
<b>DS3</b>											
1.4 VTI	04/10 -	F	V	<b>142.476</b> •	266	22	20	34,3	66	4	
1.6 HDI 110/120/150	11/09 -	F	V	<b>142.477</b> •	283	26	24	34,2	66	4	



www.intercar.org  
 142 -> HPD for high performance discs  
 142 -> HPD per dischi freno ad alte prestazioni



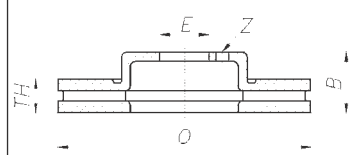
# CITROEN



Model	Year	F R	V D	CAR	Ø	TH	min TH	B	E	Z	
1.6 HDI 90	11/09 -	F	V	<b>142.476</b> •	266	22	20	34,3	66	4	
1.6 Racing	02/11 -	F	V	<b>142.477</b> •	283	26	24	34,2	66	4	
1.6 THP	04/10 -	F	V	<b>142.477</b> •	283	26	24	34,2	66	4	
1.6 VTI	04/10 -	F	V	<b>142.477</b> •	283	26	24	34,2	66	4	
All Models	with bearings	11/09 -	R	<b>142.1084</b>	249	9	8	67	65	4	
	without bearings	11/09 -	R	<b>142.1220</b>	249	9	8	67	65	4	
<b>DS4</b>											
1.6 THP	04/11 -	F	V	<b>142.1501</b>	302	26	24	34,2	66	4	
1.6 VTI	04/11 -	F	V	<b>142.477</b> •	283	26	24	34,2	66	4	
1.6 HDI 110	04/11 -	F	V	<b>142.477</b> •	283	26	24	34,2	66	4	
2.0 HDI	04/11 -	F	V	<b>142.1501</b>	302	26	24	34,2	66	4	
All Models	with 340 mm Discs	04/11 -	F	V	<b>142.1671</b>	340	30	28	34,2	70,8	4
	with 290 mm Discs	04/11 -	R	<b>142.1672</b>	290	12	10	35,6	70,8	4	
	with bearings	04/11 -	R	<b>142.1347</b>	249	9	8	73	55,8	4	
	without bearings	04/11 -	R	<b>142.1346</b>	249	9	8	73	55,8	4	
<b>DS5</b>											
1.6 THP	11/11 -	F	V	<b>142.1501</b>	302	26	24	34,2	66	4	
1.6 HDI	11/11 -	F	V	<b>142.1501</b>	302	26	24	34,2	66	4	
2.0 HDI	11/11 -	F	V	<b>142.1501</b>	302	26	24	34,2	66	4	
All Models	with 340 mm Discs	11/11 -	F	V	<b>142.1671</b>	340	30	28	34,2	70,8	4
	with 268 mm Discs	11/11 -	R	<b>142.1387</b>	268	12	10	73,2	55,5	4	
	with 290 mm Discs	11/11 -	R	<b>142.1672</b>	290	12	10	35,6	70,8	4	
<b>Dyane</b>											
0.6	08/77 - 07/83	F		<b>142.129</b> •	244	7	6,3	47	86,7	6	
<b>Evasion</b>											
1.8i	BENDIX system	02/96 -	F	V	<b>142.194</b> •	257,5	20	18,2	40,5	59	5
	LUCAS/GIRLING system	02/96 -	F	V	<b>142.408</b> •	281	26	24,2	43,7	59	5
	with ABS	02/96 -	R		<b>142.409</b>	295	10	8	56	59	5
2.0 16V	97 Kw	12/98 -	F	V	<b>142.408</b> •	281	26	24,2	43,7	59	5
	97 Kw with ABS	12/98 -	R		<b>142.409</b>	295	10	8	56	59	5
2.0 Turbo	108 Kw	06/94 -	F	V	<b>142.408</b> •	281	26	24,2	43,7	59	5
	108 Kw	06/94 -	R		<b>142.409</b>	295	10	8	56	59	5
2.0i	89 Kw	06/94 -	F	V	<b>142.408</b> •	281	26	24,2	43,7	59	5
	89 Kw with ABS	06/94 -	R		<b>142.409</b>	295	10	8	56	59	5
1.9 TD		02/95 -	F	V	<b>142.408</b> •	281	26	24,2	43,7	59	5
	with ABS	02/95 -	R		<b>142.409</b>	295	10	8	56	59	5
2.1 TD		05/96 -	F	V	<b>142.408</b> •	281	26	24,2	43,7	59	5
	without ABS	05/96 -	R		<b>142.409</b>	295	10	8	56	59	5
All Models	with rear Drums	06/94 -	R	D	<b>433.068</b>	255	67		85	59	5
<b>GS/GSA</b>											
All Models		08/70 - 07/86	R		<b>142.131</b>	178	7	6,3	14,5	45,6	4
<b>LN/LNA</b>											
0.6	BENDIX system	11/76 - 09/81	F		<b>142.555</b> •	241	10	9	39,5	62	3
	CITROEN system	10/81 - 12/86	F		<b>142.134</b> •	245	9	7	44	62	3
1.1		07/82 - 12/86	F		<b>142.134</b> •	245	9	7	44	62	3
<b>Mehari</b>											
All Models		01/77 - 12/87	F		<b>142.129</b> •	244	7	6,3	47	86,7	6
		01/77 - 12/87	R		<b>142.131</b>	178	7	6,3	14,5	45,6	4
<b>Nemo 08</b>											
1.4		02/08 -	F	V	<b>142.191</b> •	257	22	20,2	40,5	59	4
1.4 HDI		02/08 -	F	V	<b>142.191</b> •	257	22	20,2	40,5	59	4
All Models	manual	02/08 -	F	V	<b>142.419</b> •	284	22	20,2	43,5	59	4
<b>Saxo</b>											
1.0	3 holes Disc	02/96 -	F		<b>142.141</b> •	238	8	6	29	57	3
	4 holes Disc	02/96 -	F		<b>142.527</b> •	247	10	9	34,2	66	4
1.1	3 holes Disc	02/96 -	F		<b>142.141</b> •	238	8	6	29	57	3
	4 holes Disc	02/96 -	F		<b>142.527</b> •	247	10	9	34,2	66	4
1.4		02/96 -	F		<b>142.527</b> •	247	10	9	34,2	66	4
1.6 16V	87 Kw	07/96 -	F	V	<b>142.530</b> •	247,5	20,4	18,5	34,2	66	4
	87 Kw	07/96 -	R		<b>142.144</b> •	247	8	6	25,3	71,1	4
1.6 VTR/VTS		02/96 -	F	V	<b>142.530</b> •	247,5	20,4	18,5	34,2	66	4
		02/96 -	R		<b>142.144</b> •	247	8	6	25,3	71,1	4



# CITROEN



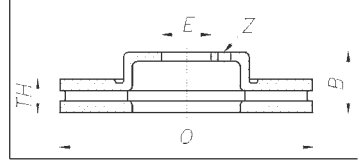
Model		Year	F	V	CAR	Ø	TH	min TH	B	E	Z
1.5 D		04/96 -	F		<b>142.527</b> •	247	10	9	34,2	66	4
<b>Visa</b>											
0.6	BENDIX system	09/78 - 12/89	F		<b>142.555</b> •	241	10	9	39,5	62	3
0.9	CITROEN system	11/83 - 12/89	F		<b>142.134</b> •	245	9	7	44	62	3
1.1	BENDIX system	09/78 - 04/81	F		<b>142.555</b> •	241	10	9	39,5	62	3
	CITROEN system	05/81 - 12/89	F		<b>142.134</b> •	245	9	7	44	62	3
1.2	CITROEN system	09/80 - 06/82	F		<b>142.134</b> •	245	9	7	44	62	3
1.4 Chrono	BENDIX system	03/82 - 12/89	F		<b>142.555</b> •	241	10	9	39,5	62	3
1.4 GT	BENDIX system	03/82 - 12/89	F		<b>142.555</b> •	241	10	9	39,5	62	3
1.4 RS	BENDIX system	03/82 - 12/89	F		<b>142.555</b> •	241	10	9	39,5	62	3
1.4 TRS	CITROEN system	07/84 - 12/87	F		<b>142.134</b> •	245	9	7	44	62	3
1.6 GTI		01/85 - 12/89	F	V	<b>142.529</b> •	247,5	20,5	18,5	44,3	66	4
<b>Xantia</b>											
1.6i		08/93 - 11/97	F	V	<b>142.531</b> •	266	20,5	18,5	27,3	66	4
1.8i	66-74 Kw	03/93 -	F	V	<b>142.531</b> •	266	20,5	18,5	27,3	66	4
1.8i 16V	81 Kw	09/95 -	F	V	<b>142.531</b> •	266	20,5	18,5	27,3	66	4
2.0i		03/93 - 11/97	F	V	<b>142.531</b> •	266	20,5	18,5	27,3	66	4
		12/97 -	F	V	<b>142.135</b> •	283	22	20	27,4	66,1	4
2.0i 16V	Ch -8000	01/98 - 10/98	F	V	<b>142.151</b> •	283	26	24,2	28,2	66	4
	Ch 8001-	11/98 -	F	V	<b>142.153</b>	288	28	26	34,2	66	4
	exc. Activa	03/93 - 12/97	F	V	<b>142.135</b> •	283	22	20	27,4	66,1	4
2.0i Turbo	108 Kw Ch -8000	09/95 - 10/98	F	V	<b>142.151</b> •	283	26	24,2	28,2	66	4
	108 Kw Ch 8001-	11/98 -	F	V	<b>142.153</b>	288	28	26	34,2	66	4
3.0i V6 24V		10/96 -	F	V	<b>142.153</b>	288	28	26	34,2	66	4
1.9 D	51 Kw	06/94 - 11/97	F	V	<b>142.531</b> •	266	20,5	18,5	27,3	66	4
1.9 S D	55 Kw	06/94 -	F	V	<b>142.531</b> •	266	20,5	18,5	27,3	66	4
1.9 TD	66 Kw Ch -7567	08/93 -	F	V	<b>142.135</b> •	283	22	20	27,4	66,1	4
	66 Kw Ch 7568-		F	V	<b>142.531</b> •	266	20,5	18,5	27,3	66	4
1.9 TD Aut.	66 Kw	11/98 -	F	V	<b>142.153</b>	288	28	26	34,2	66	4
2.0 HDI	66 Kw	12/97 -	F	V	<b>142.531</b> •	266	20,5	18,5	27,3	66	4
	80 Kw	12/97 -	F	V	<b>142.153</b>	288	28	26	34,2	66	4
2.1 TD	Ch -8000	09/95 - 10/98	F	V	<b>142.151</b> •	283	26	24,2	28,2	66	4
	Ch 8001-	11/98 -	F	V	<b>142.153</b>	288	28	26	34,2	66	4
All Models		03/93 -	R		<b>142.139</b>	224	9	7	57,5	71,1	4
<b>Xantia Break</b>											
1.8 16V	81 Kw	09/95 -	F	V	<b>142.531</b> •	266	20,5	18,5	27,3	66	4
1.8i	74 Kw with ABS	09/95 -	F	V	<b>142.135</b> •	283	22	20	27,4	66,1	4
	74 Kw without ABS	09/95 - 11/97	F	V	<b>142.531</b> •	266	20,5	18,5	27,3	66	4
2.0 16V		03/93 -	F	V	<b>142.135</b> •	283	22	20	27,4	66,1	4
2.0 Turbo	108 Kw Ch -8000	09/95 - 10/98	F	V	<b>142.151</b> •	283	26	24,2	28,2	66	4
2.0i		09/95 -	F	V	<b>142.135</b> •	283	22	20	27,4	66,1	4
2.0i Turbo	108 Kw Ch 8001-	11/98 -	F	V	<b>142.153</b>	288	28	26	34,2	66	4
3.0i V6 24V		10/96 -	F	V	<b>142.153</b>	288	28	26	34,2	66	4
1.9 S D	55 Kw	06/94 -	F	V	<b>142.135</b> •	283	22	20	27,4	66,1	4
1.9 TD	66 Kw	09/95 -	F	V	<b>142.135</b> •	283	22	20	27,4	66,1	4
1.9 TD Aut.	66 Kw	11/98 -	F	V	<b>142.153</b>	288	28	26	34,2	66	4
2.0 HDI	66 Kw	12/97 -	F	V	<b>142.135</b> •	283	22	20	27,4	66,1	4
	80 Kw	12/97 -	F	V	<b>142.153</b>	288	28	26	34,2	66	4
2.1 TD		09/95 - 10/98	F	V	<b>142.151</b> •	283	26	24,2	28,2	66	4
	Ch 8001-	11/98 -	F	V	<b>142.153</b>	288	28	26	34,2	66	4
All Models		09/95 -	R		<b>142.150</b>	251	12	10,8	62,4	71	4
<b>XM</b>											
2.0	Ch -5228	05/89 -	F	V	<b>142.532</b> •	276	22	20,5	48	71	5
	Ch 5229-	- 06/94	F	V	<b>142.145</b>	283	26	24	48	71	5
2.0 16V		07/94 -	F	V	<b>142.145</b>	283	26	24	48	71	5
2.0 Turbo	Ch -5228	06/92 -	F	V	<b>142.532</b> •	276	22	20,5	48	71	5
	Ch 5229-		F	V	<b>142.145</b>	283	26	24	48	71	5
3.0 V6 24V		06/97 - 12/01	F	V	<b>142.202</b>	288	28	26	50	71	5
	147 Kw	10/90 -	F	V	<b>142.145</b>	283	26	24	48	71	5
	Ch -5228	05/89 -	F	V	<b>142.532</b> •	276	22	20,5	48	71	5
	Ch 5229-	- 06/97	F	V	<b>142.145</b>	283	26	24	48	71	5
2.1 D	Ch -5228	05/89 -	F	V	<b>142.532</b> •	276	22	20,5	48	71	5



www.intercar.org  
 142 -> HPD for high performance discs  
 142 -> HPD per dischi freno ad alte prestazioni



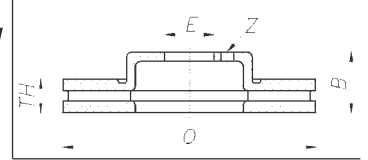
# CITROEN



Model	Year	F R	V D	<b>CAR</b>	Ø	TH	min TH	B	E	Z	
2.1 TD	Ch 5229-	- 06/94	F	V	<b>142.145</b>	283	26	24	48	71	5
	Ch -5228	05/89 -	F	V	<b>142.532</b> •	276	22	20,5	48	71	5
	Ch 5229-		F	V	<b>142.145</b>	283	26	24	48	71	5
2.5 TD		06/97 - 12/01	F	V	<b>142.202</b>	288	28	26	50	71	5
	Ch -7475	07-94 - 05/97	F	V	<b>142.145</b>	283	26	24	48	71	5
All Models		05/89 -	<b>R</b>		<b>142.142</b> •	224	9	7	63	71,1	5
<b>XM Break</b>											
2.0	Ch -5228	05/89 -	F	V	<b>142.532</b> •	276	22	20,5	48	71	5
	Ch 5229-	- 06/94	F	V	<b>142.145</b>	283	26	24	48	71	5
2.0 16V		07/94 -	F	V	<b>142.145</b>	283	26	24	48	71	5
2.0 Turbo	Ch -5228	06/92 -	F	V	<b>142.532</b> •	276	22	20,5	48	71	5
	Ch 5229-		F	V	<b>142.145</b>	283	26	24	48	71	5
3.0 V6 24V		06/97 - 12/01	F	V	<b>142.202</b>	288	28	26	50	71	5
	Ch -5228	05/89 -	F	V	<b>142.532</b> •	276	22	20,5	48	71	5
	Ch 5229-	- 06/97	F	V	<b>142.145</b>	283	26	24	48	71	5
2.1 D	Ch -5228	05/89 -	F	V	<b>142.532</b> •	276	22	20,5	48	71	5
	Ch 5229-	- 06/94	F	V	<b>142.145</b>	283	26	24	48	71	5
2.1 TD	Ch -5228	05/89 -	F	V	<b>142.532</b> •	276	22	20,5	48	71	5
	Ch 5229-		F	V	<b>142.145</b>	283	26	24	48	71	5
2.5 TD		06/97 - 12/01	F	V	<b>142.202</b>	288	28	26	50	71	5
		07-94 - 05/97	F	V	<b>142.145</b>	283	26	24	48	71	5
All Models		05/89 -	<b>R</b>		<b>142.146</b>	251	12	10,8	62,4	71,1	5
<b>Xsara I 97 - 00</b>											
1.4i	with ABS	07/97 - 08/00	F	V	<b>142.530</b> •	247,5	20,4	18,5	34,2	66	4
	without ABS	07/97 - 08/00	F		<b>142.534</b>	247	13	11	34,2	66	4
1.6i		07/97 - 08/00	F	V	<b>142.530</b> •	247,5	20,4	18,5	34,2	66	4
1.8 16V	81 Kw	07/97 - 08/00	F	V	<b>142.531</b> •	266	20,5	18,5	27,3	66	4
1.8i	66 Kw	07/97 - 08/00	F	V	<b>142.530</b> •	247,5	20,4	18,5	34,2	66	4
	74 Kw	07/97 - 08/00	F	V	<b>142.530</b> •	247,5	20,4	18,5	34,2	66	4
2.0 16V		07/97 - 08/00	F	V	<b>142.531</b> •	266	20,5	18,5	27,3	66	4
1.9 D		07/97 - 08/00	F	V	<b>142.530</b> •	247,5	20,4	18,5	34,2	66	4
1.9 S D		01/98 - 08/00	F	V	<b>142.530</b> •	247,5	20,4	18,5	34,2	66	4
1.9 TD		07/97 - 08/00	F	V	<b>142.530</b> •	247,5	20,4	18,5	34,2	66	4
2.0 HDI		02/99 - 08/00	F	V	<b>142.531</b> •	266	20,5	18,5	27,3	66	4
All Models	with rear Discs	07/97 - 08/00	<b>R</b>		<b>142.144</b> •	247	8	6	25,3	71,1	4
<b>Xsara I Break 97 - 00</b>											
1.4i	with ABS	10/97 - 08/00	F	V	<b>142.531</b> •	266	20,5	18,5	27,3	66	4
	without ABS	10/97 - 08/00	F	V	<b>142.530</b> •	247,5	20,4	18,5	34,2	66	4
1.6i	with ABS	10/97 - 08/00	F	V	<b>142.531</b> •	266	20,5	18,5	27,3	66	4
	without ABS	10/97 - 08/00	F	V	<b>142.530</b> •	247,5	20,4	18,5	34,2	66	4
1.8 16V	81 Kw	10/97 - 08/00	F	V	<b>142.531</b> •	266	20,5	18,5	27,3	66	4
1.8i	66 Kw	10/97 - 08/00	F	V	<b>142.531</b> •	266	20,5	18,5	27,3	66	4
	74 Kw	10/97 - 08/00	F	V	<b>142.531</b> •	266	20,5	18,5	27,3	66	4
2.0 16V		07/97 - 08/00	F	V	<b>142.531</b> •	266	20,5	18,5	27,3	66	4
1.8 D	with ABS	10/97 - 08/00	F	V	<b>142.531</b> •	266	20,5	18,5	27,3	66	4
	without ABS	10/97 - 08/00	F	V	<b>142.530</b> •	247,5	20,4	18,5	34,2	66	4
1.9 D	with ABS	10/97 - 08/00	F	V	<b>142.531</b> •	266	20,5	18,5	27,3	66	4
	without ABS	10/97 - 08/00	F	V	<b>142.530</b> •	247,5	20,4	18,5	34,2	66	4
1.9 S D		01/98 - 08/00	F	V	<b>142.531</b> •	266	20,5	18,5	27,3	66	4
1.9 TD		10/97 - 08/00	F	V	<b>142.531</b> •	266	20,5	18,5	27,3	66	4
2.0 HDI		08/98 - 08/00	F	V	<b>142.531</b> •	266	20,5	18,5	27,3	66	4
All Models	with rear Discs	07/97 - 08/00	<b>R</b>		<b>142.144</b> •	247	8	6	25,3	71,1	4
<b>Xsara II 01</b>											
1.4i		08/00 -	F	V	<b>142.476</b> •	266	22	20	34,3	66	4
1.6i 16V		08/00 -	F	V	<b>142.476</b> •	266	22	20	34,3	66	4
2.0i 16V	BOSCH system	08/00 -	F	V	<b>142.477</b> •	283	26	24	34,2	66	4
	GIRLING system	08/00 -	F	V	<b>142.135</b> •	283	22	20	27,4	66,1	4
1.9 D		08/00 -	F	V	<b>142.476</b> •	266	22	20	34,3	66	4
2.0 HDI	66 Kw	08/00 -	F	V	<b>142.476</b> •	266	22	20	34,3	66	4
	80 Kw BOSCH system	08/00 -	F	V	<b>142.477</b> •	283	26	24	34,2	66	4
	80 Kw GIRLING system	08/00 -	F	V	<b>142.135</b> •	283	22	20	27,4	66,1	4
All Models	with rear Discs	08/00 -	<b>R</b>		<b>142.144</b> •	247	8	6	25,3	71,1	4



# CITROEN



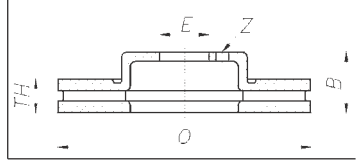
Model	Year	F R	V D	CAR	Ø	TH	min TH	B	E	Z
<b>Xsara II Break 01</b>										
1.4i	08/00 -	F	V	<b>142.476</b> •	266	22	20	34,3	66	4
1.6i 16V	08/00 -	F	V	<b>142.476</b> •	266	22	20	34,3	66	4
2.0i 16V	BOSCH system	F	V	<b>142.477</b> •	283	26	24	34,2	66	4
	GIRLING system	F	V	<b>142.135</b> •	283	22	20	27,4	66,1	4
1.9 D	08/00 -	F	V	<b>142.476</b> •	266	22	20	34,3	66	4
2.0 HDI	66 Kw	F	V	<b>142.476</b> •	266	22	20	34,3	66	4
	80 Kw BOSCH system	F	V	<b>142.477</b> •	283	26	24	34,2	66	4
	80 Kw GIRLING system	F	V	<b>142.135</b> •	283	22	20	27,4	66,1	4
All Models	with rear Discs	R		<b>142.144</b> •	247	8	6	25,3	71,1	4
<b>Xsara Coupe' 97 - 00</b>										
1.4i	with ABS	F	V	<b>142.530</b> •	247,5	20,4	18,5	34,2	66	4
	without ABS	F		<b>142.534</b>	247	13	11	34,2	66	4
1.6i	08/99 - 08/00	F	V	<b>142.530</b> •	247,5	20,4	18,5	34,2	66	4
1.8 16V	02/98 - 08/00	F	V	<b>142.531</b> •	266	20,5	18,5	27,3	66	4
1.8i	66 Kw	F	V	<b>142.530</b> •	247,5	20,4	18,5	34,2	66	4
	74 Kw	F	V	<b>142.530</b> •	247,5	20,4	18,5	34,2	66	4
2.0 16V VTS	122 Kw	F	V	<b>142.135</b> •	283	22	20	27,4	66,1	4
	98 Kw	F	V	<b>142.531</b> •	266	20,5	18,5	27,3	66	4
1.8 D	08/99 - 08/00	F	V	<b>142.530</b> •	247,5	20,4	18,5	34,2	66	4
1.9 D	08/99 - 08/00	F	V	<b>142.530</b> •	247,5	20,4	18,5	34,2	66	4
1.9 S D	02/98 - 08/00	F	V	<b>142.530</b> •	247,5	20,4	18,5	34,2	66	4
1.9 TD	02/98 - 08/00	F	V	<b>142.530</b> •	247,5	20,4	18,5	34,2	66	4
2.0 HDI	08/99 - 08/00	F	V	<b>142.531</b> •	266	20,5	18,5	27,3	66	4
All Models	with rear Discs	R		<b>142.144</b> •	247	8	6	25,3	71,1	4
<b>Xsara Picasso</b>										
1.6		F	V	<b>142.531</b> •	266	20,5	18,5	27,3	66	4
		F	V	<b>142.476</b> •	266	22	20	34,3	66	4
	with ESP	F	V	<b>142.477</b> •	283	26	24	34,2	66	4
1.8 16V		F	V	<b>142.531</b> •	266	20,5	18,5	27,3	66	4
		F	V	<b>142.476</b> •	266	22	20	34,3	66	4
	with ESP	F	V	<b>142.477</b> •	283	26	24	34,2	66	4
2.0 16V	BOSCH system	F	V	<b>142.476</b> •	266	22	20	34,3	66	4
	LUCAS system	F	V	<b>142.531</b> •	266	20,5	18,5	27,3	66	4
1.6 HDI		F	V	<b>142.476</b> •	266	22	20	34,3	66	4
	with ESP	F	V	<b>142.477</b> •	283	26	24	34,2	66	4
		R		<b>142.478</b> •	247	9	8	35	71	4
2.0 HDI		F	V	<b>142.531</b> •	266	20,5	18,5	27,3	66	4
		F	V	<b>142.476</b> •	266	22	20	34,3	66	4
	with ESP	F	V	<b>142.477</b> •	283	26	24	34,2	66	4
All Models	with rear Discs exc. 1.6 HDI	R		<b>142.144</b> •	247	8	6	25,3	71,1	4
<b>ZX</b>										
1.4i	03/91 - 01/98	F		<b>142.527</b> •	247	10	9	34,2	66	4
1.6i	65 Kw	F	V	<b>142.530</b> •	247,5	20,4	18,5	34,2	66	4
	66 Kw	F	V	<b>142.530</b> •	247,5	20,4	18,5	34,2	66	4
	03/91 - 01/98	R		<b>142.144</b> •	247	8	6	25,3	71,1	4
1.8 16V	81 Kw	F	V	<b>142.530</b> •	247,5	20,4	18,5	34,2	66	4
	81 Kw	R		<b>142.144</b> •	247	8	6	25,3	71,1	4
1.8i	74 Kw	F	V	<b>142.530</b> •	247,5	20,4	18,5	34,2	66	4
	74 Kw	R		<b>142.144</b> •	247	8	6	25,3	71,1	4
1.9i		F	V	<b>142.530</b> •	247,5	20,4	18,5	34,2	66	4
		R		<b>142.144</b> •	247	8	6	25,3	71,1	4
2.0 16V	110 Kw	F	V	<b>142.531</b> •	266	20,5	18,5	27,3	66	4
	112 Kw	F	V	<b>142.531</b> •	266	20,5	18,5	27,3	66	4
	120 Kw	F	V	<b>142.135</b> •	283	22	20	27,4	66,1	4
	110 Kw	R		<b>142.144</b> •	247	8	6	25,3	71,1	4
	112 Kw	R		<b>142.144</b> •	247	8	6	25,3	71,1	4
	120 Kw	R		<b>142.144</b> •	247	8	6	25,3	71,1	4
2.0i	89 Kw	F	V	<b>142.530</b> •	247,5	20,4	18,5	34,2	66	4
	89 Kw	R		<b>142.144</b> •	247	8	6	25,3	71,1	4
1.9 D	03/91 - 01/98	F		<b>142.527</b> •	247	10	9	34,2	66	4
1.9 TD	07/92 - 01/98	F	V	<b>142.530</b> •	247,5	20,4	18,5	34,2	66	4



www.intercar.org  
 142 -> HPD for high performance discs  
 142 -> HPD per dischi freno ad alte prestazioni



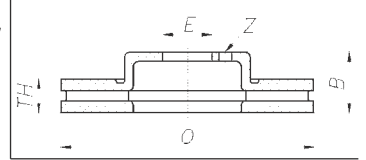
# CITROEN



Model	Year	F R	V D	<b>CAR</b>	Ø	TH	min TH	B	E	Z
1.9 D Break	07/92 - 01/98	R		<b>142.144</b> •	247	8	6	25,3	71,1	4
	10/93 - 01/98	F	V	<b>142.530</b> •	247,5	20,4	18,5	34,2	66	4
<b>CITROEN Mpv - Suv - Off road</b>										
<b>C-Crosser (EP_)</b>										
2.4 16V	08/08 -	F	V	<b>142.1313</b>	294	24	22	46	69	5
	08/08 -	R		<b>142.1314</b>	302	10	8,4	58,7	80	5
2.2 16V HDI	05/07 -	F	V	<b>142.1313</b>	294	24	22	46	69	5
	05/07 -	R		<b>142.1314</b>	302	10	8,4	58,7	80	5
<b>CITROEN Light commercial</b>										
<b>Acadyane</b>										
0.6	08/78 - 12/85	F		<b>142.129</b> •	244	7	6,3	47	86,7	6
<b>Berlingo</b>										
1.1i	07/96 -	F		<b>142.152</b>	266	13	11	27,2	66	4
1.4i	10/02 -	F	V	<b>142.476</b> •	266	22	20	34,3	66	4
	05/97 - 09/02	F		<b>142.152</b>	266	13	11	27,2	66	4
	05/97 - 09/02	F	V	<b>142.531</b> •	266	20,5	18,5	27,3	66	4
1.4i 16V	04/03 -	F	V	<b>142.476</b> •	266	22	20	34,3	66	4
1.6i 16V HDI/XTR	07/05 -	F	V	<b>142.476</b> •	266	22	20	34,3	66	4
1.8i	05/97 -	F	V	<b>142.531</b> •	266	20,5	18,5	27,3	66	4
1.8 D	07/96 -	F	V	<b>142.531</b> •	266	20,5	18,5	27,3	66	4
1.9 D	07/96 - 09/02	F	V	<b>142.531</b> •	266	20,5	18,5	27,3	66	4
	10/02 -	F	V	<b>142.476</b> •	266	22	20	34,3	66	4
2.0 HDI	05/00 - 09/02	F	V	<b>142.531</b> •	266	20,5	18,5	27,3	66	4
	10/02 -	F	V	<b>142.476</b> •	266	22	20	34,3	66	4
All Models	07/05 -	R		<b>142.478</b> •	247	9	8	35	71	4
<b>Berlingo 08</b>										
1.6	04/08 -	F	V	<b>142.476</b> •	266	22	20	34,3	66	4
1.6 HDI	04/08 -	F	V	<b>142.476</b> •	266	22	20	34,3	66	4
All Models	04/08 -	F	V	<b>142.477</b> •	283	26	24	34,2	66	4
	04/08 -	R		<b>142.478</b> •	247	9	8	35	71	4
<b>C15 D</b>										
All Models	10/84 -	F		<b>142.527</b> •	247	10	9	34,2	66	4
<b>C15 E</b>										
1.0	09/86 -	F		<b>142.134</b> •	245	9	7	44	62	3
	09/86 -	F		<b>142.527</b> •	247	10	9	34,2	66	4
1.1 (1118)	09/87 -	F		<b>142.527</b> •	247	10	9	34,2	66	4
1.1 (1124)	10/84 -	F		<b>142.134</b> •	245	9	7	44	62	3
	10/84 -	F		<b>142.527</b> •	247	10	9	34,2	66	4
1.3	09/87 -	F		<b>142.527</b> •	247	10	9	34,2	66	4
1.4	07/86 -	F		<b>142.134</b> •	245	9	7	44	62	3
	07/86 -	F		<b>142.527</b> •	247	10	9	34,2	66	4
1.8 D	10/84 -	F		<b>142.527</b> •	247	10	9	34,2	66	4
<b>C22</b>										
All Models	01/81 - 05/84	F		<b>142.175</b> •	256	13	11,4	61	72	5
	06/84 - 10/98	F		<b>142.176</b>	256	16,1	13,5	64,1	73	5
<b>C25</b>										
1.8	07/87 -	F		<b>142.175</b> •	256	13	11,4	61	72	5
	- 01/94	F		<b>142.176</b>	256	16,1	13,5	64,1	73	5
2.0	11/81 -	F		<b>142.175</b> •	256	13	11,4	61	72	5
	- 01/94	F		<b>142.176</b>	256	16,1	13,5	64,1	73	5
1.9 D	07/87 -	F		<b>142.175</b> •	256	13	11,4	61	72	5
	- 01/94	F		<b>142.176</b>	256	16,1	13,5	64,1	73	5
2.5 D	10/85 - 01/94	F		<b>142.177</b>	290	16	14,5	61	73	5
	10/85 -	F		<b>142.175</b> •	256	13	11,4	61	72	5
	- 01/94	F		<b>142.176</b>	256	16,1	13,5	64,1	73	5
2.5 TD	08/87 - 01/94	F		<b>142.177</b>	290	16	14,5	61	73	5
	08/87 -	F		<b>142.175</b> •	256	13	11,4	61	72	5
	- 01/94	F		<b>142.176</b>	256	16,1	13,5	64,1	73	5
All Models	11/81 -	R	D	<b>433.075</b>	254	63,5		98	72	5



CITROEN



Model	Year	F R	V D	CAR	Ø	TH	min TH	B	E	Z	
<b>C32</b>											
All Models	01/73 - 12/79	F	V	<b>142.170</b>	285	20	18	90,5	83	8	
	01/73 - 12/79	R		<b>142.171</b>	279	9	8,1	45	120,3	6	
<b>C35</b>											
All Models	01/73 - 12/92	F	V	<b>142.170</b>	285	20	18	90,5	83	8	
	01/73 - 12/92	R		<b>142.171</b>	279	9	8,1	45	120,3	6	
<b>Jumper I/II</b>											
All Models	10/14 solid Discs	02/94 -	F		<b>142.172</b>	280	18	15,9	65,5	73	5
	10/14 vented Discs	02/94 -	F	V	<b>142.173</b>	280	24	21,9	65,5	73	5
	18 Maxi	02/94 -	F	V	<b>142.169</b>	300	24	21,9	65,5	80	5
	10/14	02/94 -	R	D	<b>433.075</b>	254	63,5		98	72	5
	10/14	04/02 -	R		<b>142.213</b>	280	16	14,2	82	72	5
	18 Maxi	02/94 -	R		<b>142.212</b>	280	16	14,2	82	79	5
	18 Maxi	02/94 -	R	D	<b>433.076</b>	254	64,5		98	79	5
<b>Jumper III 06</b>											
All Models	12/14	07/06 -	F	V	<b>142.173</b>	280	24	21,9	65,5	73	5
	16	07/06 -	F	V	<b>142.169</b>	300	24	21,9	65,5	80	5
	16 Light	07/06 -	F	V	<b>142.1409</b>	280	28	25,9	69,5	73	5
	20	07/06 -	F	V	<b>142.1417</b>	300	32	29,9	73,5	80	5
	12/14	07/06 -	R		<b>142.1413</b>	280	16	14,2	80	72	5
	16	07/06 -	R		<b>142.1414</b>	280	16	14,2	80	79	5
	20	07/06 -	R		<b>142.1418</b>	300	16	14,2	80	79	5
<b>Jumpy</b>											
1.9 D		01/04 -	F	V	<b>142.194</b> •	257,5	20	18,2	40,5	59	5
2.0 HDI	94/109	01/04 -	F	V	<b>142.205</b>	285	28	26	43,7	59	5
All Models	750 Kg	10/95 - 12/03	F	V	<b>142.194</b> •	257,5	20	18,2	40,5	59	5
	900 Kg	10/95 - 12/03	F	V	<b>142.408</b> •	281	26	24,2	43,7	59	5
<b>Jumpy 07</b>											
All Models	with 280 mm Discs	01/07 -	F	V	<b>142.1424</b>	280	28	26	48	71	5
	with 304 mm Discs	01/07 -	F	V	<b>142.1425</b>	304	28	26	48,5	71	5
		01/07 -	R		<b>142.1426</b>	290	14	13	49	71	5
<b>DACIA</b>											
<b>Dacia</b>											
1210		02/80 - 10/98	F		<b>142.550</b> •	228	10	9	38,5	83	6
1300		03/79 - 09/82	F		<b>142.550</b> •	228	10	9	38,5	83	6
1310		01/83 - 12/98	F		<b>142.550</b> •	228	10	9	38,5	83	6
1320		12/89 - 10/98	F		<b>142.550</b> •	228	10	9	38,5	83	6
1410		02/83 - 04/88	F		<b>142.550</b> •	228	10	9	38,5	83	6
		05/88 - 10/98	F		<b>142.568</b> •	238	12	10,5	41	61	4
1.6 TD Break		05/88 - 10/98	F		<b>142.568</b> •	238	12	10,5	41	61	4
<b>Demén</b>											
1.3		02/82 - 12/85	F		<b>142.550</b> •	228	10	9	38,5	83	6
<b>Duster I</b>											
1.4		02/84 - 07/88	F		<b>142.550</b> •	228	10	9	38,5	83	6
		08/88 - 12/98	F		<b>142.568</b> •	238	12	10,5	41	61	4
<b>Duster II</b>											
1.6 16V		04/10 -	F	V	<b>142.1492</b>	280	24	21,8	44	68	5
1.6 16V 4WD		06/10 -	F	V	<b>142.1492</b>	280	24	21,8	44	68	5
1.5 DCI		04/10 -	F	V	<b>142.1492</b>	280	24	21,8	44	68	5
1.5 DCI 4WD		04/10 -	F	V	<b>142.1492</b>	280	24	21,8	44	68	5
All Models	without ABS	04/10 -	F		<b>142.569</b> •	238	8,2	7	41	61	4
<b>Logan (LS_)</b>											
1.2 16V		02/06 -	F		<b>142.1216</b>	259	12	10,6	41	61	4
1.4		09/04 -	F		<b>142.1216</b>	259	12	10,6	41	61	4
1.6		09/04 -	F		<b>142.1216</b>	259	12	10,6	41	61	4
1.6 16V		01/06 -	F	V	<b>142.552</b> •	259	20,7	17,7	41	61	4
1.5 DCI		01/06 -	F	V	<b>142.552</b> •	259	20,7	17,7	41	61	4
All Models	vented Discs	09/04 -	F	V	<b>142.552</b> •	259	20,7	17,7	41	61	4
	without ABS	01/06 -	F		<b>142.568</b> •	238	12	10,5	41	61	4
<b>Logan Express</b>											
1.4		03/09 -	F		<b>142.1216</b>	259	12	10,6	41	61	4



www.intercar.org

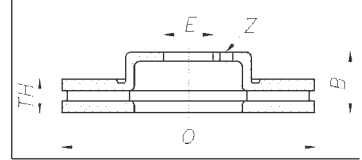
142 -&gt; HPD for high performance discs

142 -&gt; HPD per dischi freno ad alte prestazioni





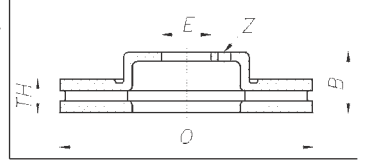
# DACIA



Model	Year	F R	V D	<b>CAR</b>	Ø	TH	min TH	B	E	Z	
1.6	03/09 -	F		<b>142.1216</b>	259	12	10,6	41	61	4	
1.5 DCI	03/09 -	F	V	<b>142.549</b> •	259	20,6	17,7	41	61	4	
	50 Kw										
	63 Kw	F	V	<b>142.593</b>	260	22	19,8	44	61	4	
All Models	with 238 mm Discs	F		<b>142.568</b> •	238	12	10,5	41	61	4	
<b>Logan MCV (KS_)</b>											
1.4	02/07 -	F		<b>142.1216</b>	259	12	10,6	41	61	4	
1.5 DCI	02/07 -	F	V	<b>142.549</b> •	259	20,6	17,7	41	61	4	
	50 Kw										
	63 Kw	F	V	<b>142.593</b>	260	22	19,8	44	61	4	
1.6	02/07 -	F		<b>142.1216</b>	259	12	10,6	41	61	4	
1.6 16V	02/07 -	F	V	<b>142.593</b>	260	22	19,8	44	61	4	
All Models	with 238 mm Discs	F		<b>142.568</b> •	238	12	10,5	41	61	4	
<b>Logan Pickup</b>											
1.6	03/08 -	F	V	<b>142.593</b>	260	22	19,8	44	61	4	
1.5 DCI	03/08 -	F	V	<b>142.593</b>	260	22	19,8	44	61	4	
<b>Sandero</b>											
1.2 16V	11/08 -	F	V	<b>142.552</b> •	259	20,7	17,7	41	61	4	
1.4	11/08 -	F	V	<b>142.552</b> •	259	20,7	17,7	41	61	4	
1.6	11/08 -	F	V	<b>142.552</b> •	259	20,7	17,7	41	61	4	
1.5	11/08 -	F	V	<b>142.552</b> •	259	20,7	17,7	41	61	4	
All Models	solid Discs	F		<b>142.1216</b>	259	12	10,6	41	61	4	
<b>DAF Industrial vehicle</b>											
<b>Daf</b>											
CF 85/75/65	02/02 -	F	V	<b>150.045</b>	432	45	37	45	258	10	
FA 100/1000/1005	05/87 -	F	V	<b>150.030</b>	312	30	27	137	133	12	
FA 55/150	03/95 -	F	V	<b>150.025</b>	375	44	40	128	155	10	
FA 600/800	05/87 -	F	V	<b>150.040</b>	315	26	24	121,5	119	10	
LF 55	02/02 -	F	V	<b>150.045</b>	432	45	37	45	258	10	
XF 95	02/02 -	F	V	<b>150.045</b>	432	45	37	45	258	10	
<b>Serie 45</b>											
All Models	10 ton.	F	V	<b>150.030</b>	312	30	27	137	133	12	
	6,2-7,7 ton.	F	V	<b>150.040</b>	315	26	24	121,5	119	10	
<b>DAIHATSU</b>											
<b>Applause</b>											
1.6i 16V	A101	02/89 -	F	V	<b>142.897</b>	234	18	17	47	56	4
1.6i 4WD	A111	02/89 -	F	V	<b>142.897</b>	234	18	17	47	56	4
<b>Charade</b>											
1.0	G11	10/83 - 01/87	F		<b>142.615</b>	208	11	10	28	47	4
1.0 Turbo	G100	02/87 - 08/88	F		<b>142.896</b> •	234	11	10	47	56	4
	G11	10/83 - 01/87	F		<b>142.615</b>	208	11	10	28	47	4
1.0i	G100	02/87 - 11/90	F		<b>142.896</b> •	234	11	10	47	56	4
1.0i 12V GTI	G100	02/87 - 05/92	F	V	<b>142.897</b>	234	18	17	47	56	4
1.3i 16V	62 Kw G200	10/93 -	F	V	<b>142.897</b>	234	18	17	47	56	4
	G102	09/88 - 10/90	F		<b>142.896</b> •	234	11	10	47	56	4
1.3i 16V SE	G102	05/82 - 09/92	F	V	<b>142.897</b>	234	18	17	47	56	4
1.3i 16V SG	G102	05/82 - 09/92	F	V	<b>142.897</b>	234	18	17	47	56	4
1.5i 16V	66 Kw G203	10/93 -	F	V	<b>142.897</b>	234	18	17	47	56	4
1.6i 16V	G201	10/93 -	F	V	<b>142.897</b>	234	18	17	47	56	4
1.0 D	G101	02/87 - 11/90	F		<b>142.896</b> •	234	11	10	47	56	4
	G30	10/83 - 01/87	F		<b>142.615</b>	208	11	10	28	47	4
1.0 TD	G101	02/87 - 11/90	F		<b>142.896</b> •	234	11	10	47	56	4
	G30	06/85 - 01/87	F		<b>142.615</b>	208	11	10	28	47	4
<b>Copen</b>											
0.7		09/03 -	F	V	<b>142.1518</b>	246	17	16	41,9	55,1	4
1.3		03/06 -	F	V	<b>142.1518</b>	246	17	16	41,9	55,1	4
<b>Cuore</b>											
0.8	L201	10/90 - 12/94	F		<b>142.696</b>	210,5	9,9	9	34,9	70	4
	L5	11/96 - 10/98	F		<b>142.696</b>	210,5	9,9	9	34,9	70	4
	L501	01/95 - 11/96	F		<b>142.696</b>	210,5	9,9	9	34,9	70	4
	L80	11/89 - 12/90	F		<b>142.696</b>	210,5	9,9	9	34,9	70	4
1.0		04/07 -	F		<b>142.1408</b>	211	11	10	41	55	4



# DAIHATSU



Model	Year	F R	V D	<b>CAR</b>	Ø	TH	min TH	B	E	Z
L251	05/03 -	F		<b>142.1408</b>	211	11	10	41	55	4
L251 vented Discs	05/03 -	F	V	<b>142.351</b>	234	16	15	41	55	4
L701	11/98 -	F		<b>142.1408</b>	211	11	10	41	55	4

### Feroza

1.6	01/86 -	F	V	<b>142.899</b>	277	18	17	32,5	96	5
solid Discs	01/86 -	F		<b>142.898</b> •	277	12,5	11,5	29,5	96	5

### Materia

1.3	10/06 -	F	V	<b>142.1519</b>	254	22	20,5	42	55	4
1.5	10/06 -	F	V	<b>142.1519</b>	254	22	20,5	42	55	4
1.5 ECO 4WD	10/06 -	F	V	<b>142.1519</b>	254	22	20,5	42	55	4

### Move

1.0	L901	10/98 -	F	V	<b>142.351</b>	234	16	15	41	55	4
-----	------	---------	---	---	----------------	-----	----	----	----	----	---

### Rocky

2.0 4WD	F80/85	03/85 - 12/92	F		<b>142.898</b> •	277	12,5	11,5	29,5	96	5
2.0 Turbo 4WD	F80/85	03/85 - 12/89	F	V	<b>142.899</b>	277	18	17	32,5	96	5
2.8 D 4WD	F70/75	03/85 - 12/92	F		<b>142.898</b> •	277	12,5	11,5	29,5	96	5
2.8 TD 4WD	F70/75	03/85 - 12/89	F	V	<b>142.899</b>	277	18	17	32,5	96	5

### Sirion

All Models	M1	04/99 - 01/05	F	V	<b>142.351</b>	234	16	15	41	55	4
	M3	01/05 -	F	V	<b>142.1519</b>	254	22	20,5	42	55	4
	M3 with 246 mm Discs	01/05 -	F	V	<b>142.1518</b>	246	17	16	41,9	55,1	4

### Taft

2.0 4WD	F80/85	03/85 - 12/92	F		<b>142.898</b> •	277	12,5	11,5	29,5	96	5
2.0 Turbo 4WD	F80/85	03/85 - 12/89	F	V	<b>142.899</b>	277	18	17	32,5	96	5
2.8 D 4WD	F70/75	03/85 - 12/92	F		<b>142.898</b> •	277	12,5	11,5	29,5	96	5
2.8 TD 4WD	F70/75	03/85 - 12/89	F	V	<b>142.899</b>	277	18	17	32,5	96	5

### Trevis

1.0	06/06 -	F		<b>142.1408</b>	211	11	10	41	55	4
-----	---------	---	--	-----------------	-----	----	----	----	----	---

### YRV

1.0	08/00 -	F	V	<b>142.351</b>	234	16	15	41	55	4
1.3	08/00 -	F	V	<b>142.351</b>	234	16	15	41	55	4
1.3 Turbo	11/00 -	F	V	<b>142.351</b>	234	16	15	41	55	4

## DAIHATSU Mpv - Suv - Off road

### Terios

1.3	02/97 -	F		<b>142.352</b>	273,5	16	15	37,5	66,5	5	
1.5 16V	solid Discs	11/05 -	F		<b>142.352</b>	273,5	16	15	37,5	66,5	5
	vented Discs	11/05 -	F	V	<b>142.1570</b>	287	22	20	38	66,5	5
1.5 16V 4WD	05/06 -	F	V	<b>142.1570</b>	287	22	20	38	66,5	5	

## DAIHATSU Light commercial

### Hi Jet

All Models	with hub	05/95 -	F		<b>142.210</b>	210	16	14,5	37	70	4
	without hub	05/95 -	F		<b>142.211</b>	210	16	14,5	37	70	4

## DODGE

### Avenger

2.0	06/07 -	F	V	<b>142.1476</b>	294	26	24	45,7	69	5
2.4	06/07 -	F	V	<b>142.1476</b>	294	26	24	45,7	69	5
2.7	06/07 -	F	V	<b>142.1476</b>	294	26	24	45,7	69	5
2.7 Flex-Fuel	06/07 -	F	V	<b>142.1476</b>	294	26	24	45,7	69	5
2.0 CRD	06/07 -	F	V	<b>142.1476</b>	294	26	24	45,7	69	5
All Models	06/07 -	R		<b>142.1478</b>	302	10	8,5	62	80	5

### Caliber

1.8	06/06 -	F	V	<b>142.1476</b>	294	26	24	45,7	69	5
2.0	06/06 -	F	V	<b>142.1476</b>	294	26	24	45,7	69	5
2.4	12/07 -	F	V	<b>142.1476</b>	294	26	24	45,7	69	5
2.4 Turbo	12/07 -	F	V	<b>142.1476</b>	294	26	24	45,7	69	5
2.0 CRD	06/06 -	F	V	<b>142.1476</b>	294	26	24	45,7	69	5
2.2 CRD	07/10 -	F	V	<b>142.1476</b>	294	26	24	45,7	69	5
All Models	12/07 -	R		<b>142.1477</b>	262	10	9	60,5	80	5



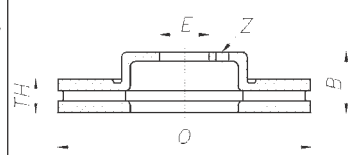
www.intercar.org

142 -> HPD for high performance discs

142 -> HPD per dischi freno ad alte prestazioni



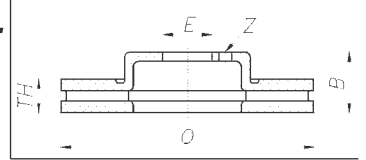
# DODGE



Model	Year	F R	V D	CAR	Ø	TH	min TH	B	E	Z
<b>Caravan</b>										
2.4	02/00 -	F	V	<b>142.346</b>	281	28	25,3	38	73,5	5
3.3/AWD	02/00 -	F	V	<b>142.346</b>	281	28	25,3	38	73,5	5
3.8/AWD	02/00 -	F	V	<b>142.346</b>	281	28	25,3	38	73,5	5
<b>Challenger</b>										
	03/77 - 05/83	F		<b>142.940</b> •	255	12,5	11	27,3	80	4
<b>Colt</b>										
	01/79 - 06/84	F		<b>142.960</b> •	229	13	11,4	39,5	86,5	4
	06/85 - 06/88	F		<b>142.886</b>	243	13	11,4	34	86	4
1.5	06/89 - 12/91	F		<b>142.886</b>	243	13	11,4	34	86	4
1.5i Hatchback	02/92 - 11/95	F		<b>142.847</b>	234	13	11,4	34	86	4
Coupe'	02/93 - 10/96	F		<b>142.869</b>	234	13	11,4	45	64	4
Turbo	05/84 - 10/88	F	V	<b>142.945</b>	242	18	16,4	34	86	4
	05/88 - 10/90	R		<b>142.831</b>	265	10	8,4	49	90	4
Vista	01/92 - 10/94	F	V	<b>142.839</b>	256	24	22,4	45,1	69	4
Vista 4WD	05/84 - 12/91	F	V	<b>142.844</b>	266,5	24	22,4	45,3	69	4
Station Wagon	04/88 - 03/90	F		<b>142.886</b>	243	13	11,4	34	86	4
	11/77 - 06/80	F		<b>142.940</b> •	255	12,5	11	27,3	80	4
	04/82 - 03/90	F	V	<b>142.844</b>	266,5	24	22,4	45,3	69	4
All Models	solid Discs	02/92 - 11/95	F	<b>142.847</b>	234	13	11,4	34	86	4
	vented Discs	03/91 - 09/94	F	<b>142.841</b>	236	18	16,4	34	86	4
<b>Journey</b>										
2.4	01/09 -	F	V	<b>142.1516</b>	302	28	26	39	72,5	5
2.7 FFV	01/09 -	F	V	<b>142.1516</b>	302	28	26	39	72,5	5
2.0 CRD	06/08 -	F	V	<b>142.1516</b>	302	28	26	39	72,5	5
All Models	06/08 -	R		<b>142.1517</b>	305	12	10	35	72	5
<b>Pick-up</b>										
All Models 2WD	02/86 - 10/94	F	V	<b>142.845</b>	258	22	20,4	33,5	84	6
All Models 4WD	02/86 - 10/94	F	V	<b>142.846</b>	277	22	20,4	45	87	6
<b>Raider</b>										
4 Cyl.	02/87 - 10/89	F	V	<b>142.849</b>	258	22	20,4	45,2	87	6
<b>Stealth</b>										
All Models	with ABS	02/91 - 10/96	F	V	<b>142.832</b> •	276	24	22,4	45,2	69
All Models 2WD		02/91 - 10/96	F	V	<b>142.834</b> •	276	24	22,4	45,2	69
		02/91 - 10/96	R	V	<b>142.837</b>	266	18	16,4	65,5	90
All Models 4WD		02/91 - 09/93	F	V	<b>142.833</b>	296	30	28,4	45	69
		02/91 - 09/93	R	V	<b>142.838</b> •	284	20	18,4	52,8	90
All Models Turbo		02/91 - 10/96	F	V	<b>142.832</b> •	276	24	22,4	45,2	69
<b>DODGE Mpv - Suv - Off road</b>										
<b>Nitro</b>										
4.0 R/T	06/07 -	F	V	<b>142.1521</b>	302	28	26	65	72	5
2.8 CRD	06/07 -	F	V	<b>142.1521</b>	302	28	26	65	72	5
All Models	06/07 -	R		<b>142.1522</b>	316	12	10	77	72	5
<b>DR</b>										
<b>dr1</b>										
1.0 16V	03/10 -	F	V	<b>142.1714</b>	256	17	15	44	60	4
1.3 16V	03/10 -	F	V	<b>142.1714</b>	256	17	15	44	60	4
<b>dr2</b>										
1.3 16V	09/10 -	F	V	<b>142.1714</b>	256	17	15	44	60	4
<b>DR Mpv - Suv - Off road</b>										
<b>dr5</b>										
1.6 16V	01/11 -	F	V	<b>142.1715</b>	264	24,8	23	49	62	5
2.0 16V	01/11 -	F	V	<b>142.1715</b>	264	24,8	23	49	62	5
1.9 D	01/11 -	F	V	<b>142.1715</b>	264	24,8	23	49	62	5
All Models	01/11 -	R		<b>142.1257</b>	303	9	8	62,1	62	5
<b>EAGLE</b>										
<b>Summit</b>										
1.5	01/89 - 10/90	F	V	<b>142.945</b>	242	18	16,4	34	86	4



# EAGLE



Model	Year	F R	V D	CAR	Ø	TH	min TH	B	E	Z
Mitsubishi motor	11/90 - 12/92	F	V	<b>142.841</b>	236	18	16,4	34	86	4
1.6	05/88 - 12/90	R		<b>142.831</b>	265	10	8,4	49	90	4

### Talon

	05/89 - 12/90	F	V	<b>142.835</b> •	256	24	22,4	45	69	5
without ABS	01/91 - 12/92	F	V	<b>142.835</b> •	256	24	22,4	45	69	5
2WD without ABS	01/93 - 12/94	F	V	<b>142.835</b> •	256	24	22,4	45	69	5
All Models	05/89 - 12/94	R		<b>142.836</b>	265	10	8,4	49	90	5

## EFFEDI Light commercial

### Gasolone

1.9	28	F		<b>142.020</b>	252	11,5	13	70	72	4
	35	F		<b>142.1000</b>	262	13,5	12	168	129,8	6
1.9 4WD	28	F		<b>142.1000</b>	262	13,5	12	168	129,8	6

## FIAT

### 124

All Models	01/66 - 08/74	F		<b>142.161</b> •	227	10,8	9	45,8	61,5	4
	01/66 - 08/74	R		<b>142.161</b> •	227	10,8	9	45,8	61,5	4

### 125

All Models	05/69 - 03/74	F		<b>142.161</b> •	227	10,8	9	45,8	61,5	4
	05/69 - 03/74	R		<b>142.161</b> •	227	10,8	9	45,8	61,5	4

### 126

All Models	with bearings	05/72 - 09/76	F	D	<b>433.010</b>	170	37	67	43	4
		05/72 - 09/76	R	D	<b>433.035</b>	170	37	57	34	4
		10/76 -	R	D	<b>433.061</b>	185,4	35,7	53,1	59	4

### 127

All Models	with front Discs	02/71 - 12/86	F		<b>142.161</b> •	227	10,8	9	45,8	61,5	4
		10/76 - 12/86	R	D	<b>433.061</b>	185,4	35,7	53,1	59	4	

### 128

All Models		01/69 - 12/84	F		<b>142.161</b> •	227	10,8	9	45,8	61,5	4
		04/77 - 06/86	R	D	<b>433.061</b>	185,4	35,7	53,1	59	4	

### 131

All Models		06/74 - 12/85	F		<b>142.161</b> •	227	10,8	9	45,8	61,5	4
------------	--	---------------	---	--	------------------	-----	------	---	------	------	---

### 132

All Models		01/77 - 05/81	F		<b>142.162</b> •	251	11	9,5	51	62	4
		04/72 - 12/76	F		<b>142.161</b> •	227	10,8	9	45,8	61,5	4
		04/72 - 12/76	R		<b>142.161</b> •	227	10,8	9	45,8	61,5	4

### 500

FLR	with bearings	-03/77	F	D	<b>433.010</b>	170	37	67	43	4
		-03/77	R	D	<b>433.035</b>	170	37	57	34	4

### 500 07

0.9 TwinAir		07/10 -	F		<b>142.168</b> •	257	12	10,2	40,5	59	4
1.2i 8V		09/07 -	F		<b>142.167</b> •	240,5	11	9,2	40	59	4
1.4i 16V		09/07 -	F	V	<b>142.191</b> •	257	22	20,2	40,5	59	4
		09/07 -	R		<b>142.167</b> •	240,5	11	9,2	40	59	4
1.4i 16V Turbo Abarth		06/08 -	F	V	<b>142.419</b> •	284	22	20,2	43,5	59	4
		06/08 -	R		<b>142.167</b> •	240,5	11	9,2	40	59	4
1.4i 16V Turbo Abarth EsseEsse		06/08 -	F	V	<b>142.1470</b>	284	22	20,2	43,5	59	4
		06/08 -	R		<b>142.1471</b>	240,5	11	9,2	40	59	4
1.3 MJ		09/07 -	F	V	<b>142.1013</b>	240	20	18,2	40,5	59	4
All Models	exc. 1.4i 16V	09/07 -	R	D	<b>433.062</b>	180	38,5	54	59	4	

### 500 C 09

0.9 TwinAir		09/09 -	F		<b>142.168</b> •	257	12	10,2	40,5	59	4
1.2i 8V		09/09 -	F		<b>142.167</b> •	240,5	11	9,2	40	59	4
1.4i 16V		09/09 -	F	V	<b>142.191</b> •	257	22	20,2	40,5	59	4
		09/09 -	R		<b>142.167</b> •	240,5	11	9,2	40	59	4
1.4i 16V Turbo Abarth		09/09 -	F	V	<b>142.419</b> •	284	22	20,2	43,5	59	4
		09/09 -	R		<b>142.167</b> •	240,5	11	9,2	40	59	4
1.4i 16V Turbo Abarth EsseEsse		09/09 -	F	V	<b>142.1470</b>	284	22	20,2	43,5	59	4
		09/09 -	R		<b>142.1471</b>	240,5	11	9,2	40	59	4
1.3 MJ		09/09 -	F	V	<b>142.1013</b>	240	20	18,2	40,5	59	4
All Models	exc. 1.4i 16V	09/09 -	R	D	<b>433.062</b>	180	38,5	54	59	4	



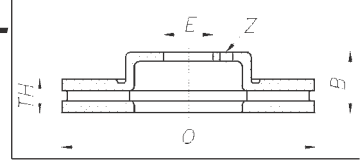
www.intercar.org

142 -> HPD for high performance discs

142 -> HPD per dischi freno ad alte prestazioni



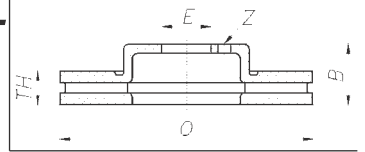
FIAT



Model	Year	F R	V D	CAR	Ø	TH	min TH	B	E	Z	
<b>850</b>											
Sport Coupe'	02/68 - 10/72	F		<b>142.161</b> •	227	10,8	9	45,8	61,5	4	
Sport Spider	03/68 - 10/72	F		<b>142.161</b> •	227	10,8	9	45,8	61,5	4	
<b>900</b>											
E	05/67 - 09/72	R	D	<b>433.061</b>	185,4	35,7		53,1	59	4	
T	05/67 - 09/72	R	D	<b>433.061</b>	185,4	35,7		53,1	59	4	
<b>Argenta</b>											
All Models	09/81 - 07/86	F		<b>142.163</b> •	257	12	10,8	51,5	62	4	
	09/81 - 07/86	R		<b>142.161</b> •	227	10,8	9	45,8	61,5	4	
<b>Barchetta</b>											
1.8i 16V	04/95 -	F	V	<b>142.192</b> •	257,5	20	18,2	40,5	59	4	
	04/95 -	R		<b>142.167</b> •	240,5	11	9,2	40	59	4	
<b>Bravo - Brava 95 - 01</b>											
1.2i 16V	80	06/98 - 10/01	F		<b>142.168</b> •	257	12	10,2	40,5	59	4
1.4i 12V		09/95 - 05/98	F		<b>142.168</b> •	257	12	10,2	40,5	59	4
	without ABS	09/95 - 05/98	R	D	<b>433.062</b>	180	38,5	54	59	4	
1.6i 16V	100	09/95 - 10/01	F		<b>142.168</b> •	257	12	10,2	40,5	59	4
1.6i 16V Automatic	100	04/96 - 10/01	F	V	<b>142.192</b> •	257,5	20	18,2	40,5	59	4
1.8i GT 16V	113/115	09/95 - 10/01	F	V	<b>142.192</b> •	257,5	20	18,2	40,5	59	4
2.0i HGT 20V	155 Kw	09/95 - 10/01	F	V	<b>142.419</b> •	284	22	20,2	43,5	59	4
	155 Kw	09/95 - 10/01	R		<b>142.167</b> •	240,5	11	9,2	40	59	4
1.9 D		09/95 - 06/97	F		<b>142.168</b> •	257	12	10,2	40,5	59	4
	without ABS	09/95 - 06/97	R	D	<b>433.062</b>	180	38,5	54	59	4	
1.9 JTD	105 Kw	06/98 - 10/01	F	V	<b>142.192</b> •	257,5	20	18,2	40,5	59	4
1.9 TD	100	06/96 - 05/98	F	V	<b>142.192</b> •	257,5	20	18,2	40,5	59	4
	75	06/96 - 10/01	F		<b>142.168</b> •	257	12	10,2	40,5	59	4
All Models		09/95 - 10/01	R	D	<b>433.100</b>	203		61	59	4	
<b>Bravo 07</b>											
1.4i 16V		03/07 -	F	V	<b>142.191</b> •	257	22	20,2	40,5	59	4
1.4i 16V Turbo		03/07 -	F	V	<b>142.193</b> •	281	26	24,2	43,7	59	4
1.6 MJ 16V		03/08 -	F	V	<b>142.419</b> •	284	22	20,2	43,5	59	4
1.9 MJ 16V		03/07 -	F	V	<b>142.193</b> •	281	26	24,2	43,7	59	4
1.9 MJ 8V		03/07 -	F	V	<b>142.419</b> •	284	22	20,2	43,5	59	4
All Models		03/07 -	R		<b>142.415</b> •	251,4	10	9	50,5	59	4
<b>Cinquecento</b>											
1100 Sporting		11/94 - 05/98	F		<b>142.167</b> •	240,5	11	9,2	40	59	4
700		02/92 - 05/98	F		<b>142.167</b> •	240,5	11	9,2	40	59	4
900 ie		02/92 - 05/98	F		<b>142.167</b> •	240,5	11	9,2	40	59	4
All Models		02/92 - 05/98	R	D	<b>433.061</b>	185,4	35,7	53,1	59	4	
<b>Coupe'</b>											
1.8i 16V		07/96 -	F	V	<b>142.412</b> •	284	22	20,2	39,4	59	4
2.0i 16V		12/93 - 06/96	F	V	<b>142.412</b> •	284	22	20,2	39,4	59	4
2.0i 16V Turbo		12/93 - 06/96	F	V	<b>142.419</b> •	284	22	20,2	43,5	59	4
2.0i 20V		01/97 -	F	V	<b>142.412</b> •	284	22	20,2	39,4	59	4
2.0i 20V Turbo		01/00 -	F	V	<b>142.017</b>	305	28	26	44,7	59	4
		01/97 - 01/00	F	V	<b>142.159</b>	305	28	26	44,7	59	4
All Models		12/93 -	R		<b>142.167</b> •	240,5	11	9,2	40	59	4
<b>Croma 85 - 90</b>											
1.6	Ch -182984	12/85 - 08/88	F		<b>142.413</b>	257,5	12	10,8	51,5	59	4
	Ch 182985-	09/88 - 10/90	F		<b>142.416</b> •	257,5	14	12,8	50,7	59	4
	with ABS	09/88 - 12/92	F	V	<b>142.414</b> •	257,4	20	18,2	51,7	59	4
	with ABS	12/85 - 08/88	F	V	<b>142.414</b> •	257,4	20	18,2	51,7	59	4
2.0 CHT	Ch -182984	12/85 - 08/88	F		<b>142.413</b>	257,5	12	10,8	51,5	59	4
	Ch 182985-	09/88 - 10/90	F		<b>142.416</b> •	257,5	14	12,8	50,7	59	4
2.0 ie	Ch -182984 with ABS	12/85 - 08/88	F	V	<b>142.414</b> •	257,4	20	18,2	51,7	59	4
	Ch -182984 without ABS	12/85 - 08/88	F		<b>142.413</b>	257,5	12	10,8	51,5	59	4
	Ch 182985- with ABS	09/88 - 10/90	F	V	<b>142.418</b> •	257	22	20,2	50,7	59	4
	Ch 182985- without ABS	09/88 - 10/90	F		<b>142.416</b> •	257,5	14	12,8	50,7	59	4
	increased payload	12/85 - 10/90	F	V	<b>142.187</b> •	284	22	20,2	43,5	59	5
2.0 ie Turbo	Ch -182984	12/85 - 08/88	F	V	<b>142.414</b> •	257,4	20	18,2	51,7	59	4
	Ch 182985-	09/88 - 10/90	F	V	<b>142.418</b> •	257	22	20,2	50,7	59	4
	increased payload	12/85 - 10/90	F	V	<b>142.187</b> •	284	22	20,2	43,5	59	5



FIAT



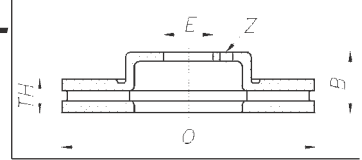
Model	Year	F R	V D	CAR	Ø	TH	min TH	B	E	Z	
1.9 TD	with ABS	12/88 - 10/90	F	V	<b>142.418</b> •	257	22	20,2	50,7	59	4
	without ABS	12/88 - 10/90	F	V	<b>142.416</b> •	257,5	14	12,8	50,7	59	4
2.5 D	Ch -182984 with ABS	12/85 - 08/88	F	V	<b>142.414</b> •	257,4	20	18,2	51,7	59	4
	Ch -182984 without ABS	12/85 - 08/88	F		<b>142.413</b>	257,5	12	10,8	51,5	59	4
	Ch 182985- with ABS	09/88 - 10/90	F	V	<b>142.418</b> •	257	22	20,2	50,7	59	4
	Ch 182985- without ABS	09/88 - 10/90	F		<b>142.416</b> •	257,5	14	12,8	50,7	59	4
2.5 TD	Ch -182984	12/85 - 08/88	F	V	<b>142.414</b> •	257,4	20	18,2	51,7	59	4
	Ch 182985-	09/88 - 10/90	F	V	<b>142.418</b> •	257	22	20,2	50,7	59	4
All Models		12/85 - 10/90	R		<b>142.415</b> •	251,4	10	9	50,5	59	4
	increased payload	12/85 - 10/90	R		<b>142.188</b> •	251,4	10	9	50,5	59	5
<b>Croma 91 - 96</b>											
1.6	without ABS	11/90 - 12/92	F		<b>142.416</b> •	257,5	14	12,8	50,7	59	4
2.0		11/90 - 12/92	F		<b>142.416</b> •	257,5	14	12,8	50,7	59	4
2.0 ie	increased payload	11/90 - 10/96	F	V	<b>142.187</b> •	284	22	20,2	43,5	59	5
	with ABS	11/90 - 10/96	F	V	<b>142.418</b> •	257	22	20,2	50,7	59	4
	without ABS	11/90 - 10/96	F		<b>142.416</b> •	257,5	14	12,8	50,7	59	4
2.0 ie 16V		12/92 - 10/96	F	V	<b>142.418</b> •	257	22	20,2	50,7	59	4
2.0 ie Turbo		11/90 - 10/96	F	V	<b>142.419</b> •	284	22	20,2	43,5	59	4
	increased payload	11/90 - 10/96	F	V	<b>142.187</b> •	284	22	20,2	43,5	59	5
2.5 ie V6		04/93 - 10/96	F	V	<b>142.419</b> •	284	22	20,2	43,5	59	4
1.9 TD		04/93 - 10/96	F	V	<b>142.418</b> •	257	22	20,2	50,7	59	4
		11/90 - 12/92	F		<b>142.416</b> •	257,5	14	12,8	50,7	59	4
	with ABS	11/90 - 12/92	F	V	<b>142.418</b> •	257	22	20,2	50,7	59	4
2.5 D	with ABS	11/90 - 10/96	F	V	<b>142.418</b> •	257	22	20,2	50,7	59	4
	without ABS	11/90 - 10/96	F		<b>142.416</b> •	257,5	14	12,8	50,7	59	4
2.5 TD		11/90 - 10/96	F	V	<b>142.418</b> •	257	22	20,2	50,7	59	4
All Models		11/90 - 10/96	R		<b>142.415</b> •	251,4	10	9	50,5	59	4
	increased payload	11/90 - 10/96	R		<b>142.188</b> •	251,4	10	9	50,5	59	5
<b>Croma 05</b>											
1.8 MPI		08/05 -	F	V	<b>142.031</b>	285	25	22	42	70	5
2.2		08/05 -	F	V	<b>142.031</b>	285	25	22	42	70	5
2.4 20V		08/05 -	F	V	<b>142.1085</b>	305	28	26	44,7	70	5
1.9 JTD 16V		08/05 -	F	V	<b>142.1085</b>	305	28	26	44,7	70	5
1.9 JTD 8V		08/05 -	F	V	<b>142.031</b>	285	25	22	42	70	5
All Models	solid Discs	08/05 -	R		<b>142.034</b>	278	12	10	41,5	65,5	5
	vented Discs	08/05 -	R	V	<b>142.033</b>	292	20	18	41,5	65,5	5
<b>Doblo'</b>											
All Models (119)		02/00 - 09/05	F	V	<b>142.192</b> •	257,5	20	18,2	40,5	59	4
		10/05 -	F	V	<b>142.419</b> •	284	22	20,2	43,5	59	4
	powerful suspension	10/05 -	F	V	<b>142.191</b> •	257	22	20,2	40,5	59	4
All Models (152)		02/10 -	F	V	<b>142.187</b> •	284	22	20,2	43,5	59	5
	with 305 mm Discs	03/11 -	F	V	<b>142.1633</b>	305	28	26	45,7	59	5
<b>Duna</b>											
All Models		03/87 - 12/90	F		<b>142.411</b> •	240	12	10,8	46,5	59	4
		03/87 - 12/90	R	D	<b>433.061</b>	185,4	35,7		53,1	59	4
<b>Idea 04</b>											
1.2i		01/04 -	F	V	<b>142.191</b> •	257	22	20,2	40,5	59	4
1.4 16V		01/04 -	F	V	<b>142.191</b> •	257	22	20,2	40,5	59	4
1.3 JTD		01/04 -	F	V	<b>142.191</b> •	257	22	20,2	40,5	59	4
1.3 MJ		01/04 -	F	V	<b>142.191</b> •	257	22	20,2	40,5	59	4
1.9 JTD		01/04 -	F	V	<b>142.419</b> •	284	22	20,2	43,5	59	4
		01/04 -	R	D	<b>433.063</b>	228,4	47,5		61	59	4
All Models	exc. 1.9 JTD	01/04 -	R	D	<b>433.100</b>	203			61	59	4
<b>Marea</b>											
1.4i 12V		09/96 -	F		<b>142.168</b> •	257	12	10,2	40,5	59	4
		09/96 -	R	D	<b>433.100</b>	203			61	59	4
1.4i 12V SW		09/96 -	F	V	<b>142.192</b> •	257,5	20	18,2	40,5	59	4
		09/96 -	R	D	<b>433.100</b>	203			61	59	4
1.6i 16V		09/96 -	F		<b>142.168</b> •	257	12	10,2	40,5	59	4
		09/96 -	R	D	<b>433.100</b>	203			61	59	4
1.6i 16V Automatic		09/96 -	F	V	<b>142.192</b> •	257,5	20	18,2	40,5	59	4
1.6i 16V SW		09/96 -	F	V	<b>142.192</b> •	257,5	20	18,2	40,5	59	4



www.intercar.org  
 142 -> HPD for high performance discs  
 142 -> HPD per dischi freno ad alte prestazioni



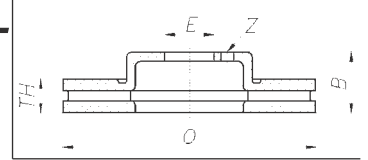
FIAT



Model	Year	F R	V D	CAR	Ø	TH	min TH	B	E	Z	
1.8i 16V/SW	09/96 -	F	V	<b>142.192</b> •	257,5	20	18,2	40,5	59	4	
	03/99 -	R	D	<b>433.063</b>	228,4	47,5		61	59	4	
2.0i 20V/SW	09/96 -	F	V	<b>142.419</b> •	284	22	20,2	43,5	59	4	
	09/96 -	R		<b>142.167</b> •	240,5	11	9,2	40	59	4	
1.9 JTD/SW	05/99 -	F	V	<b>142.192</b> •	257,5	20	18,2	40,5	59	4	
	05/99 -	R	D	<b>433.100</b>	203			61	59	4	
1.9 TD/SW	100	09/96 - 04/99	F	V	<b>142.192</b> •	257,5	20	18,2	40,5	59	4
		09/96 -	F		<b>142.168</b> •	257	12	10,2	40,5	59	4
	75	09/96 -	R	D	<b>433.100</b>	203			61	59	4
2.4 JTD/SW	05/99 -	F	V	<b>142.419</b> •	284	22	20,2	43,5	59	4	
	05/99 -	R		<b>142.167</b> •	240,5	11	9,2	40	59	4	
2.4 TD/SW	09/96 - 04/99	F	V	<b>142.419</b> •	284	22	20,2	43,5	59	4	
	09/96 - 04/99	R		<b>142.167</b> •	240,5	11	9,2	40	59	4	
<b>Multipla</b>											
1.6i 16V	02/99 -	F	V	<b>142.412</b> •	284	22	20,2	39,4	59	4	
1.9 JTD	02/99 -	F	V	<b>142.412</b> •	284	22	20,2	39,4	59	4	
All Models	with rear Discs	02/99 -	R		<b>142.415</b> •	251,4	10	9	50,5	59	4
	with rear Drums	02/99 -	R	D	<b>433.063</b>	228,4	47,5		61	59	4
<b>Palio</b>											
65	12/99 -	F	V	<b>142.192</b> •	257,5	20	18,2	40,5	59	4	
<b>Palio Weekend</b>											
1.2i	75	04/98 -	F	V	<b>142.192</b> •	257,5	20	18,2	40,5	59	4
	75	10/97 - 03/98	F	V	<b>142.195</b>	240	20	18,2	46,5	59	4
1.6i 16V	100	10/97 -	F	V	<b>142.192</b> •	257,5	20	18,2	40,5	59	4
1.7 TD	70	04/98 -	F	V	<b>142.192</b> •	257,5	20	18,2	40,5	59	4
	70	10/97 - 03/98	F	V	<b>142.195</b>	240	20	18,2	46,5	59	4
1.9 D	63	03/01 -	F	V	<b>142.192</b> •	257,5	20	18,2	40,5	59	4
All Models		10/97 - 03/98	R	D	<b>433.063</b>	228,4	47,5		61	59	4
<b>Panda I 80 - 85</b>											
30	05/80 - 12/85	F		<b>142.161</b> •	227	10,8	9	45,8	61,5	4	
45	05/80 - 12/85	F		<b>142.161</b> •	227	10,8	9	45,8	61,5	4	
4WD	09/83 - 12/85	F		<b>142.161</b> •	227	10,8	9	45,8	61,5	4	
All Models		05/80 -	R	D	<b>433.061</b>	185,4	35,7		53,1	59	4
<b>Panda I 86 - 02</b>											
1000	01/86 -	F		<b>142.161</b> •	227	10,8	9	45,8	61,5	4	
1000 ie	10/87 -	F		<b>142.161</b> •	227	10,8	9	45,8	61,5	4	
1100	02/91 -	F		<b>142.161</b> •	227	10,8	9	45,8	61,5	4	
4WD	01/86 -	F		<b>142.161</b> •	227	10,8	9	45,8	61,5	4	
750	01/86 -	F		<b>142.161</b> •	227	10,8	9	45,8	61,5	4	
900	04/92 -	F		<b>142.161</b> •	227	10,8	9	45,8	61,5	4	
Selecta 1.0	02/91 -	F		<b>142.411</b> •	240	12	10,8	46,5	59	4	
Selecta 1.1	02/91 -	F		<b>142.411</b> •	240	12	10,8	46,5	59	4	
All Models		01/86 -	R	D	<b>433.061</b>	185,4	35,7		53,1	59	4
<b>Panda II 03</b>											
1.1	10/03 -	F		<b>142.167</b> •	240,5	11	9,2	40	59	4	
1.2	10/03 -	F		<b>142.167</b> •	240,5	11	9,2	40	59	4	
1.2 4WD	10/03 -	F	V	<b>142.1013</b>	240	20	18,2	40,5	59	4	
1.2 Bi-Power	01/07 -	F		<b>142.167</b> •	240,5	11	9,2	40	59	4	
1.4	10/06 -	F	V	<b>142.191</b> •	257	22	20,2	40,5	59	4	
	10/06 -	R		<b>142.167</b> •	240,5	11	9,2	40	59	4	
1.3 MJ 16V	10/03 -	F	V	<b>142.1013</b>	240	20	18,2	40,5	59	4	
1.3 MJ 16V 4WD	10/04 -	F	V	<b>142.191</b> •	257	22	20,2	40,5	59	4	
	10/04 -	R		<b>142.167</b> •	240,5	11	9,2	40	59	4	
All Models		10/03 -	R	D	<b>433.062</b>	180	38,5		54	59	4
<b>Panda III 12</b>											
0.9 TwinAir	02/12 -	F	V	<b>142.191</b> •	257	22	20,2	40,5	59	4	
1.2	02/12 -	F		<b>142.168</b> •	257	12	10,2	40,5	59	4	
1.3 MJ	02/12 -	F	V	<b>142.191</b> •	257	22	20,2	40,5	59	4	
<b>Punto I 93 - 99</b>											
1.1	55	11/93 - 10/99	F		<b>142.167</b> •	240,5	11	9,2	40	59	4
	55 with ABS	11/93 - 10/99	F		<b>142.168</b> •	257	12	10,2	40,5	59	4
1.2	60/75	11/93 - 10/99	F		<b>142.167</b> •	240,5	11	9,2	40	59	4



FIAT



Model		Year	F R	V D	CAR	Ø	TH	min TH	B	E	Z
	60/75 with ABS	11/93 - 10/99	F		<b>142.168</b> •	257	12	10,2	40,5	59	4
1.2 Cabriolet	60	11/93 - 10/99	F		<b>142.167</b> •	240,5	11	9,2	40	59	4
	60 with ABS	11/93 - 10/99	F		<b>142.168</b> •	257	12	10,2	40,5	59	4
1.2 Selecta	60	03/94 - 10/99	F		<b>142.168</b> •	257	12	10,2	40,5	59	4
1.2i 16V	85	06/97 - 10/99	F		<b>142.168</b> •	257	12	10,2	40,5	59	4
1.2i 16V Cabriolet	85	06/97 - 10/99	F		<b>142.168</b> •	257	12	10,2	40,5	59	4
1.4 GT Turbo		11/93 - 10/99	F	V	<b>142.192</b> •	257,5	20	18,2	40,5	59	4
		11/93 - 10/99	R		<b>142.167</b> •	240,5	11	9,2	40	59	4
1.6	90	03/94 - 05/97	F		<b>142.168</b> •	257	12	10,2	40,5	59	4
1.6 Cabriolet	90	03/94 - 05/97	F		<b>142.168</b> •	257	12	10,2	40,5	59	4
1.7 D		01/95 - 05/97	F		<b>142.167</b> •	240,5	11	9,2	40	59	4
1.7 TD		11/93 - 10/99	F		<b>142.168</b> •	257	12	10,2	40,5	59	4
All Models	exc. GT	11/93 - 10/99	R	D	<b>433.062</b>	180	38,5		54	59	4
<b>Punto II 99</b>											
1.2 16V		09/99 -	F		<b>142.168</b> •	257	12	10,2	40,5	59	4
1.2 8V		09/99 -	F		<b>142.167</b> •	240,5	11	9,2	40	59	4
1.2i		09/99 -	F		<b>142.167</b> •	240,5	11	9,2	40	59	4
1.4 16V		06/03 -	F	V	<b>142.192</b> •	257,5	20	18,2	40,5	59	4
1.8 16V HGT		09/99 -	F	V	<b>142.191</b> •	257	22	20,2	40,5	59	4
		09/99 -	R		<b>142.167</b> •	240,5	11	9,2	40	59	4
1.3 MJ		06/03 -	F	V	<b>142.192</b> •	257,5	20	18,2	40,5	59	4
1.9 DS		09/99 -	F		<b>142.168</b> •	257	12	10,2	40,5	59	4
1.9 JTD		09/99 -	F	V	<b>142.192</b> •	257,5	20	18,2	40,5	59	4
1.9 JTD HGT		06/03 -	F	V	<b>142.412</b> •	284	22	20,2	39,4	59	4
		06/03 -	R		<b>142.167</b> •	240,5	11	9,2	40	59	4
All Models	exc. HGT	09/99 -	R	D	<b>433.062</b>	180	38,5		54	59	4
<b>Punto III (Grande Punto) 05</b>											
1.2 12V		09/05 -	F	V	<b>142.1180</b>	257	22	20	40,4	60	4
1.2 8V		09/05 -	F		<b>142.1412</b>	257	12	10	40,5	60	4
1.4		09/05 -	F	V	<b>142.1180</b>	257	22	20	40,4	60	4
1.4 T-Jet		09/07 -	F	V	<b>142.1181</b>	284	22	20	43,3	60	4
1.4i 16V		09/05 -	F	V	<b>142.1180</b>	257	22	20	40,4	60	4
1.3 MJ	75	09/05 -	F	V	<b>142.1180</b>	257	22	20	40,4	60	4
1.3 MJ 16V	90	09/05 -	F	V	<b>142.1181</b>	284	22	20	43,3	60	4
1.9 MJ	120/130	09/05 -	F	V	<b>142.1181</b>	284	22	20	43,3	60	4
1.4i 16V Turbo Abarth		12/07 -	F	V	<b>142.1450</b>	305	28	26	44,8	60	4
		12/07 -	R		<b>142.1182</b>	264	10	8	40,5	60	4
1.4i 16V Turbo Abarth EsseEsse		12/07 -	F	V	<b>142.1472</b>	305	28	26	44,8	60	4
		12/07 -	R		<b>142.1473</b>	264	10	8	40,5	60	4
All Models	with rear Discs	09/05 -	R		<b>142.1182</b>	264	10	8	40,5	60	4
	with rear Drums	09/05 -	R	D	<b>433.210</b>	228,5			61	60	4
<b>Punto EVO 09</b>											
1.2 12V		10/09 -	F	V	<b>142.1180</b>	257	22	20	40,4	60	4
1.2 8V		10/09 -	F		<b>142.1412</b>	257	12	10	40,5	60	4
1.4		10/09 -	F	V	<b>142.1180</b>	257	22	20	40,4	60	4
1.4 Natural Power		10/09 -	F	V	<b>142.1180</b>	257	22	20	40,4	60	4
1.4 T-Jet	99	10/09 -	F	V	<b>142.1181</b>	284	22	20	43,3	60	4
1.4i 16V		10/09 -	F	V	<b>142.1180</b>	257	22	20	40,4	60	4
1.3 MJ	55	10/09 -	F	V	<b>142.1180</b>	257	22	20	40,4	60	4
	66/70	10/09 -	F	V	<b>142.1181</b>	284	22	20	43,3	60	4
1.6 MJ		10/09 -	F	V	<b>142.1181</b>	284	22	20	43,3	60	4
1.4i 16V Turbo Abarth		10/09 -	F	V	<b>142.1450</b>	305	28	26	44,8	60	4
		10/09 -	R		<b>142.1182</b>	264	10	8	40,5	60	4
1.4i 16V Turbo Abarth EsseEsse		10/09 -	F	V	<b>142.1472</b>	305	28	26	44,8	60	4
		10/09 -	R		<b>142.1473</b>	264	10	8	40,5	60	4
All Models	with rear Discs	09/05 -	R		<b>142.1182</b>	264	10	8	40,5	60	4
	with rear Drums	09/05 -	R	D	<b>433.210</b>	228,5			61	60	4
<b>Qubo</b>											
1.4		09/08 -	F	V	<b>142.191</b> •	257	22	20,2	40,5	59	4
1.4 Natural Power		10/09 -	F	V	<b>142.191</b> •	257	22	20,2	40,5	59	4
1.3 MJ		09/08 -	F	V	<b>142.191</b> •	257	22	20,2	40,5	59	4

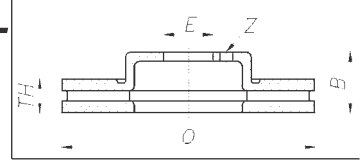


www.intercar.org  
 142 -> HPD for high performance discs  
 142 -> HPD per dischi freno ad alte prestazioni





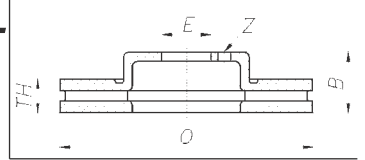
FIAT



Model	Year	F R	V D	CAR	Ø	TH	min TH	B	E	Z	
<b>Regata</b>											
100	09/83 - 09/89	F		<b>142.163</b> •	257	12	10,8	51,5	62	4	
70	09/83 - 09/89	F		<b>142.161</b> •	227	10,8	9	45,8	61,5	4	
75	09/83 - 09/89	F		<b>142.161</b> •	227	10,8	9	45,8	61,5	4	
85	09/83 - 09/89	F		<b>142.161</b> •	227	10,8	9	45,8	61,5	4	
100 Weekend	09/83 - 09/89	F		<b>142.163</b> •	257	12	10,8	51,5	62	4	
70 Weekend	09/83 - 09/89	F		<b>142.161</b> •	227	10,8	9	45,8	61,5	4	
1.7 D	09/83 - 09/89	F		<b>142.161</b> •	227	10,8	9	45,8	61,5	4	
1.9 D	09/83 - 09/89	F		<b>142.163</b> •	257	12	10,8	51,5	62	4	
1.9 TD	05/86 - 09/89	F		<b>142.163</b> •	257	12	10,8	51,5	62	4	
1.7 D Weekend	09/83 - 09/89	F		<b>142.161</b> •	227	10,8	9	45,8	61,5	4	
1.9 D Weekend	09/83 - 09/89	F		<b>142.163</b> •	257	12	10,8	51,5	62	4	
All Models	09/83 - 09/89	R	D	<b>433.061</b>	185,4	35,7		53,1	59	4	
<b>Ritmo</b>											
1.1	05/85 - 09/87	F		<b>142.161</b> •	227	10,8	9	45,8	61,5	4	
1.3	05/85 - 09/87	F		<b>142.161</b> •	227	10,8	9	45,8	61,5	4	
1.5	05/85 - 09/87	F		<b>142.161</b> •	227	10,8	9	45,8	61,5	4	
105 TC	05/81 - 08/83	F		<b>142.162</b> •	251	11	9,5	51	62	4	
	09/83 - 12/85	F		<b>142.163</b> •	257	12	10,8	51,5	62	4	
60	09/78 - 04/85	F		<b>142.161</b> •	227	10,8	9	45,8	61,5	4	
65	09/78 - 09/82	F		<b>142.161</b> •	227	10,8	9	45,8	61,5	4	
75	09/78 - 09/82	F		<b>142.161</b> •	227	10,8	9	45,8	61,5	4	
1.7 D	03/80 - 09/87	F		<b>142.161</b> •	227	10,8	9	45,8	61,5	4	
1.9 TD	06/86 - 06/88	F		<b>142.163</b> •	257	12	10,8	51,5	62	4	
All Models	09/78 - 06/88	R	D	<b>433.061</b>	185,4	35,7		53,1	59	4	
<b>Seicento</b>											
1100 ie	04/98 -	F		<b>142.167</b> •	240,5	11	9,2	40	59	4	
1100 Sporting	04/98 -	F		<b>142.167</b> •	240,5	11	9,2	40	59	4	
900 ie	04/98 -	F		<b>142.167</b> •	240,5	11	9,2	40	59	4	
<b>Stilo</b>											
1.2 16V	10/01 - 02/04	F	V	<b>142.191</b> •	257	22	20,2	40,5	59	4	
1.4 16V	02/04 -	F	V	<b>142.191</b> •	257	22	20,2	40,5	59	4	
1.6 16V	10/01 -	F	V	<b>142.191</b> •	257	22	20,2	40,5	59	4	
1.8 16V	10/01 -	F	V	<b>142.419</b> •	284	22	20,2	43,5	59	4	
2.4 20V Abarth	10/01 -	F	V	<b>142.193</b> •	281	26	24,2	43,7	59	4	
1.9 16V MJ	02/04 -	F	V	<b>142.193</b> •	281	26	24,2	43,7	59	4	
1.9 JTD	10/01 -	F	V	<b>142.419</b> •	284	22	20,2	43,5	59	4	
All Models	10/01 -	R		<b>142.415</b> •	251,4	10	9	50,5	59	4	
<b>Stilo SW</b>											
1.4 16V	02/04 -	F	V	<b>142.191</b> •	257	22	20,2	40,5	59	4	
1.6 16V	10/01 -	F	V	<b>142.419</b> •	284	22	20,2	43,5	59	4	
1.8 16V	10/01 -	F	V	<b>142.419</b> •	284	22	20,2	43,5	59	4	
1.9 16V MJ	02/04 -	F	V	<b>142.193</b> •	281	26	24,2	43,7	59	4	
1.9 JTD	10/01 -	F	V	<b>142.419</b> •	284	22	20,2	43,5	59	4	
All Models	10/01 -	R		<b>142.415</b> •	251,4	10	9	50,5	59	4	
<b>Tempra 90 - 92</b>											
1.4 ie	with ABS	03/90 - 04/93	F		<b>142.168</b> •	257	12	10,2	40,5	59	4
	without ABS	03/90 - 04/93	F		<b>142.167</b> •	240,5	11	9,2	40	59	4
	without ABS	03/90 - 04/93	R	D	<b>433.062</b>	180	38,5	54	59	4	
1.4 ie Automatic		03/90 - 04/93	F		<b>142.168</b> •	257	12	10,2	40,5	59	4
1.6 ie	with ABS	03/90 - 04/93	F		<b>142.168</b> •	257	12	10,2	40,5	59	4
	without ABS	03/90 - 04/93	F		<b>142.167</b> •	240,5	11	9,2	40	59	4
	without ABS	03/90 - 04/93	R	D	<b>433.062</b>	180	38,5	54	59	4	
1.6 ie Automatic		03/90 - 04/93	F		<b>142.168</b> •	257	12	10,2	40,5	59	4
1.8 ie		03/90 - 04/93	F		<b>142.168</b> •	257	12	10,2	40,5	59	4
	without ABS	03/90 - 04/93	R	D	<b>433.063</b>	228,4	47,5	61	59	4	
2.0 ie		03/90 - 04/93	F	V	<b>142.192</b> •	257,5	20	18,2	40,5	59	4
1.4 ie SW		03/90 - 04/93	F		<b>142.168</b> •	257	12	10,2	40,5	59	4
1.6 ie SW		03/90 - 04/93	F		<b>142.168</b> •	257	12	10,2	40,5	59	4
1.8 ie SW		03/90 - 04/93	F	V	<b>142.192</b> •	257,5	20	18,2	40,5	59	4
2.0 ie SW		03/90 - 04/93	F		<b>142.167</b> •	240,5	11	9,2	40	59	4
		03/90 - 04/93	F	V	<b>142.192</b> •	257,5	20	18,2	40,5	59	4



FIAT



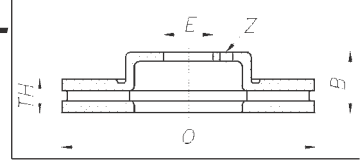
Model	Year	F R	V D	CAR	Ø	TH	min TH	B	E	Z
1.9 D	03/90 - 04/93	F		142.168 •	257	12	10,2	40,5	59	4
without ABS	03/90 - 04/93	R	D	433.063	228,4	47,5		61	59	4
1.9 TD	03/90 - 04/93	F		142.168 •	257	12	10,2	40,5	59	4
without ABS	03/90 - 04/93	R	D	433.063	228,4	47,5		61	59	4
1.9 D SW	03/90 - 04/93	F		142.168 •	257	12	10,2	40,5	59	4
1.9 TD SW	03/90 - 04/93	F	V	142.192 •	257,5	20	18,2	40,5	59	4
All Models	with rear Discs	R		142.167 •	240,5	11	9,2	40	59	4
<b>Tempra 93 - 96</b>										
1.4 ie	05/93 - 09/96	F		142.167 •	240,5	11	9,2	40	59	4
with ABS	05/93 - 09/96	F		142.168 •	257	12	10,2	40,5	59	4
1.6 ie	05/93 - 09/96	F		142.168 •	257	12	10,2	40,5	59	4
1.6 ie Automatic	with ABS	F		142.168 •	257	12	10,2	40,5	59	4
1.6 Selecta	05/93 - 09/96	F		142.168 •	257	12	10,2	40,5	59	4
1.8 ie	05/93 - 09/96	F		142.168 •	257	12	10,2	40,5	59	4
2.0 ie	05/93 - 09/96	F	V	142.192 •	257,5	20	18,2	40,5	59	4
1.4 ie SW	05/93 - 09/96	F		142.168 •	257	12	10,2	40,5	59	4
1.6 ie SW	05/93 - 09/96	F		142.168 •	257	12	10,2	40,5	59	4
1.8 ie SW	05/93 - 09/96	F	V	142.192 •	257,5	20	18,2	40,5	59	4
2.0 4WD SW	05/93 - 09/96	F	V	142.192 •	257,5	20	18,2	40,5	59	4
2.0 ie SW	05/93 - 09/96	F	V	142.192 •	257,5	20	18,2	40,5	59	4
1.9 D	05/93 - 09/96	F		142.167 •	240,5	11	9,2	40	59	4
with ABS	05/93 - 09/96	F		142.168 •	257	12	10,2	40,5	59	4
1.9 TD	05/93 - 09/96	F		142.168 •	257	12	10,2	40,5	59	4
solid Discs	05/93 - 09/96	F		142.168 •	257	12	10,2	40,5	59	4
vented Discs	05/93 - 09/96	F	V	142.192 •	257,5	20	18,2	40,5	59	4
1.9 D SW	05/93 - 09/96	F		142.168 •	257	12	10,2	40,5	59	4
1.9 TD SW	05/93 - 09/96	F	V	142.192 •	257,5	20	18,2	40,5	59	4
All Models	with rear Discs	R		142.167 •	240,5	11	9,2	40	59	4
<b>Tipo 89 - 92</b>										
1.1	01/88 - 04/93	F		142.168 •	257	12	10,2	40,5	59	4
with ABS	01/88 - 04/93	F		142.167 •	240,5	11	9,2	40	59	4
without ABS	01/88 - 04/93	R	D	433.062	180	38,5		54	59	4
1.4	01/88 - 04/93	F		142.168 •	257	12	10,2	40,5	59	4
without ABS	01/88 - 04/93	F		142.167 •	240,5	11	9,2	40	59	4
without ABS	01/88 - 04/93	R	D	433.062	180	38,5		54	59	4
1.4 ie	01/88 - 04/93	F		142.168 •	257	12	10,2	40,5	59	4
with ABS	01/88 - 04/93	F		142.167 •	240,5	11	9,2	40	59	4
without ABS	01/88 - 04/93	F		142.167 •	240,5	11	9,2	40	59	4
1.6	01/88 - 04/93	F		142.168 •	257	12	10,2	40,5	59	4
with ABS	01/88 - 04/93	F		142.167 •	240,5	11	9,2	40	59	4
without ABS	01/88 - 04/93	R	D	433.062	180	38,5		54	59	4
without ABS	01/88 - 04/93	R	D	433.062	180	38,5		54	59	4
1.6 ie	01/88 - 04/93	F		142.168 •	257	12	10,2	40,5	59	4
57 Kw with ABS	01/88 - 04/93	F		142.167 •	240,5	11	9,2	40	59	4
57 Kw without ABS	01/88 - 04/93	F		142.167 •	240,5	11	9,2	40	59	4
66 Kw	01/88 - 12/91	F		142.168 •	257	12	10,2	40,5	59	4
1.6 ie Automatic	01/88 - 04/93	F		142.168 •	257	12	10,2	40,5	59	4
57 Kw	01/88 - 04/93	R	D	433.063	228,4	47,5		61	59	4
57 Kw	01/88 - 04/93	R	D	433.063	228,4	47,5		61	59	4
1.8 ie	03/90 - 04/93	F		142.168 •	257	12	10,2	40,5	59	4
without ABS	03/90 - 04/93	R	D	433.063	228,4	47,5		61	59	4
1.8 ie 16V	10/89 - 04/93	F	V	142.192 •	257,5	20	18,2	40,5	59	4
2.0 ie	09/90 - 04/93	F	V	142.192 •	257,5	20	18,2	40,5	59	4
2.0 ie 16V	01/91 - 04/93	F	V	142.412 •	284	22	20,2	39,4	59	4
1.7 D	01/88 - 04/93	F		142.168 •	257	12	10,2	40,5	59	4
with ABS	01/88 - 04/93	F		142.167 •	240,5	11	9,2	40	59	4
without ABS	01/88 - 04/93	F		142.167 •	240,5	11	9,2	40	59	4
1.9 D	01/88 - 04/93	F		142.168 •	257	12	10,2	40,5	59	4
with ABS	01/88 - 04/93	F		142.167 •	240,5	11	9,2	40	59	4
without ABS	01/88 - 04/93	F		142.167 •	240,5	11	9,2	40	59	4
1.9 TD	01/88 - 04/93	F		142.168 •	257	12	10,2	40,5	59	4
without ABS	01/88 - 04/93	R	D	433.063	228,4	47,5		61	59	4
with rear Discs	01/88 - 04/93	R		142.167 •	240,5	11	9,2	40	59	4
<b>Tipo 93 - 95</b>										
1.4 ie	05/93 - 09/95	F		142.168 •	257	12	10,2	40,5	59	4
with ABS	05/93 - 09/95	F		142.167 •	240,5	11	9,2	40	59	4
without ABS	05/93 - 09/95	F		142.167 •	240,5	11	9,2	40	59	4
1.6 ie	05/93 - 09/95	F		142.168 •	257	12	10,2	40,5	59	4
with ABS	05/93 - 09/95	F		142.167 •	240,5	11	9,2	40	59	4
without ABS	05/93 - 09/95	F		142.167 •	240,5	11	9,2	40	59	4
1.6 ie Automatic	with ABS	F		142.168 •	257	12	10,2	40,5	59	4



www.intercar.org  
142 -> HPD for high performance discs  
142 -> HPD per dischi freno ad alte prestazioni



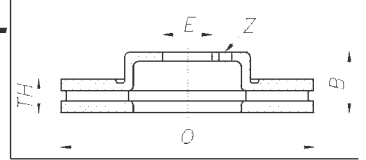
FIAT



Model	Year	F R	V D	CAR	Ø	TH	min TH	B	E	Z
	05/93 - 09/95	R	D	<b>433.063</b>	228,4	47,5		61	59	4
1.8 ie	05/93 - 09/95	F		<b>142.168</b> •	257	12	10,2	40,5	59	4
2.0 ie	83 Kw 05/93 - 09/95	F	V	<b>142.192</b> •	257,5	20	18,2	40,5	59	4
2.0 ie 16V	102 Kw 05/93 - 09/95	F	V	<b>142.412</b> •	284	22	20,2	39,4	59	4
1.7 D	with ABS 05/93 - 09/95	F		<b>142.168</b> •	257	12	10,2	40,5	59	4
	without ABS 05/93 - 09/95	F		<b>142.167</b> •	240,5	11	9,2	40	59	4
1.9 D	with ABS 05/93 - 09/95	F		<b>142.168</b> •	257	12	10,2	40,5	59	4
	without ABS 05/93 - 09/95	F		<b>142.167</b> •	240,5	11	9,2	40	59	4
1.9 TD	05/93 - 09/95	F		<b>142.168</b> •	257	12	10,2	40,5	59	4
	without ABS 05/93 - 09/95	R	D	<b>433.063</b>	228,4	47,5		61	59	4
All Models	with rear Discs 05/93 - 09/95	R		<b>142.167</b> •	240,5	11	9,2	40	59	4
<b>Ulysse</b>										
1.8 ie	BENDIX system 06/96 -	F	V	<b>142.194</b> •	257,5	20	18,2	40,5	59	5
	LUCAS/GIRLING system 06/96 -	F	V	<b>142.408</b> •	281	26	24,2	43,7	59	5
2.0 ie	06/94 -	F	V	<b>142.408</b> •	281	26	24,2	43,7	59	5
2.0 ie Turbo	06/94 -	F	V	<b>142.408</b> •	281	26	24,2	43,7	59	5
3.0 V6 24V	08/02 -	F	V	<b>142.029</b>	310	32	30	43,5	59	5
1.9 TD	01/95 -	F	V	<b>142.408</b> •	281	26	24,2	43,7	59	5
2.0 JTD	01/02 -	F	V	<b>142.205</b>	285	28	26	43,7	59	5
	06/99 -	F	V	<b>142.408</b> •	281	26	24,2	43,7	59	5
2.1 12V TD	06/96 -	F	V	<b>142.408</b> •	281	26	24,2	43,7	59	5
2.2 JTD	01/02 -	F	V	<b>142.205</b>	285	28	26	43,7	59	5
All Models	01/02 -	R		<b>142.206</b>	272	12	10	28	59	5
	with ABS 06/94 -	R		<b>142.409</b>	295	10	8	56	59	5
	without ABS 06/94 -	R	D	<b>433.068</b>	255	67		85	59	5
<b>Uno 83 - 89</b>										
1.3 ie Turbo	05/85 - 09/89	F	V	<b>142.195</b>	240	20	18,2	46,5	59	4
	05/85 - 09/89	R		<b>142.161</b> •	227	10,8	9	45,8	61,5	4
45	03/83 - 09/89	F		<b>142.161</b> •	227	10,8	9	45,8	61,5	4
55	03/83 - 09/89	F		<b>142.161</b> •	227	10,8	9	45,8	61,5	4
60	03/83 - 09/89	F		<b>142.161</b> •	227	10,8	9	45,8	61,5	4
70	03/83 - 09/89	F		<b>142.161</b> •	227	10,8	9	45,8	61,5	4
75	03/83 - 09/89	F		<b>142.161</b> •	227	10,8	9	45,8	61,5	4
CS	01/88 - 09/89	F		<b>142.411</b> •	240	12	10,8	46,5	59	4
Selecta	01/88 - 09/89	F		<b>142.411</b> •	240	12	10,8	46,5	59	4
1.3 D	03/83 - 09/89	F		<b>142.161</b> •	227	10,8	9	45,8	61,5	4
1.7 D	02/84 - 09/89	F		<b>142.411</b> •	240	12	10,8	46,5	59	4
1.7 TD	05/86 - 09/89	F		<b>142.411</b> •	240	12	10,8	46,5	59	4
All Models	exc. Turbo 03/83 - 09/89	R	D	<b>433.061</b>	185,4	35,7		53,1	59	4
<b>Uno 90 - 95</b>										
1.0 ie	10/89 - 06/95	F		<b>142.161</b> •	227	10,8	9	45,8	61,5	4
1.1 ie	10/89 - 06/95	F		<b>142.161</b> •	227	10,8	9	45,8	61,5	4
1.3 ie Turbo	10/89 - 03/92	F	V	<b>142.195</b>	240	20	18,2	46,5	59	4
	10/89 - 03/92	R		<b>142.161</b> •	227	10,8	9	45,8	61,5	4
1.4 ie	10/89 - 06/95	F		<b>142.161</b> •	227	10,8	9	45,8	61,5	4
1.4 ie Turbo	10/89 - 06/95	F	V	<b>142.195</b>	240	20	18,2	46,5	59	4
	10/89 - 06/95	R		<b>142.161</b> •	227	10,8	9	45,8	61,5	4
1.5 ie	10/89 - 06/95	F		<b>142.161</b> •	227	10,8	9	45,8	61,5	4
CS	10/89 - 06/95	F		<b>142.411</b> •	240	12	10,8	46,5	59	4
Selecta	10/89 - 06/95	F		<b>142.411</b> •	240	12	10,8	46,5	59	4
1.4 TD	10/89 - 06/95	F		<b>142.411</b> •	240	12	10,8	46,5	59	4
1.7 D	10/89 - 06/95	F		<b>142.411</b> •	240	12	10,8	46,5	59	4
1.9 TD	10/89 - 06/95	F		<b>142.411</b> •	240	12	10,8	46,5	59	4
All Models	exc. Turbo 10/89 - 03/92	R	D	<b>433.061</b>	185,4	35,7		53,1	59	4
<b>X1-9</b>										
1.3	10/72 - 12/79	F		<b>142.161</b> •	227	10,8	9	45,8	61,5	4
	10/72 - 12/79	R		<b>142.161</b> •	227	10,8	9	45,8	61,5	4
1.5	11/78 - 12/89	F		<b>142.161</b> •	227	10,8	9	45,8	61,5	4
	11/78 - 12/89	R		<b>142.161</b> •	227	10,8	9	45,8	61,5	4



FIAT



Model	Year	F R	V D	CAR	Ø	TH	min TH	B	E	Z	
<b>FIAT Mpv - Suv - Off road</b>											
<b>Freemont 11</b>											
3.6 V6	08/11 -	F	V	<b>142.1516</b>	302	28	26	39	72,5	5	
2.0 JTD	08/11 -	F	V	<b>142.1516</b>	302	28	26	39	72,5	5	
All Models	08/11 -	R		<b>142.1517</b>	305	12	10	35	72	5	
<b>Sedici 05</b>											
1.6 16V	03/06 -	F	V	<b>142.1191</b>	280	22	20	47	62	5	
1.9 MJ	03/06 -	F	V	<b>142.1191</b>	280	22	20	47	62	5	
2.0 MJ 4WD	09/09 -	F	V	<b>142.1191</b>	280	22	20	47	62	5	
	09/09 -	R		<b>142.1722</b>	316	28	26	52	63,6	5	
<b>FIAT Light commercial</b>											
<b>242</b>											
All Models	01/73 - 10/86	F	V	<b>142.170</b>	285	20	18	90,5	83	8	
	01/73 - 10/86	R		<b>142.171</b>	279	9	8,1	45	120,3	6	
<b>900</b>											
E	01/79 - 10/86	F		<b>142.161</b> •	227	10,8	9	45,8	61,5	4	
T	01/79 - 10/86	F		<b>142.161</b> •	227	10,8	9	45,8	61,5	4	
<b>Doblo' Cargo</b>											
All Models (223)	02/00 - 09/05	F	V	<b>142.192</b> •	257,5	20	18,2	40,5	59	4	
	10/05 -	F	V	<b>142.419</b> •	284	22	20,2	43,5	59	4	
powerful suspension	10/05 -	F	V	<b>142.191</b> •	257	22	20,2	40,5	59	4	
All Models (253)	02/10 -	F	V	<b>142.187</b> •	284	22	20,2	43,5	59	5	
with 305 mm Discs	03/11 -	F	V	<b>142.1633</b>	305	28	26	45,7	59	5	
<b>Ducato I/II (280/290) 81 - 94</b>											
All Models	18 Maxi	09/81 - 01/94	F		<b>142.177</b>	290	16	14,5	61	73	5
	Ch -154461	09/81 - 01/94	F		<b>142.175</b> •	256	13	11,4	61	72	5
	Ch 154462-	09/81 - 01/94	F		<b>142.176</b>	256	16,1	13,5	64,1	73	5
		09/81 - 01/94	R	D	<b>433.075</b>	254	63,5		98	72	5
<b>Ducato III (230) 94 - 02</b>											
All Models	10/14 with solid Discs	02/94 - 11/01	F		<b>142.172</b>	280	18	15,9	65,5	73	5
	10/14 with vented Discs	02/94 - 11/01	F	V	<b>142.173</b>	280	24	21,9	65,5	73	5
	18 Maxi	02/94 - 11/01	F	V	<b>142.169</b>	300	24	21,9	65,5	80	5
	10/14 with rear Discs	02/94 - 11/01	R		<b>142.213</b>	280	16	14,2	82	72	5
	18 Maxi	02/94 - 11/01	R	D	<b>433.076</b>	254	64,5		98	79	5
	18 Maxi with rear Discs	02/94 - 11/01	R		<b>142.212</b>	280	16	14,2	82	79	5
<b>Ducato IV (244) 02 - 06</b>											
All Models	11/15	11/01 -	F	V	<b>142.173</b>	280	24	21,9	65,5	73	5
	18 Maxi	11/01 -	F	V	<b>142.169</b>	300	24	21,9	65,5	80	5
	11/15	11/01 -	R		<b>142.213</b>	280	16	14,2	82	72	5
	18 Maxi	11/01 -	R		<b>142.212</b>	280	16	14,2	82	79	5
<b>Ducato V (250) 06</b>											
All Models	11/15	01/09 -	F	V	<b>142.1491</b>	280	24	21,9	67,5	73	5
	11/15	07/06 - 12/08	F	V	<b>142.173</b>	280	24	21,9	65,5	73	5
	17	07/06 -	F	V	<b>142.169</b>	300	24	21,9	65,5	80	5
	17 Light	01/09 -	F	V	<b>142.1504</b>	280	28	25,9	71,5	73	5
	17 Light	07/06 - 12/08	F	V	<b>142.1409</b>	280	28	25,9	69,5	73	5
	20	07/06 -	F	V	<b>142.1417</b>	300	32	29,9	73,5	80	5
	11/15	07/06 -	R		<b>142.1413</b>	280	16	14,2	80	72	5
	17	07/06 -	R		<b>142.1414</b>	280	16	14,2	80	79	5
	20	07/06 -	R		<b>142.1418</b>	300	16	14,2	80	79	5
<b>Fiorino</b>											
All Models		02/78 - 08/88	F		<b>142.161</b> •	227	10,8	9	45,8	61,5	4
		09/88 - 08/93	F		<b>142.411</b> •	240	12	10,8	46,5	59	4
		09/88 -	R	D	<b>433.061</b>	185,4	35,7		53,1	59	4
<b>Fiorino 08</b>											
1.4	02/08 -	F	V	<b>142.191</b> •	257	22	20,2	40,5	59	4	
1.3 MJ	02/08 -	F	V	<b>142.191</b> •	257	22	20,2	40,5	59	4	
<b>Fiorino Qubo 08</b>											
1.4	09/08 -	F	V	<b>142.191</b> •	257	22	20,2	40,5	59	4	
1.3 MJ	09/08 -	F	V	<b>142.191</b> •	257	22	20,2	40,5	59	4	



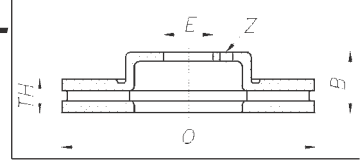
www.intercar.org

142 -&gt; HPD for high performance discs

142 -&gt; HPD per dischi freno ad alte prestazioni



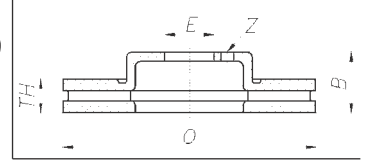
FIAT



Model	Year	F R	V D	CAR	Ø	TH	min TH	B	E	Z
<b>Marengo</b>										
Marea	10/96 -	F	V	<b>142.192</b> •	257,5	20	18,2	40,5	59	4
Regata	09/83 - 02/90	F	V	<b>142.163</b> •	257	12	10,8	51,5	62	4
Tempra	03/90 - 09/96	F	V	<b>142.192</b> •	257,5	20	18,2	40,5	59	4
<b>Panda Van I 86 - 02</b>										
All Models	01/86 - 07/92	F		<b>142.161</b> •	227	10,8	9	45,8	61,5	4
	08/92 - 02/94	F		<b>142.167</b> •	240,5	11	9,2	40	59	4
<b>Panda Van II 03</b>										
1.2	09/04 -	F		<b>142.167</b> •	240,5	11	9,2	40	59	4
1.2 4WD	09/04 -	F	V	<b>142.1013</b>	240	20	18,2	40,5	59	4
1.3 JTD	09/04 -	F	V	<b>142.1013</b>	240	20	18,2	40,5	59	4
<b>Punto Van 93</b>										
1.1	with ABS	11/93 - 10/99	F		<b>142.168</b> •	257	12	10,2	40,5	59
	without ABS	11/93 - 10/99	F		<b>142.167</b> •	240,5	11	9,2	40	59
1.7 TD		11/93 - 10/99	F		<b>142.168</b> •	257	12	10,2	40,5	59
<b>Punto Van 99</b>										
1.2		02/00 -	F		<b>142.167</b> •	240,5	11	9,2	40	59
1.3 JTD		06/03 - 10/05	F	V	<b>142.192</b> •	257,5	20	18,2	40,5	59
1.9 D		02/00 -	F		<b>142.168</b> •	257	12	10,2	40,5	59
1.9 JTD		02/00 -	F	V	<b>142.192</b> •	257,5	20	18,2	40,5	59
<b>Scudo</b>										
2.0 16V		02/04 -	F	V	<b>142.205</b>	285	28	26	43,7	59
1.9 D		02/04 -	F	V	<b>142.194</b> •	257,5	20	18,2	40,5	59
2.0 JTD	94/109	02/04 -	F	V	<b>142.205</b>	285	28	26	43,7	59
All Models	BENDIX system	10/95 - 01/04	F	V	<b>142.194</b> •	257,5	20	18,2	40,5	59
	LUCAS/GIRLING system	10/95 - 01/04	F	V	<b>142.408</b> •	281	26	24,2	43,7	59
		10/95 -	R	D	<b>433.068</b>	255	67		85	59
<b>Scudo 07</b>										
All Models	with 280 mm Discs	01/07 -	F	V	<b>142.1424</b>	280	28	26	48	71
	with 304 mm Discs	01/07 -	F	V	<b>142.1425</b>	304	28	26	48,5	71
		01/07 -	R		<b>142.1426</b>	290	14	13	49	71
<b>Strada Pick-up</b>										
1.2 8V		01/98 -	F	V	<b>142.192</b> •	257,5	20	18,2	40,5	59
1.7 TD		01/98 -	F	V	<b>142.192</b> •	257,5	20	18,2	40,5	59
<b>Talento</b>										
2.0		07/90 - 11/94	F		<b>142.176</b>	256	16,1	13,5	64,1	73
1.9 D		10/88 - 11/94	F		<b>142.176</b>	256	16,1	13,5	64,1	73
All Models		07/90 - 11/94	R	D	<b>433.075</b>	254	63,5		98	72
<b>Uno Van</b>										
1.0		01/90 - 11/95	F		<b>142.161</b> •	227	10,8	9	45,8	61,5
1.7 D		01/90 - 11/95	F		<b>142.411</b> •	240	12	10,8	46,5	59
<b>FORD</b>										
<b>Capri II 74 - 86</b>										
1.3		01/75 - 12/82	F		<b>142.256</b> •	244,6	12,7	11,4	27,1	68,3
All Models	exc. 2.8i-3.0	02/74 - 12/86	F		<b>142.256</b> •	244,6	12,7	11,4	27,1	68,3
<b>C-Max 07</b>										
1.6		02/07 -	F	V	<b>142.1143</b>	278	25	23	48,7	63,5
1.8		02/07 -	F	V	<b>142.1143</b>	278	25	23	48,7	63,5
1.8 Flexifuel		02/07 -	F	V	<b>142.1143</b>	278	25	23	48,7	63,5
2.0		02/07 -	F	V	<b>142.1143</b>	278	25	23	48,7	63,5
1.6 TDCI		02/07 -	F	V	<b>142.1143</b>	278	25	23	48,7	63,5
1.8 TDCI		02/07 -	F	V	<b>142.1143</b>	278	25	23	48,7	63,5
2.0 TDCI		02/07 -	F	V	<b>142.1143</b>	278	25	23	48,7	63,5
All Models	17" wheels	02/07 -	F	V	<b>142.1144</b>	300	25	23	48,7	63,5
	15" / 16" wheels	02/07 -	R		<b>142.1178</b>	265	11	9	40,9	63,5
	17" wheels	02/07 -	R		<b>142.1145</b>	280	11	9	41	63,5
<b>C-Max 10</b>										
1.6		12/10 -	F	V	<b>142.1143</b>	278	25	23	48,7	63,5
1.6 EcoBoost		12/10 -	F	V	<b>142.1144</b>	300	25	23	48,7	63,5
1.6 TDCI		12/10 -	F	V	<b>142.1143</b>	278	25	23	48,7	63,5
2.0 TDCI		12/10 -	F	V	<b>142.1144</b>	300	25	23	48,7	63,5



FORD



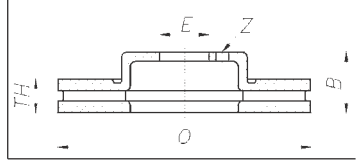
Model	Year	F R	V D	CAR	Ø	TH	min TH	B	E	Z
All Models	12/10 -	<b>R</b>		<b>142.1652</b>	280	11	9	50,7	63,5	5
<b>Consul</b>										
1.6	08/81 - 12/83	<b>F</b>		<b>142.264</b> •	262	12,7	11,4	73	69	5
1.7	11/74 - 07/81	<b>F</b>		<b>142.264</b> •	262	12,7	11,4	73	69	5
2.0	11/74 - 06/85	<b>F</b>		<b>142.264</b> •	262	12,7	11,4	73	69	5
2.3	11/74 - 06/85	<b>F</b>		<b>142.264</b> •	262	12,7	11,4	73	69	5
2.6	02/72 - 07/77	<b>F V</b>		<b>142.265</b> •	262	24	22,6	73	69	5
2.8	08/77 - 06/85	<b>F V</b>		<b>142.265</b> •	262	24	22,6	73	69	5
2.8i	08/77 - 06/85	<b>F V</b>		<b>142.265</b> •	262	24	22,6	73	69	5
3.0	02/72 - 07/77	<b>F V</b>		<b>142.265</b> •	262	24	22,6	73	69	5
1.9 D	08/77 - 12/79	<b>F</b>		<b>142.264</b> •	262	12,7	11,4	73	69	5
2.1 D	08/77 - 12/83	<b>F</b>		<b>142.264</b> •	262	12,7	11,4	73	69	5
2.5 D	08/82 - 06/85	<b>F V</b>		<b>142.265</b> •	262	24	22,6	73	69	5
<b>Cortina</b>										
All Models	07/70 - 09/82	<b>F</b>		<b>142.254</b>	247,6	12,7	11,4	26,9	68,3	4
<b>Cougar</b>										
2.0i 16V	09/98 -	<b>F V</b>		<b>142.249</b> •	260	24	22,2	47	63,5	4
	09/98 -	<b>R V</b>		<b>142.248</b> •	253	20	18	43,7	63,5	4
2.5i V6 24V	09/98 -	<b>F V</b>		<b>142.260</b> •	278	24	22,2	47	63,6	4
	09/98 -	<b>R V</b>		<b>142.248</b> •	253	20	18	43,7	63,5	4
<b>Escort I 70 - 80</b>										
Mexico	03/75 - 07/80	<b>F</b>		<b>142.256</b> •	244,6	12,7	11,4	27,1	68,3	4
RS 1600	03/75 - 07/80	<b>F</b>		<b>142.256</b> •	244,6	12,7	11,4	27,1	68,3	4
RS 2000	03/75 - 07/80	<b>F</b>		<b>142.256</b> •	244,6	12,7	11,4	27,1	68,3	4
Twin Cam	03/75 - 07/80	<b>F</b>		<b>142.256</b> •	244,6	12,7	11,4	27,1	68,3	4
All Models	12/74 - 07/80	<b>F</b>		<b>142.254</b>	247,6	12,7	11,4	26,9	68,3	4
<b>Escort II 81 - 85</b>										
1.1	08/80 - 12/85	<b>F</b>		<b>142.252</b> •	239,5	10,2	8,7	58,1	63,5	4
1.3	08/80 - 12/85	<b>F</b>		<b>142.252</b> •	239,5	10,2	8,7	58,1	63,5	4
1.6	exc. Turbo	08/80 - 12/85	<b>F V</b>	<b>142.257</b>	239,5	24,2	22,2	58,1	63,5	4
XR3	08/80 - 10/82	<b>F V</b>		<b>142.257</b>	239,5	24,2	22,2	58,1	63,5	4
XR3i	09/82 - 12/85	<b>F V</b>		<b>142.257</b>	239,5	24,2	22,2	58,1	63,5	4
1.6 D	08/80 - 12/85	<b>F</b>		<b>142.252</b> •	239,5	10,2	8,7	58,1	63,5	4
<b>Escort III 86 - 90</b>										
1.1	01/86 - 08/90	<b>F</b>		<b>142.252</b> •	239,5	10,2	8,7	58,1	63,5	4
1.3	exc. SCS	01/86 - 08/90	<b>F</b>	<b>142.252</b> •	239,5	10,2	8,7	58,1	63,5	4
	with SCS	01/86 - 08/90	<b>F V</b>	<b>142.257</b>	239,5	24,2	22,2	58,1	63,5	4
1.4	01/86 - 08/90	<b>F V</b>		<b>142.257</b>	239,5	24,2	22,2	58,1	63,5	4
1.6	exc. Turbo	01/86 - 08/90	<b>F V</b>	<b>142.257</b>	239,5	24,2	22,2	58,1	63,5	4
RS 1.6 Turbo	01/86 - 08/90	<b>F V</b>		<b>142.267</b> •	260	24,2	22,8	58,1	63,6	4
XR3i	01/86 - 08/90	<b>F V</b>		<b>142.257</b>	239,5	24,2	22,2	58,1	63,5	4
1.6 D	exc. SCS	01/86 - 03/89	<b>F</b>	<b>142.252</b> •	239,5	10,2	8,7	58,1	63,5	4
	with SCS	01/86 - 03/89	<b>F V</b>	<b>142.257</b>	239,5	24,2	22,2	58,1	63,5	4
1.8 D	04/89 - 08/90	<b>F V</b>		<b>142.257</b>	239,5	24,2	22,2	58,1	63,5	4
<b>Escort IV 91 - 99</b>										
1.1	with ABS	09/90 - 01/95	<b>F V</b>	<b>142.266</b> •	239,5	20	18	43	63,5	4
	without ABS	09/90 - 01/95	<b>F</b>	<b>142.263</b> •	239,5	10	8	43	63,5	4
1.3	with ABS	09/90 - 01/95	<b>F V</b>	<b>142.266</b> •	239,5	20	18	43	63,5	4
	without ABS	09/90 - 01/95	<b>F</b>	<b>142.263</b> •	239,5	10	8	43	63,5	4
1.4	09/90 - 01/95	<b>F V</b>		<b>142.266</b> •	239,5	20	18	43	63,5	4
1.6	09/90 - 01/95	<b>F V</b>		<b>142.266</b> •	239,5	20	18	43	63,5	4
	with ABS	09/90 - 01/95	<b>R</b>	<b>142.241</b>	270	10	8,6	62,6	63,5	4
1.8i 16V	77 Kw	01/92 - 01/95	<b>F V</b>	<b>142.266</b> •	239,5	20	18	43	63,5	4
	96 Kw	01/92 - 01/95	<b>F V</b>	<b>142.247</b> •	260	24,2	22,2	44	63,5	4
	with ABS	01/92 - 01/95	<b>R</b>	<b>142.241</b>	270	10	8,6	62,6	63,5	4
2.0i 16V RS 4WD Cosworth		01/92 - 10/93	<b>F V</b>	<b>142.236</b>	278	24	22,2	35,2	63,5	4
		02/93 - 10/96	<b>F V</b>	<b>142.232</b>	278	24	22,4	35	63,5	4
		01/92 - 10/96	<b>R V</b>	<b>142.233</b>	273	20	18	42,7	63,5	4
RS 2000 16V		05/91 - 01/95	<b>F V</b>	<b>142.247</b> •	260	24,2	22,2	44	63,5	4
		05/91 - 01/95	<b>R</b>	<b>142.241</b>	270	10	8,6	62,6	63,5	4
XR 1.8i 16V	96 Kw	01/92 - 12/94	<b>F V</b>	<b>142.247</b> •	260	24,2	22,2	44	63,5	4
	96 Kw	01/92 - 12/94	<b>R</b>	<b>142.241</b>	270	10	8,6	62,6	63,5	4



www.intercar.org  
 142 -> HPD for high performance discs  
 142 -> HPD per dischi freno ad alte prestazioni



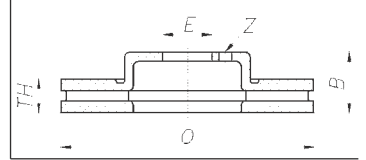
# FORD



Model	Year	F R	V D	<b>CAR</b>	∅	TH	min TH	B	E	Z
XR3i 1.6	09/90 - 12/92	F	V	<b>142.266</b> •	239,5	20	18	43	63,5	4
XR3i 1.8i 16V	01/92 - 12/94	F	V	<b>142.247</b> •	260	24,2	22,2	44	63,5	4
	01/92 - 12/94	R		<b>142.241</b>	270	10	8,6	62,6	63,5	4
1.3 SW	09/90 - 01/95	F	V	<b>142.266</b> •	239,5	20	18	43	63,5	4
1.8 D	09/90 - 01/95	F	V	<b>142.266</b> •	239,5	20	18	43	63,5	4
	with ABS	R		<b>142.241</b>	270	10	8,6	62,6	63,5	4
1.8 TD	02/93 - 01/95	F	V	<b>142.266</b> •	239,5	20	18	43	63,5	4
	with ABS	R		<b>142.241</b>	270	10	8,6	62,6	63,5	4
<b>Escort V 95 - 99</b>										
1.3i	with ABS	F	V	<b>142.266</b> •	239,5	20	18	43	63,5	4
	without ABS	F		<b>142.263</b> •	239,5	10	8	43	63,5	4
1.4i		F	V	<b>142.266</b> •	239,5	20	18	43	63,5	4
1.6i 16V		F	V	<b>142.266</b> •	239,5	20	18	43	63,5	4
	with ABS	R		<b>142.241</b>	270	10	8,6	62,6	63,5	4
1.8i 16V	77 Kw	F	V	<b>142.266</b> •	239,5	20	18	43	63,5	4
	85 Kw	F	V	<b>142.247</b> •	260	24,2	22,2	44	63,5	4
	with ABS	R		<b>142.241</b>	270	10	8,6	62,6	63,5	4
RS 2000 16V		F	V	<b>142.247</b> •	260	24,2	22,2	44	63,5	4
		R		<b>142.241</b>	270	10	8,6	62,6	63,5	4
1.8 D		F	V	<b>142.266</b> •	239,5	20	18	43	63,5	4
	with ABS	R		<b>142.241</b>	270	10	8,6	62,6	63,5	4
1.8 TD		F	V	<b>142.266</b> •	239,5	20	18	43	63,5	4
	with ABS	R		<b>142.241</b>	270	10	8,6	62,6	63,5	4
<b>Fiesta I/II 76 - 88</b>										
1.0		F		<b>142.251</b>	221	10	8,7	42	72	4
1.1		F		<b>142.251</b>	221	10	8,7	42	72	4
1.3		F		<b>142.251</b>	221	10	8,7	42	72	4
1.4		F		<b>142.251</b>	221	10	8,7	42	72	4
1.6 XR2		F	V	<b>142.246</b> •	239,5	20	18,5	45,9	72	4
1.6 D		F		<b>142.251</b>	221	10	8,7	42	72	4
<b>Fiesta III 89 - 96</b>										
1.1	exc. SCS	F		<b>142.263</b> •	239,5	10	8	43	63,5	4
	with SCS	F	V	<b>142.266</b> •	239,5	20	18	43	63,5	4
1.1 Classic		F		<b>142.263</b> •	239,5	10	8	43	63,5	4
1.3	exc. SCS	F		<b>142.263</b> •	239,5	10	8	43	63,5	4
	with SCS	F	V	<b>142.266</b> •	239,5	20	18	43	63,5	4
1.3 Classic		F		<b>142.263</b> •	239,5	10	8	43	63,5	4
1.4	exc. SCS	F		<b>142.263</b> •	239,5	10	8	43	63,5	4
	with SCS	F	V	<b>142.266</b> •	239,5	20	18	43	63,5	4
1.6		F	V	<b>142.266</b> •	239,5	20	18	43	63,5	4
1.6 XR2		F	V	<b>142.266</b> •	239,5	20	18	43	63,5	4
1.8i 16V	77 Kw	F	V	<b>142.266</b> •	239,5	20	18	43	63,5	4
1.8i 16V XR2	96 Kw	F	V	<b>142.266</b> •	239,5	20	18	43	63,5	4
Turbo		F	V	<b>142.266</b> •	239,5	20	18	43	63,5	4
1.8 D	exc. SCS	F		<b>142.263</b> •	239,5	10	8	43	63,5	4
	with SCS	F	V	<b>142.266</b> •	239,5	20	18	43	63,5	4
1.8 D Classic		F		<b>142.263</b> •	239,5	10	8	43	63,5	4
<b>Fiesta IV 96 - 01</b>										
1.2i 16V		F		<b>142.243</b> •	239,5	12	10	42,9	63,5	4
1.2i 16V Automatic		F	V	<b>142.266</b> •	239,5	20	18	43	63,5	4
1.3i		F		<b>142.243</b> •	239,5	12	10	42,9	63,5	4
1.4i 16V		F	V	<b>142.266</b> •	239,5	20	18	43	63,5	4
1.6 16V Sport		F	V	<b>142.242</b> •	258	22	20	43,4	63,5	4
1.8 D		F		<b>142.243</b> •	239,5	12	10	42,9	63,5	4
1.8 TDI		F	V	<b>142.242</b> •	258	22	20	43,4	63,5	4
<b>Fiesta V 01</b>										
1.2	03/03 -	F		<b>142.243</b> •	239,5	12	10	42,9	63,5	4
1.3	11/01 -	F	V	<b>142.242</b> •	258	22	20	43,4	63,5	4
1.4i 16V	11/01 -	F	V	<b>142.242</b> •	258	22	20	43,4	63,5	4
1.6i 16V	11/01 -	F	V	<b>142.242</b> •	258	22	20	43,4	63,5	4
ST150	03/05 -	F	V	<b>142.1678</b>	278	25	23	44,8	63,5	4
	03/05 -	R		<b>142.268</b> •	252,7	10,2	8,9	33	63,5	4



FORD



Model	Year	F R	V D	CAR	Ø	TH	min TH	B	E	Z
1.4 TDCI	11/01 -	F	V	<b>142.242</b> •	258	22	20	43,4	63,5	4
1.6 TDCI	11/04 -	F	V	<b>142.242</b> •	258	22	20	43,4	63,5	4
<b>Fiesta VI 08</b>										
1.25	10/08 -	F	V	<b>142.1475</b>	258	23	21	44	63,5	4
1.4	10/08 -	F	V	<b>142.1475</b>	258	23	21	44	63,5	4
1.6	10/08 -	F	V	<b>142.1475</b>	258	23	21	44	63,5	4
1.6 TDCI	10/08 -	F	V	<b>142.1475</b>	258	23	21	44	63,5	4
<b>Focus CC</b>										
1.6	10/06 -	F	V	<b>142.1143</b>	278	25	23	48,7	63,5	5
2.0	10/06 -	F	V	<b>142.1143</b>	278	25	23	48,7	63,5	5
2.0 TDCI	10/06 -	F	V	<b>142.1143</b>	278	25	23	48,7	63,5	5
All Models	17" wheels	F	V	<b>142.1144</b>	300	25	23	48,7	63,5	5
		R		<b>142.1178</b>	265	11	9	40,9	63,5	5
<b>Focus C-Max</b>										
1.6i 16V VTC	10/03 -	F	V	<b>142.1143</b>	278	25	23	48,7	63,5	5
1.8i 16V	10/03 -	F	V	<b>142.1143</b>	278	25	23	48,7	63,5	5
2.0i 16V	04/04 -	F	V	<b>142.1143</b>	278	25	23	48,7	63,5	5
1.6 TDCI	10/03 -	F	V	<b>142.1143</b>	278	25	23	48,7	63,5	5
1.8 TDCI	10/03 -	F	V	<b>142.1143</b>	278	25	23	48,7	63,5	5
2.0 TDCI	10/03 -	F	V	<b>142.1143</b>	278	25	23	48,7	63,5	5
All Models	17" wheels	F	V	<b>142.1144</b>	300	25	23	48,7	63,5	5
		R		<b>142.1178</b>	265	11	9	40,9	63,5	5
	17" wheels	R		<b>142.1145</b>	280	11	9	41	63,5	5
<b>Focus/SW I</b>										
1.4i 16V	10/98 - 11/04	F	V	<b>142.242</b> •	258	22	20	43,4	63,5	4
1.6i 16V	10/98 - 11/04	F	V	<b>142.242</b> •	258	22	20	43,4	63,5	4
1.8i 16V	10/98 - 11/04	F	V	<b>142.242</b> •	258	22	20	43,4	63,5	4
2.0i 16V	10/98 - 11/04	F	V	<b>142.242</b> •	258	22	20	43,4	63,5	4
	ST170	F	V	<b>142.225</b>	300	24	22	44,5	63,6	4
	ST170	R		<b>142.224</b>	280	10,2	8,9	33	63,6	4
2.0i 16V RS	02/02 - 11/04	F	V	<b>142.1047</b>	324	28	26	52,7	63,5	4
	02/02 - 11/04	R		<b>142.1048</b>	280	10	8	33	63,6	4
1.8 TD	10/98 - 11/04	F	V	<b>142.242</b> •	258	22	20	43,4	63,5	4
1.8 TDCI	03/01 - 11/04	F	V	<b>142.242</b> •	258	22	20	43,4	63,5	4
All Models	with 252 mm Discs	R		<b>142.268</b> •	252,7	10,2	8,9	33	63,5	4
	with 280 mm Discs	R		<b>142.224</b>	280	10,2	8,9	33	63,6	4
<b>Focus/SW II 04</b>										
1.4	11/04 -	F	V	<b>142.1143</b>	278	25	23	48,7	63,5	5
1.6	11/04 -	F	V	<b>142.1143</b>	278	25	23	48,7	63,5	5
1.6 TI	11/04 -	F	V	<b>142.1143</b>	278	25	23	48,7	63,5	5
1.8 Flexifuel	01/06 -	F	V	<b>142.1143</b>	278	25	23	48,7	63,5	5
2.0	11/04 -	F	V	<b>142.1143</b>	278	25	23	48,7	63,5	5
2.5 RS	305/350 Kw	F	V	<b>142.1733</b>	336					
	305/350 Kw	R		<b>142.1367</b>	302	11	9	50,8	63,5	5
2.5 ST	225 Kw	F	V	<b>142.1259</b>	320	25	23	48,5	63,5	5
1.6 TDCI	11/04 -	F	V	<b>142.1143</b>	278	25	23	48,7	63,5	5
1.8 TDCI	11/04 -	F	V	<b>142.1143</b>	278	25	23	48,7	63,5	5
2.0 TDCI	11/04 -	F	V	<b>142.1143</b>	278	25	23	48,7	63,5	5
All Models	17" wheels	F	V	<b>142.1144</b>	300	25	23	48,7	63,5	5
		R		<b>142.1178</b>	265	11	9	40,9	63,5	5
	17" wheels	R		<b>142.1145</b>	280	11	9	41	63,5	5
<b>Focus/SW III 11</b>										
1.6 EcoBoost	04/11 -	F	V	<b>142.1143</b>	278	25	23	48,7	63,5	5
1.6 Flexifuel	04/11 -	F	V	<b>142.1143</b>	278	25	23	48,7	63,5	5
1.6 TI	04/11 -	F	V	<b>142.1143</b>	278	25	23	48,7	63,5	5
1.6 TDCI	04/11 -	F	V	<b>142.1143</b>	278	25	23	48,7	63,5	5
2.0 TDCI	04/11 -	F	V	<b>142.1144</b>	300	25	23	48,7	63,5	5
All Models	04/11 -	R		<b>142.1708</b>	271	11	9	40,7	64	5
<b>Fusion</b>										
1.4 16V	01/02 -	F	V	<b>142.242</b> •	258	22	20	43,4	63,5	4
1.6 16V	01/02 -	F	V	<b>142.242</b> •	258	22	20	43,4	63,5	4
1.4 TDCI	01/02 -	F	V	<b>142.242</b> •	258	22	20	43,4	63,5	4

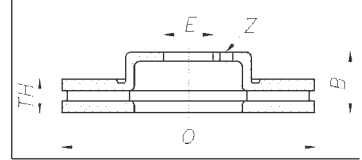


www.intercar.org  
 142 -> HPD for high performance discs  
 142 -> HPD per dischi freno ad alte prestazioni





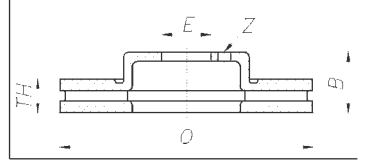
FORD



Model	Year	F R	V D	CAR	Ø	TH	min TH	B	E	Z
<b>Galaxy I</b>										
2.0i	09/95 -	F	V	<b>142.239</b>	288	25,1	21	55,4	68,2	5
16" wheels	05/01 -	F	V	<b>142.286</b>	300	26	22	56,2	68,2	5
2.3i 16V	01/97 -	F	V	<b>142.239</b>	288	25,1	21	55,4	68,2	5
16" wheels	05/01 -	F	V	<b>142.286</b>	300	26	22	56,2	68,2	5
2.8 V6 24V	04/00 -	F	V	<b>142.292</b>	313	26	22	56,2	68	5
2.8 V6 24V 4WD	04/00 -	F	V	<b>142.292</b>	313	26	22	56,2	68	5
2.8i 16V	09/95 -	F	V	<b>142.239</b>	288	25,1	21	55,4	68,2	5
1.9 TDI	01/96 -	F	V	<b>142.239</b>	288	25,1	21	55,4	68,2	5
16" wheels	05/01 -	F	V	<b>142.286</b>	300	26	22	56,2	68,2	5
1.9 TDI 4WD	04/00 -	F	V	<b>142.292</b>	313	26	22	56,2	68	5
All Models	09/95 -	R		<b>142.240</b>	268	10	8	45,8	68,2	5
16" wheels	04/00 -	R		<b>142.283</b>	294	13,5	11,5	41,2	68,2	5
<b>Galaxy II</b>										
2.0	05/06 -	F	V	<b>142.1365</b>	300	28	26	52	63,5	5
1.8 TDCI	05/06 -	F	V	<b>142.1365</b>	300	28	26	52	63,5	5
2.0 TDCI	05/06 -	F	V	<b>142.1365</b>	300	28	26	52	63,5	5
All Models	05/06 -	R		<b>142.1367</b>	302	11	9	50,8	63,5	5
<b>Granada</b>										
1.6	08/81 - 12/83	F		<b>142.264</b> •	262	12,7	11,4	73	69	5
1.7	11/74 - 07/81	F		<b>142.264</b> •	262	12,7	11,4	73	69	5
2.0	11/74 - 06/85	F		<b>142.264</b> •	262	12,7	11,4	73	69	5
2.3	11/74 - 06/85	F		<b>142.264</b> •	262	12,7	11,4	73	69	5
2.6	02/72 - 07/77	F	V	<b>142.265</b> •	262	24	22,6	73	69	5
2.8	08/77 - 06/85	F	V	<b>142.265</b> •	262	24	22,6	73	69	5
2.8i	08/77 - 06/85	F	V	<b>142.265</b> •	262	24	22,6	73	69	5
3.0	02/72 - 07/77	F	V	<b>142.265</b> •	262	24	22,6	73	69	5
1.9 D	08/77 - 12/79	F		<b>142.264</b> •	262	12,7	11,4	73	69	5
2.1 D	08/77 - 12/83	F		<b>142.264</b> •	262	12,7	11,4	73	69	5
2.5 D	08/82 - 06/85	F	V	<b>142.265</b> •	262	24	22,6	73	69	5
All Models	07/85 - 11/86	F	V	<b>142.230</b>	260	24,2	22,8	51,6	72	5
<b>Grand C-Max 10</b>										
1.6	12/10 -	F	V	<b>142.1143</b>	278	25	23	48,7	63,5	5
1.6 EcoBoost	12/10 -	F	V	<b>142.1144</b>	300	25	23	48,7	63,5	5
1.6 TDCI	12/10 -	F	V	<b>142.1143</b>	278	25	23	48,7	63,5	5
2.0 TDCI	12/10 -	F	V	<b>142.1144</b>	300	25	23	48,7	63,5	5
All Models	12/10 -	R		<b>142.1652</b>	280	11	9	50,7	63,5	5
<b>Ka</b>										
1.0i	11/96 -	F		<b>142.243</b> •	239,5	12	10	42,9	63,5	4
1.3i	11/96 -	F		<b>142.243</b> •	239,5	12	10	42,9	63,5	4
51 Kw	08/02 -	F	V	<b>142.266</b> •	239,5	20	18	43	63,5	4
1.6 Streetka	02/03 -	F	V	<b>142.242</b> •	258	22	20	43,4	63,5	4
<b>Ka 09</b>										
1.2i 8V	02/09 -	F		<b>142.167</b> •	240,5	11	9,2	40	59	4
1.3 TDCI	02/09 -	F	V	<b>142.1013</b>	240	20	18,2	40,5	59	4
<b>Maverick</b>										
2.4i 12V	03/93 - 10/99	F	V	<b>142.880</b> •	277	26	24	39,2	100	6
2.7 TD	03/93 - 10/99	F	V	<b>142.880</b> •	277	26	24	39,2	100	6
All Models	11/99 -	F	V	<b>142.048</b>	278	24	22	47	72	5
<b>Mondeo I/SW 93 - 96</b>										
1.6i 16V	01/93 - 09/96	F	V	<b>142.249</b> •	260	24	22,2	47	63,5	4
1.8i 16V	01/93 - 09/96	F	V	<b>142.249</b> •	260	24	22,2	47	63,5	4
2.0i 16V	01/93 - 09/96	F	V	<b>142.249</b> •	260	24	22,2	47	63,5	4
2.0i 16V 4WD	01/93 - 09/96	F	V	<b>142.249</b> •	260	24	22,2	47	63,5	4
	01/96 - 09/96	R	V	<b>142.248</b> •	253	20	18	43,7	63,5	4
2.5i V6 24V	08/94 - 09/96	F	V	<b>142.260</b> •	278	24	22,2	47	63,6	4
	08/94 - 09/96	R	V	<b>142.248</b> •	253	20	18	43,7	63,5	4
1.8 TD	01/93 - 09/96	F	V	<b>142.249</b> •	260	24	22,2	47	63,5	4
<b>Mondeo II 97 - 99</b>										
1.6i 16V	10/96 -	F	V	<b>142.249</b> •	260	24	22,2	47	63,5	4
1.8i 16V	10/96 -	F	V	<b>142.249</b> •	260	24	22,2	47	63,5	4
2.0i 16V	10/96 -	F	V	<b>142.249</b> •	260	24	22,2	47	63,5	4



# FORD



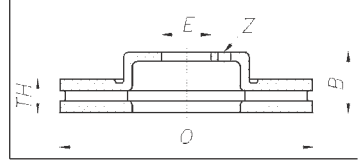
Model	Year	F R	V D	<b>CAR</b>	Ø	TH	min TH	B	E	Z	
2.0i 16V 4WD	10/96 -	F	V	<b>142.249</b> •	260	24	22,2	47	63,5	4	
2.5i V6 24V	10/96 -	F	V	<b>142.260</b> •	278	24	22,2	47	63,6	4	
1.8 TD	10/96 -	F	V	<b>142.249</b> •	260	24	22,2	47	63,5	4	
All Models with ABS	10/96 -	R	V	<b>142.248</b> •	253	20	18	43,7	63,5	4	
<b>Mondeo II SW 97 - 99</b>											
1.6i 16V	10/96 -	F	V	<b>142.249</b> •	260	24	22,2	47	63,5	4	
1.8i 16V	10/96 -	F	V	<b>142.260</b> •	278	24	22,2	47	63,6	4	
2.0i 16V	10/96 -	F	V	<b>142.260</b> •	278	24	22,2	47	63,6	4	
2.5i V6 24V	10/96 -	F	V	<b>142.260</b> •	278	24	22,2	47	63,6	4	
1.8 TD	10/96 -	F	V	<b>142.249</b> •	260	24	22,2	47	63,5	4	
All Models with ABS	10/96 -	R	V	<b>142.248</b> •	253	20	18	43,7	63,5	4	
<b>Mondeo III/SW 00</b>											
1.8 16V	11/00 -	F	V	<b>142.218</b> •	300	24	22	47	63,5	5	
2.0 16V	11/00 -	F	V	<b>142.218</b> •	300	24	22	47	63,5	5	
2.5 V6	11/00 -	F	V	<b>142.218</b> •	300	24	22	47	63,5	5	
2.0 TDCI	11/00 -	F	V	<b>142.218</b> •	300	24	22	47	63,5	5	
All Models	11/00 -	R		<b>142.219</b>	280	12	10	34	63,5	5	
<b>Mondeo IV/SW</b>											
1.6 TI	03/07 -	F	V	<b>142.1366</b>	300	28	26	52	63,5	5	
2.0	03/07 -	F	V	<b>142.1366</b>	300	28	26	52	63,5	5	
2.5	03/07 -	F	V	<b>142.1366</b>	300	28	26	52	63,5	5	
1.8 TDCI	03/07 -	F	V	<b>142.1366</b>	300	28	26	52	63,5	5	
2.0 TDCI	03/07 -	F	V	<b>142.1366</b>	300	28	26	52	63,5	5	
2.2 TDCI	03/08 -	F	V	<b>142.1366</b>	300	28	26	52	63,5	5	
All Models	03/07 -	R		<b>142.1367</b>	302	11	9	50,8	63,5	5	
<b>Orion</b>											
1.3	02/83 - 10/86	F		<b>142.252</b> •	239,5	10,2	8,7	58,1	63,5	4	
	09/90 - 11/93	F		<b>142.263</b> •	239,5	10	8	43	63,5	4	
	09/90 - 11/93	F	V	<b>142.266</b> •	239,5	20	18	43	63,5	4	
1.4	11/86 - 08/90	F	V	<b>142.257</b>	239,5	24,2	22,2	58,1	63,5	4	
1.4i	09/90 - 11/93	F	V	<b>142.266</b> •	239,5	20	18	43	63,5	4	
1.6i	02/83 - 08/90	F	V	<b>142.257</b>	239,5	24,2	22,2	58,1	63,5	4	
	09/90 - 11/93	F	V	<b>142.266</b> •	239,5	20	18	43	63,5	4	
1.6i 16V	12/92 - 10/93	F	V	<b>142.266</b> •	239,5	20	18	43	63,5	4	
1.8i 16V	77 Kw	12/92 - 10/93	F	V	<b>142.266</b> •	239,5	20	18	43	63,5	4
	96 Kw	12/92 - 10/93	F	V	<b>142.247</b> •	260	24,2	22,2	44	63,5	4
	96 Kw	12/92 - 10/93	R		<b>142.241</b>	270	10	8,6	62,6	63,5	4
1.6 D	05/84 - 03/89	F		<b>142.252</b> •	239,5	10,2	8,7	58,1	63,5	4	
	02/86 - 03/89	F	V	<b>142.257</b>	239,5	24,2	22,2	58,1	63,5	4	
1.8 D	04/89 - 08/90	F	V	<b>142.257</b>	239,5	24,2	22,2	58,1	63,5	4	
	09/90 - 10/93	F	V	<b>142.266</b> •	239,5	20	18	43	63,5	4	
<b>Probe</b>											
2.0i 16V	01/93 -	F	V	<b>142.937</b>	258	24	22	48,5	72	5	
	01/93 -	R		<b>142.866</b>	261	10	8	40	72	5	
2.2i/Turbo	12/90 - 12/92	F	V	<b>142.968</b>	264	24	22	46,5	64	5	
2.5i V6 24V	01/93 -	F	V	<b>142.937</b>	258	24	22	48,5	72	5	
	01/93 -	R		<b>142.866</b>	261	10	8	40	72	5	
3.0i V6	12/90 - 12/92	F	V	<b>142.968</b>	264	24	22	46,5	64	5	
<b>Puma</b>											
1.4i 16V	02/98 - 12/00	F	V	<b>142.266</b> •	239,5	20	18	43	63,5	4	
1.6i 16V	08/00 -	F	V	<b>142.242</b> •	258	22	20	43,4	63,5	4	
1.7i 16V	06/97 - 12/00	F	V	<b>142.266</b> •	239,5	20	18	43	63,5	4	
ST 160	06/99 - 12/00	F	V	<b>142.266</b> •	239,5	20	18	43	63,5	4	
All Models	01/01 -	F	V	<b>142.242</b> •	258	22	20	43,4	63,5	4	
<b>Scorpio 85 - 91</b>											
2.3	12/86 - 11/98	F	V	<b>142.230</b>	260	24,2	22,8	51,6	72	5	
2.8	12/86 - 11/98	F	V	<b>142.230</b>	260	24,2	22,8	51,6	72	5	
2.8 4WD	12/86 - 11/98	F	V	<b>142.230</b>	260	24,2	22,8	51,6	72	5	
2.9	12/86 - 09/94	F	V	<b>142.230</b>	260	24,2	22,8	51,6	72	5	
2.9 4WD	12/86 - 09/94	F	V	<b>142.230</b>	260	24,2	22,8	51,6	72	5	
2.9i V6 4WD Cosworth	02/89 - 12/92	F	V	<b>142.230</b>	260	24,2	22,8	51,6	72	5	
All Models	02/85 - 11/86	F	V	<b>142.230</b>	260	24,2	22,8	51,6	72	5	



www.intercar.org  
 142 -> HPD for high performance discs  
 142 -> HPD per dischi freno ad alte prestazioni



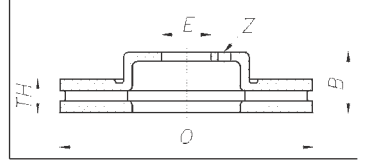
# FORD



Model		Year	F R	V D	CAR	Ø	TH	min TH	B	E	Z
	exc. 2.9i 24V	12/86 - 01/92	F	V	<b>142.261</b> •	260	24,2	22,8	53,1	63,6	5
	exc. 2.9i 24V	03/85 - 01/92	R		<b>142.262</b> •	252,7	10,2	8,9	33	63,5	5
<b>Scorpio 92 - 94</b>											
2.0i		02/92 - 09/94	F	V	<b>142.261</b> •	260	24,2	22,8	53,1	63,6	5
		02/92 - 09/94	R		<b>142.262</b> •	252,7	10,2	8,9	33	63,5	5
2.4i V6		02/92 - 09/94	F	V	<b>142.261</b> •	260	24,2	22,8	53,1	63,6	5
		02/92 - 09/94	R		<b>142.262</b> •	252,7	10,2	8,9	33	63,5	5
2.9i V6		02/92 - 09/94	R		<b>142.262</b> •	252,7	10,2	8,9	33	63,5	5
2.9i V6 24V		02/92 - 09/94	F	V	<b>142.245</b> •	278,5	24,2	22,2	53,5	63,5	5
2.5 TD		02/92 - 09/94	F	V	<b>142.261</b> •	260	24,2	22,8	53,1	63,6	5
		02/92 - 09/94	R		<b>142.262</b> •	252,7	10,2	8,9	33	63,5	5
<b>Scorpio 95 - 98</b>											
2.0i 16V		10/94 - 11/98	F	V	<b>142.249</b> •	260	24	22,2	47	63,5	4
		10/94 - 11/98	R		<b>142.268</b> •	252,7	10,2	8,9	33	63,5	4
2.3i 16V		05/96 - 11/98	F	V	<b>142.249</b> •	260	24	22,2	47	63,5	4
		05/96 - 11/98	R		<b>142.268</b> •	252,7	10,2	8,9	33	63,5	4
2.9i V6	110 Kw	01/95 - 11/98	F	V	<b>142.249</b> •	260	24	22,2	47	63,5	4
	110 Kw	01/95 - 11/98	R		<b>142.268</b> •	252,7	10,2	8,9	33	63,5	4
2.9i V6 24V		01/95 - 11/98	F	V	<b>142.260</b> •	278	24	22,2	47	63,6	4
2.0i SW		10/94 - 11/98	F	V	<b>142.249</b> •	260	24	22,2	47	63,5	4
		10/94 - 11/98	R	V	<b>142.248</b> •	253	20	18	43,7	63,5	4
2.3i 16V SW		05/96 - 11/98	F	V	<b>142.249</b> •	260	24	22,2	47	63,5	4
		05/96 - 11/98	R	V	<b>142.248</b> •	253	20	18	43,7	63,5	4
2.9i V6 SW	110 Kw	01/95 - 11/98	F	V	<b>142.249</b> •	260	24	22,2	47	63,5	4
	110 Kw	01/95 - 11/98	R	V	<b>142.248</b> •	253	20	18	43,7	63,5	4
2.5 TD		10/94 - 11/98	F	V	<b>142.249</b> •	260	24	22,2	47	63,5	4
		10/94 - 11/98	R		<b>142.268</b> •	252,7	10,2	8,9	33	63,5	4
2.5 TD SW		10/94 - 11/98	F	V	<b>142.249</b> •	260	24	22,2	47	63,5	4
		10/94 - 11/98	R	V	<b>142.248</b> •	253	20	18	43,7	63,5	4
<b>Sierra 82 - 86</b>											
1.3	without ABS	08/82 - 12/86	F		<b>142.258</b> •	239,5	12,7	11,4	58,1	63,5	4
1.6	without ABS	08/82 - 12/86	F		<b>142.258</b> •	239,5	12,7	11,4	58,1	63,5	4
1.8	without ABS	10/84 - 12/86	F	V	<b>142.257</b>	239,5	24,2	22,2	58,1	63,5	4
2.0	without ABS	08/82 - 12/86	F	V	<b>142.257</b>	239,5	24,2	22,2	58,1	63,5	4
2.0i	without ABS	02/85 - 12/86	F	V	<b>142.257</b>	239,5	24,2	22,2	58,1	63,5	4
		02/85 - 12/86	R		<b>142.268</b> •	252,7	10,2	8,9	33	63,5	4
2.3	without ABS	08/82 - 12/86	F	V	<b>142.257</b>	239,5	24,2	22,2	58,1	63,5	4
2.8i		02/85 - 12/86	F	V	<b>142.267</b> •	260	24,2	22,8	58,1	63,6	4
		02/85 - 12/86	R		<b>142.268</b> •	252,7	10,2	8,9	33	63,5	4
XR4i 2.8		04/83 - 03/85	F	V	<b>142.267</b> •	260	24,2	22,8	58,1	63,6	4
1.6 SW	without ABS	05/86 - 12/86	F	V	<b>142.257</b>	239,5	24,2	22,2	58,1	63,5	4
2.3 D	without ABS	08/82 - 12/86	F	V	<b>142.257</b>	239,5	24,2	22,2	58,1	63,5	4
All Models	with ABS exc. Cosworth Turbo	03/86 - 12/86	F	V	<b>142.267</b> •	260	24,2	22,8	58,1	63,6	4
	with ABS	03/86 - 12/86	R		<b>142.268</b> •	252,7	10,2	8,9	33	63,5	4
<b>Sierra 87 - 93</b>											
1.6	without ABS	01/87 - 02/93	F	V	<b>142.257</b>	239,5	24,2	22,2	58,1	63,5	4
1.8	without ABS	01/87 - 02/93	F	V	<b>142.257</b>	239,5	24,2	22,2	58,1	63,5	4
2.0	without ABS	01/87 - 02/93	F	V	<b>142.257</b>	239,5	24,2	22,2	58,1	63,5	4
2.0i	with ABS	01/87 - 02/93	F	V	<b>142.267</b> •	260	24,2	22,8	58,1	63,6	4
	without ABS	01/87 - 02/93	F	V	<b>142.257</b>	239,5	24,2	22,2	58,1	63,5	4
	with ABS	01/87 - 02/93	R		<b>142.268</b> •	252,7	10,2	8,9	33	63,5	4
2.0i 16V RS 4WD Cosworth		02/90 - 09/93	F	V	<b>142.232</b>	278	24	22,4	35	63,5	4
		02/90 - 09/93	R	V	<b>142.233</b>	273	20	18	42,7	63,5	4
2.0i 16V T RS 500 Cosworth		03/87 - 05/89	F	V	<b>142.234</b>	283	24	22,5	55,4	63,5	4
2.0i RS Cosworth		02/85 - 01/90	F	V	<b>142.234</b>	283	24	22,5	55,4	63,5	4
2.0i Twin Cam 4WD		02/90 - 09/93	F	V	<b>142.235</b>	239	24	22,2	53,1	63,5	4
	with ABS	02/90 - 09/93	F	V	<b>142.234</b>	283	24	22,5	55,4	63,5	4
2.8i		01/87 - 02/93	F	V	<b>142.267</b> •	260	24,2	22,8	58,1	63,6	4
		01/87 - 02/93	R		<b>142.268</b> •	252,7	10,2	8,9	33	63,5	4
2.9i		01/87 - 08/88	F	V	<b>142.267</b> •	260	24,2	22,8	58,1	63,6	4
		01/87 - 08/88	R		<b>142.268</b> •	252,7	10,2	8,9	33	63,5	4
XR 2.0 4WD		01/90 - 02/93	F	V	<b>142.244</b> •	260	24,2	22,8	53,1	63,6	4



# FORD



Model	Year	F R	V D	CAR	Ø	TH	min TH	B	E	Z	
XR 2.8 4WD	01/90 - 02/93	R		<b>142.268</b> •	252,7	10,2	8,9	33	63,5	4	
	01/87 - 02/93	F	V	<b>142.244</b> •	260	24,2	22,8	53,1	63,6	4	
	01/87 - 02/93	R		<b>142.268</b> •	252,7	10,2	8,9	33	63,5	4	
XR 2.9 4WD	01/87 - 02/93	F	V	<b>142.244</b> •	260	24,2	22,8	53,1	63,6	4	
	01/87 - 02/93	R		<b>142.268</b> •	252,7	10,2	8,9	33	63,5	4	
XR4i 2.0	01/90 - 02/93	F	V	<b>142.267</b> •	260	24,2	22,8	58,1	63,6	4	
	01/90 - 02/93	R		<b>142.268</b> •	252,7	10,2	8,9	33	63,5	4	
1.8 TD	without ABS	01/87 - 02/93	F	V	<b>142.257</b>	239,5	24,2	22,2	58,1	63,5	4
2.3 D	without ABS	01/87 - 02/93	F	V	<b>142.257</b>	239,5	24,2	22,2	58,1	63,5	4
All Models	with ABS exc. Turbo	01/87 - 02/93	F	V	<b>142.267</b> •	260	24,2	22,8	58,1	63,6	4
	with ABS exc. Cosworth Turbo	01/87 - 02/93	R		<b>142.268</b> •	252,7	10,2	8,9	33	63,5	4

### S-Max

2.0	05/06 -	F	V	<b>142.1365</b>	300	28	26	52	63,5	5
2.5 ST	05/06 -	F	V	<b>142.1399</b>	316	28	26	52	63,5	5
1.8 TDCI	05/06 -	F	V	<b>142.1365</b>	300	28	26	52	63,5	5
2.0 TDCI	05/06 -	F	V	<b>142.1365</b>	300	28	26	52	63,5	5
2.2 TDCI	03/08 -	F	V	<b>142.1366</b>	300	28	26	52	63,5	5
All Models	05/06 -	R		<b>142.1367</b>	302	11	9	50,8	63,5	5

### Taurus

All Models	07/70 - 09/82	F		<b>142.254</b>	247,6	12,7	11,4	26,9	68,3	4
------------	---------------	---	--	----------------	-------	------	------	------	------	---

## FORD Mpv - Suv - Off road

### Kuga

2.5	03/09 -	F	V	<b>142.1144</b>	300	25	23	48,7	63,5	5
2.5 4WD	03/09 -	F	V	<b>142.1144</b>	300	25	23	48,7	63,5	5
2.0 TDCI	03/08 -	F	V	<b>142.1144</b>	300	25	23	48,7	63,5	5
2.0 TDCI 4WD	03/08 -	F	V	<b>142.1144</b>	300	25	23	48,7	63,5	5
All Models	03/08 -	R		<b>142.1367</b>	302	11	9	50,8	63,5	5

### Ranger (TU\_)

2.5 D	10/99 - 04/02	F	V	<b>142.1649</b>	289	28	26	71	98	6
2.5 D 4WD	10/99 - 04/02	F	V	<b>142.1649</b>	289	28	26	71	98	6
2.5 TD	04/02 -	F	V	<b>142.1649</b>	289	28	26	71	98	6
2.5 TD 4WD	04/02 -	F	V	<b>142.1649</b>	289	28	26	71	98	6
2.5 TDDI 4WD	05/05 -	F	V	<b>142.1649</b>	289	28	26	71	98	6
3.0 TDCI	05/05 -	F	V	<b>142.1649</b>	289	28	26	71	98	6
3.0 TDCI 4WD	05/05 -	F	V	<b>142.1649</b>	289	28	26	71	98	6
All Models 2WD	05/05 -	R	V	<b>142.1454</b>	256	24	22	24	86	6

## FORD Light commercial

### Escort Van

All Models	05/69 - 09/74	F		<b>142.250</b>	219	9,6	8,6	23,3	63	4	
	10/74 - 10/80	F		<b>142.254</b>	247,6	12,7	11,4	26,9	68,3	4	
	solid Discs	01/91 - 10/99	F		<b>142.263</b> •	239,5	10	8	43	63,5	4
	solid Discs	02/81 - 12/90	F		<b>142.252</b> •	239,5	10,2	8,7	58,1	63,5	4
	vented Discs	01/91 - 10/99	F	V	<b>142.266</b> •	239,5	20	18	43	63,5	4
	vented Discs	02/81 - 12/90	F	V	<b>142.257</b>	239,5	24,2	22,2	58,1	63,5	4

### Fiesta Courier

All Models	05/91 -	F	V	<b>142.266</b> •	239,5	20	18	43	63,5	4
------------	---------	---	---	------------------	-------	----	----	----	------	---

### Fiesta Van

All Models	06/76 - 04/89	F		<b>142.251</b>	221	10	8,7	42	72	4	
	solid Discs	05/89 - 10/95	F		<b>142.263</b> •	239,5	10	8	43	63,5	4
	vented Discs	05/89 - 10/95	F	V	<b>142.266</b> •	239,5	20	18	43	63,5	4

### P100 95

Pick up	02/87 - 06/93	F	V	<b>142.231</b>	239,6	24,1	22,2	58,1	63,5	5
---------	---------------	---	---	----------------	-------	------	------	------	------	---

### Tourneo 95 - 02

All Models	14" wheels	12/94 -	F	V	<b>142.238</b>	254	24,2	22,2	43	78,5	5
	15" wheels	08/94 - 11/94	F	V	<b>142.270</b> •	270	24,2	22,2	43	78,5	5
	15" wheels	12/94 -	F	V	<b>142.237</b>	270	24,2	22,2	43	78,5	5

### Tourneo Connect 02

All Models	09/02 -	F	V	<b>142.227</b>	278	24	22	44,5	63,6	5
	09/02 -	R		<b>142.226</b>	278	11	9	54	63,5	5



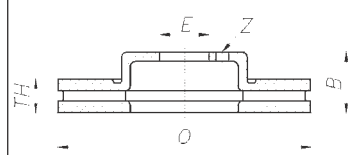
www.intercar.org

142 -> HPD for high performance discs

142 -> HPD per dischi freno ad alte prestazioni



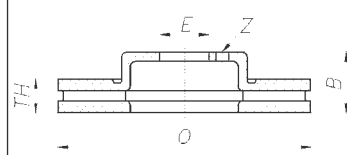
# FORD



Model		Year	F R	V D	CAR	Ø	TH	min TH	B	E	Z
<b>Transit 65 - 77</b>											
All Models	solid Discs	11/73 - 12/77	F		<b>142.255</b>	270	14,5	12,9	71,5	78,5	5
	vented Discs	11/73 - 12/77	F	V	<b>142.253</b> •	270	24	22,6	71,5	78,5	5
<b>Transit 78 - 85</b>											
All Models	solid Discs	01/78 - 10/85	F		<b>142.255</b>	270	14,5	12,9	71,5	78,5	5
	vented Discs	01/78 - 10/85	F	V	<b>142.253</b> •	270	24	22,6	71,5	78,5	5
<b>Transit 86 - 91</b>											
FT 100 L-130-160-190-190A		11/85 - 07/91	F		<b>142.255</b>	270	14,5	12,9	71,5	78,5	5
FT 80-100-115-120		11/85 - 07/91	F		<b>142.259</b> •	254	14,3	12,9	31,5	78,5	5
<b>Transit 92 - 94</b>											
All Models	single rear wheels	08/91 - 07/94	F	V	<b>142.238</b>	254	24,2	22,2	43	78,5	5
	twin rear wheels	08/91 - 07/94	F	V	<b>142.270</b> •	270	24,2	22,2	43	78,5	5
<b>Transit 95 - 00</b>											
All Models	14" wheels	12/94 - 05/00	F	V	<b>142.238</b>	254	24,2	22,2	43	78,5	5
	15" wheels	08/94 - 11/94	F	V	<b>142.270</b> •	270	24,2	22,2	43	78,5	5
	15" wheels	12/94 - 05/00	F	V	<b>142.237</b>	270	24,2	22,2	43	78,5	5
<b>Transit 00</b>											
All Models FWD		06/00 -	F	V	<b>142.229</b>	276	24,5	22	43,2	82	5
All Models RWD		06/00 -	F	V	<b>142.228</b>	294	24,5	22	43,2	82	5
<b>Transit 06</b>											
All Models	single rear wheels	07/06 -	R		<b>142.1428</b>	280	16	13	16,3	107,5	5
	twin rear wheels	07/06 -	R		<b>142.1427</b>	280	16	13	69	96	5
All Models FWD		07/06 -	F	V	<b>142.1419</b>	280	28	25	54,5	93	5
All Models RWD		07/06 -	F	V	<b>142.1420</b>	300	28	25	54,5	93	5
<b>Transit Connect 02</b>											
All Models		09/02 -	F	V	<b>142.227</b>	278	24	22	44,5	63,6	5
		09/02 -	R		<b>142.226</b>	278	11	9	54	63,5	5
<b>Transit Tourneo 06</b>											
All Models		07/06 -	F	V	<b>142.227</b>	278	24	22	44,5	63,6	5
		07/06 -	R		<b>142.226</b>	278	11	9	54	63,5	5
<b>FORD Industrial vehicle</b>											
<b>Cargo</b>											
6,5t		06/87 - 10/93	F	V	<b>150.010</b>	321	30	27,4	126	148	6
		06/87 - 10/93	R	V	<b>150.010</b>	321	30	27,4	126	148	6
7,5t		06/87 - 10/93	F	V	<b>150.010</b>	321	30	27,4	126	148	6
		06/87 - 10/93	R	V	<b>150.010</b>	321	30	27,4	126	148	6
<b>FSO</b>											
<b>125P - Polonez</b>											
1.5		05/75 -	F		<b>142.161</b> •	227	10,8	9	45,8	61,5	4
1.6		05/75 -	F		<b>142.161</b> •	227	10,8	9	45,8	61,5	4
1.9 D		05/75 -	F		<b>142.161</b> •	227	10,8	9	45,8	61,5	4
All Models		05/75 -	R		<b>142.161</b> •	227	10,8	9	45,8	61,5	4
<b>HONDA</b>											
<b>Accord I</b>											
1.6	SY-SZ with vented Discs	09/81 - 11/83	F	V	<b>142.914</b> •	231	17	15	49,6	61	4
<b>Accord II</b>											
1.6	AC	09/83 - 08/85	F	V	<b>142.891</b>	242	19	17	49,6	61	4
1.8	AD	09/83 - 08/85	F	V	<b>142.891</b>	242	19	17	49,6	61	4
<b>Accord III</b>											
1.6	CA4	09/85 - 12/89	F	V	<b>142.891</b>	242	19	17	49,6	61	4
2.0	CA5	09/85 - 08/87	F	V	<b>142.891</b>	242	19	17	49,6	61	4
	CA5	09/87 - 12/89	F	V	<b>142.889</b>	262	21	19	51,2	64,2	4
	CA5	09/85 - 12/89	R		<b>142.308</b>	238,5	10	9	48,1	61	4
2.0i	CA5	09/85 - 08/87	F	V	<b>142.891</b>	242	19	17	49,6	61	4
	CA5	09/87 - 12/89	F	V	<b>142.889</b>	262	21	19	51,2	64,2	4
	CA5	09/85 - 12/89	R		<b>142.308</b>	238,5	10	9	48,1	61	4
2.0i 16V	CA5	12/86 - 12/89	F	V	<b>142.889</b>	262	21	19	51,2	64,2	4
	CA5	12/86 - 12/89	R		<b>142.308</b>	238,5	10	9	48,1	61	4



# HONDA



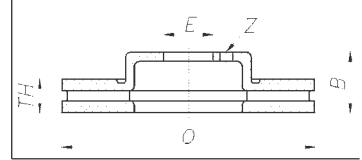
Model		Year	F R	V D	CAR	Ø	TH	min TH	B	E	Z
<b>Accord IV</b>											
1.8 16V	CB3	01/90 - 12/93	F	V	<b>142.311</b> •	260	23	21	34	92	4
2.0i 16V	CB3	01/90 - 12/93	F	V	<b>142.311</b> •	260	23	21	34	92	4
	CB3	01/90 - 12/93	R		<b>142.306</b>	260	10	8	48,7	64,1	4
2.2i 16V	CB7	01/90 - 12/93	F	V	<b>142.312</b>	282	23	21	34	92	4
	CB7	01/90 - 12/93	R		<b>142.306</b>	260	10	8	48,7	64,1	4
<b>Accord IX/SW</b>											
2.0		07/08 -	F	V	<b>142.1479</b>	296	25	23	47,2	64	5
		07/08 -	R		<b>142.1480</b>	282	9	7	49	64	5
2.4		07/08 -	F	V	<b>142.1481</b>	320	32	30	47,2	64	5
		07/08 -	R		<b>142.1482</b>	305	9	7	61	70	5
2.2i DTEC		07/08 -	F	V	<b>142.1479</b>	296	25	23	47,2	64	5
		07/08 -	R		<b>142.1480</b>	282	9	7	49	64	5
<b>Accord V</b>											
1.8 16V	CE7	12/93 - 09/98	F	V	<b>142.311</b> •	260	23	21	34	92	4
1.8 16V Automatic	CE7	05/96 - 09/98	F	V	<b>142.312</b>	282	23	21	34	92	4
2.0i 16V	CC7	12/93 - 09/98	F	V	<b>142.311</b> •	260	23	21	34	92	4
2.2i 16V	CC7	12/93 - 09/98	F	V	<b>142.312</b>	282	23	21	34	92	4
	CC7	12/93 - 09/98	R		<b>142.306</b>	260	10	8	48,7	64,1	4
<b>Accord VI</b>											
2.0i 16V Automatic	CE8	11/95 - 10/98	F	V	<b>142.312</b>	282	23	21	34	92	4
2.0 TDI	CF1	09/95 - 10/98	F	V	<b>142.311</b> •	260	23	21	34	92	4
<b>Accord VII</b>											
1.8 16V	CG8	10/98 -	F	V	<b>142.296</b>	282	25	23	47	64,1	4
2.0i 16V	CG9	11/98 -	F	V	<b>142.296</b>	282	25	23	47	64,1	4
All Models		11/98 -	R		<b>142.1299</b>	259,5	10	9	64	64,5	4
<b>Accord VIII</b>											
2.0	CL7	02/03 - 05/08	F	V	<b>142.1236</b>	280	25	23	47,2	64	5
	CL8	02/03 -	F	V	<b>142.1161</b>	300	25	23	47,2	64	5
2.4	CL9	02/03 -	F	V	<b>142.1161</b>	300	25	23	47,2	64	5
2.2i CTDI		01/04 -	F	V	<b>142.1161</b>	300	25	23	47,2	64	5
All Models	15" wheels	02/03 -	F	V	<b>142.1627</b>	282	23	21	47,5	64	5
		02/03 -	R		<b>142.1162</b>	260	10	8	49	64	5
All Models Tourer		01/04 -	F	V	<b>142.1161</b>	300	25	23	47,2	64	5
		01/04 -	R		<b>142.1238</b>	281,5	9	8	61	64	5
<b>Accord Aerodeck</b>											
2.0	CA5	09/85 - 08/87	F	V	<b>142.891</b>	242	19	17	49,6	61	4
	CA5	09/87 - 12/89	F	V	<b>142.889</b>	262	21	19	51,2	64,2	4
2.0i	CA5	09/85 - 08/87	F	V	<b>142.891</b>	242	19	17	49,6	61	4
	CA5	09/87 - 12/89	F	V	<b>142.889</b>	262	21	19	51,2	64,2	4
	CA5	09/85 - 12/89	R		<b>142.308</b>	238,5	10	9	48,1	61	4
2.0i 16V	CC9-CE2	09/93 - 08/97	F	V	<b>142.890</b>	282	25	23	34,5	92	4
	CE2	09/93 - 08/97	R		<b>142.306</b>	260	10	8	48,7	64,1	4
2.2i 16V	CB8/9-CE1	01/91 - 08/97	F	V	<b>142.890</b>	282	25	23	34,5	92	4
	CB8/9-CE1	01/91 - 08/97	R		<b>142.306</b>	260	10	8	48,7	64,1	4
<b>Accord Coupe'</b>											
2.0i 16V	CC1	01/92 - 08/93	F	V	<b>142.311</b> •	260	23	21	34	92	4
	CD9	09/93 - 08/97	F	V	<b>142.890</b>	282	25	23	34,5	92	4
2.2i 16V	CD7	09/93 - 08/97	F	V	<b>142.890</b>	282	25	23	34,5	92	4
2.2i 16V Type-R	CG	02/99 -	F	V	<b>142.1045</b>	300	28	26	47,2	70	5
All Models		01/92 - 08/97	R		<b>142.306</b>	260	10	8	48,7	64,1	4
<b>Acura CL</b>											
2.2 Coupe'	4 cyl.	05/97 -	F	V	<b>142.311</b> •	260	23	21	34	92	4
3.0 V6 Coupe'		05/97 -	F	V	<b>142.890</b>	282	25	23	34,5	92	4
All Models Coupe'		05/97 -	R		<b>142.306</b>	260	10	8	48,7	64,1	4
<b>Acura Integra</b>											
1.5	DA4	05/86 - 05/90	F	V	<b>142.916</b> •	242	19	17	44,1	61	4
1.6	AV	02/84 - 04/86	F	V	<b>142.915</b> •	231	17	15	44,2	61	4
	DA1	05/86 - 05/90	F	V	<b>142.916</b> •	242	19	17	44,1	61	4
	DA4	05/86 - 05/90	F	V	<b>142.916</b> •	242	19	17	44,1	61	4
LS		01/94 - 12/95	F	V	<b>142.917</b> •	262	21	19	44,5	64,2	4
RS		01/94 - 12/95	F	V	<b>142.917</b> •	262	21	19	44,5	64,2	4



www.intercar.org  
 142 -> HPD for high performance discs  
 142 -> HPD per dischi freno ad alte prestazioni



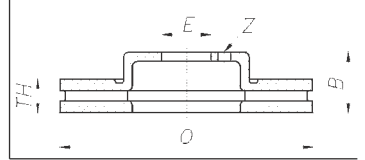
# HONDA



Model	Year	F R	V D	<b>CAR</b>	Ø	TH	min TH	B	E	Z
All Models	04/90 - 12/91	R		<b>142.308</b>	238,5	10	9	48,1	61	4
<b>Acura Legend</b>										
Coupe'	02/91 - 12/92	F	V	<b>142.913</b> •	282	23	21	47,2	70,2	5
	02/91 - 10/95	R		<b>142.995</b>	282	9	7,5	61,1	70	5
Sedan	exc. GS	F	V	<b>142.913</b> •	282	23	21	47,2	70,2	5
	02/91 - 10/95	R		<b>142.995</b>	282	9	7,5	61,1	70	5
<b>Acura RL</b>										
All Models	02/96 -	F	V	<b>142.913</b> •	282	23	21	47,2	70,2	5
	02/96 -	R		<b>142.995</b>	282	9	7,5	61,1	70	5
<b>Acura Vigor</b>										
All Models	15" wheels	F	V	<b>142.312</b>	282	23	21	34	92	4
<b>Civic I</b>										
1.3	02/80 - 08/83	F		<b>142.309</b>	215	11	9	50	61	4
1.5	01/82 - 08/83	F	V	<b>142.914</b> •	231	17	15	49,6	61	4
	07/79 - 08/81	F		<b>142.309</b>	215	11	9	50	61	4
<b>Civic II</b>										
1.3	solid Discs	F		<b>142.322</b> •	231	12	10	44	61	4
	vented Discs	F	V	<b>142.915</b> •	231	17	15	44,2	61	4
1.5	solid Discs	F		<b>142.322</b> •	231	12	10	44	61	4
	vented Discs	F	V	<b>142.915</b> •	231	17	15	44,2	61	4
<b>Civic III</b>										
1.2	EC7	F		<b>142.322</b> •	231	12	10	44	61	4
1.3 16V	EC8	F		<b>142.322</b> •	231	12	10	44	61	4
1.4 16V	EC9-ED2	F	V	<b>142.915</b> •	231	17	15	44,2	61	4
1.5i 16V	ED3-ED6	F	V	<b>142.916</b> •	242	19	17	44,1	61	4
1.6i 16V	ED4-ED7	F	V	<b>142.916</b> •	242	19	17	44,1	61	4
	ED4-ED7	R		<b>142.308</b>	238,5	10	9	48,1	61	4
1.6i 16V VTEC	EE9	F	V	<b>142.917</b> •	262	21	19	44,5	64,2	4
	EE9	R		<b>142.308</b>	238,5	10	9	48,1	61	4
<b>Civic IV</b>										
1.3	EG3	F	V	<b>142.915</b> •	231	17	15	44,2	61	4
	EG3 with power steering	F	V	<b>142.888</b> •	240	21	19	44,5	61	4
1.5 16V VTEC-E	EG4-EG8	F	V	<b>142.888</b> •	240	21	19	44,5	61	4
1.6 16V VTEC	EG5-EH9	R		<b>142.853</b>	239	9	8	47,5	61	4
	EG6/9	R		<b>142.853</b>	239	9	8	47,5	61	4
1.6i 16V VTEC	EG6/9	F	V	<b>142.917</b> •	262	21	19	44,5	64,2	4
1.6i 16V VTEC 4WD	EH1	F	V	<b>142.917</b> •	262	21	19	44,5	64,2	4
1.6i 16V VTEC Esi	EG5-EH9 with ABS	F	V	<b>142.917</b> •	262	21	19	44,5	64,2	4
	EG5-EH9 without ABS	F	V	<b>142.888</b> •	240	21	19	44,5	61	4
<b>Civic V (3/4p)</b>										
1.4i 16V	55 Kw E.J9	F	V	<b>142.888</b> •	240	21	19	44,5	61	4
	66 Kw E.J9	F	V	<b>142.888</b> •	240	21	19	44,5	61	4
	E.J9	F	V	<b>142.311</b> •	260	23	21	34	92	4
1.5i 16V VTEC	EK3	F	V	<b>142.311</b> •	260	23	21	34	92	4
	EK3 with 262 mm Discs	F	V	<b>142.917</b> •	262	21	19	44,5	64,2	4
1.6i 16V VTEC	118 Kw EK4	F	V	<b>142.311</b> •	260	23	21	34	92	4
	118 Kw EK4with 262 mm Discs	F	V	<b>142.917</b> •	262	21	19	44,5	64,2	4
	83 Kw EK1	F	V	<b>142.311</b> •	260	23	21	34	92	4
	83 Kw EK1 with 262 mm Discs	F	V	<b>142.917</b> •	262	21	19	44,5	64,2	4
	83 Kw EK1	R		<b>142.853</b>	239	9	8	47,5	61	4
<b>Civic V (5p)</b>										
1.4i 16V	66 Kw MA8	F	V	<b>142.917</b> •	262	21	19	44,5	64,2	4
	MB2	F	V	<b>142.917</b> •	262	21	19	44,5	64,2	4
1.5i 16V VTEC	MB3	F	V	<b>142.917</b> •	262	21	19	44,5	64,2	4
1.5i 16V VTEC-E	MA9	F	V	<b>142.917</b> •	262	21	19	44,5	64,2	4
1.6i 16V	MB1	F	V	<b>142.917</b> •	262	21	19	44,5	64,2	4
1.6i 16V VTEC	MB1	F	V	<b>142.917</b> •	262	21	19	44,5	64,2	4
2.0 TD	MB7	F	V	<b>142.917</b> •	262	21	19	44,5	64,2	4
All Models		R		<b>142.308</b>	238,5	10	9	48,1	61	4
<b>Civic VI</b>										
1.3 16V	IMA	F	V	<b>142.917</b> •	262	21	19	44,5	64,2	4
	IMA	R		<b>142.1239</b>	260	9	8	48,2	61	4



# HONDA



Model	Year	F R	V D	<b>CAR</b>	Ø	TH	min TH	B	E	Z
1.4 16V	02/01 -	F	V	<b>142.917</b> •	262	21	19	44,5	64,2	4
1.6i 16V VTEC/Hatchback	03/01 -	F	V	<b>142.917</b> •	262	21	19	44,5	64,2	4
1.6i 16V/Hatchback	03/01 -	F	V	<b>142.917</b> •	262	21	19	44,5	64,2	4
1.7i 16V/Hatchback	02/02 -	F	V	<b>142.917</b> •	262	21	19	44,5	64,2	4
2.0i 16V Type-R/Hatchback	09/01 -	F	V	<b>142.340</b>	300	25	23	47,2	64,2	5
	09/01 -	R		<b>142.341</b> •	260	10	8	48	64,2	5
1.7i 16V CTDI	02/02 -	F	V	<b>142.917</b> •	262	21	19	44,5	64,2	4
1.7i 16V CTDI Hatchback	02/02 - 12/05	F	V	<b>142.1240</b>	260	23	21	44,5	64,2	4
All Models	exc. 1.3 and Type-R	R		<b>142.295</b>	260	10	8	48,6	61	4
<b>Civic VII</b>										
1.3	01/06 -	F	V	<b>142.1526</b>	262	21	19	47,2	64,1	5
1.4 Hatchback	01/06 -	F	V	<b>142.1107</b>	282	23	21	47	64,2	5
1.8 Hatchback	01/06 -	F	V	<b>142.1107</b>	282	23	21	47	64,2	5
2.2 CTDI Hatchback	01/06 -	F	V	<b>142.1107</b>	282	23	21	47	64,2	5
All Models Hatchback	01/06 -	R		<b>142.1237</b>	260	9	8	42,2	64,2	5
<b>Civic Aerodeck</b>										
1.4i 16V	55/66 Kw MB8	F	V	<b>142.917</b> •	262	21	19	44,5	64,2	4
1.5i 16V	MB9	F	V	<b>142.917</b> •	262	21	19	44,5	64,2	4
1.6i 16V	MC1	F	V	<b>142.917</b> •	262	21	19	44,5	64,2	4
	MC1	R		<b>142.308</b>	238,5	10	9	48,1	61	4
2.0 TDI	MC3	F	V	<b>142.917</b> •	262	21	19	44,5	64,2	4
	MC3	R		<b>142.308</b>	238,5	10	9	48,1	61	4
<b>Civic Coupe'</b>										
1.5i 16V	EJ2	F	V	<b>142.888</b> •	240	21	19	44,5	61	4
1.6i 16V	77 Kw EJ6	F	V	<b>142.888</b> •	240	21	19	44,5	61	4
	77 Kw EJ6	F	V	<b>142.917</b> •	262	21	19	44,5	64,2	4
	92 Kw EJ8	F	V	<b>142.917</b> •	262	21	19	44,5	64,2	4
	EJ1	F	V	<b>142.917</b> •	262	21	19	44,5	64,2	4
	EM	F	V	<b>142.917</b> •	262	21	19	44,5	64,2	4
	EM	R		<b>142.1239</b>	260	9	8	48,2	61	4
1.7i 16V	EM	F	V	<b>142.917</b> •	262	21	19	44,5	64,2	4
	EM	R		<b>142.1239</b>	260	9	8	48,2	61	4
1.7i 16V VTEC	EM	F	V	<b>142.917</b> •	262	21	19	44,5	64,2	4
	EM	R		<b>142.1239</b>	260	9	8	48,2	61	4
<b>Civic CRX</b>										
1.5	AF solid Discs	F		<b>142.322</b> •	231	12	10	44	61	4
	AF vented Discs	F	V	<b>142.915</b> •	231	17	15	44,2	61	4
	AS	F	V	<b>142.916</b> •	242	19	17	44,1	61	4
1.6i 16V	ED9	F	V	<b>142.916</b> •	242	19	17	44,1	61	4
	ED9	R		<b>142.308</b>	238,5	10	9	48,1	61	4
1.6i 16V VTEC	EE8	F	V	<b>142.917</b> •	262	21	19	44,5	64,2	4
	EE8	R		<b>142.308</b>	238,5	10	9	48,1	61	4
<b>Civic Shuttle</b>										
1.4	EE1	F	V	<b>142.916</b> •	242	19	17	44,1	61	4
1.5	AN solid Discs	F		<b>142.322</b> •	231	12	10	44	61	4
	AN vented Discs	F	V	<b>142.915</b> •	231	17	15	44,2	61	4
1.5 4WD	AR	F	V	<b>142.915</b> •	231	17	15	44,2	61	4
1.6 4WD	EE4	F	V	<b>142.916</b> •	242	19	17	44,1	61	4
<b>Concerto</b>										
1.4 16V	HW	F	V	<b>142.332</b> •	262	21	19	47	64,15	4
	HW	R		<b>142.308</b>	238,5	10	9	48,1	61	4
1.6	HW 82 Kw	F	V	<b>142.332</b> •	262	21	19	47	64,15	4
	HW 82 Kw	R		<b>142.308</b>	238,5	10	9	48,1	61	4
1.6i 16V	HW 90 Kw	F	V	<b>142.332</b> •	262	21	19	47	64,15	4
	HW 90 Kw	R		<b>142.308</b>	238,5	10	9	48,1	61	4
<b>CR-V I</b>										
2.0i 16V	108 Kw RD1	F	V	<b>142.913</b> •	282	23	21	47,2	70,2	5
	94 Kw RD1	F	V	<b>142.913</b> •	282	23	21	47,2	70,2	5
<b>CR-V II</b>										
2.0		F	V	<b>142.1186</b>	282	23	21	47,1	64,1	5
	with 300 mm Discs	F	V	<b>142.1421</b>	300	25	23	47,1	64,1	5
		R		<b>142.1241</b>	281,6	9	7,5	58,7	64	5



www.intercar.org

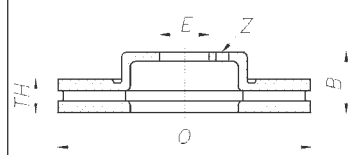
142 -> HPD for high performance discs

142 -> HPD per dischi freno ad alte prestazioni





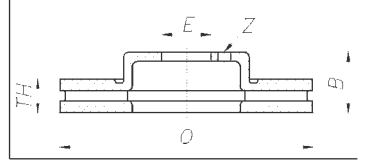
# HONDA



Model		Year	F R	V D	CAR	Ø	TH	min TH	B	E	Z
2.2 CTDI		02/05 - 12/06	F	V	<b>142.1421</b>	300	25	23	47,1	64,1	5
		02/05 - 12/06	R		<b>142.1336</b>	305	10	8	61	64,1	5
<b>CR-V III</b>											
2.0i V-TEC		01/07 -	F	V	<b>142.1535</b>	293	28	26	47,1	64,1	5
2.4i V-TEC		09/09 -	F	V	<b>142.1535</b>	293	28	26	47,1	64,1	5
2.2i CTDI		01/07 -	F	V	<b>142.1535</b>	293	28	26	47,1	64,1	5
2.2i D-TEC		01/07 -	F	V	<b>142.1535</b>	293	28	26	47,1	64,1	5
<b>CRX I</b>											
1.5i	AF	01/86 - 08/87	F		<b>142.322</b> •	231	12	10	44	61	4
1.6i 16V	AS	12/86 - 08/87	F	V	<b>142.916</b> •	242	19	17	44,1	61	4
<b>CRX II</b>											
1.6i 16V	ED9	09/87 - 08/91	F	V	<b>142.916</b> •	242	19	17	44,1	61	4
	ED9	09/87 - 08/91	R		<b>142.308</b>	238,5	10	9	48,1	61	4
1.6i VTEC	EE8	06/90 - 08/91	F	V	<b>142.917</b> •	262	21	19	44,5	64,2	4
	EE8	06/90 - 08/91	R		<b>142.308</b>	238,5	10	9	48,1	61	4
<b>CRX III</b>											
1.6i ESI	EH6	01/92 - 10/97	F	V	<b>142.917</b> •	262	21	19	44,5	64,2	4
1.6i VTI	EG2	01/92 - 10/97	F	V	<b>142.917</b> •	262	21	19	44,5	64,2	4
	EG2	01/92 - 10/97	R		<b>142.853</b>	239	9	8	47,5	61	4
<b>FR-V</b>											
1.7 16V VTEC		07/05 -	F	V	<b>142.1665</b>	281,5	25	23	47,2	64,1	5
1.8 16V VTEC		01/07 -	F	V	<b>142.1665</b>	281,5	25	23	47,2	64,1	5
2.0i 16V VTEC		07/05 -	F	V	<b>142.1665</b>	281,5	25	23	47,2	64,1	5
2.2i CDTI		07/05 -	F	V	<b>142.1665</b>	281,5	25	23	47,2	64,1	5
All Models		07/05 -	R		<b>142.1108</b>	282	12	10	58,5	64,2	5
<b>HR-V</b>											
1.6i 16V		03/99 -	F	V	<b>142.913</b> •	282	23	21	47,2	70,2	5
1.6i 16V 4WD		10/99 -	F	V	<b>142.913</b> •	282	23	21	47,2	70,2	5
<b>Insight</b>											
1.0	ZE	04/00 -	F	V	<b>142.915</b> •	231	17	15	44,2	61	4
1.3		05/09 -	F		<b>142.1541</b>	260	9	8	31,1	61	4
1.3 Hybrid		04/09 -	F		<b>142.1541</b>	260	9	8	31,1	61	4
		04/09 -	F	V	<b>142.917</b> •	262	21	19	44,5	64,2	4
<b>Integra</b>											
1.5	DA4	05/86 - 05/90	F	V	<b>142.916</b> •	242	19	17	44,1	61	4
1.6	AV	02/84 - 04/86	F	V	<b>142.915</b> •	231	17	15	44,2	61	4
	DA1	05/86 - 05/90	F	V	<b>142.916</b> •	242	19	17	44,1	61	4
	DA4	05/86 - 05/90	F	V	<b>142.916</b> •	242	19	17	44,1	61	4
	DA4	05/86 - 05/90	F	V	<b>142.916</b> •	242	19	17	44,1	61	4
1.8 Type-R	DC2	11/97 - 06/01	F	V	<b>142.913</b> •	282	23	21	47,2	70,2	5
	DC2	11/97 - 06/01	R		<b>142.342</b> •	260	9	8	48	64,2	5
<b>Jazz II (GD)</b>											
1.2i DSI		03/02 -	F	V	<b>142.994</b> •	240	21	19	39	61	4
1.4i DSI		03/02 -	F	V	<b>142.994</b> •	240	21	19	39	61	4
All Models	with 258 mm Discs	01/04 -	F	V	<b>142.1422</b>	258	21	19	39,2	64,1	4
		03/02 -	R		<b>142.1621</b>	239	9	8	47,6	61	4
<b>Jazz III (GE)</b>											
1.2		03/08 -	F	V	<b>142.917</b> •	262	21	19	44,5	64,2	4
1.4		03/08 -	F	V	<b>142.917</b> •	262	21	19	44,5	64,2	4
All Models		03/08 -	R		<b>142.1566</b>	239	9	8	33	61	4
<b>Legend I</b>											
2.0		01/87 - 05/91	F	V	<b>142.314</b> •	285	21	19	51,2	64,2	4
		01/87 - 05/91	R		<b>142.305</b>	260	10	8	43,1	64,1	4
2.5 V6		01/87 - 05/91	F	V	<b>142.314</b> •	285	21	19	51,2	64,2	4
		01/87 - 05/91	R		<b>142.305</b>	260	10	8	43,1	64,1	4
<b>Legend II</b>											
3.2i V6 24V	KA7	06/91 - 10/95	F	V	<b>142.996</b>	282	28	26	48	70	5
	KA7	06/91 - 10/95	R		<b>142.995</b>	282	9	7,5	61,1	70	5
<b>Legend III</b>											
3.2i V6 24V	KA8	11/95 -	F	V	<b>142.996</b>	282	28	26	48	70	5
	KA8	11/95 -	R		<b>142.995</b>	282	9	7,5	61,1	70	5
3.5i V6 24V	KA9	02/96 -	F	V	<b>142.913</b> •	282	23	21	47,2	70,2	5
	KA9	02/96 -	R		<b>142.995</b>	282	9	7,5	61,1	70	5



# HONDA



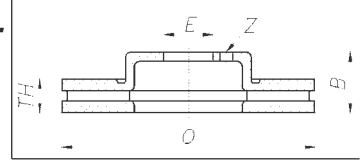
Model	Year	F R	V D	CAR	Ø	TH	min TH	B	E	Z
<b>Logo</b>										
1.3	03/99 - 03/02	F	V	<b>142.994</b> •	240	21	19	39	61	4
<b>Prelude I</b>										
1.6	SN Ch 0C800001- - 02/83	F	V	<b>142.914</b> •	231	17	15	49,6	61	4
<b>Prelude II</b>										
1.8	AB	F	V	<b>142.891</b>	242	19	17	49,6	61	4
1.8 12V	AB	F	V	<b>142.982</b>	231	19	17	49,5	61	4
2.0 12V	BA4	F	V	<b>142.982</b>	231	19	17	49,5	61	4
2.0i	BA2	F	V	<b>142.889</b>	262	21	19	51,2	64,2	4
<b>Prelude III</b>										
2.0	80 Kw BA4	R		<b>142.308</b>	238,5	10	9	48,1	61	4
2.0i 16V	BA4	F	V	<b>142.889</b>	262	21	19	51,2	64,2	4
	BA4	R		<b>142.308</b>	238,5	10	9	48,1	61	4
<b>Prelude IV</b>										
2.0i 16V	BB314/24	F	V	<b>142.854</b>	260	23	21	47,1	64,2	4
	BB314/24	R		<b>142.989</b>	260	10	8	43	64	4
2.2i 16V VTEC 4WD	BB1	F	V	<b>142.855</b>	282	23	21	47,1	64,2	4
	BB1	R		<b>142.989</b>	260	10	8	43	64	4
2.3i 16V DOHC	BB2/3	F	V	<b>142.855</b>	282	23	21	47,1	64,2	4
	BB2/3	R		<b>142.989</b>	260	10	8	43	64	4
<b>Prelude V</b>										
2.0i 16V	BB9	F	V	<b>142.854</b>	260	23	21	47,1	64,2	4
2.2i 16V	BB6/8	F	V	<b>142.913</b> •	282	23	21	47,2	70,2	5
	BB6/8	R		<b>142.297</b>	260	9	8	43	64	5
<b>Prelude ARL</b>										
2.0	80 Kw BA4	F	V	<b>142.891</b>	242	19	17	49,6	61	4
<b>S2000</b>										
2.0 (AP)		F	V	<b>142.038</b>	300	25	23	40	70	5
		R		<b>142.039</b>	282	12	10	40	64	5
<b>Shuttle</b>										
2.2i 16V	RA	F	V	<b>142.913</b> •	282	23	21	47,2	70,2	5
	RA	R		<b>142.995</b>	282	9	7,5	61,1	70	5
2.3i 16V	RA1	F	V	<b>142.913</b> •	282	23	21	47,2	70,2	5
2.3i 16V VTEC ES/EL	RA3	F	V	<b>142.913</b> •	282	23	21	47,2	70,2	5
<b>Stream</b>										
1.7i 16V VTEC		F	V	<b>142.917</b> •	262	21	19	44,5	64,2	4
	optional	F	V	<b>142.1186</b>	282	23	21	47,1	64,1	5
2.0i 16V VTEC		F	V	<b>142.1186</b>	282	23	21	47,1	64,1	5
<b>HYUNDAI</b>										
<b>Accent I</b>										
1.3i	10/94 - 11/99	F	V	<b>142.961</b> •	242	19,1	17	40,5	86	4
1.5i	10/94 - 11/99	F	V	<b>142.961</b> •	242	19,1	17	40,5	86	4
1.5i 16V	10/94 - 11/99	F	V	<b>142.961</b> •	242	19,1	17	40,5	86	4
<b>Accent II</b>										
1.3i	01/00 - 03/02	F	V	<b>142.1151</b>	241	19	17	52	63,2	4
	03/02 -	F	V	<b>142.1152</b>	241	19	17	52	62,3	4
1.5i	01/00 - 03/02	F	V	<b>142.1151</b>	241	19	17	52	63,2	4
	03/02 -	F	V	<b>142.1152</b>	241	19	17	52	62,3	4
1.6i	12/02 -	F	V	<b>142.1152</b>	241	19	17	52	62,3	4
1.5 CRDI	01/00 - 03/02	F	V	<b>142.1151</b>	241	19	17	52	63,2	4
	04/02 -	F	V	<b>142.1152</b>	241	19	17	52	62,3	4
<b>Accent III (MC)</b>										
1.4 GL	11/05 -	F	V	<b>142.1520</b>	256	22	20	46,9	62,2	4
1.6 GLS	11/05 -	F	V	<b>142.1520</b>	256	22	20	46,9	62,2	4
1.5 CRDI GLS	11/05 -	F	V	<b>142.1520</b>	256	22	20	46,9	62,2	4
All Models	11/05 -	R		<b>142.1160</b>	262	10	8,4	64	62,5	4
<b>Atos</b>										
1.0i 12V GL/GLS	with ABS	F	V	<b>142.1261</b>	257	24	22,4	45,5	69	4
	without ABS	F		<b>142.963</b> •	230	11	9,5	43,6	67,2	4
1.0i 16V	02/02 -	F	V	<b>142.376</b>	234	18	16	50,7	62,2	4



www.intercar.org  
 142 -> HPD for high performance discs  
 142 -> HPD per dischi freno ad alte prestazioni



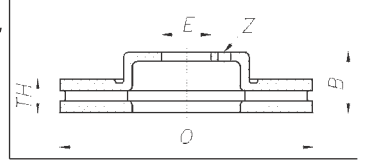
# HYUNDAI



Model		Year	F R	V D	CAR	Ø	TH	min TH	B	E	Z
<b>Atos Prime</b>											
1.0i 12V	with ABS	08/99 - 10/03	F	V	<b>142.1261</b>	257	24	22,4	45,5	69	4
	without ABS	08/99 - 10/03	F		<b>142.963</b> •	230	11	9,5	43,6	67,2	4
1.1i 12V		10/03 -	F	V	<b>142.376</b>	234	18	16	50,7	62,2	4
<b>Coupe' I</b>											
1.6i 16V	G1/2/3	05/96 - 12/01	F	V	<b>142.964</b> •	257	22	20	34	86	4
2.0i 16V	G1/2/3	05/96 - 12/01	F	V	<b>142.964</b> •	257	22	20	34	86	4
All Models	RD	05/96 - 12/01	F	V	<b>142.1261</b>	257	24	22,4	45,5	69	4
	G1/2/3	05/96 - 12/01	R		<b>142.377</b>	258	10	8	40,4	76	4
<b>Coupe' II</b>											
1.6		03/02 -	F	V	<b>142.1156</b>	280	26	24,4	47,5	69	5
2.0 GLS		02/03 -	F	V	<b>142.1156</b>	280	26	24,4	47,5	69	5
2.7 V6		03/02 -	F	V	<b>142.1156</b>	280	26	24,4	47,5	69	5
All Models		03/02 -	R		<b>142.1159</b>	258	10	8	45,4	76	5
<b>Elantra (XD)</b>											
1.6 CRDI		02/06 -	F	V	<b>142.1637</b>	275	26	24	47,4	69	5
		02/06 -	R		<b>142.1638</b>	262	10	8,4	61,1	76	5
All Models	with ABS	06/00 -	F	V	<b>142.1262</b>	280	26	24,4	47,3	69	4
	without ABS	06/00 -	F	V	<b>142.1173</b>	257	24	22,1	47	69	4
	with ABS	06/00 -	R		<b>142.377</b>	258	10	8	40,4	76	4
<b>Excel</b>											
1.3i	MU	01/86 - 12/87	F		<b>142.960</b> •	229	13	11,4	39,5	86,5	4
	MU	01/87 - 12/94	F	V	<b>142.961</b> •	242	19,1	17	40,5	86	4
1.5i	MU	01/86 - 12/87	F		<b>142.960</b> •	229	13	11,4	39,5	86,5	4
	MU	01/87 - 12/94	F	V	<b>142.961</b> •	242	19,1	17	40,5	86	4
<b>Getz</b>											
1.1 12V		09/02 -	F	V	<b>142.025</b>	255	19	17	48	62,3	4
1.3 12V		09/02 -	F	V	<b>142.025</b>	255	19	17	48	62,3	4
1.6 16V		09/02 -	F	V	<b>142.025</b>	255	19	17	48	62,3	4
1.5 CRDI		03/03 -	F	V	<b>142.025</b>	255	19	17	48	62,3	4
All Models	without ABS	09/02 -	F	V	<b>142.026</b>	241	19	17	48	62,2	4
		09/02 -	R		<b>142.1160</b>	262	10	8,4	64	62,5	4
<b>i10 08</b>											
1.1		01/08 -	F	V	<b>142.1146</b>	241	18	16	49	62	4
1.2		01/08 -	F	V	<b>142.1146</b>	241	18	16	49	62	4
1.1 CRDI		01/08 -	F	V	<b>142.1146</b>	241	18	16	49	62	4
All Models		01/08 -	R		<b>142.1147</b>	234	10	8	37,5	62,5	4
<b>i20</b>											
1.2		09/08 -	F	V	<b>142.1520</b>	256	22	20	46,9	62,2	4
1.4		09/08 -	F	V	<b>142.1520</b>	256	22	20	46,9	62,2	4
1.6		09/08 -	F	V	<b>142.1520</b>	256	22	20	46,9	62,2	4
1.6 CRDI		09/08 -	F	V	<b>142.1520</b>	256	22	20	46,9	62,2	4
All Models	without ESP	09/08 -	F	V	<b>142.1628</b>	256	18	16	46,8	62,2	4
		09/08 -	R		<b>142.1160</b>	262	10	8,4	64	62,5	4
<b>i30 07</b>											
1.4		10/07 -	F	V	<b>142.1636</b>	280	26	24,4	47,2	69	5
1.6		10/07 -	F	V	<b>142.1636</b>	280	26	24,4	47,2	69	5
2.0		10/07 -	F	V	<b>142.1636</b>	280	26	24,4	47,2	69	5
1.6 CRDI		10/07 -	F	V	<b>142.1636</b>	280	26	24,4	47,2	69	5
2.0 CRDI		10/07 -	F	V	<b>142.1636</b>	280	26	24,4	47,2	69	5
All Models	with 299 mm Discs	10/07 -	F	V	<b>142.1483</b>	300	28	26,4	47,3	69	5
		10/07 -	R		<b>142.1451</b>	262	10	8	61	76	5
<b>i30 SW 08</b>											
1.6		02/08 -	F	V	<b>142.1636</b>	280	26	24,4	47,2	69	5
2.0		02/08 -	F	V	<b>142.1636</b>	280	26	24,4	47,2	69	5
1.6 CRDI		02/08 -	F	V	<b>142.1636</b>	280	26	24,4	47,2	69	5
2.0 CRDI		02/08 -	F	V	<b>142.1636</b>	280	26	24,4	47,2	69	5
All Models	with 299 mm Discs	02/08 -	F	V	<b>142.1483</b>	300	28	26,4	47,3	69	5
		02/08 -	R		<b>142.1451</b>	262	10	8	61	76	5
<b>i40</b>											
1.6 GDI		09/11 -	F	V	<b>142.1383</b>	300	28	26	47,2	69	5
2.0 GDI		09/11 -	F	V	<b>142.1383</b>	300	28	26	47,2	69	5



HYUNDAI



Model	Year	F R	V D	CAR	Ø	TH	min TH	B	E	Z	
1.7 CRDI	09/11 -	F	V	<b>142.1383</b>	300	28	26	47,2	69	5	
All Models	17" wheels	F	V	<b>142.1734</b>	320	28	26	48	69	5	
	16" wheels	R		<b>142.1735</b>	284	10	8	25	76	5	
	17" wheels	R		<b>142.1736</b>	300	10	8	25	76	5	
<b>ix20 (JC)</b>											
1.4	11/10 -	F	V	<b>142.1636</b>	280	26	24,4	47,2	69	5	
1.4 CRDI	06/11 -	F	V	<b>142.1636</b>	280	26	24,4	47,2	69	5	
1.6	11/10 -	F	V	<b>142.1636</b>	280	26	24,4	47,2	69	5	
1.6 CRDI	11/10 -	F	V	<b>142.1636</b>	280	26	24,4	47,2	69	5	
All Models	11/10 -	R		<b>142.1560</b>	258	10	8	41	76	5	
<b>Lantra I (J1)</b>											
1.5 ie	10/90 - 11/95	F	V	<b>142.964</b> •	257	22	20	34	86	4	
1.6 ie 16V	10/90 - 11/95	F	V	<b>142.964</b> •	257	22	20	34	86	4	
1.8 ie 16V	10/90 - 11/95	F	V	<b>142.964</b> •	257	22	20	34	86	4	
All Models	10/90 - 11/95	R		<b>142.377</b>	258	10	8	40,4	76	4	
<b>Lantra II/SW (J2)</b>											
1.5 12V	12/96 - 03/98	F	V	<b>142.964</b> •	257	22	20	34	86	4	
1.6 16V	11/95 - 03/98	F	V	<b>142.964</b> •	257	22	20	34	86	4	
1.6i	11/95 - 03/98	F	V	<b>142.964</b> •	257	22	20	34	86	4	
1.8 16V	11/95 - 03/98	F	V	<b>142.964</b> •	257	22	20	34	86	4	
2.0	04/97 -	F	V	<b>142.1261</b>	257	24	22,4	45,5	69	4	
2.0 16V	08/96 - 03/98	F	V	<b>142.964</b> •	257	22	20	34	86	4	
1.9 D	03/98 -	F	V	<b>142.1261</b>	257	24	22,4	45,5	69	4	
All Models	04/98 -	F	V	<b>142.1261</b>	257	24	22,4	45,5	69	4	
	11/95 -	R		<b>142.377</b>	258	10	8	40,4	76	4	
<b>Marcia</b>											
2.0i	01/95 -	F	V	<b>142.962</b> •	257	22	20	45	69	4	
2.5i	01/95 -	F	V	<b>142.962</b> •	257	22	20	45	69	4	
<b>Matrix</b>											
1.6	06/01 -	F	V	<b>142.1173</b>	257	24	22,1	47	69	4	
1.8	06/01 -	F	V	<b>142.1173</b>	257	24	22,1	47	69	4	
1.5 CRDI	10/01 -	F	V	<b>142.1173</b>	257	24	22,1	47	69	4	
All Models	with ABS	10/01 -	R	<b>142.1211</b>	262	10	8,4	61	76	4	
<b>Pony</b>											
1.3i	MU	08/89 - 12/94	F	V	<b>142.961</b> •	242	19,1	17	40,5	86	4
	MU	10/85 - 07/89	F		<b>142.960</b> •	229	13	11,4	39,5	86,5	4
1.5i	MU	08/89 - 12/94	F	V	<b>142.961</b> •	242	19,1	17	40,5	86	4
	MU	10/85 - 07/89	F		<b>142.960</b> •	229	13	11,4	39,5	86,5	4
<b>Pony XP</b>											
1.3	HF	01/85 - 12/89	F		<b>142.960</b> •	229	13	11,4	39,5	86,5	4
1.5	HJ	01/85 - 12/89	F		<b>142.960</b> •	229	13	11,4	39,5	86,5	4
<b>Santamo</b>											
2.0i 4WD	without ABS	10/98 -	F	V	<b>142.839</b>	256	24	22,4	45,1	69	4
	with ABS	10/98 -	R	V	<b>142.1174</b>	266	18	16,4	60,2	90	4
<b>S-Coupe'</b>											
1.5i		03/90 - 04/95	F	V	<b>142.961</b> •	242	19,1	17	40,5	86	4
<b>Sonata I</b>											
1.8i		01/91 - 10/93	F	V	<b>142.962</b> •	257	22	20	45	69	4
2.0i		01/91 - 10/93	F	V	<b>142.962</b> •	257	22	20	45	69	4
2.0i 16V		01/91 - 10/93	F	V	<b>142.962</b> •	257	22	20	45	69	4
2.4i		08/88 - 10/93	F	V	<b>142.962</b> •	257	22	20	45	69	4
3.0i V6		01/91 - 10/93	F	V	<b>142.962</b> •	257	22	20	45	69	4
<b>Sonata II</b>											
1.8i		11/93 - 05/98	F	V	<b>142.962</b> •	257	22	20	45	69	4
2.0i		11/93 - 05/98	F	V	<b>142.962</b> •	257	22	20	45	69	4
2.0i 16V		11/93 - 05/98	F	V	<b>142.962</b> •	257	22	20	45	69	4
3.0i V6		11/93 - 05/98	F	V	<b>142.962</b> •	257	22	20	45	69	4
<b>Sonata III</b>											
2.0i 16V		06/98 - 10/01	F	V	<b>142.1261</b>	257	24	22,4	45,5	69	4
2.4i 16V		06/98 - 10/01	F	V	<b>142.1261</b>	257	24	22,4	45,5	69	4
2.5i V6 24V		06/98 - 10/01	F	V	<b>142.1261</b>	257	24	22,4	45,5	69	4
All Models		06/98 - 10/01	R		<b>142.1211</b>	262	10	8,4	61	76	4



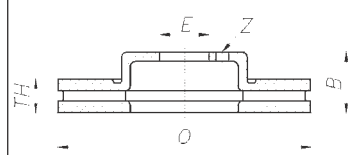
www.intercar.org

142 -&gt; HPD for high performance discs

142 -&gt; HPD per dischi freno ad alte prestazioni



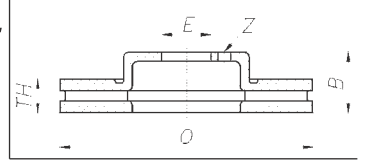
# HYUNDAI



Model	Year	F R	V D	CAR	Ø	TH	min TH	B	E	Z
<b>Sonata IV</b>										
2.0i	10/01 -	F	V	<b>142.1262</b>	280	26	24,4	47,3	69	4
2.7i V6	10/01 -	F	V	<b>142.1262</b>	280	26	24,4	47,3	69	4
All Models	10/01 -	R		<b>142.1211</b>	262	10	8,4	61	76	4
<b>Sonata V</b>										
2.4	01/05 -	F	V	<b>142.1156</b>	280	26	24,4	47,5	69	5
	01/05 -	R		<b>142.1157</b>	262	10	8,4	61	76	5
3.3	01/05 -	F	V	<b>142.1383</b>	300	28	26	47,2	69	5
	01/05 -	R		<b>142.1384</b>	284	10	8,4	54,3	76	5
2.0 CRDI	02/06 -	F	V	<b>142.1383</b>	300	28	26	47,2	69	5
	02/06 -	R		<b>142.1384</b>	284	10	8,4	54,3	76	5
<b>Stellar</b>										
1.4	02/84 - 01/87	F		<b>142.254</b>	247,6	12,7	11,4	26,9	68,3	4
1.6	02/84 - 02/90	F		<b>142.254</b>	247,6	12,7	11,4	26,9	68,3	4
2.0	06/86 - 02/90	F		<b>142.254</b>	247,6	12,7	11,4	26,9	68,3	4
<b>Trajat</b>										
2.0i 16V	01/00 -	F	V	<b>142.367</b>	276	26	24	46,2	69	5
2.0 CRDI	01/01 -	F	V	<b>142.367</b>	276	26	24	46,2	69	5
All Models	01/00 -	R		<b>142.1158</b>	284	10	8,4	61	76	5
<b>HYUNDAI MpV - Suv - Off road</b>										
<b>Galopper</b>										
3.0i V6 24V	08/98 -	F	V	<b>142.681</b>	277	22	20,4	45,5	87	6
	08/98 -	F	V	<b>142.846</b>	277	22	20,4	45	87	6
2.5 TDI	08/98 -	F	V	<b>142.681</b>	277	22	20,4	45,5	87	6
	08/98 -	F	V	<b>142.846</b>	277	22	20,4	45	87	6
2.5 TDI SW	08/98 -	F	V	<b>142.681</b>	277	22	20,4	45,5	87	6
	08/98 -	F	V	<b>142.846</b>	277	22	20,4	45	87	6
<b>ix35 (LM)</b>										
1.6	11/10 -	F	V	<b>142.1383</b>	300	28	26	47,2	69	5
2.0	01/10 -	F	V	<b>142.1383</b>	300	28	26	47,2	69	5
2.0 4WD	01/10 -	F	V	<b>142.1383</b>	300	28	26	47,2	69	5
1.7 CRDI	11/10 -	F	V	<b>142.1383</b>	300	28	26	47,2	69	5
2.0 CRDI	11/10 -	F	V	<b>142.1383</b>	300	28	26	47,2	69	5
2.0 CRDI 4WD	11/10 -	F	V	<b>142.1383</b>	300	28	26	47,2	69	5
2.0 CRDI AWD	11/10 -	F	V	<b>142.1383</b>	300	28	26	47,2	69	5
All Models	11/10 -	R		<b>142.1451</b>	262	10	8	61	76	5
<b>ix55</b>										
3.0 V6 CRDI	09/08 -	F	V	<b>142.1670</b>	321	32	30	51	69	5
<b>Santa Fe</b>										
2.7i V6 24V FX	02/01 -	F	V	<b>142.367</b>	276	26	24	46,2	69	5
2.0 CRDI	08/01 -	F	V	<b>142.367</b>	276	26	24	46,2	69	5
2.4 16V	04/01 -	F	V	<b>142.367</b>	276	26	24	46,2	69	5
All Models	04/01 -	F	V	<b>142.1183</b>	294	26	24,4	46	69	5
	10/05 -	F	V	<b>142.1294</b>	321	28	26,4	49,1	69	5
	04/01 -	R		<b>142.1158</b>	284	10	8,4	61	76	5
	10/05 -	R		<b>142.1293</b>	302	11	9,4	71,5	69	5
<b>Terracan</b>										
3.5i V6	11/01 - 12/03	F	V	<b>142.1153</b>	280,5	27	25,4	42,7	87	6
2.5 TD	11/01 - 12/03	F	V	<b>142.1153</b>	280,5	27	25,4	42,7	87	6
2.9 CRDI	11/01 - 12/03	F	V	<b>142.1153</b>	280,5	27	25,4	42,7	87	6
All Models	12/03 - 01/08	F	V	<b>142.1154</b>	303	28	26,4	42,8	87	6
	11/01 -	R	V	<b>142.1155</b>	315	20	18,4	86,5	108	6
<b>Tucson</b>										
2.0	08/04 -	F	V	<b>142.1156</b>	280	26	24,4	47,5	69	5
	08/04 -	R		<b>142.1157</b>	262	10	8,4	61	76	5
2.7	08/04 -	F	V	<b>142.1156</b>	280	26	24,4	47,5	69	5
	08/04 -	R		<b>142.1157</b>	262	10	8,4	61	76	5
	08/04 -	R		<b>142.1158</b>	284	10	8,4	61	76	5
	08/04 -	R		<b>142.1158</b>	284	10	8,4	61	76	5
2.0 CRDI	08/04 -	F	V	<b>142.1156</b>	280	26	24,4	47,5	69	5
	08/04 -	R		<b>142.1158</b>	284	10	8,4	61	76	5



HYUNDAI



Model	Year	F R	V D	CAR	Ø	TH	min TH	B	E	Z
<b>HYUNDAI Light commercial</b>										
<b>Grace</b>										
2.4i	10/97 -	F	V	<b>142.368</b>	254	24	22,4	40	87	5
2.5 D	10/97 -	F	V	<b>142.368</b>	254	24	22,4	40	87	5
<b>H-1</b>										
2.4i	10/97 -	F	V	<b>142.368</b>	254	24	22,4	40	87	5
2.5 CRDI	02/08 -	F	V	<b>142.1608</b>	300	30	28	52,6	96,3	6
	02/08 -	R		<b>142.1607</b>	324	18	16	82,5	96,3	6
2.5 D	10/97 -	F	V	<b>142.368</b>	254	24	22,4	40	87	5
All Models	09/04 -	F	V	<b>142.1634</b>	274	26	24	44,5	87	5
	09/04 -	R	V	<b>142.1635</b>	303	20	18,4	92,6	75	5
<b>H100</b>										
2.4i	07/93 -	F	V	<b>142.368</b>	254	24	22,4	40	87	5
2.5 D	07/93 -	F	V	<b>142.368</b>	254	24	22,4	40	87	5
<b>H150</b>										
2.5 D	07/94 -	F	V	<b>142.368</b>	254	24	22,4	40	87	5
<b>H200</b>										
2.4i	06/97 -	F	V	<b>142.368</b>	254	24	22,4	40	87	5
2.5 D	06/97 -	F	V	<b>142.368</b>	254	24	22,4	40	87	5
<b>Satellite</b>										
2.4i GL/GLS	10/97 -	F	V	<b>142.368</b>	254	24	22,4	40	87	5
2.5 TD GL/GLS	10/97 -	F	V	<b>142.368</b>	254	24	22,4	40	87	5
<b>INFINITI</b>										
<b>M 30</b>										
All Models	02/90 - 10/93	R		<b>142.797</b>	266	10	8,5	69,1	68	4
<b>Q 45</b>										
All Models	02/90 -	R	V	<b>142.807</b>	280	28	26	53,7	68	5
<b>INNOCENTI</b>										
<b>990</b>										
All Models	06/86 - 12/90	F		<b>142.317</b>	213,3	9,5	8,5	62	55	4
<b>Elba</b>										
All Models	01/91 - 12/97	F		<b>142.411</b> •	240	12	10,8	46,5	59	4
	01/91 - 12/97	R	D	<b>433.061</b>	185,4	35,7		53,1	59	4
<b>Koral</b>										
All Models	01/90 - 10/92	F		<b>142.161</b> •	227	10,8	9	45,8	61,5	4
	01/90 - 10/90	R	D	<b>433.061</b>	185,4	35,7		53,1	59	4
<b>Mille</b>										
1.0	01/94 - 12/97	F		<b>142.411</b> •	240	12	10,8	46,5	59	4
1.4	01/94 - 12/97	F		<b>142.411</b> •	240	12	10,8	46,5	59	4
<b>Mini</b>										
120	01/74 - 10/84	F		<b>142.315</b>	213,5	9,5	8,6	61,1	55,5	4
3 Cilindri	01/82 - 08/87	F		<b>142.317</b>	213,3	9,5	8,5	62	55	4
500	09/87 - 12/90	F		<b>142.317</b>	213,3	9,5	8,5	62	55	4
650	01/82 - 11/88	F		<b>142.317</b>	213,3	9,5	8,5	62	55	4
650 SE	01/82 - 11/88	F		<b>142.317</b>	213,3	9,5	8,5	62	55	4
90	01/74 - 10/84	F		<b>142.315</b>	213,5	9,5	8,6	61,1	55,5	4
De Tomaso	01/74 - 10/84	F		<b>142.315</b>	213,5	9,5	8,6	61,1	55,5	4
De Tomaso Turbo	01/83 - 12/90	F		<b>142.317</b>	213,3	9,5	8,5	62	55	4
Matic	01/84 - 08/87	F		<b>142.317</b>	213,3	9,5	8,5	62	55	4
Matic SE	01/84 - 08/87	F		<b>142.317</b>	213,3	9,5	8,5	62	55	4
Diesel	01/84 - 08/87	F		<b>142.317</b>	213,3	9,5	8,5	62	55	4
<b>Regent</b>										
1.3	02/73 -	F		<b>142.318</b>	246	9,5	8,6	57	55,6	4
1.3 L	02/73 -	F		<b>142.318</b>	246	9,5	8,6	57	55,6	4
1.5	02/73 -	F		<b>142.318</b>	246	9,5	8,6	57	55,6	4
<b>Small</b>										
500	01/90 - 11/94	F		<b>142.317</b>	213,3	9,5	8,5	62	55	4
990	01/86 - 11/94	F		<b>142.317</b>	213,3	9,5	8,5	62	55	4



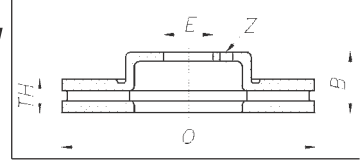
www.intercar.org

142 -&gt; HPD for high performance discs

142 -&gt; HPD per dischi freno ad alte prestazioni



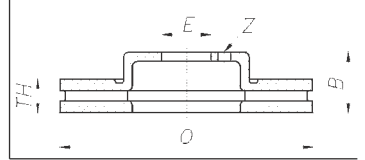
ISUZU



Model	Year	F R	V D	CAR	Ø	TH	min TH	B	E	Z	
<b>ISUZU</b>											
<b>Amigo</b>											
All Models	02/88 - 06/93	F	V	<b>142.517</b> •	257,4	22	20,6	36	88	6	
	07/93 - 12/94	F	V	<b>142.491</b>	280	26	24,6	36	88	6	
	02/88 - 06/93	R		<b>142.522</b>	265	12	10,6	47,5	96,5	6	
	07/93 - 12/94	R	V	<b>142.488</b>	313	18	16,6	80,2	101	6	
<b>Campo</b>											
All Pick up Models	01/88 -	F	V	<b>142.517</b> •	257,4	22	20,6	36	88	6	
<b>D-Max</b>											
2.5 TD 4WD	02/03 -	F	V	<b>142.1125</b>	280	27	25,6	40	88	6	
3.0 TD 4WD	02/03 -	F	V	<b>142.1125</b>	280	27	25,6	40	88	6	
<b>Faster</b>											
Series 21-29	JBG-KBD	02/84 - 12/91	F	V	<b>142.535</b>	250	18	16,6	33,5	80	6
Series 41-47	KBD	02/84 - 12/91	F	V	<b>142.535</b>	250	18	16,6	33,5	80	6
Series 41-49	KBG	02/84 - 12/91	F	V	<b>142.535</b>	250	18	16,6	33,5	80	6
All Models	KB	02/84 - 12/91	F	V	<b>142.535</b>	250	18	16,6	33,5	80	6
<b>Gemini</b>											
1.6i GTI	02/88 - 11/91	R		<b>142.522</b>	265	12	10,6	47,5	96,5	6	
<b>Holden</b>											
KB Pick up 1.6 2WD/4WD	02/84 - 09/87	F	V	<b>142.535</b>	250	18	16,6	33,5	80	6	
KB Pick up 1.8 2WD/4WD	02/84 - 09/87	F	V	<b>142.535</b>	250	18	16,6	33,5	80	6	
KB Pick up 2.0 2WD/4WD	02/84 - 09/87	F	V	<b>142.535</b>	250	18	16,6	33,5	80	6	
KB Pick up 2.6 2WD/4WD	08/88 -	F	V	<b>142.517</b> •	257,4	22	20,6	36	88	6	
<b>Midi</b>											
Van	01/83 - 11/92	F	V	<b>142.535</b>	250	18	16,6	33,5	80	6	
<b>N-Serie</b>											
NPR 55/NKR 55	08/98 -	F	V	<b>142.1126</b>	293	40	37	57,5	110	6	
NPR 77/NKR 77	08/98 -	F	V	<b>142.1126</b>	293	40	37	57,5	110	6	
NQR 70/75	08/98 -	F	V	<b>142.1312</b>	310	42	39	56	110	6	
<b>Pick-up</b>											
All Models	02/01 - 11/03	F	V	<b>142.517</b> •	257,4	22	20,6	36	88	6	
	USA 2WD	02/84 - 09/87	F	V	<b>142.535</b>	250	18	16,6	33,5	80	6
	USA 4WD	03/86 - 09/87	F	V	<b>142.535</b>	250	18	16,6	33,5	80	6
	with rear Discs	02/87 - 05/94	R		<b>142.522</b>	265	12	10,6	47,5	96,5	6
<b>Trooper I</b>											
2.3	02/84 - 10/88	F	V	<b>142.535</b>	250	18	16,6	33,5	80	6	
	UBS16 Ch -C#4524289	11/88 - 10/91	F	V	<b>142.517</b> •	257,4	22	20,6	36	88	6
2.6i	11/88 - 10/91	F	V	<b>142.517</b> •	257,4	22	20,6	36	88	6	
	UBS17 Ch -C#4524289										
2.2 TD	02/84 - 10/88	F	V	<b>142.535</b>	250	18	16,6	33,5	80	6	
	UBS52 Ch -C#4524289	11/88 - 10/91	F	V	<b>142.517</b> •	257,4	22	20,6	36	88	6
2.8 TD	11/88 - 10/91	F	V	<b>142.517</b> •	257,4	22	20,6	36	88	6	
	UBS55 Ch -C#4524289										
All Models	with rear Discs	05/86 - 10/91	R		<b>142.522</b>	265	12	10,6	47,5	96,5	6
<b>Trooper II</b>											
3.2 V6	11/91 - 07/98	F	V	<b>142.491</b>	280	26	24,6	36	88	6	
	with ABS	11/91 - 07/98	F	V	<b>142.490</b>	280	26	24,6	36	88	6
3.1 TD	11/91 - 07/98	F	V	<b>142.491</b>	280	26	24,6	36	88	6	
	with ABS	11/91 - 07/98	F	V	<b>142.490</b>	280	26	24,6	36	88	6
All Models	11/91 - 07/98	R	V	<b>142.488</b>	313	18	16,6	80,2	101	6	
<b>Trooper III</b>											
3.5	08/98 -	F	V	<b>142.490</b>	280	26	24,6	36	88	6	
3.0 TD	08/98 -	F	V	<b>142.490</b>	280	26	24,6	36	88	6	
All Models	08/98 -	R	V	<b>142.488</b>	313	18	16,6	80,2	101	6	
<b>IVECO Light commercial</b>											
<b>Daily I (Grinta)</b>											
30.8/9/10	06/89 - 05/96	F		<b>142.178</b>	267	14,2	12,8	154	58,3	6	
35.10 Turbo	01/78 - 05/96	F		<b>142.180</b>	266,5	14,2	12,8	111	115	6	
35.12 Turbo	01/78 - 05/96	F		<b>142.185</b>	280	16	14,8	141,8	105	6	
35.8	01/78 - 05/96	F		<b>142.180</b>	266,5	14,2	12,8	111	115	6	
40.10 Turbo	01/78 - 05/96	F		<b>142.180</b>	266,5	14,2	12,8	111	115	6	
40.12 Turbo	01/78 - 05/96	F		<b>142.185</b>	280	16	14,8	141,8	105	6	



IVECO



Model	Year	F R	V D	CAR	Ø	TH	min TH	B	E	Z	
40.8	01/78 - 05/96	F		<b>142.180</b>	266,5	14,2	12,8	111	115	6	
45.12 Turbo	01/78 - 05/96	F		<b>142.185</b>	280	16	14,8	141,8	105	6	
49.12 Turbo	01/78 - 05/96	F		<b>142.185</b>	280	16	14,8	141,8	105	6	
All Models	01/78 - 05/96	R	D	<b>433.090</b>	254	96,5		122,5	129,8	6	
<b>Daily II (New Daily)</b>											
30.8	06/96 - 06/99	F		<b>142.178</b>	267	14,2	12,8	154	58,3	6	
35.8/10/12	06/96 - 06/99	F		<b>142.196</b>	290	22	19	110,5	123	6	
	06/96 - 06/99	R		<b>142.197</b>	289	22	19	84,5	84	8	
40.10	4WD	01/97 -	F	<b>142.185</b>	280	16	14,8	141,8	105	6	
49.12	06/96 - 06/99	F		<b>142.196</b>	290	22	19	110,5	123	6	
	06/96 - 06/99	R		<b>142.197</b>	289	22	19	84,5	84	8	
<b>Daily III</b>											
29	05/99 -	F		<b>142.198</b>	276	22	19	72,5	73	5	
	with ABS	05/99 -	R	<b>142.200</b>	276	16	13	66,5	73	5	
	without ABS	05/99 -	R	<b>142.199</b>	276	16	13	66,5	73	5	
35	05/99 - 05/04	F		<b>142.196</b>	290	22	19	110,5	123	6	
	06/04 - 05/06	F		<b>142.1410</b>	290	22	19	110,5	123	6	
	05/99 -	R		<b>142.197</b>	289	22	19	84,5	84	8	
60/65	05/00 -	F	V	<b>142.207</b>	290	26	23	53	80	6	
	05/00 -	R		<b>142.208</b>	306	22	19	136,5	178,24	6	
<b>Daily IV</b>											
29/35/40/45/50	with 290 mm Discs	05/06 -	F	V	<b>142.1456</b>	290	28	25	46	64	9
	with 300 mm Discs	05/06 -	F	V	<b>142.1457</b>	300	28	25	74,5	78	6
	with ABS and solid Discs	05/06 -	R		<b>142.1458</b>	296	16	13	69,5	76	6
	with ABS and vented Discs	05/06 -	R	V	<b>142.1460</b>	294	24	21	87,5	128	8
	without ABS and solid Discs	05/06 -	R		<b>142.1459</b>	296	16	13	69,5	76	6
	without ABS and vented Discs	05/06 -	R	V	<b>142.1461</b>	294	24	21	83,5	128	8
60/65	05/06 -	F	V	<b>142.1462</b>	301	30	27	59	83	9	
	05/06 -	R	V	<b>142.1463</b>	306	28	25	132	178,2	6	
<b>Turbozeta</b>											
65.12	01/86 -	F	V	<b>142.179</b>	315	26	23	118,5	160	6	
65.14	01/86 -	F	V	<b>142.179</b>	315	26	23	118,5	160	6	
79.12	01/86 -	F	V	<b>142.179</b>	315	26	23	118,5	160	6	
79.14	01/86 -	F	V	<b>142.179</b>	315	26	23	118,5	160	6	
<b>Zeta</b>											
109.14	01/86 -	F	V	<b>142.174</b>	322	30	27,7	129	220	8	
90.14	01/86 -	F	V	<b>142.174</b>	322	30	27,7	129	220	8	
95.14	01/86 -	F	V	<b>142.174</b>	322	30	27,7	129	220	8	
<b>IVECO Industrial vehicle</b>											
<b>Cargoplus</b>											
18 ton.	02/02 -		V	<b>150.080</b>	322	30	27	134	215	8	
	with ABS	02/02 -		V	<b>150.180</b>	322	30	27	134	215	8
7,5 ton.	02/02 -		V	<b>150.070</b>	304	30	27	128,5	165	6	
	with ABS	02/02 -		V	<b>150.170</b>	304	30	27	128,5	165	6
<b>Daily</b>											
59.12	85 Kw	05/92 - 10/96	F	V	<b>150.060</b>	290	25	24	160,5	120	6
	90 Kw	11/96 -	F	V	<b>150.060</b>	290	25	24	160,5	120	6
<b>Daily Turbo</b>											
45.12 Intercooler	03/91 -	F		<b>150.050</b>	280	22	20	141,8	105	6	
49.12 Intercooler	03/91 -	F		<b>150.050</b>	280	22	20	141,8	105	6	
<b>Eurocargo</b>											
100E 15/18/21	03/91 -	F	V	<b>150.080</b>	322	30	27	134	215	8	
	with ABS	03/91 -	F	V	<b>150.180</b>	322	30	27	134	215	8
	03/91 -	R	V	<b>150.081</b>	322	30	27	134	215	8	
110EL	01/99 -	F	V	<b>150.130</b>	330	34	28	141	215	8	
120E 15/18/23	02/91 -	F	V	<b>150.090</b>	370	45	42	150	215	8	
120EL	01/99 -	F	V	<b>150.130</b>	330	34	28	141	215	8	
130E 15/18/23	02/91 -	F	V	<b>150.090</b>	370	45	42	150	215	8	
150E 15/18/23/27	03/91 -	F	V	<b>150.100</b>	370	45	42	181,5	215	8	
170E	01/99 -	F	V	<b>150.120</b>	436	45	37	138,5	210	12	
	05/92 - 12/98	F	V	<b>150.110</b>	430	50	46	102	170	12	

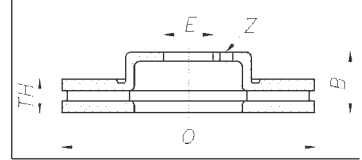


www.intercar.org  
 142 -> HPD for high performance discs  
 142 -> HPD per dischi freno ad alte prestazioni





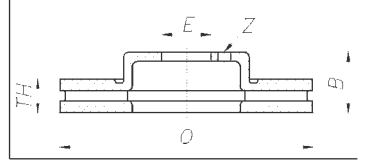
IVECO



Model	Year	F R	V D	CAR	Ø	TH	min TH	B	E	Z	
180E 21		F	V	<b>150.080</b>	322	30	27	134	215	8	
	with ABS	F	V	<b>150.180</b>	322	30	27	134	215	8	
		R	V	<b>150.081</b>	322	30	27	134	215	8	
180E 23	03/91 -	F	V	<b>150.100</b>	370	45	42	181,5	215	8	
260E 23	02/91 -	F	V	<b>150.090</b>	370	45	42	150	215	8	
280E 23	03/91 -	F	V	<b>150.100</b>	370	45	42	181,5	215	8	
320E 27	03/91 -	F	V	<b>150.100</b>	370	45	42	181,5	215	8	
60E 10/12/14		F	V	<b>150.070</b>	304	30	27	128,5	165	6	
	with ABS	F	V	<b>150.170</b>	304	30	27	128,5	165	6	
		R	V	<b>150.071</b>	304	30	27	128,5	165	6	
65E 10/12/14		F	V	<b>150.070</b>	304	30	27	128,5	165	6	
	with ABS	F	V	<b>150.170</b>	304	30	27	128,5	165	6	
		R	V	<b>150.071</b>	304	30	27	128,5	165	6	
70E 10/12/14		F	V	<b>150.070</b>	304	30	27	128,5	165	6	
	with ABS	F	V	<b>150.170</b>	304	30	27	128,5	165	6	
		R	V	<b>150.071</b>	304	30	27	128,5	165	6	
75E 10/12/14/15		F	V	<b>150.070</b>	304	30	27	128,5	165	6	
	with ABS	F	V	<b>150.170</b>	304	30	27	128,5	165	6	
		R	V	<b>150.071</b>	304	30	27	128,5	165	6	
80E 12/15/18/21		F	V	<b>150.080</b>	322	30	27	134	215	8	
	with ABS	F	V	<b>150.180</b>	322	30	27	134	215	8	
		R	V	<b>150.081</b>	322	30	27	134	215	8	
<b>Eurocargo TECTOR</b>											
130E 15/18/23/24/28	Axel 5842 with excenter ring	09/00 -	F	V	<b>150.084</b>	377	45	37	151,3	225	8
	Axel 5842/5 without excenter ring	09/00 -	F	V	<b>150.082</b>	377	45	37	151	215	8
150E 15/18/23/24/27/28	Axel 5851 with excenter ring	09/00 -	F	V	<b>150.085</b>	377	45	37	151,3	225	8
	Axel 5851/5 without excenter ring	09/00 -	F	V	<b>150.083</b>	377	45	37	151,5	215	8
<b>Eurostar</b>											
All Models		01/99 -	F	V	<b>150.120</b>	436	45	37	138,5	210	12
		05/92 - 12/98	F	V	<b>150.110</b>	430	50	46	102	170	12
	with EBS	01/99 -	R	V	<b>150.120</b>	436	45	37	138,5	210	12
<b>Eurotech</b>											
All Models		01/99 -	F	V	<b>150.120</b>	436	45	37	138,5	210	12
		05/92 - 12/98	F	V	<b>150.110</b>	430	50	46	102	170	12
	with EBS	01/99 -	R	V	<b>150.120</b>	436	45	37	138,5	210	12
<b>Stralis</b>											
All Models		04/02 -	F	V	<b>150.120</b>	436	45	37	138,5	210	12
<b>IVECO Bus</b>											
<b>Bus</b>											
160R 81			F	V	<b>151.200</b>	315	35	32	153,5	240	6
315.8 17 Turbo			F	V	<b>151.200</b>	315	35	32	153,5	240	6
316.8 17 Turbo			F	V	<b>151.200</b>	315	35	32	153,5	240	6
370.12.25	twin Discs		F	V	<b>151.210</b>	417	30	26	80	157	10
370.12.30	twin Discs		F	V	<b>151.210</b>	417	30	26	80	157	10
370.12.35	twin Discs		F	V	<b>151.210</b>	417	30	26	80	157	10
370S	twin Discs		F	V	<b>151.210</b>	417	30	26	80	157	10
<b>Cityclass</b>											
All Models	twin Discs		F	V	<b>151.220</b>	417	28	24	67	159	10
<b>Effeuno</b>											
471.10.20			F	V	<b>151.240</b>	425	45	42	165,5	215	10
471.12.20			F	V	<b>151.240</b>	425	45	42	165,5	215	10
490			F	V	<b>151.240</b>	425	45	42	165,5	215	10
571.20			F	V	<b>151.240</b>	425	45	42	165,5	215	10
671.20			F	V	<b>151.240</b>	425	45	42	165,5	215	10
<b>Euroclass</b>											
380 All Models	twin Discs		F	V	<b>151.220</b>	417	28	24	67	159	10
<b>Eurorider</b>											
All Models	twin Discs		F	V	<b>151.220</b>	417	28	24	67	159	10
<b>Turbocity</b>											
480.10.21			F	V	<b>151.230</b>	425	45	42	170,5	285	10
480.12.31			F	V	<b>151.230</b>	425	45	42	170,5	285	10



IVECO



Model	Year	F R	V D	<b>CAR</b>	Ø	TH	min TH	B	E	Z
490.18.29		F	V	<b>151.230</b>	425	45	42	170,5	285	10
490.22		F	V	<b>151.230</b>	425	45	42	170,5	285	10
580.21		F	V	<b>151.230</b>	425	45	42	170,5	285	10
590E 2/22		F	V	<b>151.230</b>	425	45	42	170,5	285	10
680.26		F	V	<b>151.230</b>	425	45	42	170,5	285	10

## JAGUAR

### Daimler III

4.0	07/90 - 11/94	F	V	<b>142.220</b>	290,8	28,3	26	66,8	80	5
-----	---------------	---	---	----------------	-------	------	----	------	----	---

### Daimler IV (X 300)

4.0 Six	09/94 -	F	V	<b>142.220</b>	290,8	28,3	26	66,8	80	5
	09/94 -	R	V	<b>142.215</b>	305	20	18,5	67,9	73,8	5
6.0 Double Six	09/94 -	F	V	<b>142.220</b>	290,8	28,3	26	66,8	80	5

### S Type

2.5 V6	04/02 -	F	V	<b>142.1284</b>	320	30	28,4	43	71	5
3.0 V6 32V	01/99 -	F	V	<b>142.1284</b>	320	30	28,4	43	71	5
4.2 V8 32V R	01/99 -	F	V	<b>142.1284</b>	320	30	28,4	43	71	5
2.7 D	06/04 -	F	V	<b>142.1284</b>	320	30	28,4	43	71	5
All Models	01/99 -	F	V	<b>142.216</b>	300	30	28	43	71	5
	01/99 -	R	V	<b>142.217</b>	288	20	18,5	32,5	64,5	5

### Sovereign

3.2	07/90 - 11/94	F	V	<b>142.220</b>	290,8	28,3	26	66,8	80	5
4.0	07/90 - 11/94	F	V	<b>142.220</b>	290,8	28,3	26	66,8	80	5

### X Type

2.0 V6	03/02 -	F	V	<b>142.218</b> •	300	24	22	47	63,5	5
2.5 V6	06/01 -	F	V	<b>142.218</b> •	300	24	22	47	63,5	5
3.0 V6	06/01 -	F	V	<b>142.218</b> •	300	24	22	47	63,5	5
2.0 D	02/03 -	F	V	<b>142.218</b> •	300	24	22	47	63,5	5
All Models	06/01 -	R		<b>142.219</b>	280	12	10	34	63,5	5

### XF

3.0	03/08 -	F	V	<b>142.1641</b>	326	30	28	46	71	5
4.2	03/08 -	F	V	<b>142.1641</b>	326	30	28	46	71	5
5.0	03/09 -	F	V	<b>142.1641</b>	326	30	28	46	71	5
2.7 D	03/08 -	F	V	<b>142.1641</b>	326	30	28	46	71	5
3.0 D	03/08 -	F	V	<b>142.1641</b>	326	30	28	46	71	5
All Models	03/08 -	R	V	<b>142.1643</b>	326	20	18	38	71	5

### XJ (XJ40) 86 - 94

3.2	05/89 - 06/94	F	V	<b>142.220</b>	290,8	28,3	26	66,8	80	5
4.0	05/89 - 06/94	F	V	<b>142.220</b>	290,8	28,3	26	66,8	80	5

### XJ (X300) 94 - 97

3.2	07/94 - 10/97	F	V	<b>142.220</b>	290,8	28,3	26	66,8	80	5
	07/94 - 10/97	R	V	<b>142.215</b>	305	20	18,5	67,9	73,8	5
4.0	07/94 - 10/97	F	V	<b>142.220</b>	290,8	28,3	26	66,8	80	5
	07/94 - 10/97	R	V	<b>142.215</b>	305	20	18,5	67,9	73,8	5
6.0	05/89 - 10/97	F	V	<b>142.220</b>	290,8	28,3	26	66,8	80	5

### XJ (NAW-NBW) 97 - 03

3.2	07/97 - 05/03	F	V	<b>142.214</b>	305	28,5	26	49,5	73,8	5
	07/97 - 05/03	R	V	<b>142.215</b>	305	20	18,5	67,9	73,8	5
4.0	07/97 - 05/03	F	V	<b>142.214</b>	305	28,5	26	49,5	73,8	5
	07/97 - 05/03	R	V	<b>142.215</b>	305	20	18,5	67,9	73,8	5

### XJ (X350-358) 03

3.0	05/03 -	F	V	<b>142.1284</b>	320	30	28,4	43	71	5
	05/03 -	R	V	<b>142.217</b>	288	20	18,5	32,5	64,5	5
3.5	05/03 -	F	V	<b>142.1284</b>	320	30	28,4	43	71	5
4.2	05/03 -	F	V	<b>142.1284</b>	320	30	28,4	43	71	5
All Models	05/03 -	R	V	<b>142.217</b>	288	20	18,5	32,5	64,5	5

### XJ (X351) 10

5.0 V8	01/10 -	F	V	<b>142.1642</b>	355	32	30	48	71	5
5.0 V8 Kompressor	01/10 -	F	V	<b>142.1642</b>	355	32	30	48	71	5
3.0 V6 D	01/10 -	F	V	<b>142.1642</b>	355	32	30	48	71	5
All Models	01/10 -	R	V	<b>142.1643</b>	326	20	18	38	71	5



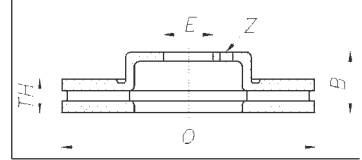
www.intercar.org

142 -&gt; HPD for high performance discs

142 -&gt; HPD per dischi freno ad alte prestazioni



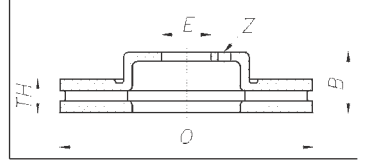
# JAGUAR



Model	Year	F R	V D	CAR	Ø	TH	min TH	B	E	Z
<b>XJR S</b>										
4.0 Super Charged	11/94 -	F	V	<b>142.220</b>	290,8	28,3	26	66,8	80	5
	11/94 -	R	V	<b>142.215</b>	305	20	18,5	67,9	73,8	5
<b>XK 8</b>										
4.0	QDV-QEV	03/96 - 02/98	F	V	<b>142.214</b>	305	28,5	26	49,5	73,8
	QDV-QEV	03/98 -	F	V	<b>142.209</b>	325	28,5	26,5	49,5	73,8
	QDV-QEV	03/96 -	R	V	<b>142.215</b>	305	20	18,5	67,9	73,8
<b>XK R</b>										
4.0		03/98 -	F	V	<b>142.214</b>	305	28,5	26	49,5	73,8
	optional	03/98 -	F	V	<b>142.209</b>	325	28,5	26,5	49,5	73,8
		03/98 -	R	V	<b>142.215</b>	305	20	18,5	67,9	73,8
<b>JEEP Mpv - Suv - Off road</b>										
<b>Cherokee</b>										
All Models KJ		09/01 -	F	V	<b>142.338</b>	288	28	26	64,8	72
All Models KK		01/08 -	F	V	<b>142.338</b>	288	28	26	64,8	72
All Models XJ		01/84 - 09/89	F	V	<b>142.329 •</b>	280	22	20,7	77	72
		10/89 -	F	V	<b>142.585</b>	280	24	22,7	81,5	72
<b>Commander</b>										
All Models		09/05 -	F	V	<b>142.1411</b>	327,5	30	28	53,2	72
		09/05 -	R		<b>142.1298</b>	319,5	14	13	66,6	72
<b>Compass</b>										
2.4		09/06 -	F	V	<b>142.1476</b>	294	26	24	45,7	69
2.0 CRD		09/06 -	F	V	<b>142.1476</b>	294	26	24	45,7	69
All Models		09/06 -	R		<b>142.1477</b>	262	10	9	60,5	80
<b>Grand Cherokee I (ZJ)</b>										
All Models		02/91 - 03/99	F	V	<b>142.585</b>	280	24	22,7	81,5	72
	with rear Discs	02/91 - 03/99	R		<b>142.353</b>	283	11	9	59,5	69
<b>Grand Cherokee II (WJ-WG)</b>										
All Models		04/99 - 05/02	F	V	<b>142.334</b>	305	26	24,5	63,5	72
		06/02 -	F	V	<b>142.338</b>	288	28	26	64,8	72
		04/99 -	R		<b>142.335</b>	305	10	8,5	75,5	72
<b>Grand Cherokee III (WH)</b>										
All Models	with 328 mm Discs	06/05 -	F	V	<b>142.1411</b>	327,5	30	28	53,2	72
	with 350 mm Discs	06/05 -	F	V	<b>142.1731</b>	350	28	26	65,1	72
		06/05 -	R		<b>142.1298</b>	319,5	14	13	66,6	72
<b>Laredo</b>										
All Models		01/87 -	F	V	<b>142.329 •</b>	280	22	20,7	77	72
<b>Patriot</b>										
2.4		01/08 -	F	V	<b>142.1476</b>	294	26	24	45,7	69
2.0 CRD		01/08 -	F	V	<b>142.1476</b>	294	26	24	45,7	69
All Models		01/08 -	R		<b>142.1478</b>	302	10	8,5	62	80
<b>Sahara</b>										
All Models		01/87 -	F	V	<b>142.329 •</b>	280	22	20,7	77	72
<b>Wagoneer</b>										
All Models		01/85 - 09/89	F	V	<b>142.329 •</b>	280	22	20,7	77	72
<b>Wrangler</b>										
All Models		01/87 - 09/89	F	V	<b>142.329 •</b>	280	22	20,7	77	72
		10/89 -	F	V	<b>142.585</b>	280	24	22,7	81,5	72
	TJ-JK	02/06 -	F	V	<b>142.1629</b>	302	28	26	56	72
	TJ-JK	02/06 -	R		<b>142.1630</b>	316	12	10	77	72
<b>KASSBOHRER SETRA Bus</b>										
<b>Bus</b>										
4K85		05/89 -	F	V	<b>151.420</b>	406	48	45	175	194
S140		02/83 -	F	V	<b>151.400</b>	396	48	45	119	194,2
S200		05/89 -	F	V	<b>151.420</b>	406	48	45	175	194
S210		05/89 -	F	V	<b>151.400</b>	396	48	45	119	194,2
		05/89 -	F	V	<b>151.420</b>	406	48	45	175	194
S211		05/89 -	F	V	<b>151.400</b>	396	48	45	119	194,2
S212		05/89 -	F	V	<b>151.400</b>	396	48	45	119	194,2
S213		05/89 -	F	V	<b>151.400</b>	396	48	45	119	194,2



# KASSBOHRER SETRA

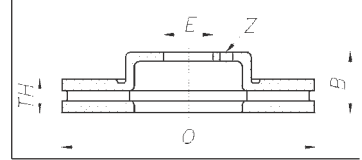


Model	Year	F R	V D	CAR	Ø	TH	min TH	B	E	Z	
S214	05/89 -	F	V	<b>151.400</b>	396	48	45	119	194,2	10	
S215	05/89 -	F	V	<b>151.400</b>	396	48	45	119	194,2	10	
	05/89 -	F	V	<b>151.420</b>	406	48	45	175	194	10	
S215 HDH	06/92 -	F	V	<b>151.410</b>	432	45	41	135	194	10	
S215 NR	06/92 -	F	V	<b>151.410</b>	432	45	41	135	194	10	
S216	05/89 -	F	V	<b>151.400</b>	396	48	45	119	194,2	10	
S228	05/89 -	F	V	<b>151.400</b>	396	48	45	119	194,2	10	
S228 DT	05/89 -	F	V	<b>151.420</b>	406	48	45	175	194	10	
S300 NC	02/91 -	F	V	<b>151.410</b>	432	45	41	135	194	10	
S309 HD	02/91 -	F	V	<b>151.410</b>	432	45	41	135	194	10	
S312 HD	02/91 -	F	V	<b>151.410</b>	432	45	41	135	194	10	
S315 HD	02/91 -	F	V	<b>151.410</b>	432	45	41	135	194	10	
S315 HDH	02/91 -	F	V	<b>151.410</b>	432	45	41	135	194	10	
S328 DT	01/95 -	F	V	<b>150.600</b>	430	45	37	131	203	10	
<b>KIA</b>											
<b>Carens I (FC)</b>											
1.8i	11/00 - 07/02	F	V	<b>142.685</b>	258	24	22	48,6	72	4	
	11/00 - 07/02	R		<b>142.686</b>	261	10	8	40	72	4	
<b>Carens II (FJ)</b>											
1.6i 16V	08/02 - 08/06	F	V	<b>142.027</b>	280	26	24	48,5	72	4	
1.8i 16V	08/02 - 08/06	F	V	<b>142.027</b>	280	26	24	48,5	72	4	
2.0 CRDI	08/02 - 08/06	F	V	<b>142.027</b>	280	26	24	48,5	72	4	
All Models	08/02 -	R		<b>142.686</b>	261	10	8	40	72	4	
<b>Carens III (UN)</b>											
2.0 CVVT	09/06 -	F	V	<b>142.1156</b>	280	26	24,4	47,5	69	5	
2.0 CRDI	09/06 -	F	V	<b>142.1156</b>	280	26	24,4	47,5	69	5	
All Models	09/06 -	R		<b>142.1287</b>	275	10	9	61,5	76	5	
<b>Carnival III (UP-GQ)</b>											
2.5i V6 24V	08/99 -	F	V	<b>142.690</b>	274	24,2	22,2	47,5	72	5	
3.5	07/02 -	F	V	<b>142.064</b>	274	26	24	49	72	5	
2.9 CRDI 16V	10/01 -	F	V	<b>142.690</b>	274	24,2	22,2	47,5	72	5	
2.9 TD	08/99 - 10/01	F	V	<b>142.690</b>	274	24,2	22,2	47,5	72	5	
All Models	brake system reinforced	08/99 -	F	V	<b>142.1391</b>	274	28	26	50,6	72	5
<b>Carnival III (VQ)</b>											
2.7 V6	06/06 -	F	V	<b>142.064</b>	274	26	24	49	72	5	
2.9 CRDI	06/06 -	F	V	<b>142.064</b>	274	26	24	49	72	5	
All Models	brake system reinforced	06/06 -	F	V	<b>142.1391</b>	274	28	26	50,6	72	5
	with 300 mm Discs	06/06 -	F	V	<b>142.1544</b>	300	28	26	54	96,3	6
		06/06 -	R		<b>142.1292</b>	324	12	10	70	96	5
<b>Cee' d/SW (ED)</b>											
1.4	12/06 -	F	V	<b>142.1636</b>	280	26	24,4	47,2	69	5	
1.6	12/06 -	F	V	<b>142.1636</b>	280	26	24,4	47,2	69	5	
2.0	12/06 -	F	V	<b>142.1636</b>	280	26	24,4	47,2	69	5	
1.6 CRDI 115	12/06 -	F	V	<b>142.1636</b>	280	26	24,4	47,2	69	5	
1.6 CRDI 90	12/06 -	F	V	<b>142.1636</b>	280	26	24,4	47,2	69	5	
All Models	12/06 -	R		<b>142.1451</b>	262	10	8	61	76	5	
<b>Cerato (LD)</b>											
1.6	07/04 -	F	V	<b>142.1354</b>	275	26	24	47,2	69	4	
2.0	04/04 -	F	V	<b>142.1354</b>	275	26	24	47,2	69	4	
1.5 CRDI	07/05 -	F	V	<b>142.1354</b>	275	26	24	47,2	69	4	
2.0 CRDI	04/04 -	F	V	<b>142.1354</b>	275	26	24	47,2	69	4	
All Models	04/04 -	R		<b>142.1355</b>	258	10	8	41,5	76	4	
<b>Claurus - Credos (K9A-GC)</b>											
1.8i 16V	07/96 -	F	V	<b>142.685</b>	258	24	22	48,6	72	4	
2.0i 16V	07/96 -	F	V	<b>142.685</b>	258	24	22	48,6	72	4	
1.8i 16V SW	05/98 -	F	V	<b>142.685</b>	258	24	22	48,6	72	4	
All Models	with ABS	07/96 -	R		<b>142.686</b>	261	10	8	40	72	4
<b>Joice</b>											
2.0	02/00 -	F	V	<b>142.839</b>	256	24	22,4	45,1	69	4	
	with ABS	02/00 -	R	V	<b>142.1174</b>	266	18	16,4	60,2	90	4





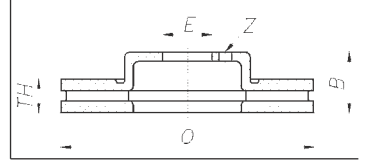
KIA



Model	Year	F R	V D	CAR	Ø	TH	min TH	B	E	Z	
<b>Magentis (GD) 01</b>											
2.0	05/01 - 08/02	F	V	<b>142.1340</b>	257	24,5	22,4	47,6	69	4	
	09/02 -	F	V	<b>142.1262</b>	280	26	24,4	47,3	69	4	
2.5 V6	05/01 - 08/02	F	V	<b>142.1340</b>	257	24,5	22,4	47,6	69	4	
	09/02 -	F	V	<b>142.1262</b>	280	26	24,4	47,3	69	4	
All Models	05/01 -	R		<b>142.1211</b>	262	10	8,4	61	76	4	
<b>Magentis (MG) 05</b>											
2.0	11/05 -	F	V	<b>142.1156</b>	280	26	24,4	47,5	69	5	
2.7	11/05 -	F	V	<b>142.1156</b>	280	26	24,4	47,5	69	5	
2.0 CRDI	04/06 -	F	V	<b>142.1156</b>	280	26	24,4	47,5	69	5	
All Models	11/05 -	R		<b>142.1157</b>	262	10	8,4	61	76	5	
<b>Mentor</b>											
1.5	06/93 -	F	V	<b>142.798</b>	243	20	18	42,5	57	4	
1.6	06/93 -	F	V	<b>142.798</b>	243	20	18	42,5	57	4	
<b>Opirus (GH)</b>											
3.5 24V V6	09/03 -	F	V	<b>142.1356</b>	303	28	26	47	69	5	
3.8 24V V6	10/06 -	F	V	<b>142.1356</b>	303	28	26	47	69	5	
All Models	09/03 -	R		<b>142.1357</b>	284	10	8,4	70	76	5	
<b>Picanto (BA) 04</b>											
1.0 12V	09/05 -	F	V	<b>142.1146</b>	241	18	16	49	62	4	
1.1 12V	05/04 -	F	V	<b>142.1146</b>	241	18	16	49	62	4	
1.1 12V CRDI VGT	09/05 -	F	V	<b>142.1296</b>	252	18	16	49	62,2	4	
All Models	05/04 -	R		<b>142.1147</b>	234	10	8	37,5	62,5	4	
<b>Picanto (TA) 11</b>											
1.0	05/11 -	F	V	<b>142.1146</b>	241	18	16	49	62	4	
1.0 Bi-Fuel	05/11 -	F	V	<b>142.1146</b>	241	18	16	49	62	4	
1.2	09/11 -	F	V	<b>142.1146</b>	241	18	16	49	62	4	
<b>Pride (DA)</b>											
1.1	06/91 -	F		<b>142.799</b>	219	13	11	37	75	4	
1.3	06/91 -	F		<b>142.799</b>	219	13	11	37	75	4	
1.3 16V	06/91 -	F		<b>142.799</b>	219	13	11	37	75	4	
<b>Pro Cee' d (ED)</b>											
1.4	02/08 -	F	V	<b>142.1636</b>	280	26	24,4	47,2	69	5	
1.6	02/08 -	F	V	<b>142.1636</b>	280	26	24,4	47,2	69	5	
2.0	02/08 -	F	V	<b>142.1636</b>	280	26	24,4	47,2	69	5	
1.6 CRDi	02/08 -	F	V	<b>142.1636</b>	280	26	24,4	47,2	69	5	
2.0 CRDi	02/08 -	F	V	<b>142.1636</b>	280	26	24,4	47,2	69	5	
All Models	02/08 -	R		<b>142.1451</b>	262	10	8	61	76	5	
<b>Retona (CE)</b>											
2.0 16V 4WD	10/99 -	F	V	<b>142.687</b>	284,5	24	22,4	51	96,3	5	
2.0 TDI 4WD	10/99 -	F	V	<b>142.687</b>	284,5	24	22,4	51	96,3	5	
<b>Rio/SW I (DC_)</b>											
1.3	09/00 -	F	V	<b>142.057</b>	235	22	20	46	55	4	
1.5 16V	09/00 -	F	V	<b>142.057</b>	235	22	20	46	55	4	
All Models	with 254 mm Discs	09/00 -	F	V	<b>142.1212</b>	254	24	22	50,7	55	4
<b>Rio/SW II (JB)</b>											
1.4 16V	03/05 -	F	V	<b>142.1212</b>	254	24	22	50,7	55	4	
1.5 CRDI	03/05 -	F	V	<b>142.1212</b>	254	24	22	50,7	55	4	
1.6 16V	03/05 -	F	V	<b>142.1212</b>	254	24	22	50,7	55	4	
All Models	with 256 mm Discs	03/05 -	F	V	<b>142.1520</b>	256	22	20	46,9	62,2	4
		03/05 -	R		<b>142.1160</b>	262	10	8,4	64	62,5	4
<b>Rio/SW III (UB)</b>											
1.2 CVVT	09/11 -	F	V	<b>142.1520</b>	256	22	20	46,9	62,2	4	
1.4 CVVT	09/11 -	F	V	<b>142.1520</b>	256	22	20	46,9	62,2	4	
1.1 CRDI	09/11 -	F	V	<b>142.1520</b>	256	22	20	46,9	62,2	4	
1.4 CRDI	09/11 -	F	V	<b>142.1520</b>	256	22	20	46,9	62,2	4	
All Models	09/11 -	R		<b>142.1737</b>	262	10	8	44,5	62	4	
<b>Sedona</b>											
2.5i V6 24V	08/99 -	F	V	<b>142.690</b>	274	24,2	22,2	47,5	72	5	
2.9 CRDI 16V	08/99 - 05/00	F	V	<b>142.690</b>	274	24,2	22,2	47,5	72	5	
<b>Sephia (FA)</b>											
1.5i 16V	04/95 -	F	V	<b>142.798</b>	243	20	18	42,5	57	4	



KIA



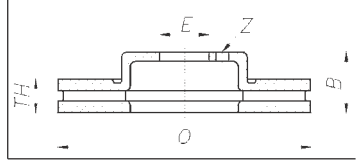
Model	Year	F R	V D	CAR	Ø	TH	min TH	B	E	Z
1.6i	04/95 -	F	V	<b>142.798</b>	243	20	18	42,5	57	4
1.6i 16V	04/95 -	F	V	<b>142.798</b>	243	20	18	42,5	57	4
All Models	04/95 -	R		<b>142.354</b>	270	10	9	61	57	4
<b>Shuma (FB)</b>										
1.5i 16V	10/97 -	F	V	<b>142.344</b>	242	20	18	43,5	57	4
1.8i 16V	10/97 -	F	V	<b>142.344</b>	242	20	18	43,5	57	4
All Models	10/97 -	R		<b>142.1337</b>	261	10	8	39,9	57	4
	with 270 mm Discs	R		<b>142.354</b>	270	10	9	61	57	4
<b>Soul (AM)</b>										
1.6	02/09 -	F	V	<b>142.1636</b>	280	26	24,4	47,2	69	5
1.6 CRDI	02/09 -	F	V	<b>142.1636</b>	280	26	24,4	47,2	69	5
All Models	02/09 -	R		<b>142.1569</b>	262	10	8	63,6	76	5
<b>Venga (YN)</b>										
1.4 16V	02/10 -	F	V	<b>142.1636</b>	280	26	24,4	47,2	69	5
1.6 16V	02/10 -	F	V	<b>142.1636</b>	280	26	24,4	47,2	69	5
1.4 CRDI	02/10 -	F	V	<b>142.1636</b>	280	26	24,4	47,2	69	5
1.6 CRDI	02/10 -	F	V	<b>142.1636</b>	280	26	24,4	47,2	69	5
All Models	02/10 -	R		<b>142.1560</b>	258	10	8	41	76	5
<b>KIA Mpv - Suv - Off road</b>										
<b>Sorento (JC)</b>										
2.4	08/02 -	F	V	<b>142.055</b>	302	28	26	54	96,3	5
2.5 CRDi	08/02 -	F	V	<b>142.055</b>	302	28	26	54	96,3	5
3.5 V6	08/02 -	F	V	<b>142.055</b>	302	28	26	54	96,3	5
All Models	08/02 -	R	V	<b>142.056</b>	315	20	18,4	87,5	96,3	5
<b>Sorento (XM)</b>										
2.4 CVVT	11/09 -	F	V	<b>142.1294</b>	321	28	26,4	49,1	69	5
2.4 CVVT 4WD	11/09 -	F	V	<b>142.1294</b>	321	28	26,4	49,1	69	5
2.0 CRDI	11/10 -	F	V	<b>142.1294</b>	321	28	26,4	49,1	69	5
2.0 CRDI 4WD	11/10 -	F	V	<b>142.1294</b>	321	28	26,4	49,1	69	5
2.2 CRDI	11/09 -	F	V	<b>142.1294</b>	321	28	26,4	49,1	69	5
2.2 CRDI 4WD	11/09 -	F	V	<b>142.1294</b>	321	28	26,4	49,1	69	5
All Models	11/09 -	R		<b>142.1639</b>	302	11	9	72	69	5
<b>Sportage (JE_)</b>										
2.0i 16V	09/04 -	F	V	<b>142.1156</b>	280	26	24,4	47,5	69	5
2.0i 16V 4WD	09/04 -	F	V	<b>142.1156</b>	280	26	24,4	47,5	69	5
2.7 V6 4WD	09/04 -	F	V	<b>142.1156</b>	280	26	24,4	47,5	69	5
All Models	09/04 -	R		<b>142.1158</b>	284	10	8,4	61	76	5
<b>Sportage (K00)</b>										
2.0i	04/94 - 08/04	F	V	<b>142.687</b>	284,5	24	22,4	51	96,3	5
2.0i 16V	04/94 - 08/04	F	V	<b>142.687</b>	284,5	24	22,4	51	96,3	5
2.0 TDI	10/97 - 08/04	F	V	<b>142.687</b>	284,5	24	22,4	51	96,3	5
<b>Sportage (SL)</b>										
1.6 GDI	02/11 -	F	V	<b>142.1383</b>	300	28	26	47,2	69	5
2.0 CVVT	07/10 -	F	V	<b>142.1383</b>	300	28	26	47,2	69	5
2.0 CVVT AWD	07/10 -	F	V	<b>142.1383</b>	300	28	26	47,2	69	5
1.7 CRDI	02/11 -	F	V	<b>142.1383</b>	300	28	26	47,2	69	5
2.0 CRDI	07/10 -	F	V	<b>142.1383</b>	300	28	26	47,2	69	5
2.0 CRDI AWD	07/10 -	F	V	<b>142.1383</b>	300	28	26	47,2	69	5
All Models	07/10 -	R		<b>142.1451</b>	262	10	8	61	76	5
<b>KIA Light commercial</b>										
<b>Besta</b>										
2.2 D	02/96 -	F	V	<b>142.821</b>	256	20,2	18	20,2	86	6
<b>K2500 (SD)</b>										
2.5 D	01/03 -	F	V	<b>142.1039</b>	261	24	22	24	86	6
<b>Pregio (TB)</b>										
2.5 TCI	09/02 -	F	V	<b>142.1150</b>	258	26	24	56	87	6
2.7 D	02/97 -	F	V	<b>142.1150</b>	258	26	24	56	87	6



www.intercar.org  
 142 -> HPD for high performance discs  
 142 -> HPD per dischi freno ad alte prestazioni



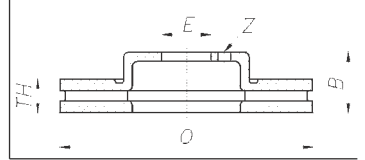
LADA



Model	Year	F R	V D	CAR	Ø	TH	TH <sub>min</sub>	B	E	Z	
<b>LADA</b>											
<b>110</b>											
All Models	2110	02/98 -	F	V	<b>142.356</b>	239	20	18,2	42,4	58,5	4
	2112	02/98 -	F	V	<b>142.355</b>	260	20	18,2	42,4	58,5	4
<b>1200 - 1600</b>											
1200	2101/3 without bearings	05/73 - 06/86	F		<b>142.350</b> •	252,5	10	9	64,5	68	4
1300	2101/3 without bearings	09/74 - 06/86	F		<b>142.350</b> •	252,5	10	9	64,5	68	4
<b>2104</b>											
1.3		09/85 -	F		<b>142.350</b> •	252,5	10	9	64,5	68	4
1.5		09/85 -	F		<b>142.350</b> •	252,5	10	9	64,5	68	4
<b>2105</b>											
1.2		06/81 -	F		<b>142.350</b> •	252,5	10	9	64,5	68	4
1.3		06/81 -	F		<b>142.350</b> •	252,5	10	9	64,5	68	4
1.5		06/81 -	F		<b>142.350</b> •	252,5	10	9	64,5	68	4
1.6		06/81 -	F		<b>142.350</b> •	252,5	10	9	64,5	68	4
<b>Diva</b>											
1.5	2109	05/91 -	F		<b>142.371</b> •	239	12	10,8	42,5	58,5	4
<b>Niva</b>											
1.6	2121	12/76 - 03/95	F		<b>142.370</b>	272	11	9,9	50,5	108	5
1.7i	2121	05/93 -	F		<b>142.370</b>	272	11	9,9	50,5	108	5
1.8i	2121	06/98 -	F		<b>142.370</b>	272	11	9,9	50,5	108	5
1.5 TD	2121	06/98 -	F		<b>142.370</b>	272	11	9,9	50,5	108	5
1.9 D	2121	05/93 -	F		<b>142.370</b>	272	11	9,9	50,5	108	5
<b>Nova</b>											
1.2	without bearings	02/72 - 06/92	F		<b>142.350</b> •	252,5	10	9	64,5	68	4
1.3	without bearings	02/72 - 06/92	F		<b>142.350</b> •	252,5	10	9	64,5	68	4
1.7	without bearings	02/72 - 06/92	F		<b>142.350</b> •	252,5	10	9	64,5	68	4
1.5 TD	without bearings	02/72 - 06/92	F		<b>142.350</b> •	252,5	10	9	64,5	68	4
<b>Priora</b>											
All Models		12/08 -	F	V	<b>142.355</b>	260	20	18,2	42,4	58,5	4
<b>Riva</b>											
1.2	without bearings	02/72 - 06/92	F		<b>142.350</b> •	252,5	10	9	64,5	68	4
1.3	without bearings	02/72 - 06/92	F		<b>142.350</b> •	252,5	10	9	64,5	68	4
1.7	without bearings	02/72 - 06/92	F		<b>142.350</b> •	252,5	10	9	64,5	68	4
1.5 TD	without bearings	02/72 - 06/92	F		<b>142.350</b> •	252,5	10	9	64,5	68	4
<b>Sagona</b>											
1.5	2109	05/91 -	F		<b>142.371</b> •	239	12	10,8	42,5	58,5	4
<b>Samara</b>											
1100	2108-2109	09/88 - 10/98	F		<b>142.371</b> •	239	12	10,8	42,5	58,5	4
1300	2108-2109	07/86 - 10/98	F		<b>142.371</b> •	239	12	10,8	42,5	58,5	4
1500	2108-2109	07/87 - 10/98	F		<b>142.371</b> •	239	12	10,8	42,5	58,5	4
<b>Taiga</b>											
1.7	2121	05/94 -	F		<b>142.370</b>	272	11	9,9	50,5	108	5
1.9 D	2121	05/94 -	F		<b>142.370</b>	272	11	9,9	50,5	108	5
<b>Toscana</b>											
1300	2107	09/85 - 02/93	F		<b>142.350</b> •	252,5	10	9	64,5	68	4
1500	2107	09/83 - 02/93	F		<b>142.350</b> •	252,5	10	9	64,5	68	4
1600	2107	09/83 - 02/93	F		<b>142.350</b> •	252,5	10	9	64,5	68	4
<b>Volumes</b>											
1.3	2109	03/96 -	F		<b>142.371</b> •	239	12	10,8	42,5	58,5	4
<b>LANCIA</b>											
<b>A112</b>											
All Models		04/77 -	R	D	<b>433.061</b>	185,4	35,7		53,1	59	4
<b>Beta - Trevi</b>											
Montecarlo		01/75 - 12/84	F		<b>142.162</b> •	251	11	9,5	51	62	4
		01/75 - 12/84	R		<b>142.162</b> •	251	11	9,5	51	62	4
All Models	exc. Montecarlo	01/72 - 09/85	F		<b>142.400</b> •	251	12,7	11,5	65,7	49	4
	exc. Montecarlo	01/72 - 09/85	R		<b>142.410</b>	251	10	9	65	49	4
<b>Dedra I 90 - 94</b>											
1.6 ie	with ABS	01/90 - 10/93	F		<b>142.168</b> •	257	12	10,2	40,5	59	4



LANCIA



Model	Year	F R	V D	CAR	Ø	TH	min TH	B	E	Z	
	01/90 - 01/93	F		<b>142.167</b> •	240,5	11	9,2	40	59	4	
without ABS	01/90 - 01/93	R	D	<b>433.062</b>	180	38,5		54	59	4	
without ABS	01/90 - 01/93	R	D	<b>433.062</b>	180	38,5		54	59	4	
1.8 ie	01/90 - 10/93	F		<b>142.168</b> •	257	12	10,2	40,5	59	4	
2.0 ie	01/90 - 10/93	F	V	<b>142.192</b> •	257,5	20	18,2	40,5	59	4	
2.0 ie Turbo	05/91 - 10/93	F	V	<b>142.412</b> •	284	22	20,2	39,4	59	4	
2.0 ie Turbo Integrale	09/91 - 10/93	F	V	<b>142.412</b> •	284	22	20,2	39,4	59	4	
HF 2.0 ie Turbo	01/91 - 08/94	F	V	<b>142.412</b> •	284	22	20,2	39,4	59	4	
HF 2.0 ie Turbo Integrale	01/91 - 08/94	F	V	<b>142.412</b> •	284	22	20,2	39,4	59	4	
1.9 TD	01/90 - 10/93	F		<b>142.168</b> •	257	12	10,2	40,5	59	4	
All Models	01/90 - 10/93	R		<b>142.167</b> •	240,5	11	9,2	40	59	4	
<b>Dedra II 94</b>											
1.6 ie	11/93 - 12/97	F		<b>142.168</b> •	257	12	10,2	40,5	59	4	
1.6 ie 16V	01/98 - 12/99	F		<b>142.168</b> •	257	12	10,2	40,5	59	4	
1.8 ie	11/93 - 03/96	F	V	<b>142.192</b> •	257,5	20	18,2	40,5	59	4	
	11/93 - 03/96	R		<b>142.167</b> •	240,5	11	9,2	40	59	4	
1.8 ie 16V	11/93 - 12/97	F	V	<b>142.192</b> •	257,5	20	18,2	40,5	59	4	
83 Kw	11/93 - 12/97	F	V	<b>142.192</b> •	257,5	20	18,2	40,5	59	4	
96 Kw	04/96 - 12/99	F	V	<b>142.191</b> •	257	22	20,2	40,5	59	4	
	11/93 - 12/99	R		<b>142.167</b> •	240,5	11	9,2	40	59	4	
2.0 ie 16V	11/93 - 12/96	F	V	<b>142.191</b> •	257	22	20,2	40,5	59	4	
	11/93 - 12/96	R		<b>142.167</b> •	240,5	11	9,2	40	59	4	
2.0 ie 16V 4WD	11/93 - 12/96	F	V	<b>142.412</b> •	284	22	20,2	39,4	59	4	
	11/93 - 12/96	R		<b>142.167</b> •	240,5	11	9,2	40	59	4	
2.0 ie Automatic	11/93 - 12/97	F	V	<b>142.192</b> •	257,5	20	18,2	40,5	59	4	
1.9 TD	11/93 - 12/99	F	V	<b>142.192</b> •	257,5	20	18,2	40,5	59	4	
	11/93 - 12/99	R		<b>142.167</b> •	240,5	11	9,2	40	59	4	
All Models	11/93 - 12/99	R	D	<b>433.062</b>	180	38,5		54	59	4	
<b>Delta I (831AB0) 79 - 93</b>											
1.3	10/79 - 05/93	F		<b>142.161</b> •	227	10,8	9	45,8	61,5	4	
	10/79 - 05/93	R	D	<b>433.061</b>	185,4	35,7		53,1	59	4	
1.5	10/79 - 05/93	F		<b>142.161</b> •	227	10,8	9	45,8	61,5	4	
	10/79 - 05/93	R	D	<b>433.061</b>	185,4	35,7		53,1	59	4	
1.6	11/82 - 05/93	F		<b>142.163</b> •	257	12	10,8	51,5	62	4	
with ABS	11/82 - 05/93	R		<b>142.161</b> •	227	10,8	9	45,8	61,5	4	
without ABS	11/82 - 05/93	R	D	<b>433.062</b>	180	38,5		54	59	4	
1.6 GT	11/82 - 05/93	F		<b>142.163</b> •	257	12	10,8	51,5	62	4	
	11/82 - 05/93	R		<b>142.161</b> •	227	10,8	9	45,8	61,5	4	
1.6 ie	11/82 - 05/93	F		<b>142.163</b> •	257	12	10,8	51,5	62	4	
	11/82 - 05/93	R		<b>142.161</b> •	227	10,8	9	45,8	61,5	4	
1.9 TD	05/86 - 05/93	F		<b>142.163</b> •	257	12	10,8	51,5	62	4	
<b>Delta II (836) 93 - 99</b>											
1.4i	05/96 - 12/99	F		<b>142.167</b> •	240,5	11	9,2	40	59	4	
1.6 ie	04/93 - 10/95	F		<b>142.167</b> •	240,5	11	9,2	40	59	4	
with ABS	04/93 - 10/95	F		<b>142.168</b> •	257	12	10,2	40,5	59	4	
1.6i 16V	05/96 - 12/99	F		<b>142.168</b> •	257	12	10,2	40,5	59	4	
1.6i 16V HPE	05/96 - 12/99	F		<b>142.168</b> •	257	12	10,2	40,5	59	4	
1.8 ie	04/93 - 10/95	F		<b>142.168</b> •	257	12	10,2	40,5	59	4	
1.8i 16V	05/96 - 11/97	F	V	<b>142.192</b> •	257,5	20	18,2	40,5	59	4	
96 Kw	12/97 - 12/99	F	V	<b>142.191</b> •	257	22	20,2	40,5	59	4	
1.8i 16V GT	05/96 - 11/97	F	V	<b>142.412</b> •	284	22	20,2	39,4	59	4	
1.8i 16V HPE	12/97 - 12/99	F	V	<b>142.412</b> •	284	22	20,2	39,4	59	4	
96 Kw	05/96 - 11/97	F	V	<b>142.412</b> •	284	22	20,2	39,4	59	4	
2.0 ie 16V GT	04/93 - 10/95	F	V	<b>142.412</b> •	284	22	20,2	39,4	59	4	
2.0 ie 16V HPE	04/93 - 10/95	F	V	<b>142.412</b> •	284	22	20,2	39,4	59	4	
1.9 TD	04/94 - 11/97	F		<b>142.168</b> •	257	12	10,2	40,5	59	4	
	12/97 - 12/99	F	V	<b>142.192</b> •	257,5	20	18,2	40,5	59	4	
1.9 TD HPE	04/94 - 11/97	F		<b>142.168</b> •	257	12	10,2	40,5	59	4	
	12/97 - 12/99	F	V	<b>142.192</b> •	257,5	20	18,2	40,5	59	4	
All Models	04/93 - 12/99	R		<b>142.167</b> •	240,5	11	9,2	40	59	4	
<b>Delta III (844) 08</b>											
1.4	110 Kw	09/08 -	F	V	<b>142.193</b> •	281	26	24,2	43,7	59	4
	88 Kw	09/08 -	F	V	<b>142.419</b> •	284	22	20,2	43,5	59	4
1.8 16V DI		02/09 -	F	V	<b>142.1515</b>	330	28	26	45	59	4



www.intercar.org

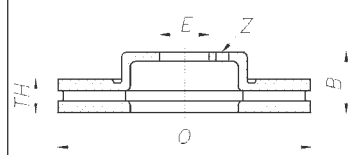
142 -&gt; HPD for high performance discs

142 -&gt; HPD per dischi freno ad alte prestazioni





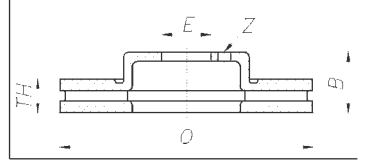
# LANCIA



Model	Year	F R	V D	CAR	Ø	TH	min TH	B	E	Z
	01/09 -	R		<b>142.1687</b>	278	12	10	43,2	59	4
1.6 MJ	09/08 -	F	V	<b>142.419</b> •	284	22	20,2	43,5	59	4
1.9 MJ	01/09 -	F	V	<b>142.1500</b>	305	28	26	44,7	59	4
2.0 MJ	09/08 -	F	V	<b>142.1500</b>	305	28	26	44,7	59	4
All Models	09/08 -	R		<b>142.415</b> •	251,4	10	9	50,5	59	4
<b>Delta HF</b>										
2.0 ie Turbo 16V	05/93 - 12/99	F	V	<b>142.419</b> •	284	22	20,2	43,5	59	4
	05/93 - 12/99	R		<b>142.167</b> •	240,5	11	9,2	40	59	4
2.0 ie Turbo 16V HPE	05/93 - 12/99	F	V	<b>142.419</b> •	284	22	20,2	43,5	59	4
	05/93 - 12/99	R		<b>142.167</b> •	240,5	11	9,2	40	59	4
Evoluzione	12/91 - 12/95	F	V	<b>142.404</b> •	281	26	24,2	54,1	59	5
	12/91 - 12/95	R		<b>142.188</b> •	251,4	10	9	50,5	59	5
Integrale	12/91 - 12/95	F	V	<b>142.404</b> •	281	26	24,2	54,1	59	5
	12/91 - 12/95	R		<b>142.188</b> •	251,4	10	9	50,5	59	5
Turbo	02/83 - 05/86	F		<b>142.163</b> •	257	12	10,8	51,5	62	4
	06/86 - 05/93	F	V	<b>142.414</b> •	257,4	20	18,2	51,7	59	4
	02/83 - 05/93	R		<b>142.161</b> •	227	10,8	9	45,8	61,5	4
Turbo 4WD	06/86 - 10/87	F	V	<b>142.414</b> •	257,4	20	18,2	51,7	59	4
	06/86 - 10/87	R		<b>142.161</b> •	227	10,8	9	45,8	61,5	4
Turbo Integrale 16V	11/87 - 11/91	F	V	<b>142.419</b> •	284	22	20,2	43,5	59	4
	11/87 - 11/91	R		<b>142.161</b> •	227	10,8	9	45,8	61,5	4
Turbo Integrale 8V	11/87 - 11/91	F	V	<b>142.419</b> •	284	22	20,2	43,5	59	4
	11/87 - 11/91	R		<b>142.161</b> •	227	10,8	9	45,8	61,5	4
<b>Flavia 12</b>										
2.4	04/12 -	F	V	<b>142.1738</b>	-					
	04/12 -	R		<b>142.1478</b>	302	10	8,5	62	80	5
<b>Fulvia</b>										
1.3 S	09/69 - 07/75	F		<b>142.1176</b>	260	12,8	11,5	61,8	69	4
	09/69 - 07/75	R		<b>142.1348</b>	276	9,2	8	53,5	107	8
<b>Kappa</b>										
2.0i 20V	06/98 -	F	V	<b>142.402</b> •	281	26	24,2	47,2	59	5
	12/94 - 05/98	F	V	<b>142.401</b> •	281	22	20,2	47,3	59	5
2.0i Turbo 16V	12/94 - 05/98	F	V	<b>142.402</b> •	281	26	24,2	47,2	59	5
2.0i Turbo 20V	06/98 -	F	V	<b>142.023</b>	310	28	26	47,5	59	5
2.4i 20V	12/94 -	F	V	<b>142.402</b> •	281	26	24,2	47,2	59	5
3.0i V6 24V	06/98 -	F	V	<b>142.023</b>	310	28	26	47,5	59	5
	12/94 - 05/98	F	V	<b>142.402</b> •	281	26	24,2	47,2	59	5
2.4 JTD	06/98 -	F	V	<b>142.402</b> •	281	26	24,2	47,2	59	5
2.4 TD	12/94 - 05/98	F	V	<b>142.402</b> •	281	26	24,2	47,2	59	5
All Models	12/94 -	R		<b>142.403</b>	276	10	9	51,5	59	5
<b>Kappa Coupe'</b>										
2.0i Turbo 16V	02/97 - 10/98	F	V	<b>142.402</b> •	281	26	24,2	47,2	59	5
2.0i Turbo 20V	10/98 -	F	V	<b>142.023</b>	310	28	26	47,5	59	5
2.4i 20V	02/97 -	F	V	<b>142.402</b> •	281	26	24,2	47,2	59	5
3.0i V6 24V	02/97 - 05/98	F	V	<b>142.402</b> •	281	26	24,2	47,2	59	5
	06/98 -	F	V	<b>142.023</b>	310	28	26	47,5	59	5
All Models	02/97 -	R		<b>142.403</b>	276	10	9	51,5	59	5
<b>Kappa SW</b>										
2.0i 20V	02/96 - 05/98	F	V	<b>142.401</b> •	281	22	20,2	47,3	59	5
	06/98 -	F	V	<b>142.402</b> •	281	26	24,2	47,2	59	5
2.0i Turbo 20V	06/98 -	F	V	<b>142.023</b>	310	28	26	47,5	59	5
2.4i 20V	07/96 -	F	V	<b>142.402</b> •	281	26	24,2	47,2	59	5
3.0i V6 24V	02/96 - 05/98	F	V	<b>142.402</b> •	281	26	24,2	47,2	59	5
	06/98 -	F	V	<b>142.023</b>	310	28	26	47,5	59	5
2.4i JTD	06/98 -	F	V	<b>142.402</b> •	281	26	24,2	47,2	59	5
2.4i TD	07/96 -	F	V	<b>142.402</b> •	281	26	24,2	47,2	59	5
All Models	07/96 -	R		<b>142.403</b>	276	10	9	51,5	59	5
<b>Lybra/SW</b>										
1.6i 16V	09/99 -	F		<b>142.405</b>	281	15	13	44,7	59	4
1.8i 16V	09/99 -	F	V	<b>142.419</b> •	284	22	20,2	43,5	59	4
2.0i 20V	09/99 -	F	V	<b>142.419</b> •	284	22	20,2	43,5	59	4
1.9 JTD	09/99 -	F	V	<b>142.419</b> •	284	22	20,2	43,5	59	4



LANCIA



Model	Year	F R	V D	CAR	Ø	TH	min TH	B	E	Z	
2.4 JTD	09/99 -	F	V	<b>142.419</b> •	284	22	20,2	43,5	59	4	
All Models	09/99 -	R		<b>142.415</b> •	251,4	10	9	50,5	59	4	
<b>Musa (350) 04</b>											
1.4 16V	10/04 -	F	V	<b>142.191</b> •	257	22	20,2	40,5	59	4	
1.3 MJ	10/04 -	F	V	<b>142.191</b> •	257	22	20,2	40,5	59	4	
1.9 JTD	10/04 -	F	V	<b>142.419</b> •	284	22	20,2	43,5	59	4	
	10/04 -	R	D	<b>433.063</b>	228,4	47,5		61	59	4	
All Models	10/04 -	R	D	<b>433.100</b>	203			61	59	4	
<b>Phedra (179)</b>											
2.0	01/02 -	F	V	<b>142.205</b>	285	28	26	43,7	59	5	
3.0 V6 24V	01/02 -	F	V	<b>142.029</b>	310	32	30	43,5	59	5	
2.0 JTD	06/06 -	F	V	<b>142.205</b>	285	28	26	43,7	59	5	
2.2 JTD	01/02 -	F	V	<b>142.205</b>	285	28	26	43,7	59	5	
All Models	01/02 -	R		<b>142.206</b>	272	12	10	28	59	5	
<b>Prisma 83 - 86</b>											
1.6	04/83 - 06/86	F		<b>142.163</b> •	257	12	10,8	51,5	62	4	
	01/79 - 04/83	R	D	<b>433.061</b>	185,4	35,7		53,1	59	4	
	04/83 - 06/86	R		<b>142.161</b> •	227	10,8	9	45,8	61,5	4	
1300	04/83 - 06/86	F		<b>142.161</b> •	227	10,8	9	45,8	61,5	4	
1500	04/83 - 06/86	F		<b>142.161</b> •	227	10,8	9	45,8	61,5	4	
2.0 TD	05/85 - 06/86	F		<b>142.163</b> •	257	12	10,8	51,5	62	4	
<b>Prisma 87 - 89</b>											
1.3	07/86 - 06/89	F		<b>142.161</b> •	227	10,8	9	45,8	61,5	4	
1.5	07/86 - 06/89	F		<b>142.161</b> •	227	10,8	9	45,8	61,5	4	
1.6	07/86 - 06/89	F		<b>142.163</b> •	257	12	10,8	51,5	62	4	
	07/86 - 06/89	R		<b>142.161</b> •	227	10,8	9	45,8	61,5	4	
1.6 ie	07/86 - 06/89	F		<b>142.163</b> •	257	12	10,8	51,5	62	4	
	07/86 - 06/89	R		<b>142.161</b> •	227	10,8	9	45,8	61,5	4	
2.0 ie 4WD	01/87 - 06/89	F		<b>142.163</b> •	257	12	10,8	51,5	62	4	
	01/87 - 06/89	R		<b>142.161</b> •	227	10,8	9	45,8	61,5	4	
2.0 D	05/84 - 06/89	F		<b>142.161</b> •	227	10,8	9	45,8	61,5	4	
2.0 TD	07/86 - 06/89	F		<b>142.163</b> •	257	12	10,8	51,5	62	4	
<b>Thema (834) 84 - 88</b>											
2.0 ie	with ABS	10/84 - 01/89	F	V	<b>142.414</b> •	257,4	20	18,2	51,7	59	4
	without ABS	10/84 - 01/89	F		<b>142.413</b>	257,5	12	10,8	51,5	59	4
		10/84 - 01/89	R		<b>142.415</b> •	251,4	10	9	50,5	59	4
2.0 ie Turbo		10/84 - 01/89	F	V	<b>142.414</b> •	257,4	20	18,2	51,7	59	4
		10/84 - 01/89	R		<b>142.415</b> •	251,4	10	9	50,5	59	4
2.8 ie V6		10/84 - 01/89	F	V	<b>142.414</b> •	257,4	20	18,2	51,7	59	4
		10/84 - 01/89	R		<b>142.415</b> •	251,4	10	9	50,5	59	4
Ferrari 8.32		09/87 - 01/89	F	V	<b>142.187</b> •	284	22	20,2	43,5	59	5
		09/87 - 01/89	R		<b>142.188</b> •	251,4	10	9	50,5	59	5
2.5 TD		10/84 - 01/89	F	V	<b>142.414</b> •	257,4	20	18,2	51,7	59	4
		10/84 - 01/89	R		<b>142.415</b> •	251,4	10	9	50,5	59	4
All Models	armoured vehicles	10/84 - 01/89	F	V	<b>142.187</b> •	284	22	20,2	43,5	59	5
	armoured vehicles	10/84 - 01/89	R		<b>142.188</b> •	251,4	10	9	50,5	59	5
<b>Thema (834) 89 - 92</b>											
2.0 ie	with ABS	02/89 - 09/92	F	V	<b>142.418</b> •	257	22	20,2	50,7	59	4
	without ABS	02/89 - 09/92	F		<b>142.416</b> •	257,5	14	12,8	50,7	59	4
		02/89 - 09/92	R		<b>142.415</b> •	251,4	10	9	50,5	59	4
2.0 ie 16V		10/89 - 09/92	F	V	<b>142.418</b> •	257	22	20,2	50,7	59	4
		10/89 - 09/92	R		<b>142.415</b> •	251,4	10	9	50,5	59	4
2.0 ie Turbo		02/89 - 09/92	F	V	<b>142.419</b> •	284	22	20,2	43,5	59	4
		02/89 - 09/92	R		<b>142.415</b> •	251,4	10	9	50,5	59	4
2.0 ie Turbo 16V		10/89 - 09/92	F	V	<b>142.419</b> •	284	22	20,2	43,5	59	4
		10/89 - 09/92	R		<b>142.415</b> •	251,4	10	9	50,5	59	4
2.8 ie V6		02/89 - 09/92	F	V	<b>142.418</b> •	257	22	20,2	50,7	59	4
		02/89 - 09/92	R		<b>142.415</b> •	251,4	10	9	50,5	59	4
Ferrari 8.32		02/89 - 09/92	F	V	<b>142.187</b> •	284	22	20,2	43,5	59	5
		02/89 - 09/92	R		<b>142.188</b> •	251,4	10	9	50,5	59	5
2.5 TD		02/89 - 09/92	F	V	<b>142.418</b> •	257	22	20,2	50,7	59	4
		02/89 - 09/92	R		<b>142.415</b> •	251,4	10	9	50,5	59	4



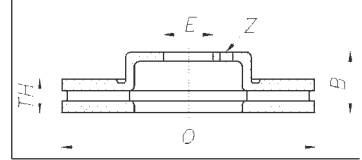
www.intercar.org

142 -&gt; HPD for high performance discs

142 -&gt; HPD per dischi freno ad alte prestazioni



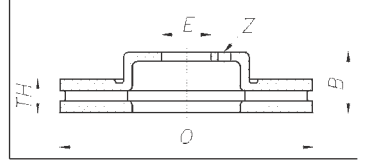
# LANCIA



Model		Year	F R	V D	CAR	Ø	TH	min TH	B	E	Z
All Models	armoured vehicles	02/89 - 09/92	F	V	<b>142.187</b> •	284	22	20,2	43,5	59	5
	armoured vehicles	02/89 - 09/92	R		<b>142.188</b> •	251,4	10	9	50,5	59	5
<b>Thema (834) 93 - 94</b>											
2.0 ie		10/92 - 12/94	F	V	<b>142.418</b> •	257	22	20,2	50,7	59	4
		10/92 - 12/94	R		<b>142.415</b> •	251,4	10	9	50,5	59	4
2.0 ie 16V		10/92 - 12/94	F	V	<b>142.418</b> •	257	22	20,2	50,7	59	4
		10/92 - 12/94	R		<b>142.415</b> •	251,4	10	9	50,5	59	4
2.0 ie Turbo 16V		10/92 - 12/94	F	V	<b>142.419</b> •	284	22	20,2	43,5	59	4
		10/92 - 12/94	R		<b>142.415</b> •	251,4	10	9	50,5	59	4
3.0 V6		10/92 - 12/94	F	V	<b>142.419</b> •	284	22	20,2	43,5	59	4
		10/92 - 12/94	R		<b>142.415</b> •	251,4	10	9	50,5	59	4
2.5 TD		10/92 - 12/94	F	V	<b>142.418</b> •	257	22	20,2	50,7	59	4
		10/92 - 12/94	R		<b>142.415</b> •	251,4	10	9	50,5	59	4
All Models	armoured vehicles	10/92 - 12/94	F	V	<b>142.187</b> •	284	22	20,2	43,5	59	5
	armoured vehicles	10/92 - 12/94	R		<b>142.188</b> •	251,4	10	9	50,5	59	5
<b>Thema 11</b>											
3.6 V6		11/11 -	F	V	<b>142.1446</b>	345	28	26	57	73	5
3.0 V6 MJ		11/11 -	F	V	<b>142.1446</b>	345	28	26	57	73	5
All Models		11/11 -	R	V	<b>142.1447</b>	320	22	20	69	73	5
<b>Thema SW (834)</b>											
2.0 ie 16V		10/88 - 06/94	F	V	<b>142.418</b> •	257	22	20,2	50,7	59	4
		10/88 - 06/94	R		<b>142.415</b> •	251,4	10	9	50,5	59	4
2.0 ie Turbo 16V		02/86 - 09/88	F	V	<b>142.414</b> •	257,4	20	18,2	51,7	59	4
		10/88 - 06/94	F	V	<b>142.419</b> •	284	22	20,2	43,5	59	4
		02/86 - 06/94	R		<b>142.415</b> •	251,4	10	9	50,5	59	4
3.0 ie V6		05/91 - 06/94	F	V	<b>142.419</b> •	284	22	20,2	43,5	59	4
		05/91 - 06/94	R		<b>142.415</b> •	251,4	10	9	50,5	59	4
2.5 TD		02/86 - 09/88	F	V	<b>142.414</b> •	257,4	20	18,2	51,7	59	4
		10/88 - 06/94	F	V	<b>142.418</b> •	257	22	20,2	50,7	59	4
		02/86 - 06/94	R		<b>142.415</b> •	251,4	10	9	50,5	59	4
<b>Thesis (841AX)</b>											
2.0 Turbo 20V		01/01 -	F	V	<b>142.406</b>	305,5	28	26	44,8	59	5
2.4 20V		01/01 -	F	V	<b>142.406</b>	305,5	28	26	44,8	59	5
3.0 V6 24V		01/01 -	F	V	<b>142.406</b>	305,5	28	26	44,8	59	5
3.2 V6		05/03 -	F	V	<b>142.406</b>	305,5	28	26	44,8	59	5
2.4 JTD		01/01 -	F	V	<b>142.406</b>	305,5	28	26	44,8	59	5
2.4 MJ		04/06 -	F	V	<b>142.406</b>	305,5	28	26	44,8	59	5
All Models		01/01 -	R	V	<b>142.407</b>	281	22	20,2	47,3	59	5
<b>Y (840A)</b>											
1.1i	exc. Antiskid	05/97 -	F		<b>142.167</b> •	240,5	11	9,2	40	59	4
	with Antiskid	05/97 -	F		<b>142.168</b> •	257	12	10,2	40,5	59	4
1.2i	exc. Antiskid	01/96 -	F		<b>142.167</b> •	240,5	11	9,2	40	59	4
	with Antiskid	01/96 -	F		<b>142.168</b> •	257	12	10,2	40,5	59	4
1.2i 16V		05/97 -	F		<b>142.168</b> •	257	12	10,2	40,5	59	4
	Elefantino Rosso	03/98 -	F		<b>142.168</b> •	257	12	10,2	40,5	59	4
1.4i 12V		01/96 - 02/98	F		<b>142.168</b> •	257	12	10,2	40,5	59	4
All Models		01/96 -	R	D	<b>433.062</b>	180	38,5		54	59	4
<b>Y10 (156)</b>											
1.0		06/85 - 12/89	F		<b>142.161</b> •	227	10,8	9	45,8	61,5	4
1.0 ie		12/87 - 12/89	F		<b>142.161</b> •	227	10,8	9	45,8	61,5	4
1.1 ie		01/90 - 12/95	F		<b>142.161</b> •	227	10,8	9	45,8	61,5	4
1.1 Turbo		06/85 - 12/89	F		<b>142.411</b> •	240	12	10,8	46,5	59	4
1.3 GT ie		02/89 - 12/95	F		<b>142.411</b> •	240	12	10,8	46,5	59	4
Slectronic		02/89 - 12/95	F		<b>142.411</b> •	240	12	10,8	46,5	59	4
All Models		06/85 - 12/95	R	D	<b>433.061</b>	185,4	35,7		53,1	59	4
<b>Ypsilon (843) 03</b>											
1.2i 16V		06/03 -	F	V	<b>142.191</b> •	257	22	20,2	40,5	59	4
1.2i 8V		06/03 -	F		<b>142.168</b> •	257	12	10,2	40,5	59	4
1.4i 16V		06/03 -	F	V	<b>142.191</b> •	257	22	20,2	40,5	59	4
1.3 JTD		06/03 -	F	V	<b>142.191</b> •	257	22	20,2	40,5	59	4
1.3 MJ 16V		09/06 -	F	V	<b>142.191</b> •	257	22	20,2	40,5	59	4
	77 Kw	09/06 -	R		<b>142.167</b> •	240,5	11	9,2	40	59	4



LANCIA



Model	Year	F R	V D	<b>CAR</b>	Ø	TH	min TH	B	E	Z
All Models exc. 1.3 MJ 16V 77 Kw	06/03 -	<b>R</b>	D	<b>433.100</b>	203			61	59	4
<b>Ypsilon (846) 11</b>										
0.9 TwinAir	05/11 -	F	V	<b>142.191</b> •	257	22	20,2	40,5	59	4
1.2	05/11 -	F		<b>142.168</b> •	257	12	10,2	40,5	59	4
1.2 Bifuel	05/11 -	F		<b>142.168</b> •	257	12	10,2	40,5	59	4
1.3 MJ	05/11 -	F	V	<b>142.191</b> •	257	22	20,2	40,5	59	4
<b>Zeta (220)</b>										
2.0 ie Turbo	06/94 -	F	V	<b>142.408</b> •	281	26	24,2	43,7	59	5
	06/94 -	<b>R</b>		<b>142.409</b>	295	10	8	56	59	5
2.0i 16V	11/99 -	F	V	<b>142.408</b> •	281	26	24,2	43,7	59	5
with ABS	11/99 -	<b>R</b>		<b>142.409</b>	295	10	8	56	59	5
without ABS	06/94 -	<b>R</b>	D	<b>433.068</b>	255	67		85	59	5
2.0 JTD	11/99 -	F	V	<b>142.408</b> •	281	26	24,2	43,7	59	5
	11/99 -	<b>R</b>		<b>142.409</b>	295	10	8	56	59	5
2.1 TD	06/96 - 10/99	F	V	<b>142.408</b> •	281	26	24,2	43,7	59	5
	06/96 - 10/99	<b>R</b>		<b>142.409</b>	295	10	8	56	59	5

**LAND ROVER Mpv - Suv - Off road****90 - 110**

110	02/84 - 09/90	F		<b>142.327</b>	298,5	14	13	70,5	101,7	5
90	02/84 - 09/90	F		<b>142.327</b>	298,5	14	13	70,5	101,7	5

**Defender (LD)**

110	01/82 -	F		<b>142.327</b>	298,5	14	13	70,5	101,7	5
	03/93 -	<b>R</b>		<b>142.328</b>	290	12,7	11,7	61,5	101,7	5
130	01/82 -	F		<b>142.327</b>	298,5	14	13	70,5	101,7	5
90	10/90 -	F		<b>142.327</b>	298,5	14	13	70,5	101,7	5
	03/93 -	<b>R</b>		<b>142.328</b>	290	12,7	11,7	61,5	101,7	5
All Models	vented Discs	F	V	<b>142.325</b>	298,5	24	22	70,5	101,7	5

**Discovery I (LJ-LG)**

All Models	solid Discs	F		<b>142.327</b>	298,5	14	13	70,5	101,7	5
	vented Discs	F	V	<b>142.325</b>	298,5	24	22	70,5	101,7	5
		<b>R</b>		<b>142.328</b>	290	12,7	11,7	61,5	101,7	5

**Discovery II (LJ-LT)**

3.9	01/99 -	F	V	<b>142.299</b>	297	25	22	92	70	5
2.5 TDI	01/99 -	F	V	<b>142.299</b>	297	25	22	92	70	5
All Models		<b>R</b>		<b>142.333</b>	304	12,6	11,5	62,7	70	5

**Discovery III (TAA)**

4.0i V6	10/04 -	F	V	<b>142.1392</b>	317	30	27	62	79	5
	10/04 -	<b>R</b>	V	<b>142.1393</b>	325	20	17	59	79	5
4.4i V8	10/04 -	F	V	<b>142.1329</b>	337,5	30	27	62	79	5
	10/04 -	<b>R</b>	V	<b>142.1285</b>	350	20	17	59	79	5
2.7 TD	10/04 -	F	V	<b>142.1392</b>	317	30	27	62	79	5
	10/04 -	<b>R</b>	V	<b>142.1393</b>	325	20	17	59	79	5

**Discovery IV (LA)**

5.0 V8	05/10 -	F	V	<b>142.1394</b>	360	30	27	62	79	5
	05/10 -	<b>R</b>	V	<b>142.1285</b>	350	20	17	59	79	5
2.7 TD	09/09 -	F	V	<b>142.1392</b>	317	30	27	62	79	5
	09/09 -	<b>R</b>	V	<b>142.1393</b>	325	20	17	59	79	5
3.0 TD	09/09 -	F	V	<b>142.1394</b>	360	30	27	62	79	5
	09/09 -	<b>R</b>	V	<b>142.1285</b>	350	20	17	59	79	5

**Freelander I (LN)**

All Models		F		<b>142.326</b>	262	14	11	51	66,2	5
	Ch (V)1A000001-	F	V	<b>142.298</b>	277	21	18	51,2	66	5

**Freelander II (FA\_)**

3.2 V6 24V	02/06 -	F	V	<b>142.1399</b>	316	28	26	52	63,5	5
	02/06 -	<b>R</b>	V	<b>142.1400</b>	302	20	18	66	63,6	5
2.2 SD4	08/10 -	F	V	<b>142.1365</b>	300	28	26	52	63,5	5
	08/10 -	<b>R</b>		<b>142.1402</b>	302	12	10	66,4	63,5	5
2.2 TD4 16V	02/06 -	F	V	<b>142.1365</b>	300	28	26	52	63,5	5
	02/06 -	<b>R</b>		<b>142.1402</b>	302	12	10	66,4	63,5	5

**Range Rover I 70 - 95**

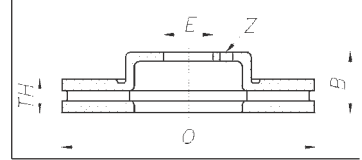
All Models	01/70 - 12/89	F		<b>142.327</b>	298,5	14	13	70,5	101,7	5
------------	---------------	---	--	----------------	-------	----	----	------	-------	---



www.intercar.org

142 -&gt; HPD for high performance discs

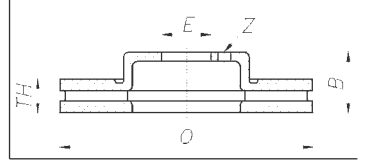
142 -&gt; HPD per dischi freno ad alte prestazioni



Model	Year	F R	V D	CAR	Ø	TH	min TH	B	E	Z
	01/90 - 10/94	F	V	<b>142.325</b>	298,5	24	22	70,5	101,7	5
	01/70 - 10/94	R		<b>142.328</b>	290	12,7	11,7	61,5	101,7	5
<b>Range Rover II (LP) 95 - 01</b>										
4.0	11/94 - 02/02	F	V	<b>142.330</b>	297	25	22	64,6	70	5
	11/94 - 02/02	R		<b>142.333</b>	304	12,6	11,5	62,7	70	5
4.6 V8	11/94 - 02/02	F	V	<b>142.330</b>	297	25	22	64,6	70	5
	11/94 - 02/02	R		<b>142.333</b>	304	12,6	11,5	62,7	70	5
2.5 TDI	6 cyl. 11/94 - 02/02	F	V	<b>142.330</b>	297	25	22	64,6	70	5
	6 cyl. 11/94 - 02/02	R		<b>142.333</b>	304	12,6	11,5	62,7	70	5
<b>Range Rover III (LM) 02 - 05</b>										
4.4i V8	210 Kw 03/02 - 04/05	F	V	<b>142.1263</b>	344	30	28,4	75,9	79	5
	210 Kw 03/02 - 04/05	R		<b>142.1264</b>	354	12	10,4	74,9	79	5
2.9 24V TD6	03/02 - 04/05	F	V	<b>142.1263</b>	344	30	28,4	75,9	79	5
	03/02 - 04/05	R		<b>142.1264</b>	354	12	10,4	74,9	79	5
<b>Range Rover IV 05</b>										
4.2i V8	05/05 -	F	V	<b>142.1395</b>	360	30	27	81	79	5
4.4i V8	225 Kw 05/05 -	F	V	<b>142.1397</b>	344	30	27	76	79	5
2.9 24V TD6	05/05 -	F	V	<b>142.1397</b>	344	30	27	76	79	5
All Models	05/05 -	R	V	<b>142.1396</b>	354	20	17	75	79	5
<b>Range Rover Classic</b>										
3.9 V8	02/94 - 10/95	F	V	<b>142.325</b>	298,5	24	22	70,5	101,7	5
	02/94 - 10/95	R		<b>142.328</b>	290	12,7	11,7	61,5	101,7	5
2.5 TDI	02/94 - 10/95	F	V	<b>142.325</b>	298,5	24	22	70,5	101,7	5
	02/94 - 10/95	R		<b>142.328</b>	290	12,7	11,7	61,5	101,7	5
<b>Range Rover Evoque 11</b>										
2.0	06/11 -	F	V	<b>142.1365</b>	300	28	26	52	63,5	5
2.2	06/11 -	F	V	<b>142.1365</b>	300	28	26	52	63,5	5
2.2 SD4	06/11 -	F	V	<b>142.1365</b>	300	28	26	52	63,5	5
2.2 TD4	06/11 -	F	V	<b>142.1365</b>	300	28	26	52	63,5	5
All Models	06/11 -	R		<b>142.1367</b>	302	11	9	50,8	63,5	5
<b>Range Rover Sport (LS)</b>										
4.2 V8	02/05 -	F	V	<b>142.1394</b>	360	30	27	62	79	5
	02/05 -	R	V	<b>142.1285</b>	350	20	17	59	79	5
4.4 V8	02/05 -	F	V	<b>142.1329</b>	337,5	30	27	62	79	5
	02/05 -	R	V	<b>142.1285</b>	350	20	17	59	79	5
2.7 TDV6	02/05 -	F	V	<b>142.1392</b>	317	30	27	62	79	5
	02/05 -	R	V	<b>142.1393</b>	325	20	17	59	79	5
<b>LECINENA Bus</b>										
<b>Bus</b>										
		F	V	<b>151.410</b>	432	45	41	135	194	10
<b>LEXUS</b>										
<b>CT</b>										
200h	03/11 -	F	V	<b>142.985</b>	255	24,9	24	49,2	55	5
	03/11 -	R		<b>142.1540</b>	259	9	7,5	30,2	55	5
<b>ES</b>										
250 2.5i	03/90 - 09/92	R		<b>142.632</b>	269	10	9	64,7	55	5
300 3.0i	09/92 - 11/94	F	V	<b>142.777</b>	275	28	26	49,3	62	5
<b>GS</b>										
300	left Disc 04/05 -	F	V	<b>142.1614</b>	254	22	20	50	55	5
	right Disc 04/05 -	F	V	<b>142.1613</b>	334	30	27	50,7	62	5
300 3.0i 24V	10/97 -	F	V	<b>142.1009</b>	296	32	30	50,8	62	5
430	left Disc 04/05 -	F	V	<b>142.1614</b>	254	22	20	50	55	5
	right Disc 04/05 -	F	V	<b>142.1613</b>	334	30	27	50,7	62	5
450 h	left Disc 02/06 -	F	V	<b>142.1614</b>	254	22	20	50	55	5
	right Disc 02/06 -	F	V	<b>142.1613</b>	334	30	27	50,7	62	5
460	left Disc 05/08 -	F	V	<b>142.1614</b>	254	22	20	50	55	5
	right Disc 05/08 -	F	V	<b>142.1613</b>	334	30	27	50,7	62	5
All Models	brake system reinforced 02/06 -	F	V	<b>142.1339</b>	296	32	30	50,8	62	5
	10/97 -	R		<b>142.1335</b>	306,6	12	10,5	63,2	62	5
	brake system reinforced 02/06 -	R	V	<b>142.1549</b>	310	18	16,5	67,5	62	5



LEXUS



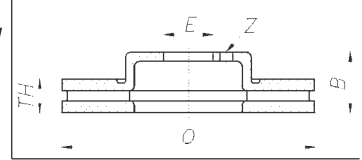
Model	Year	F R	V D	CAR	Ø	TH	min TH	B	E	Z
<b>IS</b>										
200 2.0i 24V	06/99 -	F	V	<b>142.1009</b>	296	32	30	50,8	62	5
	06/99 -	R		<b>142.1335</b>	306,6	12	10,5	63,2	62	5
250 2.5 V6	10/05 -	F	V	<b>142.1290</b>	296	28	26	49,5	62	5
	10/05 -	R		<b>142.1288</b>	291	10	8,5	62	62	5
300 3.0i 24V	06/01 -	F	V	<b>142.1009</b>	296	32	30	50,8	62	5
	06/01 -	R		<b>142.1335</b>	306,6	12	10,5	63,2	62	5
220d 2.2 16V	10/05 -	F	V	<b>142.1290</b>	296	28	26	49,5	62	5
	10/05 -	R		<b>142.1288</b>	291	10	8,5	62	62	5
All Models	brake system reinforced	06/99 -	F V	<b>142.1339</b>	296	32	30	50,8	62	5
<b>LS</b>										
430	10/00 -	F	V	<b>142.1009</b>	296	32	30	50,8	62	5
All Models	brake system reinforced	10/00 -	F V	<b>142.1339</b>	296	32	30	50,8	62	5
	10/00 -	R		<b>142.1335</b>	306,6	12	10,5	63,2	62	5
<b>LS (UVF_-USF_)</b>										
460	left Disc	04/06 -	F V	<b>142.1657</b>	357	34	31	60,3	62	5
	right Disc	04/06 -	F V	<b>142.1658</b>	357	34	31	60,3	62	5
460 AWD	left Disc	12/08 -	F V	<b>142.1657</b>	357	34	31	60,3	62	5
	right Disc	12/08 -	F V	<b>142.1658</b>	357	34	31	60,3	62	5
600 h	left Disc	08/07 -	F V	<b>142.1657</b>	357	34	31	60,3	62	5
	right Disc	08/07 -	F V	<b>142.1658</b>	357	34	31	60,3	62	5
<b>LX</b>										
470		02/98 -	F V	<b>142.1042</b>	313	32	30	70	115	5
<b>SC</b>										
430		08/01 -	F V	<b>142.1009</b>	296	32	30	50,8	62	5
		08/01 -	R	<b>142.1335</b>	306,6	12	10,5	63,2	62	5
All Models	brake system reinforced	08/01 -	F V	<b>142.1339</b>	296	32	30	50,8	62	5
<b>LEXUS Mpv - Suv - Off road</b>										
<b>RX</b>										
300		05/03 -	F V	<b>142.1265</b>	318,5	28	26	49,6	62	5
350		02/06 -	F V	<b>142.1265</b>	318,5	28	26	49,6	62	5
400h		09/04 -	F V	<b>142.1265</b>	318,5	28	26	49,6	62	5
400h FWD		09/05 -	F V	<b>142.1265</b>	318,5	28	26	49,6	62	5
All Models		05/03 -	R	<b>142.1266</b>	288	10	8,5	69,8	62	5
<b>LEYLAND Industrial vehicle</b>										
<b>Roadrunner</b>										
10.12/15		05/87 -	F V	<b>150.030</b>	312	30	27	137	133	12
6.10/12/13/15		05/86 -	F V	<b>150.040</b>	315	26	24	121,5	119	10
8.12/13/15		05/86 -	F V	<b>150.040</b>	315	26	24	121,5	119	10
<b>LOTUS</b>										
<b>Elise</b>										
1.8 16V		08/95 - 11/00	F V	<b>142.917</b> •	262	21	19	44,5	64,2	4
<b>MAN Industrial vehicle</b>										
<b>Man</b>										
F2000	mod. 19463		F V	<b>150.240</b>	432	45	37	130	131	12
	mod. 19501/19502	02/95 -	F V	<b>150.220</b>	438	45	37	135	200	10
	with ABS		F V	<b>150.270</b>	432	45	35	135	235	10
F90	10 holes without ABS crown	02/89 - 01/95	F V	<b>150.250</b>	432	45	37	135	208	10
	12 holes without ABS crown	02/89 - 01/95	F V	<b>150.240</b>	432	45	37	130	131	12
L2000			F V	<b>150.230</b>	330	34	30	104	135	10
	mod. 19462	04/93 - 06/96	F V	<b>150.200</b>	324	30	24	102	135	10
	17,5" wheels with ABS	07/96 -	R V	<b>150.260</b>	330	34	26	124	157	12
Lion's Coach/Star		09/95 -	F V	<b>150.250</b>	432	45	37	135	208	10
M2000		07/96 -	F V	<b>150.210</b>	377	45	38	128	162	10
M90		08/88 -	F V	<b>150.250</b>	432	45	37	135	208	10
NL		04/91 -	F V	<b>150.250</b>	432	45	37	135	208	10
NU		09/98 -	F V	<b>150.250</b>	432	45	37	135	208	10
TG-A		04/00 -	F V	<b>150.250</b>	432	45	37	135	208	10



www.intercar.org  
 142 -> HPD for high performance discs  
 142 -> HPD per dischi freno ad alte prestazioni



MAN



Model	Year	F R	V D	CAR	Ø	TH	min TH	B	E	Z
UL	09/96 -	F	V	<b>150.250</b>	432	45	37	135	208	10
All Models		R	V	<b>150.275</b>	330	34	26	129,5		8

## MARUTI

### 800

All Models	12/92 -	F		<b>142.954</b>	215	10	8	33	86	4
1.0	03/95 -	F	V	<b>142.965</b>	231	17	15	50	64	4

### Alto

1.0	03/95 -	F	V	<b>142.965</b>	231	17	15	50	64	4
-----	---------	---	---	----------------	-----	----	----	----	----	---

## MAZDA

### 121 I (DA)

1.1	11/87 - 03/91	F		<b>142.799</b>	219	13	11	37	75	4
1.3	11/87 - 03/91	F		<b>142.799</b>	219	13	11	37	75	4

### 121 II (DB)

1.1	04/91 - 02/96	F	V	<b>142.868</b>	235	18	16	45	55	4
1.3i 16V	Automatic	04/91 - 02/96	F	V	<b>142.868</b>	235	18	16	45	4
1.5i 16V	Automatic	04/91 - 02/96	F	V	<b>142.868</b>	235	18	16	45	4

### 121 III (JASM-JBSM)

1.2i	exc. Automatic	03/96 -	F		<b>142.243</b> •	239,5	12	10	42,9	63,5	4
1.3i 16V		03/96 -	F		<b>142.243</b> •	239,5	12	10	42,9	63,5	4
1.8 D		03/96 - 12/97	F		<b>142.243</b> •	239,5	12	10	42,9	63,5	4

### 323 I (FA)

1.0	05/76 - 02/78	F		<b>142.931</b>	207	13	12	95,5	39,9	4
1.3	05/76 - 02/78	F		<b>142.931</b>	207	13	12	95,5	39,9	4

### 323 II (BD)

1.1	08/80 - 06/85	F		<b>142.930</b> •	227,5	11	10	31	75	4
1.3	08/80 - 06/85	F		<b>142.930</b> •	227,5	11	10	31	75	4
1.5	08/80 - 06/85	F		<b>142.930</b> •	227,5	11	10	31	75	4

### 323 III (BF-BW)

1.1	07/85 - 08/87	F	V	<b>142.933</b>	238,5	18	16	31	75	4
1.3	07/85 - 08/89	F	V	<b>142.933</b>	238,5	18	16	31	75	4
1.5	07/85 - 08/89	F	V	<b>142.933</b>	238,5	18	16	31	75	4
1.6i	07/85 - 08/89	F	V	<b>142.933</b>	238,5	18	16	31	75	4
1.6i 16V Turbo	07/85 - 08/89	F	V	<b>142.939</b>	260	18	16	30,8	75	4
1.6i 16V Turbo 4WD	07/85 - 08/89	F	V	<b>142.939</b>	260	18	16	30,8	75	4
1.6i GT	07/85 - 08/89	F	V	<b>142.939</b>	260	18	16	30,8	75	4
1.5 SW	05/86 - 12/94	F	V	<b>142.933</b>	238,5	18	16	31	75	4
1.6i SW	09/89 - 12/94	F	V	<b>142.868</b>	235	18	16	45	55	4
1.6i SW 4WD	09/89 - 12/94	F	V	<b>142.933</b>	238,5	18	16	31	75	4
1.7 D	07/85 - 08/89	F	V	<b>142.933</b>	238,5	18	16	31	75	4
1.7 D SW	05/86 - 12/94	F	V	<b>142.933</b>	238,5	18	16	31	75	4

### 323 IV (BG)

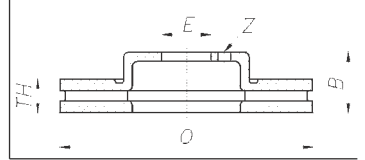
1.3i	09/89 - 12/94	F	V	<b>142.868</b>	235	18	16	45	55	4
1.3i 16V	09/89 - 12/94	F	V	<b>142.868</b>	235	18	16	45	55	4
1.3i Automatic	09/89 - 12/94	F	V	<b>142.958</b>	235	22	20	45	55	4
1.5i 16V	09/89 - 12/94	F	V	<b>142.868</b>	235	18	16	45	55	4
1.6i	09/89 - 12/94	F	V	<b>142.868</b>	235	18	16	45	55	4
1.6i 16V	09/89 - 12/94	F	V	<b>142.868</b>	235	18	16	45	55	4
1.6i 4WD	09/89 - 12/94	F	V	<b>142.958</b>	235	22	20	45	55	4
	09/89 - 12/94	R		<b>142.867</b>	231	9	8	34,5	55	4
1.6i Automatic	09/89 - 12/94	F	V	<b>142.958</b>	235	22	20	45	55	4
1.8i 16V	08/98 - 12/94	F	V	<b>142.868</b>	235	18	16	45	55	4
1.8i 16V GT	08/89 - 12/94	F	V	<b>142.860</b>	257	22	20	45	55	4
	08/89 - 12/94	R		<b>142.861</b>	250	9	8	34,5	55	4
1.8i 16V Turbo 4WD	09/89 - 12/94	F	V	<b>142.860</b>	257	22	20	45	55	4
	09/89 - 12/94	R		<b>142.861</b>	250	9	8	34,5	55	4
1.7 D	09/89 - 12/94	F	V	<b>142.868</b>	235	18	16	45	55	4
1.7 D Automatic	09/89 - 12/94	F	V	<b>142.958</b>	235	22	20	45	55	4

### 323 IV F (BG)

1.6 Automatic	09/89 - 12/94	F	V	<b>142.958</b>	235	22	20	45	55	4
1.6i	09/89 - 12/94	F	V	<b>142.868</b>	235	18	16	45	55	4
1.8 16V OHC Automatic	09/89 - 12/94	F	V	<b>142.958</b>	235	22	20	45	55	4



# MAZDA



Model	Year	F R	V D	CAR	Ø	TH	min TH	B	E	Z	
1.8i 16V	09/89 - 06/91	F	V	<b>142.868</b>	235	18	16	45	55	4	
1.8i 16V GT	09/89 - 12/94	F	V	<b>142.860</b>	257	22	20	45	55	4	
	09/89 - 12/94	R		<b>142.861</b>	250	9	8	34,5	55	4	
1.8i 16V OHC	07/91 - 12/94	F	V	<b>142.958</b>	235	22	20	45	55	4	
<b>323 V (BA)</b>											
1.8i 16V	01/95 - 08/98	F	V	<b>142.860</b>	257	22	20	45	55	4	
1.7 TD	01/95 - 08/98	F	V	<b>142.860</b>	257	22	20	45	55	4	
2.0 D	03/96 - 08/98	F	V	<b>142.860</b>	257	22	20	45	55	4	
<b>323 V F (BA)</b>											
1.3i 16V	04/94 - 07/97	F	V	<b>142.868</b>	235	18	16	45	55	4	
1.5i 16V	04/94 - 10/99	F	V	<b>142.958</b>	235	22	20	45	55	4	
	04/94 - 10/99	F	V	<b>142.860</b>	257	22	20	45	55	4	
1.8i 16V	04/94 - 10/99	F	V	<b>142.860</b>	257	22	20	45	55	4	
<b>323 VI (BJ)</b>											
1.3i 16V	08/98 -	F	V	<b>142.862</b>	235	22	20	46	55	4	
1.5i 16V	08/98 -	F	V	<b>142.862</b>	235	22	20	46	55	4	
1.8i 16V	08/98 -	F	V	<b>142.852</b>	257	24	22	47	55	4	
1.9	03/99 -	F	V	<b>142.358</b>	273,5	24	22	47,5	72	5	
2.0 D	08/98 -	F	V	<b>142.852</b>	257	24	22	47	55	4	
2.0 TD	08/98 -	F	V	<b>142.852</b>	257	24	22	47	55	4	
All Models	08/98 -	R		<b>142.369</b>	261	10	8	40	55	4	
<b>323 VI F (BJ)</b>											
1.3i 16V	08/98 -	F	V	<b>142.862</b>	235	22	20	46	55	4	
1.5i 16V	08/98 -	F	V	<b>142.862</b>	235	22	20	46	55	4	
1.8i 16V	08/98 -	F	V	<b>142.852</b>	257	24	22	47	55	4	
2.0i 16V	01/01 -	F	V	<b>142.358</b>	273,5	24	22	47,5	72	5	
2.0 D	08/98 -	F	V	<b>142.852</b>	257	24	22	47	55	4	
2.0 TD	08/98 -	F	V	<b>142.852</b>	257	24	22	47	55	4	
All Models	08/98 -	R		<b>142.369</b>	261	10	8	40	55	4	
<b>323 VI S (BJ)</b>											
1.6	08/98 -	F	V	<b>142.852</b>	257	24	22	47	55	4	
1.9 16V	08/98 -	F	V	<b>142.852</b>	257	24	22	47	55	4	
2.0	08/98 -	F	V	<b>142.358</b>	273,5	24	22	47,5	72	5	
2.0 D	08/98 -	F	V	<b>142.852</b>	257	24	22	47	55	4	
2.0 TD	08/98 -	F	V	<b>142.852</b>	257	24	22	47	55	4	
All Models	08/98 -	R		<b>142.369</b>	261	10	8	40	55	4	
<b>626 II (GC)</b>											
1.6	Ch -552095	05/82 - 12/85	F		<b>142.815</b>	228	14	12,6	34,5	75	4
	Ch 552096-650000	05/82 - 12/85	F	V	<b>142.817</b>	229	20	18,5	34,5	75	4
	Ch 650001-	05/82 - 12/85	F	V	<b>142.818</b>	228,5	20	18,5	34,5	75	4
1.8	Ch -506711	05/82 - 12/85	F		<b>142.815</b>	228	14	12,6	34,5	75	4
	Ch 506712-638517	05/82 - 12/85	F	V	<b>142.817</b>	229	20	18,5	34,5	75	4
	Ch 638518-	05/82 - 12/85	F	V	<b>142.818</b>	228,5	20	18,5	34,5	75	4
2.0		04/82 - 05/85	F		<b>142.967</b>	250	14	12,5	34,7	75	4
		06/85 - 09/87	R		<b>142.816</b>	254	10,3	9	72	45,2	4
2.0 D	Ch -65000	05/82 - 12/85	F	V	<b>142.817</b>	229	20	18,5	34,5	75	4
	Ch 65001-	05/82 - 12/85	F	V	<b>142.818</b>	228,5	20	18,5	34,5	75	4
<b>626 III (GD)</b>											
1.8	04/87 - 12/91	F	V	<b>142.968</b>	264	24	22	46,5	64	5	
2.0i	10/87 - 12/91	F	V	<b>142.968</b>	264	24	22	46,5	64	5	
2.0i 16V GT	04/87 - 12/91	F	V	<b>142.968</b>	264	24	22	46,5	64	5	
2.2i	05/88 - 12/91	F	V	<b>142.968</b>	264	24	22	46,5	64	5	
<b>626 III SW (GV)</b>											
1.8i	03/88 - 02/92	F	V	<b>142.968</b>	264	24	22	46,5	64	5	
2.0i	05/88 - 12/97	F	V	<b>142.968</b>	264	24	22	46,5	64	5	
2.2 4WD	03/88 - 10/92	F	V	<b>142.968</b>	264	24	22	46,5	64	5	
2.2i	05/88 - 12/97	F	V	<b>142.968</b>	264	24	22	46,5	64	5	
2.0 D	03/88 - 10/92	F	V	<b>142.968</b>	264	24	22	46,5	64	5	
<b>626 IV (GE)</b>											
1.8i 16V	07/91 - 09/97	F	V	<b>142.937</b>	258	24	22	48,5	72	5	
	07/91 - 09/97	R		<b>142.866</b>	261	10	8	40	72	5	
2.0i 16V	08/91 - 09/97	F	V	<b>142.937</b>	258	24	22	48,5	72	5	

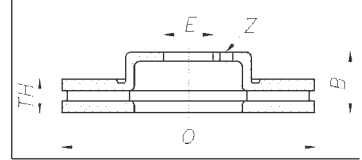


www.intercar.org  
 142 -> HPD for high performance discs  
 142 -> HPD per dischi freno ad alte prestazioni





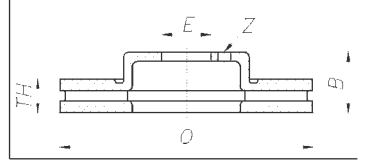
# MAZDA



Model	Year	F R	V D	CAR	Ø	TH	min TH	B	E	Z	
2.5i V6 24V	08/91 - 09/97	R		<b>142.866</b>	261	10	8	40	72	5	
	08/91 - 09/97	F	V	<b>142.937</b>	258	24	22	48,5	72	5	
	08/91 - 09/97	R		<b>142.866</b>	261	10	8	40	72	5	
<b>626 V (GF)</b>											
1.8	01/98 -	F	V	<b>142.358</b>	273,5	24	22	47,5	72	5	
1.9	05/97 - 12/99	F	V	<b>142.937</b>	258	24	22	48,5	72	5	
2.0	01/98 -	F	V	<b>142.358</b>	273,5	24	22	47,5	72	5	
	05/97 -	F	V	<b>142.937</b>	258	24	22	48,5	72	5	
2.0 HP	02/98 -	F	V	<b>142.937</b>	258	24	22	48,5	72	5	
2.0 TD	01/98 -	F	V	<b>142.358</b>	273,5	24	22	47,5	72	5	
2.0 Turbo DI	04/98 -	F	V	<b>142.937</b>	258	24	22	48,5	72	5	
All Models	02/98 -	R		<b>142.866</b>	261	10	8	40	72	5	
<b>626 V SW (GW)</b>											
1.8	01/98 -	F	V	<b>142.358</b>	273,5	24	22	47,5	72	5	
1.9	02/98 - 01/00	F	V	<b>142.937</b>	258	24	22	48,5	72	5	
2.0	01/98 -	F	V	<b>142.358</b>	273,5	24	22	47,5	72	5	
	02/98 -	F	V	<b>142.937</b>	258	24	22	48,5	72	5	
2.0 HP	02/98 -	F	V	<b>142.937</b>	258	24	22	48,5	72	5	
2.0 TD	01/98 -	F	V	<b>142.358</b>	273,5	24	22	47,5	72	5	
All Models	02/98 -	R		<b>142.866</b>	261	10	8	40	72	5	
<b>929 II (HB)</b>											
2.0	03/81 - 04/87	F	V	<b>142.819</b>	246,5	20,3	18	70	47	4	
	03/81 - 04/87	R		<b>142.820</b>	254	10,2	9	45	66	4	
<b>929 III (HC)</b>											
2.0i	without ABS	05/87 - 12/91	F	V	<b>142.970</b>	255	22	20	72,3	53	5
2.2i	without ABS	05/87 - 12/91	F	V	<b>142.970</b>	255	22	20	72,3	53	5
<b>Demio (DW)</b>											
1.3i 16V		08/98 -	F	V	<b>142.958</b>	235	22	20	45	55	4
1.5i 16V		04/00 -	F	V	<b>142.958</b>	235	22	20	45	55	4
<b>Mazda 2 (B2W) 03</b>											
1.25i 16V		04/03 -	F	V	<b>142.242</b> •	258	22	20	43,4	63,5	4
1.4i 16V		04/03 -	F	V	<b>142.242</b> •	258	22	20	43,4	63,5	4
1.6i 16V		04/03 -	F	V	<b>142.242</b> •	258	22	20	43,4	63,5	4
1.4 TD		04/03 -	F	V	<b>142.242</b> •	258	22	20	43,4	63,5	4
<b>Mazda 2 (DE) 07</b>											
1.3 16V		08/07 -	F	V	<b>142.1377</b>	258	23	21	44,5	55	4
1.5		10/07 -	F	V	<b>142.1377</b>	258	23	21	44,5	55	4
1.5 16V		08/07 -	F	V	<b>142.1377</b>	258	23	21	44,5	55	4
1.4 MZR-CD		10/08 -	F	V	<b>142.1377</b>	258	23	21	44,5	55	4
1.6 MZ-CD		10/08 -	F	V	<b>142.1377</b>	258	23	21	44,5	55	4
<b>Mazda 3 (BK12-14) 03</b>											
1.4		10/03 -	F	V	<b>142.1119</b>	278	25	23	48,7	72	5
1.6 16V		10/03 -	F	V	<b>142.1119</b>	278	25	23	48,7	72	5
2.0 16V		10/03 -	F	V	<b>142.1267</b>	300	25	23	48,5	72	5
		10/03 -	R		<b>142.1209</b>	280	11	9	41	72	5
2.3 MPS		12/06 -	F	V	<b>142.1640</b>	320	25	23	48,5	72	5
		12/06 -	R		<b>142.1209</b>	280	11	9	41	72	5
1.6 16V TD		06/04 -	F	V	<b>142.1119</b>	278	25	23	48,7	72	5
All Models	exc. 2.0 16V	10/03 -	R		<b>142.1120</b>	265	11	9	41	72	5
<b>Mazda 3 (BL) 09</b>											
1.6 MZR		06/09 -	F	V	<b>142.1119</b>	278	25	23	48,7	72	5
2.0 MZR		06/09 -	F	V	<b>142.1267</b>	300	25	23	48,5	72	5
2.0 MZR DISI		06/09 -	F	V	<b>142.1267</b>	300	25	23	48,5	72	5
1.6 MZR CD		06/09 -	F	V	<b>142.1119</b>	278	25	23	48,7	72	5
2.2 MZR CD		06/09 -	F	V	<b>142.1267</b>	300	25	23	48,5	72	5
All Models		06/09 -	R		<b>142.1120</b>	265	11	9	41	72	5
<b>Mazda 5 (CR19) 05</b>											
1.8		03/05 -	F	V	<b>142.1119</b>	278	25	23	48,7	72	5
2.0		03/05 -	F	V	<b>142.1119</b>	278	25	23	48,7	72	5
2.0 CD		03/05 -	F	V	<b>142.1119</b>	278	25	23	48,7	72	5
All Models	16" wheels	03/05 -	F	V	<b>142.1267</b>	300	25	23	48,5	72	5
	15" wheels	03/05 -	R		<b>142.1209</b>	280	11	9	41	72	5



# MAZDA



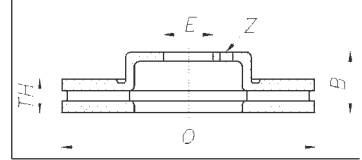
Model	Year	F R	V D	<b>CAR</b>	Ø	TH	min TH	B	E	Z
16" wheels	03/05 -	<b>R</b>		<b>142.1327</b>	302	11	9	40,8	72	5
<b>Mazda 6/SW (GG-GY) 02</b>										
1.8i 16V	08/02 -	<b>F</b>	<b>V</b>	<b>142.358</b>	273,5	24	22	47,5	72	5
2.0i 16V	08/02 -	<b>F</b>	<b>V</b>	<b>142.1095</b>	283	25	23	48,7	72	5
2.3i 16V	08/02 -	<b>F</b>	<b>V</b>	<b>142.1095</b>	283	25	23	48,7	72	5
2.3i 16V MPS	12/05 -	<b>F</b>	<b>V</b>	<b>142.1552</b>	320	25	23	48	72	5
2.0 16V DI	08/02 -	<b>F</b>	<b>V</b>	<b>142.1095</b>	283	25	23	48,7	72	5
All Models	08/02 -	<b>R</b>		<b>142.1096</b>	280	10	8	40,5	72	5
<b>Mazda 6/SW (GH) 07</b>										
1.8i MRZ	08/07 -	<b>F</b>	<b>V</b>	<b>142.1529</b>	299	25	23	48,4	72	5
2.0i MRZ	08/07 -	<b>F</b>	<b>V</b>	<b>142.1529</b>	299	25	23	48,4	72	5
2.5i MRZ	08/07 -	<b>F</b>	<b>V</b>	<b>142.1529</b>	299	25	23	48,4	72	5
2.0i MRZ-CD	08/07 -	<b>F</b>	<b>V</b>	<b>142.1529</b>	299	25	23	48,4	72	5
All Models	08/07 -	<b>R</b>		<b>142.1096</b>	280	10	8	40,5	72	5
<b>MPV I (LV)</b>										
3.0i	05/96 - 09/99	<b>F</b>	<b>V</b>	<b>142.049</b>	275	28	26	64	72	5
2.5 TD	05/96 - 09/99	<b>F</b>	<b>V</b>	<b>142.049</b>	275	28	26	64	72	5
<b>MPV II (LW)</b>										
2.0i 16V	02/00 - 06/03	<b>F</b>	<b>V</b>	<b>142.359</b>	274	28	26	51	72	5
2.3	07/02 -	<b>F</b>	<b>V</b>	<b>142.359</b>	274	28	26	51	72	5
3.0i V6	03/02 -	<b>F</b>	<b>V</b>	<b>142.1646</b>	295,6	28	26	51,2	72	5
2.0 DI	07/02 -	<b>F</b>	<b>V</b>	<b>142.1646</b>	295,6	28	26	51,2	72	5
All Models	07/02 -	<b>R</b>	<b>V</b>	<b>142.1647</b>	286	18	16	58,7	72	5
<b>MX 3 (EC)</b>										
1.6i 16V	02/91 -	<b>F</b>	<b>V</b>	<b>142.860</b>	257	22	20	45	55	4
with ABS	02/91 -	<b>R</b>		<b>142.861</b>	250	9	8	34,5	55	4
1.8i V6 24V	02/91 -	<b>F</b>	<b>V</b>	<b>142.860</b>	257	22	20	45	55	4
	02/91 -	<b>R</b>		<b>142.861</b>	250	9	8	34,5	55	4
<b>MX 5 I (NA)</b>										
1.6i 16V	08/89 - 07/98	<b>F</b>	<b>V</b>	<b>142.868</b>	235	18	16	45	55	4
	08/89 - 07/98	<b>R</b>		<b>142.867</b>	231	9	8	34,5	55	4
1.8i 16V	02/93 - 07/98	<b>F</b>	<b>V</b>	<b>142.851 •</b>	255	20	18	45	55	4
	02/93 - 07/98	<b>R</b>		<b>142.861</b>	250	9	8	34,5	55	4
<b>MX 5 II (NB)</b>										
1.6i 16V	08/98 -	<b>F</b>	<b>V</b>	<b>142.851 •</b>	255	20	18	45	55	4
1.8i 16V	08/98 -	<b>F</b>	<b>V</b>	<b>142.851 •</b>	255	20	18	45	55	4
1.9i 16V	11/00 -	<b>F</b>	<b>V</b>	<b>142.1210</b>	270	22	20	46	55	4
All Models	08/98 -	<b>R</b>		<b>142.1269</b>	276	10	8	34,9	55	4
<b>MX 5 III (NC)</b>										
1.8L 16V	03/05 -	<b>F</b>	<b>V</b>	<b>142.1306</b>	289,5	22	20,5	45	72	5
2.0L 16V	03/05 -	<b>F</b>	<b>V</b>	<b>142.1306</b>	289,5	22	20,5	45	72	5
All Models	03/05 -	<b>R</b>		<b>142.1096</b>	280	10	8	40,5	72	5
<b>MX 6 (GE)</b>										
2.0i 16V	08/91 - 09/97	<b>F</b>	<b>V</b>	<b>142.937</b>	258	24	22	48,5	72	5
	08/91 - 09/97	<b>R</b>		<b>142.866</b>	261	10	8	40	72	5
2.5i V6 24V	08/91 - 09/97	<b>F</b>	<b>V</b>	<b>142.937</b>	258	24	22	48,5	72	5
	08/91 - 09/97	<b>R</b>		<b>142.866</b>	261	10	8	40	72	5
2WS-4WS	02/87 - 07/91	<b>F</b>	<b>V</b>	<b>142.968</b>	264	24	22	46,5	64	5
<b>Premacy (CP)</b>										
1.8i 16V	03/99 -	<b>F</b>	<b>V</b>	<b>142.937</b>	258	24	22	48,5	72	5
2.0i 16V	03/99 -	<b>F</b>	<b>V</b>	<b>142.358</b>	273,5	24	22	47,5	72	5
2.0 TDI	03/99 -	<b>F</b>	<b>V</b>	<b>142.937</b>	258	24	22	48,5	72	5
<b>RX 7 (FC)</b>										
All Models	06/85 - 06/89	<b>F</b>	<b>V</b>	<b>142.825</b>	276	22	20	65	77	5
	06/85 - 06/89	<b>R</b>	<b>V</b>	<b>142.829</b>	273	20	18	53	66	5
All Models Turbo	07/89 - 11/92	<b>F</b>	<b>V</b>	<b>142.825</b>	276	22	20	65	77	5
	07/89 - 11/92	<b>R</b>	<b>V</b>	<b>142.829</b>	273	20	18	53	66	5
<b>RX 8 (SE17)</b>										
2.6	10/03 -	<b>F</b>	<b>V</b>	<b>142.1644</b>	302,5	24	22	45	72	5
Ch Sport	10/03 -	<b>F</b>	<b>V</b>	<b>142.1326</b>	323	24	22	45	72	5
	10/03 -	<b>R</b>	<b>V</b>	<b>142.1645</b>	302	18	16	43,3	72	5



www.intercar.org  
 142 -> HPD for high performance discs  
 142 -> HPD per dischi freno ad alte prestazioni



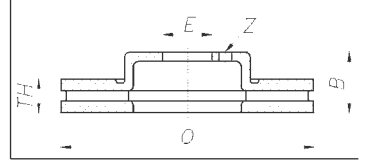
MAZDA



Model	Year	F R	V D	CAR	Ø	TH	min TH	B	E	Z	
<b>Xedos 6 (CA)</b>											
1.6i 16V	06/92 -	F	V	<b>142.937</b>	258	24	22	48,5	72	5	
1.8i V6 24V	06/92 -	F	V	<b>142.937</b>	258	24	22	48,5	72	5	
2.0i V6 24V	06/92 -	F	V	<b>142.937</b>	258	24	22	48,5	72	5	
All Models	06/92 -	R		<b>142.866</b>	261	10	8	40	72	5	
<b>Xedos 9 (TA)</b>											
2.0i 24V	09/93 - 01/00	F	V	<b>142.359</b>	274	28	26	51	72	5	
2.3i 24V	11/94 - 01/00	F	V	<b>142.359</b>	274	28	26	51	72	5	
2.5i 24V	09/93 - 07/00	F	V	<b>142.359</b>	274	28	26	51	72	5	
All Models	with 295 mm Discs	09/93 - 07/00	F	V	<b>142.1646</b>	295,6	28	26	51,2	5	
<b>MAZDA Mpv - Suv - Off road</b>											
<b>CX-7 (ER) 07</b>											
2.3 MZR 16V T	automatic	06/07 -	F	V	<b>142.1378</b>	320	28	26	48	72	5
	manual	06/07 -	F	V	<b>142.1379</b>	296	28	26	48,5	72	5
All Models	with 302 mm Discs	06/07 -	R	V	<b>142.1380</b>	302	18	16	56,8	72	5
	with 325 mm Discs	06/07 -	R	V	<b>142.1572</b>	325	18	16	57	72	5
<b>CX-9 07</b>											
3.5		01/07 -	F	V	<b>142.1378</b>	320	28	26	48	72	5
3.5 AWD		01/07 -	F	V	<b>142.1378</b>	320	28	26	48	72	5
3.7		01/07 -	F	V	<b>142.1378</b>	320	28	26	48	72	5
3.7 AWD		01/07 -	F	V	<b>142.1378</b>	320	28	26	48	72	5
All Models		01/07 -	R	V	<b>142.1572</b>	325	18	16	57	72	5
<b>Tribute (EP)</b>											
2.0i 16V		03/00 -	F	V	<b>142.048</b>	278	24	22	47	72	5
2.3i 16V AWD		04/04 -	F	V	<b>142.1381</b>	303	26	24	47	72	5
		04/04 -	R		<b>142.1382</b>	302	12	11	56	72	5
3.0i V6 24V 4WD		03/00 -	F	V	<b>142.048</b>	278	24	22	47	72	5
3.0i V6 24V AWD		04/04 -	F	V	<b>142.1381</b>	303	26	24	47	72	5
		04/04 -	R		<b>142.1382</b>	302	12	11	56	72	5
<b>MAZDA Light commercial</b>											
<b>B Series</b>											
All Models 2WD Pick up		01/85 - 12/96	F	V	<b>142.821</b>	256	20,2	18	20,2	86	6
		06/99 -	F	V	<b>142.1454</b>	256	24	22	24	86	6
All Models 4WD Pick up		02/87 - 10/93	F	V	<b>142.824</b>	272	22	20	24,5	93	6
		02/96 - 09/98	F	V	<b>142.1196</b>	274	28	26	28	93	6
		09/98 - 06/99	F	V	<b>142.1454</b>	256	24	22	24	86	6
	with 274 mm Discs	06/99 -	F	V	<b>142.1195</b>	274	24	22	24,3	93	6
	with 289 mm Discs	06/99 -	F	V	<b>142.1649</b>	289	28	26	71	98	6
<b>E Series</b>											
1.6 Wagon-Van		03/81 - 11/86	F	V	<b>142.821</b>	256	20,2	18	20,2	86	6
1.8 Wagon		02/83 - 10/88	F	V	<b>142.821</b>	256	20,2	18	20,2	86	6
2.0 Double Cab		02/83 - 10/88	F	V	<b>142.822</b>	268	20,2	18	20,2	86	6
2.0 Pick up		02/83 - 10/88	F	V	<b>142.822</b>	268	20,2	18	20,2	86	6
2.0 Wagon-Van		02/83 - 10/88	F	V	<b>142.821</b>	256	20,2	18	20,2	86	6
2.6 4WD		06/87 -	F	V	<b>142.824</b>	272	22	20	24,5	93	6
2.0 D Double Cab		05/88 -	F	V	<b>142.822</b>	268	20,2	18	20,2	86	6
2.0 D Pick up		05/88 -	F	V	<b>142.822</b>	268	20,2	18	20,2	86	6
2.0 D Wagon-Van		02/83 - 10/88	F	V	<b>142.821</b>	256	20,2	18	20,2	86	6
<b>Econovan</b>											
1.8		06/84 -	F	V	<b>142.821</b>	256	20,2	18	20,2	86	6
2.0		06/84 -	F	V	<b>142.821</b>	256	20,2	18	20,2	86	6
2.2		06/84 -	F	V	<b>142.821</b>	256	20,2	18	20,2	86	6
<b>Transporter</b>											
2.0		02/86 -	F	V	<b>142.822</b>	268	20,2	18	20,2	86	6
<b>MCW Bus</b>											
<b>Metrorider</b>											
25 seaters		02/87 - 11/89	F	V	<b>151.450</b>	322	30	28	110	166	12
33 seaters		05/88 - 11/89	F	V	<b>151.450</b>	322	30	28	110	166	12
		05/88 - 11/89	R	V	<b>151.450</b>	322	30	28	110	166	12



# MERCEDES



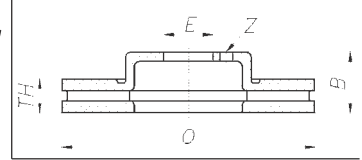
Model	Year	F R	V D	CAR	Ø	TH	min TH	B	E	Z
<b>MERCEDES</b>										
<b>190 (W201)</b>										
190	04/82 - 02/90	F		<b>142.463</b> •	262	11	9	45,5	67	5
190 E 1.8	03/90 - 05/93	F		<b>142.463</b> •	262	11	9	45,5	67	5
190 E 2.0	04/82 - 05/93	F		<b>142.463</b> •	262	11	9	45,5	67	5
190 E 2.3	09/83 - 05/93	F	V	<b>142.451</b> •	262	22	19,4	44,5	67	5
190 E 2.3 16	07/84 - 08/88	F	V	<b>142.466</b> •	284	22	19,4	43,5	67	5
190 E 2.5 16	09/88 - 05/93	F	V	<b>142.466</b> •	284	22	19,4	43,5	67	5
190 E 2.5 16 Evolution	03/89 - 05/93	F	V	<b>142.452</b>	300	28	25,4	45,5	67	5
	03/89 - 05/93	R		<b>142.453</b>	278	9	7,3	58,5	67	5
190 E 2.6	04/86 - 05/93	F	V	<b>142.451</b> •	262	22	19,4	44,5	67	5
190 D 2.0	09/83 - 05/93	F		<b>142.463</b> •	262	11	9	45,5	67	5
190 D 2.5	05/85 - 05/93	F		<b>142.463</b> •	262	11	9	45,5	67	5
190 TD 2.5	11/87 - 05/93	F	V	<b>142.451</b> •	262	22	19,4	44,5	67	5
All Models	04/82 - 05/93	R		<b>142.464</b> •	258	9	7,3	55,5	67	5
<b>200 - 300 - 400 - 500 (W126)</b>										
260 SE	09/85 - 03/91	F	V	<b>142.467</b>	300	28	25,4	68,3	80	5
280 S	01/80 - 07/85	F	V	<b>142.462</b> •	278	21,8	19,4	68,2	80	5
280 SE	01/80 - 07/85	F	V	<b>142.462</b> •	278	21,8	19,4	68,2	80	5
280 SEL	05/80 - 07/85	F	V	<b>142.462</b> •	278	21,8	19,4	68,2	80	5
300 SE	09/85 - 03/91	F	V	<b>142.467</b>	300	28	25,4	68,3	80	5
300 SEL	09/85 - 03/91	F	V	<b>142.467</b>	300	28	25,4	68,3	80	5
380 SE	01/80 - 08/85	F	V	<b>142.462</b> •	278	21,8	19,4	68,2	80	5
380 SEL	05/80 - 07/85	F	V	<b>142.462</b> •	278	21,8	19,4	68,2	80	5
420 SE	09/85 - 03/91	F	V	<b>142.467</b>	300	28	25,4	68,3	80	5
420 SEC Coupe'	09/85 - 08/91	F	V	<b>142.467</b>	300	28	25,4	68,3	80	5
420 SEL	09/85 - 03/91	F	V	<b>142.467</b>	300	28	25,4	68,3	80	5
500 SE	01/80 - 08/85	F	V	<b>142.462</b> •	278	21,8	19,4	68,2	80	5
	09/85 - 03/91	F	V	<b>142.467</b>	300	28	25,4	68,3	80	5
500 SEC Coupe'	09/85 - 08/91	F	V	<b>142.467</b>	300	28	25,4	68,3	80	5
500 SEL	05/80 - 08/85	F	V	<b>142.462</b> •	278	21,8	19,4	68,2	80	5
	09/85 - 03/91	F	V	<b>142.467</b>	300	28	25,4	68,3	80	5
560 SE	07/88 - 08/85	F	V	<b>142.462</b> •	278	21,8	19,4	68,2	80	5
	09/85 - 03/91	F	V	<b>142.467</b>	300	28	25,4	68,3	80	5
560 SEC Coupe'	09/85 - 08/91	F	V	<b>142.467</b>	300	28	25,4	68,3	80	5
560 SEL	09/85 - 03/91	F	V	<b>142.467</b>	300	28	25,4	68,3	80	5
All Models	01/80 - 08/91	R		<b>142.457</b> •	279	10	8,3	69,4	67	5
<b>200 - 300 (W123)</b>										
200	01/76 - 09/85	F		<b>142.450</b> •	278	12,6	10,6	63,3	80	5
230	01/76 - 02/81	F		<b>142.450</b> •	278	12,6	10,6	63,3	80	5
230 C Coupe'	03/77 - 04/80	F		<b>142.450</b> •	278	12,6	10,6	63,3	80	5
230 CE Coupe'	06/80 - 07/85	F		<b>142.450</b> •	278	12,6	10,6	63,3	80	5
230 E	06/80 - 09/85	F		<b>142.450</b> •	278	12,6	10,6	63,3	80	5
250	01/76 - 07/85	F		<b>142.450</b> •	278	12,6	10,6	63,3	80	5
280	01/76 - 07/81	F		<b>142.450</b> •	278	12,6	10,6	63,3	80	5
280 C Coupe'	03/77 - 03/80	F		<b>142.450</b> •	278	12,6	10,6	63,3	80	5
280 CE Coupe'	03/77 - 07/85	F		<b>142.450</b> •	278	12,6	10,6	63,3	80	5
280 E	01/76 - 09/85	F		<b>142.450</b> •	278	12,6	10,6	63,3	80	5
200 D	01/76 - 03/85	F		<b>142.450</b> •	278	12,6	10,6	63,3	80	5
220 D	01/76 - 01/79	F		<b>142.450</b> •	278	12,6	10,6	63,3	80	5
240 D	01/76 - 07/85	F		<b>142.450</b> •	278	12,6	10,6	63,3	80	5
300 D	01/76 - 07/85	F		<b>142.450</b> •	278	12,6	10,6	63,3	80	5
All Models	01/76 - 09/85	R		<b>142.457</b> •	279	10	8,3	69,4	67	5
<b>200 - 300 (W124) 85 - 93</b>										
200	01/85 - 02/90	F		<b>142.465</b> •	284	12	10	46,5	67	5
	01/85 - 02/90	R		<b>142.464</b> •	258	9	7,3	55,5	67	5
200 CE	04/90 - 09/92	F		<b>142.465</b> •	284	12	10	46,5	67	5
	04/90 - 06/93	R		<b>142.464</b> •	258	9	7,3	55,5	67	5
200 CE Coupe'	10/92 - 06/93	F	V	<b>142.466</b> •	284	22	19,4	43,5	67	5
200 E	01/85 - 09/92	F		<b>142.465</b> •	284	12	10	46,5	67	5
	01/85 - 06/93	R		<b>142.464</b> •	258	9	7,3	55,5	67	5



www.intercar.org  
 142 -> HPD for high performance discs  
 142 -> HPD per dischi freno ad alte prestazioni



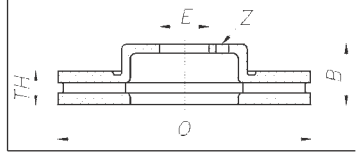
# MERCEDES



Model	Year	F R	V D	CAR	Ø	TH	min TH	B	E	Z	
200 E 16V	10/92 - 06/93	F	V	<b>142.466</b> •	284	22	19,4	43,5	67	5	
	01/85 - 06/93	R		<b>142.464</b> •	258	9	7,3	55,5	67	5	
220 CE 16V Coupe'	10/92 - 06/93	F	V	<b>142.466</b> •	284	22	19,4	43,5	67	5	
	10/92 - 06/93	R		<b>142.464</b> •	258	9	7,3	55,5	67	5	
220 E 16V	10/92 - 06/93	F	V	<b>142.466</b> •	284	22	19,4	43,5	67	5	
	10/92 - 06/93	R		<b>142.464</b> •	258	9	7,3	55,5	67	5	
230 CE Coupe'	Ch -A797178	05/87 -	F	<b>142.465</b> •	284	12	10	46,5	67	5	
	Ch A797179-	- 09/92	F	V	<b>142.466</b> •	284	22	19,4	43,5	67	5
		05/87 - 09/92	R		<b>142.464</b> •	258	9	7,3	55,5	67	5
230 E	Ch -A279007	01/85 -	F	<b>142.465</b> •	284	12	10	46,5	67	5	
	Ch A279008-A323450		F	V	<b>142.466</b> •	284	22	19,4	43,5	67	5
	Ch A323451-A805931		F		<b>142.465</b> •	284	12	10	46,5	67	5
	Ch A805932-	- 09/92	F	V	<b>142.466</b> •	284	22	19,4	43,5	67	5
	01/85 - 09/92	R		<b>142.464</b> •	258	9	7,3	55,5	67	5	
260 E		01/85 - 09/92	F	V	<b>142.466</b> •	284	22	19,4	43,5	67	5
	6 doors	01/90 - 09/92	F	V	<b>142.466</b> •	284	22	19,4	43,5	67	5
		01/85 - 09/92	R		<b>142.464</b> •	258	9	7,3	55,5	67	5
	6 doors (p. 3,6m)	01/90 - 09/92	R		<b>142.469</b> •	278	9	7,3	56,5	67	5
260 E 4-Matic		05/85 - 08/91	F	V	<b>142.447</b> •	284	22	19,4	43,5	67	5
		05/85 - 08/91	R		<b>142.464</b> •	258	9	7,3	55,5	67	5
280 E	(p. 2,8m)	10/92 - 06/93	F	V	<b>142.466</b> •	284	22	19,4	43,5	67	5
	6 doors Ch -B884946 (p. 3,6m)	10/92 -	F	V	<b>142.448</b>	295	22	19,4	49,5	67	5
	6 doors Ch B884947- (p. 3,6m)	- 06/93	F	V	<b>142.440</b>	294	25	22,4	49,5	67	5
		10/92 - 06/93	R		<b>142.464</b> •	258	9	7,3	55,5	67	5
300 CE 24V Cabriolet		01/92 - 06/93	F	V	<b>142.448</b>	295	22	19,4	49,5	67	5
		01/92 - 06/93	R		<b>142.469</b> •	278	9	7,3	56,5	67	5
300 CE 24V Coupe'		09/89 - 09/92	F	V	<b>142.448</b>	295	22	19,4	49,5	67	5
		09/89 - 09/92	R		<b>142.469</b> •	278	9	7,3	56,5	67	5
300 CE Coupe'		05/87 - 09/92	F	V	<b>142.466</b> •	284	22	19,4	43,5	67	5
		05/87 - 09/92	R		<b>142.464</b> •	258	9	7,3	55,5	67	5
300 E		01/85 - 09/92	F	V	<b>142.466</b> •	284	22	19,4	43,5	67	5
		01/85 - 09/92	R		<b>142.464</b> •	258	9	7,3	55,5	67	5
300 E 24V		09/89 - 09/92	F	V	<b>142.448</b>	295	22	19,4	49,5	67	5
		09/89 - 09/92	R		<b>142.469</b> •	278	9	7,3	56,5	67	5
300 E 4-Matic		11/86 - 06/93	F	V	<b>142.447</b> •	284	22	19,4	43,5	67	5
		11/86 - 06/93	R		<b>142.464</b> •	258	9	7,3	55,5	67	5
320 CE Coupe'		- 06/93	F	V	<b>142.440</b>	294	25	22,4	49,5	67	5
		10/92 -	F	V	<b>142.448</b>	295	22	19,4	49,5	67	5
		10/92 - 06/93	R		<b>142.469</b> •	278	9	7,3	56,5	67	5
320 E		- 06/93	F	V	<b>142.440</b>	294	25	22,4	49,5	67	5
		10/92 -	F	V	<b>142.448</b>	295	22	19,4	49,5	67	5
		10/92 - 06/93	R		<b>142.469</b> •	278	9	7,3	56,5	67	5
200 D		01/85 - 06/93	F		<b>142.465</b> •	284	12	10	46,5	67	5
		01/85 - 06/93	R		<b>142.464</b> •	258	9	7,3	55,5	67	5
250 D		01/85 - 06/93	F		<b>142.465</b> •	284	12	10	46,5	67	5
	6 doors	01/90 - 06/93	F	V	<b>142.466</b> •	284	22	19,4	43,5	67	5
		01/85 - 06/93	R		<b>142.464</b> •	258	9	7,3	55,5	67	5
	6 doors (p. 3,6m)	01/90 - 06/93	R		<b>142.469</b> •	278	9	7,3	56,5	67	5
250 D Turbo Diesel		09/88 - 06/93	F	V	<b>142.466</b> •	284	22	19,4	43,5	67	5
		09/88 - 06/93	R		<b>142.464</b> •	258	9	7,3	55,5	67	5
300 D		01/85 - 06/93	F		<b>142.465</b> •	284	12	10	46,5	67	5
		01/85 - 06/93	R		<b>142.464</b> •	258	9	7,3	55,5	67	5
300 D 4-Matic		12/86 - 08/91	F	V	<b>142.447</b> •	284	22	19,4	43,5	67	5
		12/86 - 08/91	R		<b>142.464</b> •	258	9	7,3	55,5	67	5
300 D Turbo Diesel		09/87 - 06/93	F	V	<b>142.466</b> •	284	22	19,4	43,5	67	5
		09/87 - 06/93	R		<b>142.464</b> •	258	9	7,3	55,5	67	5
300 D Turbo Diesel 4-Matic		09/87 - 06/93	F	V	<b>142.447</b> •	284	22	19,4	43,5	67	5
		09/87 - 06/93	R		<b>142.464</b> •	258	9	7,3	55,5	67	5
<b>200 - 300 SW (W123)</b>											
200 Turbo		11/80 - 12/85	F		<b>142.450</b> •	278	12,6	10,6	63,3	80	5
		11/80 - 12/85	R		<b>142.457</b> •	279	10	8,3	69,4	67	5
230 TE		06/80 - 12/85	F		<b>142.450</b> •	278	12,6	10,6	63,3	80	5



# MERCEDES



Model	Year	F R	V D	CAR	Ø	TH	min TH	B	E	Z
	06/80 - 12/85	R		<b>142.457</b> •	279	10	8,3	69,4	67	5
230 Turbo	04/78 - 04/80	F		<b>142.450</b> •	278	12,6	10,6	63,3	80	5
	04/78 - 04/80	R		<b>142.457</b> •	279	10	8,3	69,4	67	5
250 Turbo	04/78 - 08/82	F		<b>142.450</b> •	278	12,6	10,6	63,3	80	5
	04/78 - 08/82	R		<b>142.457</b> •	279	10	8,3	69,4	67	5
280 TE	04/78 - 12/85	F		<b>142.450</b> •	278	12,6	10,6	63,3	80	5
	04/78 - 12/85	R		<b>142.457</b> •	279	10	8,3	69,4	67	5
240 TD	02/78 - 12/85	F		<b>142.450</b> •	278	12,6	10,6	63,3	80	5
	02/78 - 12/85	R		<b>142.457</b> •	279	10	8,3	69,4	67	5
300 TD	04/78 - 12/85	F		<b>142.450</b> •	278	12,6	10,6	63,3	80	5
	08/80 - 12/85	F		<b>142.450</b> •	278	12,6	10,6	63,3	80	5
	04/78 - 12/85	R		<b>142.457</b> •	279	10	8,3	69,4	67	5
	08/80 - 12/85	R		<b>142.457</b> •	279	10	8,3	69,4	67	5
<b>200 - 300 SW (W124) 85 - 93</b>										
200 TE	10/88 - 06/93	F		<b>142.465</b> •	284	12	10	46,5	67	5
	10/88 - 06/93	R		<b>142.469</b> •	278	9	7,3	56,5	67	5
200 TE 16V	10/92 - 06/93	F	V	<b>142.466</b> •	284	22	19,4	43,5	67	5
	10/92 - 06/93	R		<b>142.469</b> •	278	9	7,3	56,5	67	5
200 Turbo	10/85 - 02/90	F		<b>142.465</b> •	284	12	10	46,5	67	5
	10/85 - 02/90	R		<b>142.469</b> •	278	9	7,3	56,5	67	5
220 TE 16V	10/92 - 06/93	F	V	<b>142.466</b> •	284	22	19,4	43,5	67	5
	10/92 - 06/93	R		<b>142.469</b> •	278	9	7,3	56,5	67	5
230 TE	Ch -F081909	F		<b>142.465</b> •	284	12	10	46,5	67	5
	Ch F081910-	F	V	<b>142.466</b> •	284	22	19,4	43,5	67	5
	10/85 - 09/92	R		<b>142.469</b> •	278	9	7,3	56,5	67	5
280 TE 24V	10/92 - 06/93	F	V	<b>142.466</b> •	284	22	19,4	43,5	67	5
	10/92 - 06/93	R		<b>142.469</b> •	278	9	7,3	56,5	67	5
300 TE	10/85 - 09/92	F	V	<b>142.466</b> •	284	22	19,4	43,5	67	5
	10/85 - 09/92	R		<b>142.469</b> •	278	9	7,3	56,5	67	5
300 TE 24V	09/89 - 09/92	F	V	<b>142.448</b>	295	22	19,4	49,5	67	5
300 TE 4-Matic	11/86 - 06/93	F	V	<b>142.447</b> •	284	22	19,4	43,5	67	5
	11/86 - 06/93	R		<b>142.469</b> •	278	9	7,3	56,5	67	5
320 TE	- 06/93	F	V	<b>142.440</b>	294	25	22,4	49,5	67	5
	10/92 -	F	V	<b>142.448</b>	295	22	19,4	49,5	67	5
200 TD	10/85 - 08/91	F		<b>142.465</b> •	284	12	10	46,5	67	5
	10/85 - 08/91	R		<b>142.469</b> •	278	9	7,3	56,5	67	5
250 TD	04/90 - 06/93	F	V	<b>142.466</b> •	284	22	19,4	43,5	67	5
	10/85 - 06/93	F		<b>142.465</b> •	284	12	10	46,5	67	5
	04/90 - 06/93	R		<b>142.469</b> •	278	9	7,3	56,5	67	5
	10/85 - 06/93	R		<b>142.469</b> •	278	9	7,3	56,5	67	5
300 TD	04/86 - 06/93	F		<b>142.465</b> •	284	12	10	46,5	67	5
	10/85 - 06/93	F	V	<b>142.466</b> •	284	22	19,4	43,5	67	5
	04/86 - 06/93	R		<b>142.469</b> •	278	9	7,3	56,5	67	5
	10/85 - 06/93	R		<b>142.469</b> •	278	9	7,3	56,5	67	5
300 TD 4-Matic	03/87 - 06/93	F	V	<b>142.447</b> •	284	22	19,4	43,5	67	5
	03/87 - 06/93	R		<b>142.469</b> •	278	9	7,3	56,5	67	5
<b>200 (W115)</b>										
200	Ch -97998	F		<b>142.455</b> •	273	12,6	11	63,3	69,5	5
	Ch 97999-	F		<b>142.456</b> •	273	12,6	11	63,3	80	5
220	Ch -83871	F		<b>142.455</b> •	273	12,6	11	63,3	69,5	5
	Ch 83872-	F		<b>142.456</b> •	273	12,6	11	63,3	80	5
230.4		F		<b>142.456</b> •	273	12,6	11	63,3	80	5
200 D	Ch -105289	F		<b>142.455</b> •	273	12,6	11	63,3	69,5	5
	Ch 105290-	F		<b>142.456</b> •	273	12,6	11	63,3	80	5
220 D	Ch -213511	F		<b>142.455</b> •	273	12,6	11	63,3	69,5	5
	Ch 213512-	F		<b>142.456</b> •	273	12,6	11	63,3	80	5
240 D		F		<b>142.456</b> •	273	12,6	11	63,3	80	5
240 D 3.0		F		<b>142.450</b> •	278	12,6	10,6	63,3	80	5
All Models		R		<b>142.457</b> •	279	10	8,3	69,4	67	5
<b>230.6 - 250 - 280 (W114)</b>										
230.6	Ch 203607-	F		<b>142.450</b> •	278	12,6	10,6	63,3	80	5
	Ch -89801	F		<b>142.455</b> •	273	12,6	11	63,3	69,5	5



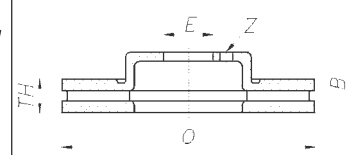
www.intercar.org

142 -> HPD for high performance discs

142 -> HPD per dischi freno ad alte prestazioni



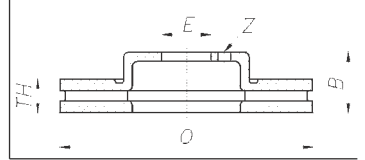
# MERCEDES



Model	Year	F	V	D	CAR	Ø	TH	min TH	B	E	Z	
250	Ch 89802-203606											
	06/72 - 06/76	F			<b>142.456</b>	•	273	12,6	11	63,3	80	5
	07/67 - 12/70	F			<b>142.450</b>	•	278	12,6	10,6	63,3	80	5
	Ch -68407											
	- 05/72	F			<b>142.455</b>	•	273	12,6	11	63,3	69,5	5
	Ch 68408-											
	06/72 - 06/76	F			<b>142.456</b>	•	273	12,6	11	63,3	80	5
250 C Coupe'	06/72 - 06/76	F			<b>142.450</b>	•	278	12,6	10,6	63,3	80	5
	10/68 - 12/70	F			<b>142.455</b>	•	273	12,6	11	63,3	69,5	5
	Ch -7085											
	- 05/72	F			<b>142.456</b>	•	273	12,6	11	63,3	80	5
	Ch 7086-											
250 CE Coupe'	10/68 - 12/70	F			<b>142.455</b>	•	273	12,6	11	63,3	69,5	5
	- 04/72	F			<b>142.456</b>	•	273	12,6	11	63,3	80	5
	Ch -17599											
	Ch 17600-											
280	04/72 - 09/76	F			<b>142.450</b>	•	278	12,6	10,6	63,3	80	5
280 C Coupe'	06/72 - 06/76	F			<b>142.450</b>	•	278	12,6	10,6	63,3	80	5
280 CE Coupe'	04/72 - 07/76	F			<b>142.450</b>	•	278	12,6	10,6	63,3	80	5
280 E	04/72 - 09/76	F			<b>142.450</b>	•	278	12,6	10,6	63,3	80	5
All Models	09/67 - 10/76	R			<b>142.457</b>	•	279	10	8,3	69,4	67	5
<b>250 - 280 (W111)</b>												
250 C	08/65 - 12/67	F			<b>142.455</b>	•	273	12,6	11	63,3	69,5	5
250 SE	08/65 - 12/67	F			<b>142.455</b>	•	273	12,6	11	63,3	69,5	5
280 C	Ch -5157											
	11/67 -	F			<b>142.455</b>	•	273	12,6	11	63,3	69,5	5
280 SE	Ch -5157											
	11/67 -	F			<b>142.455</b>	•	273	12,6	11	63,3	69,5	5
All Models	08/65 - 06/71	R			<b>142.457</b>	•	279	10	8,3	69,4	67	5
<b>280 - 350 - 450 (W116)</b>												
280 S	09/72 - 07/80	F	V		<b>142.461</b>	•	278	21,8	19,4	66,2	80	5
	09/72 - 07/80	R			<b>142.457</b>	•	279	10	8,3	69,4	67	5
280 SE	08/72 - 07/80	F	V		<b>142.461</b>	•	278	21,8	19,4	66,2	80	5
	08/72 - 07/80	R			<b>142.457</b>	•	279	10	8,3	69,4	67	5
280 SEL	01/74 - 04/80	F	V		<b>142.461</b>	•	278	21,8	19,4	66,2	80	5
	01/74 - 04/80	R			<b>142.457</b>	•	279	10	8,3	69,4	67	5
350 SE	09/72 - 03/80	F	V		<b>142.461</b>	•	278	21,8	19,4	66,2	80	5
	09/72 - 03/80	R			<b>142.457</b>	•	279	10	8,3	69,4	67	5
350 SEL	11/73 - 01/80	F	V		<b>142.461</b>	•	278	21,8	19,4	66,2	80	5
	11/73 - 01/80	R			<b>142.457</b>	•	279	10	8,3	69,4	67	5
450 SE	11/72 - 04/80	F	V		<b>142.461</b>	•	278	21,8	19,4	66,2	80	5
	11/72 - 04/80	R			<b>142.457</b>	•	279	10	8,3	69,4	67	5
450 SEL	03/73 - 09/80	F	V		<b>142.461</b>	•	278	21,8	19,4	66,2	80	5
	03/73 - 09/80	R			<b>142.457</b>	•	279	10	8,3	69,4	67	5
450 SEL 6.9	05/75 - 09/80	F	V		<b>142.461</b>	•	278	21,8	19,4	66,2	80	5
	05/75 - 09/80	R			<b>142.457</b>	•	279	10	8,3	69,4	67	5
<b>300 - 400 - 500 - 600 (W140) 91 - 93</b>												
300 SE 2.8	08/92 - 06/93	F	V		<b>142.449</b>		320	30	27,4	82	67	5
	08/92 - 06/93	R			<b>142.439</b>		290	12	9,8	55	67	5
300 SE 3.2	02/91 -	F	V		<b>142.446</b>		310	28	25,4	82	67	5
	- 06/93	F	V		<b>142.449</b>		320	30	27,4	82	67	5
	Ch A023719-											
	- 06/93	F	V		<b>142.449</b>		320	30	27,4	82	67	5
	Ch A050548-											
	04/91 - 06/93	R			<b>142.439</b>		290	12	9,8	55	67	5
300 SEL 3.2	02/91 -	F	V		<b>142.446</b>		310	28	25,4	82	67	5
	- 06/93	F	V		<b>142.449</b>		320	30	27,4	82	67	5
	Ch A023719-											
	- 06/93	F	V		<b>142.449</b>		320	30	27,4	82	67	5
	Ch A050548-											
	- 06/93	F	V		<b>142.449</b>		320	30	27,4	82	67	5
	04/91 - 06/93	R			<b>142.439</b>		290	12	9,8	55	67	5
400 SE	04/91 - 06/93	F	V		<b>142.449</b>		320	30	27,4	82	67	5
	04/91 - 06/93	R	V		<b>142.438</b>		300	22	19,4	55	67	5
400 SEL	04/91 - 06/93	F	V		<b>142.449</b>		320	30	27,4	82	67	5
	04/91 - 06/93	R	V		<b>142.438</b>		300	22	19,4	55	67	5
500 SE	04/91 - 06/93	F	V		<b>142.449</b>		320	30	27,4	82	67	5
	04/91 - 06/93	R	V		<b>142.438</b>		300	22	19,4	55	67	5
500 SEC Coupe'	06/92 - 06/93	F	V		<b>142.449</b>		320	30	27,4	82	67	5
	06/92 - 06/93	R	V		<b>142.438</b>		300	22	19,4	55	67	5
500 SEL	04/91 - 06/93	F	V		<b>142.449</b>		320	30	27,4	82	67	5
	04/91 - 06/93	R	V		<b>142.438</b>		300	22	19,4	55	67	5
600 SE V12	04/91 - 06/93	F	V		<b>142.449</b>		320	30	27,4	82	67	5
	04/91 - 06/93	R	V		<b>142.438</b>		300	22	19,4	55	67	5
600 SEC V12 Coupe'	06/92 - 06/93	F	V		<b>142.449</b>		320	30	27,4	82	67	5
	06/92 - 06/93	R	V		<b>142.438</b>		300	22	19,4	55	67	5



# MERCEDES



Model	Year	F R	V D	CAR	Ø	TH	min TH	B	E	Z	
600 SEL V12	04/91 - 06/93	F	V	<b>142.449</b>	320	30	27,4	82	67	5	
	04/91 - 06/93	R	V	<b>142.438</b>	300	22	19,4	55	67	5	
300 SD Turbo	03/93 - 06/93	F	V	<b>142.449</b>	320	30	27,4	82	67	5	
	03/93 - 06/93	R		<b>142.439</b>	290	12	9,8	55	67	5	
<b>300 SEL (W109)</b>											
300 SEL	08/65 - 11/67	F		<b>142.455</b> •	273	12,6	11	63,3	69,5	5	
300 SEL 2.8	12/67 - 01/70	F		<b>142.455</b> •	273	12,6	11	63,3	69,5	5	
All Models	08/65 - 09/72	R		<b>142.457</b> •	279	10	8,3	69,4	67	5	
<b>400 - 500 (W124) 85 - 93</b>											
400 E	10/92 -	F	V	<b>142.440</b>	294	25	22,4	49,5	67	5	
500 E	01/91 - 10/93	F	V	<b>142.452</b>	300	28	25,4	45,5	67	5	
<b>Classe A (W168)</b>											
A 140	01/98 -	F		<b>142.431</b> •	260	12	10	40,5	67	5	
A 160	01/98 -	F	V	<b>142.430</b> •	260	22	19,4	40,4	67	5	
A 190	with 260 mm Discs	01/99 -	F	V	<b>142.430</b> •	260	22	19,4	40,4	67	5
	with 276 mm Discs	01/99 -	F	V	<b>142.427</b> •	276	22	19,4	35,5	67	5
A 210	01/99 -	F	V	<b>142.427</b> •	276	22	19,4	35,5	67	5	
A 160 CDI	01/98 -	F		<b>142.431</b> •	260	12	10	40,5	67	5	
A 170 CDI	01/98 -	F	V	<b>142.430</b> •	260	22	19,4	40,4	67	5	
All Models	with rear Discs	01/98 -	R	<b>142.279</b>	258	8	7	55,5	67	5	
<b>Classe A/Coupe' (W169) 05</b>											
A 150	09/04 -	F		<b>142.1166</b>	276	12	10	44,5	67	5	
A 170	09/04 -	F	V	<b>142.1167</b>	276	22	19,4	44,5	67	5	
A 200	09/04 -	F	V	<b>142.1167</b>	276	22	19,4	44,5	67	5	
A 200 Turbo	09/04 -	F	V	<b>142.1168</b>	288	25	22,4	44,5	67	5	
A 160 CDI	09/04 -	F		<b>142.1166</b>	276	12	10	44,5	67	5	
A 180 CDI	09/04 -	F	V	<b>142.1167</b>	276	22	19,4	44,5	67	5	
A 200 CDI	09/04 -	F	V	<b>142.1168</b>	288	25	22,4	44,5	67	5	
All Models	09/04 -	R		<b>142.1169</b>	258	8	7	55,5	67	5	
<b>Classe B (W245) 05</b>											
B 150	03/05 -	F	V	<b>142.1167</b>	276	22	19,4	44,5	67	5	
B 160	04/09 -	F	V	<b>142.1167</b>	276	22	19,4	44,5	67	5	
B 170	03/05 -	F	V	<b>142.1167</b>	276	22	19,4	44,5	67	5	
B 170 NGT	04/09 -	F	V	<b>142.1167</b>	276	22	19,4	44,5	67	5	
B 180	04/09 -	F	V	<b>142.1167</b>	276	22	19,4	44,5	67	5	
B 180 NGT	04/09 -	F	V	<b>142.1168</b>	288	25	22,4	44,5	67	5	
B 200	03/05 -	F	V	<b>142.1168</b>	288	25	22,4	44,5	67	5	
B 200 Turbo	03/05 -	F	V	<b>142.1168</b>	288	25	22,4	44,5	67	5	
B 180 CDI	03/05 -	F	V	<b>142.1168</b>	288	25	22,4	44,5	67	5	
B 200 CDI	03/05 -	F	V	<b>142.1168</b>	288	25	22,4	44,5	67	5	
All Models	03/05 -	R		<b>142.1169</b>	258	8	7	55,5	67	5	
<b>Classe B (W246) 11</b>											
B 180	11/11 -	F	V	<b>142.1719</b>	295	28	25,4	51	67	5	
B 200	11/11 -	F	V	<b>142.1719</b>	295	28	25,4	51	67	5	
B 180 CDI	11/11 -	F	V	<b>142.1719</b>	295	28	25,4	51	67	5	
B 200 CDI	11/11 -	F	V	<b>142.1719</b>	295	28	25,4	51	67	5	
All Models	11/11 -	R		<b>142.1720</b>	276	9	7,3	44	67	5	
<b>Classe C (W202) 93 - 00</b>											
C 180	06/93 - 05/00	F		<b>142.470</b> •	284	12	10	43,5	67	5	
	06/93 - 05/00	R		<b>142.472</b> •	258	9	7,3	55,5	67	5	
C 200	09/94 - 05/00	F	V	<b>142.471</b> •	284	22	19,4	43,5	67	5	
	09/94 - 05/00	R		<b>142.472</b> •	258	9	7,3	55,5	67	5	
C 200 K	09/95 - 05/00	F	V	<b>142.021</b>	288	25	22,4	46,5	67	5	
	09/95 - 05/00	R		<b>142.444</b>	278	9	7,3	53,5	67	5	
C 220	06/93 - 08/96	F	V	<b>142.471</b> •	284	22	19,4	43,5	67	5	
	06/93 - 08/96	R		<b>142.472</b> •	258	9	7,3	55,5	67	5	
C 230	07/96 - 06/97	F	V	<b>142.471</b> •	284	22	19,4	43,5	67	5	
	07/96 - 06/97	R		<b>142.472</b> •	258	9	7,3	55,5	67	5	
C 230 K	09/95 - 05/00	F	V	<b>142.021</b>	288	25	22,4	46,5	67	5	
	09/95 - 05/00	R		<b>142.444</b>	278	9	7,3	53,5	67	5	
C 240	06/97 - 05/00	F	V	<b>142.021</b>	288	25	22,4	46,5	67	5	
	06/97 - 05/00	R		<b>142.444</b>	278	9	7,3	53,5	67	5	



www.intercar.org

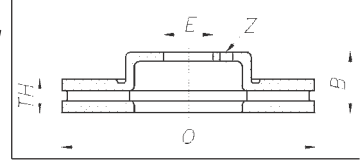
142 -> HPD for high performance discs

142 -> HPD per dischi freno ad alte prestazioni





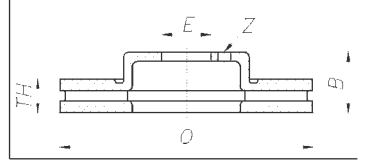
# MERCEDES



Model		Year	F R	V D	CAR	Ø	TH	min TH	B	E	Z
C 280	Ch -A344660	06/93 - 10/95	F	V	<b>142.471</b> •	284	22	19,4	43,5	67	5
	Ch A344661-	03/95 - 05/00	F	V	<b>142.021</b>	288	25	22,4	46,5	67	5
	Ch -F331440	06/93 - 10/95	F	V	<b>142.471</b> •	284	22	19,4	43,5	67	5
	Ch F331441-	03/95 - 05/00	F	V	<b>142.021</b>	288	25	22,4	46,5	67	5
	Ch -A344660	06/93 - 10/95	R		<b>142.472</b> •	258	9	7,3	55,5	67	5
	Ch A344661-	03/95 - 05/00	R		<b>142.444</b>	278	9	7,3	53,5	67	5
	Ch -F331440	06/93 - 10/95	R		<b>142.472</b> •	258	9	7,3	55,5	67	5
C 200 D		06/93 - 05/00	F		<b>142.470</b> •	284	12	10	43,5	67	5
		06/93 - 05/00	R		<b>142.472</b> •	258	9	7,3	55,5	67	5
C 220 CDI		09/97 - 05/00	F	V	<b>142.471</b> •	284	22	19,4	43,5	67	5
		09/97 - 05/00	R		<b>142.472</b> •	258	9	7,3	55,5	67	5
C 220 D		06/93 - 05/98	F		<b>142.470</b> •	284	12	10	43,5	67	5
		06/93 - 05/98	R		<b>142.472</b> •	258	9	7,3	55,5	67	5
C 250 D		06/93 - 08/95	F		<b>142.470</b> •	284	12	10	43,5	67	5
		06/93 - 08/95	R		<b>142.472</b> •	258	9	7,3	55,5	67	5
C 250 TD		09/95 - 05/00	F	V	<b>142.021</b>	288	25	22,4	46,5	67	5
		09/95 - 05/00	R		<b>142.444</b>	278	9	7,3	53,5	67	5
C 36 AMG		09/95 - 05/00	F	V	<b>142.021</b>	288	25	22,4	46,5	67	5
		09/95 - 05/00	R	V	<b>142.1015</b>	278	24	21,4	55,5	67	5
<b>Classe C (W203) 00</b>											
C 180		05/00 -	F	V	<b>142.021</b>	288	25	22,4	46,5	67	5
C 200		05/00 -	F	V	<b>142.021</b>	288	25	22,4	46,5	67	5
C 240		05/00 -	F	V	<b>142.388</b>	300	28	25,4	46,5	67	5
C 320		05/00 -	F	V	<b>142.388</b>	300	28	25,4	46,5	67	5
C 350		01/05 -	F	V	<b>142.1206</b>	330	28	26	46,5	67	5
C 200 CDI		05/00 -	F	V	<b>142.021</b>	288	25	22,4	46,5	67	5
C 220 CDI		05/00 -	F	V	<b>142.021</b>	288	25	22,4	46,5	67	5
C 270 CDI		05/00 -	F	V	<b>142.388</b>	300	28	25,4	46,5	67	5
C 320 CDI		01/05 -	F	V	<b>142.1206</b>	330	28	26	46,5	67	5
C 30 CDI AMG		01/03 -	F	V	<b>142.1177</b>	345	30	28	46,5	67	5
		01/03 -	R	V	<b>142.1245</b>	300	22	19,4	53,5	67	5
C 32 AMG		11/00 -	F	V	<b>142.1177</b>	345	30	28	46,5	67	5
		11/00 -	R	V	<b>142.1245</b>	300	22	19,4	53,5	67	5
C 55 AMG		02/04 -	F	V	<b>142.1177</b>	345	30	28	46,5	67	5
		02/04 -	R	V	<b>142.1245</b>	300	22	19,4	53,5	67	5
All Models	with 330 mm Discs	05/00 -	F	V	<b>142.1101</b>	330	28	26	46,5	67	5
	exc. AMG	05/00 -	R		<b>142.444</b>	278	9	7,3	53,5	67	5
<b>Classe C (W204) 07</b>											
C 180 K		03/07 -	F	V	<b>142.1361</b>	288	25	22,4	64,5	67	5
		03/07 -	R		<b>142.1362</b>	278	9	7,3	57,8	67	5
C 200 K		03/07 -	F	V	<b>142.1368</b>	295	28	25,4	64,5	67	5
C 230/4-Matic		03/07 -	F	V	<b>142.1368</b>	295	28	25,4	64,5	67	5
C 280/4-Matic		03/07 -	F	V	<b>142.1368</b>	295	28	25,4	64,5	67	5
C 350/4-Matic		03/07 -	F	V	<b>142.1369</b>	322	32	30	64,5	67	5
C 200 CDI		03/07 -	F	V	<b>142.1361</b>	288	25	22,4	64,5	67	5
		03/07 -	R		<b>142.1362</b>	278	9	7,3	57,8	67	5
C 220 CDI		03/07 -	F	V	<b>142.1368</b>	295	28	25,4	64,5	67	5
C 320 CDI/4-Matic		03/07 -	F	V	<b>142.1369</b>	322	32	30	64,5	67	5
C 280 AMG		03/07 -	F	V	<b>142.1437</b>	322	32	30	64,5	67	5
C 320 CDI/4-Matic AMG		03/07 -	F	V	<b>142.1437</b>	322	32	30	64,5	67	5
C 350/4-Matic AMG		03/07 -	F	V	<b>142.1437</b>	322	32	30	64,5	67	5
All Models	Sport edition AMG	03/07 -	F	V	<b>142.1373</b>	295	28	26	64,5	67	5
	exc. C 180 K-C 200 CDI	03/07 -	R		<b>142.1364</b>	300	10	8,3	57,5	67	5
All Models 4-Matic		03/07 -	R	V	<b>142.1363</b>	300	22	19,4	58	67	5
All Models AMG		03/07 -	F	V	<b>142.1373</b>	295	28	26	64,5	67	5
	exc. C 63 AMG	03/07 -	R		<b>142.1364</b>	300	10	8,3	57,5	67	5
<b>Classe C Coupe' (C203) 00</b>											
C 180		03/01 -	F	V	<b>142.021</b>	288	25	22,4	46,5	67	5
C 200 K		03/01 -	F	V	<b>142.021</b>	288	25	22,4	46,5	67	5
C 230 K		03/01 -	F	V	<b>142.021</b>	288	25	22,4	46,5	67	5
C 350		01/05 -	F	V	<b>142.1206</b>	330	28	26	46,5	67	5



# MERCEDES



Model	Year	F R	V D	<b>CAR</b>	Ø	TH	min TH	B	E	Z
C 220 CDI	03/01 -	F	V	<b>142.021</b>	288	25	22,4	46,5	67	5
C 55 AMG	01/03 -	F	V	<b>142.1177</b>	345	30	28	46,5	67	5
	01/03 -	R	V	<b>142.1245</b>	300	22	19,4	53,5	67	5
All Models	03/01 -	R		<b>142.444</b>	278	9	7,3	53,5	67	5
<b>Classe C Coupe' (C204) 11</b>										
C 180	06/11 -	F	V	<b>142.1361</b>	288	25	22,4	64,5	67	5
	06/11 -	R		<b>142.1362</b>	278	9	7,3	57,8	67	5
C 250	06/11 -	F	V	<b>142.1368</b>	295	28	25,4	64,5	67	5
	06/11 -	R		<b>142.1364</b>	300	10	8,3	57,5	67	5
C 350	06/11 -	F	V	<b>142.1368</b>	295	28	25,4	64,5	67	5
	06/11 -	R	V	<b>142.1363</b>	300	22	19,4	58	67	5
C 220 CDI	06/11 -	F	V	<b>142.1368</b>	295	28	25,4	64,5	67	5
	06/11 -	R		<b>142.1364</b>	300	10	8,3	57,5	67	5
C 250 CDI	06/11 -	F	V	<b>142.1368</b>	295	28	25,4	64,5	67	5
	06/11 -	R	V	<b>142.1363</b>	300	22	19,4	58	67	5
All Models	06/11 -	F	V	<b>142.1373</b>	295	28	26	64,5	67	5
<b>Classe C SW (S202) 96 - 01</b>										
C 180	06/96 - 03/01	F	V	<b>142.471</b> •	284	22	19,4	43,5	67	5
C 200	06/96 - 03/01	F	V	<b>142.471</b> •	284	22	19,4	43,5	67	5
C 200 K	11/96 - 03/01	F	V	<b>142.021</b>	288	25	22,4	46,5	67	5
C 230	06/96 - 06/97	F	V	<b>142.471</b> •	284	22	19,4	43,5	67	5
C 230 K	06/97 - 03/01	F	V	<b>142.021</b>	288	25	22,4	46,5	67	5
C 240	06/97 - 03/01	F	V	<b>142.021</b>	288	25	22,4	46,5	67	5
C 280	06/97 - 03/01	F	V	<b>142.021</b>	288	25	22,4	46,5	67	5
C 200 D	07/96 - 03/01	F	V	<b>142.471</b> •	284	22	19,4	43,5	67	5
C 220 CDI	09/97 - 03/01	F	V	<b>142.021</b>	288	25	22,4	46,5	67	5
C 220 D	06/96 - 09/98	F	V	<b>142.471</b> •	284	22	19,4	43,5	67	5
C 250 TD	06/96 - 03/01	F	V	<b>142.021</b>	288	25	22,4	46,5	67	5
All Models	06/96 - 03/01	R		<b>142.444</b>	278	9	7,3	53,5	67	5
<b>Classe C SW (S203) 00</b>										
C 180	05/00 -	F	V	<b>142.021</b>	288	25	22,4	46,5	67	5
C 200	05/00 -	F	V	<b>142.021</b>	288	25	22,4	46,5	67	5
C 240	05/00 -	F	V	<b>142.388</b>	300	28	25,4	46,5	67	5
C 320	05/00 -	F	V	<b>142.388</b>	300	28	25,4	46,5	67	5
C 350	01/05 -	F	V	<b>142.1206</b>	330	28	26	46,5	67	5
C 200 CDI	05/00 -	F	V	<b>142.021</b>	288	25	22,4	46,5	67	5
C 220 CDI	05/00 -	F	V	<b>142.021</b>	288	25	22,4	46,5	67	5
C 270 CDI	05/00 -	F	V	<b>142.388</b>	300	28	25,4	46,5	67	5
C 30 CDI AMG	01/03 -	F	V	<b>142.1177</b>	345	30	28	46,5	67	5
	01/03 -	R	V	<b>142.1245</b>	300	22	19,4	53,5	67	5
C 35 AMG	03/01 -	F	V	<b>142.1177</b>	345	30	28	46,5	67	5
	03/01 -	R	V	<b>142.1245</b>	300	22	19,4	53,5	67	5
C 55 AMG	02/04 -	F	V	<b>142.1177</b>	345	30	28	46,5	67	5
	02/04 -	R	V	<b>142.1245</b>	300	22	19,4	53,5	67	5
All Models	05/00 -	R		<b>142.445</b>	290	10	8,3	53,5	67	5
<b>Classe C SW (S204) 07</b>										
C 180 K	08/07 -	F	V	<b>142.1361</b>	288	25	22,4	64,5	67	5
	08/07 -	R		<b>142.1362</b>	278	9	7,3	57,8	67	5
C 200 K	08/07 -	F	V	<b>142.1368</b>	295	28	25,4	64,5	67	5
C 230	08/07 -	F	V	<b>142.1368</b>	295	28	25,4	64,5	67	5
C 280	08/07 -	F	V	<b>142.1368</b>	295	28	25,4	64,5	67	5
C 350	08/07 -	F	V	<b>142.1369</b>	322	32	30	64,5	67	5
C 200 CDI	08/07 -	F	V	<b>142.1368</b>	295	28	25,4	64,5	67	5
C 220 CDI	08/07 -	F	V	<b>142.1368</b>	295	28	25,4	64,5	67	5
C 320 CDI/4-Matic	08/07 -	F	V	<b>142.1369</b>	322	32	30	64,5	67	5
All Models	08/07 -	F	V	<b>142.1373</b>	295	28	26	64,5	67	5
	08/07 -	R		<b>142.1364</b>	300	10	8,3	57,5	67	5
All Models 4-Matic	08/07 -	R	V	<b>142.1363</b>	300	22	19,4	58	67	5
<b>Classe CLC (C203) 08</b>										
CLC 160	02/09 -	F	V	<b>142.021</b>	288	25	22,4	46,5	67	5
	02/09 -	R		<b>142.444</b>	278	9	7,3	53,5	67	5
CLC 180 K	05/08 -	F	V	<b>142.021</b>	288	25	22,4	46,5	67	5



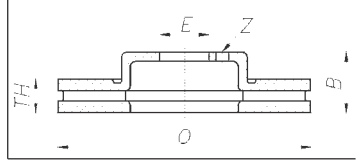
www.intercar.org

142 -> HPD for high performance discs

142 -> HPD per dischi freno ad alte prestazioni



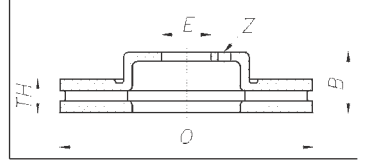
# MERCEDES



Model	Year	F R	V D	CAR	Ø	TH	min TH	B	E	Z
	05/08 -	R		<b>142.444</b>	278	9	7,3	53,5	67	5
CLC 200 K	05/08 -	F	V	<b>142.021</b>	288	25	22,4	46,5	67	5
	05/08 -	R		<b>142.444</b>	278	9	7,3	53,5	67	5
CLC 230	05/08 -	F	V	<b>142.388</b>	300	28	25,4	46,5	67	5
	05/08 -	R		<b>142.445</b>	290	10	8,3	53,5	67	5
CLC 350	05/08 -	F	V	<b>142.1206</b>	330	28	26	46,5	67	5
	05/08 -	R		<b>142.445</b>	290	10	8,3	53,5	67	5
CLC 200 CDI	05/08 -	F	V	<b>142.021</b>	288	25	22,4	46,5	67	5
	05/08 -	R		<b>142.444</b>	278	9	7,3	53,5	67	5
CLC 220 CDI	05/08 -	F	V	<b>142.021</b>	288	25	22,4	46,5	67	5
	05/08 -	R		<b>142.444</b>	278	9	7,3	53,5	67	5
<b>Classe CLK (C208)</b>										
CLK 200 Cabriolet/Coupe'	06/97 - 06/02	F	V	<b>142.021</b>	288	25	22,4	46,5	67	5
	06/97 - 06/02	R		<b>142.444</b>	278	9	7,3	53,5	67	5
CLK 200 K Cabriolet	06/98 - 06/02	F	V	<b>142.388</b>	300	28	25,4	46,5	67	5
	06/98 - 06/02	R		<b>142.445</b>	290	10	8,3	53,5	67	5
CLK 200 K Coupe'	06/97 - 06/02	F	V	<b>142.021</b>	288	25	22,4	46,5	67	5
	06/97 - 06/02	R		<b>142.444</b>	278	9	7,3	53,5	67	5
CLK 230 K Cabriolet	06/98 - 06/02	F	V	<b>142.388</b>	300	28	25,4	46,5	67	5
	06/98 - 06/02	R		<b>142.445</b>	290	10	8,3	53,5	67	5
CLK 230 K Coupe'	06/97 - 06/02	F	V	<b>142.021</b>	288	25	22,4	46,5	67	5
	06/97 - 06/02	R		<b>142.444</b>	278	9	7,3	53,5	67	5
CLK 320 Cabriolet/Coupe'	06/97 - 06/02	F	V	<b>142.388</b>	300	28	25,4	46,5	67	5
	06/97 - 06/02	R		<b>142.445</b>	290	10	8,3	53,5	67	5
CLK 430 Cabriolet/Coupe'	03/98 - 06/02	F	V	<b>142.388</b>	300	28	25,4	46,5	67	5
with 330 mm Discs	03/98 - 06/02	F	V	<b>142.1610</b>	330	32	29,4	46,5	67	5
	03/98 - 06/02	R		<b>142.445</b>	290	10	8,3	53,5	67	5
<b>Classe CLK (C209)</b>										
CLK 200 CGI Cabriolet/Coupe'	07/03 -	F	V	<b>142.021</b>	288	25	22,4	46,5	67	5
	07/03 -	R		<b>142.444</b>	278	9	7,3	53,5	67	5
CLK 200 K Cabriolet/Coupe'	09/02 -	F	V	<b>142.021</b>	288	25	22,4	46,5	67	5
	09/02 -	R		<b>142.444</b>	278	9	7,3	53,5	67	5
CLK 240 Cabriolet/Coupe'	06/02 -	F	V	<b>142.388</b>	300	28	25,4	46,5	67	5
	06/02 -	R		<b>142.445</b>	290	10	8,3	53,5	67	5
CLK 280 Coupe'	01/05 -	F	V	<b>142.388</b>	300	28	25,4	46,5	67	5
	01/05 -	R		<b>142.445</b>	290	10	8,3	53,5	67	5
CLK 320 Cabriolet/Coupe'	09/02 -	F	V	<b>142.388</b>	300	28	25,4	46,5	67	5
	09/02 -	R		<b>142.445</b>	290	10	8,3	53,5	67	5
CLK 350 Cabriolet/Coupe'	01/05 -	R		<b>142.445</b>	290	10	8,3	53,5	67	5
CLK 500 Coupe'	01/02 -	F	V	<b>142.1102</b>	345	30	28	46,5	67	5
	01/02 -	R		<b>142.393</b>	300	22	19	58,5	67	5
CLK 220 CDI Coupe'	01/05 -	F	V	<b>142.021</b>	288	25	22,4	46,5	67	5
	01/05 -	R		<b>142.444</b>	278	9	7,3	53,5	67	5
CLK 270 CDI Coupe'	09/02 -	F	V	<b>142.388</b>	300	28	25,4	46,5	67	5
	09/02 -	R		<b>142.445</b>	290	10	8,3	53,5	67	5
CLK 320 CDI Coupe'	01/05 -	R		<b>142.445</b>	290	10	8,3	53,5	67	5
CLK 55 AMG Coupe'	09/02 -	F	V	<b>142.1177</b>	345	30	28	46,5	67	5
	09/02 -	R		<b>142.1245</b>	300	22	19,4	53,5	67	5
<b>Classe CLS (C218)</b>										
CLS 350	01/11 -	F	V	<b>142.1689</b>	322	32	30	51,5	67	5
	01/11 -	R		<b>142.158</b>	300	22	19,4	68	67	5
CLS 500	02/11 -	R		<b>142.1104</b>	330	26	24	68,3	67	5
CLS 250 CDI	04/11 -	F	V	<b>142.1689</b>	322	32	30	51,5	67	5
	04/11 -	R		<b>142.397</b>	300	10	8,3	65,3	67	5
CLS 350 CDI	01/11 -	F	V	<b>142.1689</b>	322	32	30	51,5	67	5
	01/11 -	R		<b>142.158</b>	300	22	19,4	68	67	5
All Models with 320 mm Discs	02/11 -	R		<b>142.1690</b>	320	24	21,4	68,2	67	5
<b>Classe CLS (C219)</b>										
CLS 350	01/04 -	F	V	<b>142.014</b>	330	32	30	64,5	67	5
CLS 500	01/04 - 03/06	F	V	<b>142.014</b>	330	32	30	64,5	67	5
	04/06 -	F	V	<b>142.1611</b>	350	32	30	64,5	67	5
	01/04 -	R		<b>142.1104</b>	330	26	24	68,3	67	5



# MERCEDES



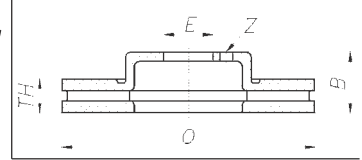
Model	Year	F R	V D	<b>CAR</b>	Ø	TH	min TH	B	E	Z
CLS 320 CDI	01/04 -	F	V	<b>142.387</b>	312	28	25,4	64	67	5
CLS 55 AMG	01/05 -	F	V	<b>142.1207</b>	360	36	34	64,5	67	5
	01/05 -	R	V	<b>142.1104</b>	330	26	24	68,3	67	5
CLS 63 AMG	04/06 -	R	V	<b>142.1104</b>	330	26	24	68,3	67	5
All Models	exc. AMG	R	V	<b>142.158</b>	300	22	19,4	68	67	5
	with 320 mm Discs	R	V	<b>142.1690</b>	320	24	21,4	68,2	67	5
<b>Classe E (W124) 93 - 97</b>										
E 200	07/93 - 06/95	F	V	<b>142.466</b> •	284	22	19,4	43,5	67	5
	07/93 - 06/95	R		<b>142.464</b> •	258	9	7,3	55,5	67	5
E 200 Cabriolet	07/93 - 06/97	F	V	<b>142.466</b> •	284	22	19,4	43,5	67	5
	07/93 - 06/97	R		<b>142.469</b> •	278	9	7,3	56,5	67	5
E 200 Coupe'	07/93 - 06/96	F	V	<b>142.466</b> •	284	22	19,4	43,5	67	5
	07/93 - 06/96	R		<b>142.464</b> •	258	9	7,3	55,5	67	5
E 220	07/93 - 06/95	F	V	<b>142.466</b> •	284	22	19,4	43,5	67	5
	07/93 - 06/95	R		<b>142.464</b> •	258	9	7,3	55,5	67	5
E 220 Cabriolet	07/93 - 06/97	F	V	<b>142.466</b> •	284	22	19,4	43,5	67	5
	07/93 - 06/97	R		<b>142.469</b> •	278	9	7,3	56,5	67	5
E 220 Coupe'	07/93 - 06/96	F	V	<b>142.466</b> •	284	22	19,4	43,5	67	5
	07/93 - 06/96	R		<b>142.464</b> •	258	9	7,3	55,5	67	5
E 280	(p. 2,8m)	F	V	<b>142.466</b> •	284	22	19,4	43,5	67	5
	6 doors (p. 3,6m)	F	V	<b>142.440</b>	294	25	22,4	49,5	67	5
	(p. 2,8m)	R		<b>142.464</b> •	258	9	7,3	55,5	67	5
	6 doors (p. 3,6m)	R		<b>142.445</b>	290	10	8,3	53,5	67	5
E 300 4-Matic	07/93 - 06/96	F	V	<b>142.447</b> •	284	22	19,4	43,5	67	5
	07/93 - 06/96	R		<b>142.464</b> •	258	9	7,3	55,5	67	5
E 320	07/93 - 06/97	F	V	<b>142.440</b>	294	25	22,4	49,5	67	5
	07/93 - 06/95	R		<b>142.469</b> •	278	9	7,3	56,5	67	5
E 320 Cabriolet	07/93 - 06/97	F	V	<b>142.440</b>	294	25	22,4	49,5	67	5
	07/93 - 06/97	R		<b>142.469</b> •	278	9	7,3	56,5	67	5
E 320 Coupe'	07/93 - 06/96	F	V	<b>142.440</b>	294	25	22,4	49,5	67	5
	07/93 - 06/96	R		<b>142.469</b> •	278	9	7,3	56,5	67	5
E 420	05/94 - 06/96	F	V	<b>142.1093</b>	320	30	27	52	67	5
	05/94 - 06/96	R	V	<b>142.1015</b>	278	24	21,4	55,5	67	5
E 500	07/97 - 06/95	F	V	<b>142.1093</b>	320	30	27	52	67	5
	07/97 - 06/95	R	V	<b>142.385</b>	300	22	19,4	58	67	5
E 200 D	07/93 - 06/95	F		<b>142.465</b> •	284	12	10	46,5	67	5
	07/93 - 06/95	R		<b>142.464</b> •	258	9	7,3	55,5	67	5
E 250 D	(p. 2,8m)	F		<b>142.465</b> •	284	12	10	46,5	67	5
	6 doors (p. 3,6m)	F	V	<b>142.466</b> •	284	22	19,4	43,5	67	5
	(p. 2,8m)	R		<b>142.464</b> •	258	9	7,3	55,5	67	5
	6 doors (p. 3,6m)	R		<b>142.469</b> •	278	9	7,3	56,5	67	5
E 250 TD	07/93 - 06/95	F	V	<b>142.466</b> •	284	22	19,4	43,5	67	5
	07/93 - 06/95	R		<b>142.464</b> •	258	9	7,3	55,5	67	5
E 300 D	07/93 - 06/96	F	V	<b>142.466</b> •	284	22	19,4	43,5	67	5
	07/93 - 06/95	R		<b>142.464</b> •	258	9	7,3	55,5	67	5
E 300 TD	07/93 - 06/96	F	V	<b>142.466</b> •	284	22	19,4	43,5	67	5
	07/93 - 05/96	R		<b>142.464</b> •	258	9	7,3	55,5	67	5
E 300 TD 4-Matic	07/93 - 06/96	F	V	<b>142.447</b> •	284	22	19,4	43,5	67	5
	07/93 - 06/96	R		<b>142.464</b> •	258	9	7,3	55,5	67	5
E 36 AMG	05/94 - 06/96	F	V	<b>142.440</b>	294	25	22,4	49,5	67	5
	05/94 - 06/96	R		<b>142.469</b> •	278	9	7,3	56,5	67	5
E 50 AMG	11/95 - 10/97	F	V	<b>142.459</b>	316	28	25,5	46,5	67	5
	11/95 - 10/97	R	V	<b>142.385</b>	300	22	19,4	58	67	5
E 60 AMG	01/92 - 06/95	F	V	<b>142.1093</b>	320	30	27	52	67	5
	01/92 - 06/95	R		<b>142.384</b>	290	10	8	57	67	5
<b>Classe E (W210) 95 - 02</b>										
E 200	06/95 - 03/02	F	V	<b>142.021</b>	288	25	22,4	46,5	67	5
	06/95 - 03/02	R		<b>142.444</b>	278	9	7,3	53,5	67	5
E 200 K	09/97 - 03/02	F	V	<b>142.388</b>	300	28	25,4	46,5	67	5
	09/97 - 03/02	R		<b>142.445</b>	290	10	8,3	53,5	67	5
E 230	06/95 - 08/97	F	V	<b>142.021</b>	288	25	22,4	46,5	67	5
	06/95 - 08/97	R		<b>142.444</b>	278	9	7,3	53,5	67	5



www.intercar.org  
 142 -> HPD for high performance discs  
 142 -> HPD per dischi freno ad alte prestazioni



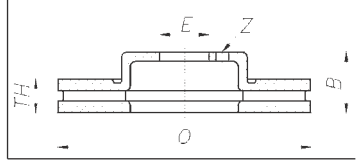
# MERCEDES



Model	Year	F R	V D	CAR	Ø	TH	min TH	B	E	Z
E 240 V6	09/97 - 03/02	F	V	<b>142.021</b>	288	25	22,4	46,5	67	5
	with ESP	F	V	<b>142.388</b>	300	28	25,4	46,5	67	5
	09/97 - 03/02	R		<b>142.444</b>	278	9	7,3	53,5	67	5
	with ESP	R		<b>142.445</b>	290	10	8,3	53,5	67	5
E 270 CDI	07/99 - 02/03	F	V	<b>142.388</b>	300	28	25,4	46,5	67	5
	07/99 - 02/03	R		<b>142.445</b>	290	10	8,3	53,5	67	5
E 280	01/96 - 03/02	F	V	<b>142.388</b>	300	28	25,4	46,5	67	5
	01/96 - 03/02	R		<b>142.445</b>	290	10	8,3	53,5	67	5
E 280 4-Matic	10/96 - 03/02	F	V	<b>142.388</b>	300	28	25,4	46,5	67	5
	10/96 - 03/02	R		<b>142.445</b>	290	10	8,3	53,5	67	5
E 320	06/95 - 03/02	F	V	<b>142.388</b>	300	28	25,4	46,5	67	5
	06/95 - 03/02	R		<b>142.445</b>	290	10	8,3	53,5	67	5
E 320 4-Matic	06/97 - 03/02	F	V	<b>142.388</b>	300	28	25,4	46,5	67	5
	06/97 - 03/02	R		<b>142.445</b>	290	10	8,3	53,5	67	5
E 420	10/96 - 08/97	F	V	<b>142.459</b>	316	28	25,5	46,5	67	5
	with 330 mm Discs	F	V	<b>142.1610</b>	330	32	29,4	46,5	67	5
	10/96 - 08/97	R		<b>142.445</b>	290	10	8,3	53,5	67	5
E 430	09/97 - 03/02	F	V	<b>142.459</b>	316	28	25,5	46,5	67	5
	with 330 mm Discs	F	V	<b>142.1610</b>	330	32	29,4	46,5	67	5
	09/97 - 03/02	R		<b>142.445</b>	290	10	8,3	53,5	67	5
E 430 4-Matic	05/99 - 03/02	F	V	<b>142.459</b>	316	28	25,5	46,5	67	5
	with 330 mm Discs	F	V	<b>142.1610</b>	330	32	29,4	46,5	67	5
E 200 D	06/95 - 08/97	F	V	<b>142.021</b>	288	25	22,4	46,5	67	5
	06/95 - 08/97	R		<b>142.444</b>	278	9	7,3	53,5	67	5
E 220 CDI	04/98 - 03/02	F	V	<b>142.021</b>	288	25	22,4	46,5	67	5
E 220 D	06/95 - 03/02	F	V	<b>142.021</b>	288	25	22,4	46,5	67	5
	06/95 - 03/02	R		<b>142.444</b>	278	9	7,3	53,5	67	5
E 250 D	06/95 - 03/02	F	V	<b>142.021</b>	288	25	22,4	46,5	67	5
	06/95 - 03/02	R		<b>142.444</b>	278	9	7,3	53,5	67	5
E 250 TD	09/97 - 03/02	F	V	<b>142.021</b>	288	25	22,4	46,5	67	5
	09/97 - 03/02	R		<b>142.444</b>	278	9	7,3	53,5	67	5
E 290 TD	01/96 - 03/02	F	V	<b>142.021</b>	288	25	22,4	46,5	67	5
	01/96 - 03/02	R		<b>142.444</b>	278	9	7,3	53,5	67	5
E 300 D	06/95 - 03/02	F	V	<b>142.021</b>	288	25	22,4	46,5	67	5
	06/95 - 03/02	R		<b>142.444</b>	278	9	7,3	53,5	67	5
E 300 TD	10/96 - 03/02	F	V	<b>142.388</b>	300	28	25,4	46,5	67	5
	10/96 - 03/02	R		<b>142.445</b>	290	10	8,3	53,5	67	5
<b>Classe E (W211) 02</b>										
E 200 CGI	11/02 -	F	V	<b>142.386</b>	295	28	25,4	54,5	67	5
E 200 K	11/02 -	F	V	<b>142.386</b>	295	28	25,4	54,5	67	5
E 240	03/02 -	F	V	<b>142.386</b>	295	28	25,4	54,5	67	5
E 240 4-Matic	03/03 -	F	V	<b>142.1242</b>	304	30	27,4	47,5	67	5
E 280	03/05 -	F	V	<b>142.386</b>	295	28	25,4	54,5	67	5
E 280 4-Matic	03/03 -	F	V	<b>142.1242</b>	304	30	27,4	47,5	67	5
E 320	03/02 -	F	V	<b>142.387</b>	312	28	25,4	64	67	5
E 320 4-Matic	03/03 -	F	V	<b>142.1242</b>	304	30	27,4	47,5	67	5
E 350	03/05 -	F	V	<b>142.386</b>	295	28	25,4	54,5	67	5
E 350 4-Matic	03/03 -	F	V	<b>142.1242</b>	304	30	27,4	47,5	67	5
E 500	03/02 - 03/06	F	V	<b>142.014</b>	330	32	30	64,5	67	5
	04/06 -	F	V	<b>142.1611</b>	350	32	30	64,5	67	5
E 200 CDI	07/02 -	F	V	<b>142.386</b>	295	28	25,4	54,5	67	5
E 220 CDI	03/02 -	F	V	<b>142.386</b>	295	28	25,4	54,5	67	5
E 270 CDI	03/02 -	F	V	<b>142.386</b>	295	28	25,4	54,5	67	5
E 320 CDI	11/02 -	F	V	<b>142.387</b>	312	28	25,4	64	67	5
E 400 CDI	03/02 -	F	V	<b>142.014</b>	330	32	30	64,5	67	5
E 420 CDI	01/06 -	F	V	<b>142.1611</b>	350	32	30	64,5	67	5
E 55 AMG	10/02 -	F	V	<b>142.1207</b>	360	36	34	64,5	67	5
	10/02 -	R	V	<b>142.1104</b>	330	26	24	68,3	67	5
All Models	with 330 mm Discs	F	V	<b>142.1246</b>	330	32	29,4	47,5	67	5
	solid Discs	R		<b>142.397</b>	300	10	8,3	65,3	67	5
	vented Discs	R	V	<b>142.158</b>	300	22	19,4	68	67	5



# MERCEDES



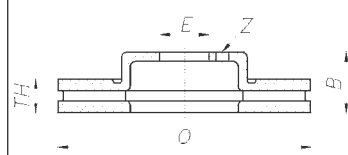
Model	Year	F R	V D	CAR	Ø	TH	min TH	B	E	Z
with 320 mm Discs	11/02 -	R	V	<b>142.1690</b>	320	24	21,4	68,2	67	5
<b>Classe E (W212) 09</b>										
E 200 CGI	08/09 -	F	V	<b>142.1369</b>	322	32	30	64,5	67	5
E 200 NGT	03/11 -	F	V	<b>142.1368</b>	295	28	25,4	64,5	67	5
E 250 CGI	08/09 -	F	V	<b>142.1369</b>	322	32	30	64,5	67	5
E 350 4-Matic	01/09 -	F	V	<b>142.1369</b>	322	32	30	64,5	67	5
E 350 BlueTEC	01/09 -	F	V	<b>142.1369</b>	322	32	30	64,5	67	5
E 350 CGI	01/09 -	F	V	<b>142.1369</b>	322	32	30	64,5	67	5
E 500	01/09 -	F	V	<b>142.014</b>	330	32	30	64,5	67	5
	01/09 -	R	V	<b>142.1104</b>	330	26	24	68,3	67	5
E 500 4-Matic	01/09 -	F	V	<b>142.014</b>	330	32	30	64,5	67	5
	01/09 -	R	V	<b>142.1104</b>	330	26	24	68,3	67	5
E 200 CDI	01/09 -	F	V	<b>142.1368</b>	295	28	25,4	64,5	67	5
E 220 CDI	01/09 -	F	V	<b>142.1368</b>	295	28	25,4	64,5	67	5
E 250 CDI	01/09 -	F	V	<b>142.1368</b>	295	28	25,4	64,5	67	5
E 250 CDI 4-Matic	01/09 -	F	V	<b>142.1368</b>	295	28	25,4	64,5	67	5
E 300 CDI	03/11 -	F	V	<b>142.1369</b>	322	32	30	64,5	67	5
E 350 CDI	01/09 -	F	V	<b>142.1369</b>	322	32	30	64,5	67	5
E 350 CDI 4-Matic	01/09 -	F	V	<b>142.1369</b>	322	32	30	64,5	67	5
E 63 AMG	12/09 -	R	V	<b>142.1104</b>	330	26	24	68,3	67	5
All Models	Sport edition AMG	F	V	<b>142.1437</b>	322	32	30	64,5	67	5
	solid Discs	R		<b>142.397</b>	300	10	8,3	65,3	67	5
	vented Discs	R	V	<b>142.158</b>	300	22	19,4	68	67	5
<b>Classe E Cabriolet (A207) 09</b>										
E 200 CGI	01/10 -	F	V	<b>142.1368</b>	295	28	25,4	64,5	67	5
E 250 CGI	01/10 -	F	V	<b>142.1368</b>	295	28	25,4	64,5	67	5
E 300	01/10 -	F	V	<b>142.1369</b>	322	32	30	64,5	67	5
E 350	04/11 -	F	V	<b>142.1369</b>	322	32	30	64,5	67	5
E 350 CGI	01/10 -	F	V	<b>142.1369</b>	322	32	30	64,5	67	5
E 500	01/10 -	F	V	<b>142.1693</b>	344	32	30	64,5	67	5
E 220 CDI	01/10 -	F	V	<b>142.1368</b>	295	28	25,4	64,5	67	5
E 250 CDI	01/10 -	F	V	<b>142.1369</b>	322	32	30	64,5	67	5
E 350 CDI	01/10 -	F	V	<b>142.1369</b>	322	32	30	64,5	67	5
All Models	Sport edition AMG	F	V	<b>142.1437</b>	322	32	30	64,5	67	5
	solid Discs	R		<b>142.1364</b>	300	10	8,3	57,5	67	5
	vented Discs	R	V	<b>142.1363</b>	300	22	19,4	58	67	5
<b>Classe E Coupe' (C207) 09</b>										
E 200 CGI	01/10 -	F	V	<b>142.1368</b>	295	28	25,4	64,5	67	5
E 250 CGI	01/09 -	F	V	<b>142.1368</b>	295	28	25,4	64,5	67	5
E 300	04/11 -	F	V	<b>142.1369</b>	322	32	30	64,5	67	5
E 350	04/11 -	F	V	<b>142.1369</b>	322	32	30	64,5	67	5
E 350 CGI	01/09 -	F	V	<b>142.1369</b>	322	32	30	64,5	67	5
E 500	01/09 -	F	V	<b>142.1693</b>	344	32	30	64,5	67	5
E 220 CDI	01/10 -	F	V	<b>142.1368</b>	295	28	25,4	64,5	67	5
E 250 CDI	01/09 -	F	V	<b>142.1369</b>	322	32	30	64,5	67	5
E 350 CDI	01/09 -	F	V	<b>142.1369</b>	322	32	30	64,5	67	5
All Models	Sport edition AMG	F	V	<b>142.1437</b>	322	32	30	64,5	67	5
	solid Discs	R		<b>142.1364</b>	300	10	8,3	57,5	67	5
	vented Discs	R	V	<b>142.1363</b>	300	22	19,4	58	67	5
<b>Classe E SW (S124) 93 - 97</b>										
E 200	07/93 - 05/96	F	V	<b>142.466</b> •	284	22	19,4	43,5	67	5
	07/93 - 05/96	R		<b>142.469</b> •	278	9	7,3	56,5	67	5
E 220	07/93 - 05/96	F	V	<b>142.466</b> •	284	22	19,4	43,5	67	5
	07/93 - 05/96	R		<b>142.469</b> •	278	9	7,3	56,5	67	5
E 280	(p. 2,8m)	F	V	<b>142.466</b> •	284	22	19,4	43,5	67	5
	(p. 3,45m)	F	V	<b>142.440</b>	294	25	22,4	49,5	67	5
	(p. 2,8m)	R		<b>142.469</b> •	278	9	7,3	56,5	67	5
	(p. 3,45m)	R		<b>142.445</b>	290	10	8,3	53,5	67	5
E 300 4-Matic	07/93 - 06/96	F	V	<b>142.447</b> •	284	22	19,4	43,5	67	5
	07/93 - 06/96	R		<b>142.469</b> •	278	9	7,3	56,5	67	5
E 320	03/95 - 05/96	F	V	<b>142.388</b>	300	28	25,4	46,5	67	5
	03/95 - 05/96	R		<b>142.445</b>	290	10	8,3	53,5	67	5



www.intercar.org

142 -> HPD for high performance discs

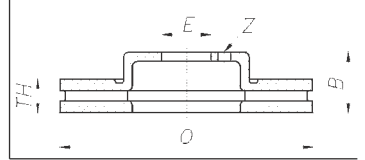
142 -> HPD per dischi freno ad alte prestazioni



Model	Year	F R	V D	CAR	Ø	TH	min TH	B	E	Z	
E 250 D (p. 2,8m) (p. 3,45m)	07/93 - 05/96	F	V	<b>142.465</b> •	284	12	10	46,5	67	5	
	07/93 - 06/96	F	V	<b>142.466</b> •	284	22	19,4	43,5	67	5	
	07/93 - 05/96	R		<b>142.469</b> •	278	9	7,3	56,5	67	5	
E 250 TD	07/93 - 05/96	F	V	<b>142.466</b> •	284	22	19,4	43,5	67	5	
	07/93 - 05/96	R		<b>142.469</b> •	278	9	7,3	56,5	67	5	
E 300 D	07/93 - 05/96	F	V	<b>142.466</b> •	284	22	19,4	43,5	67	5	
	07/93 - 05/96	R		<b>142.469</b> •	278	9	7,3	56,5	67	5	
E 300 TD	07/93 - 06/96	F	V	<b>142.466</b> •	284	22	19,4	43,5	67	5	
	07/93 - 06/95	R		<b>142.469</b> •	278	9	7,3	56,5	67	5	
E 300 TD 4-Matic	07/93 - 06/96	F	V	<b>142.447</b> •	284	22	19,4	43,5	67	5	
	07/93 - 06/96	R		<b>142.469</b> •	278	9	7,3	56,5	67	5	
E 36 AMG	05/94 - 06/96	F	V	<b>142.440</b>	294	25	22,4	49,5	67	5	
	03/95 - 05/96	R		<b>142.445</b>	290	10	8,3	53,5	67	5	
<b>Classe E SW (S210) 96 - 03</b>											
E 200	05/96 - 02/03	F	V	<b>142.021</b>	288	25	22,4	46,5	67	5	
E 200 K	09/97 - 02/03	F	V	<b>142.388</b>	300	28	25,4	46,5	67	5	
E 230	05/96 - 08/97	F	V	<b>142.021</b>	288	25	22,4	46,5	67	5	
E 240 V6	09/97 - 02/03	F	V	<b>142.021</b>	288	25	22,4	46,5	67	5	
	with ESP	09/97 - 02/03	F	V	<b>142.388</b>	300	28	25,4	46,5	67	5
E 280 (p. 3,6m)	10/96 - 02/03	F	V	<b>142.388</b>	300	28	25,4	46,5	67	5	
E 280 4-Matic	10/96 - 02/03	F	V	<b>142.388</b>	300	28	25,4	46,5	67	5	
E 320	10/96 - 02/03	F	V	<b>142.388</b>	300	28	25,4	46,5	67	5	
E 320 4-Matic	06/97 - 02/03	F	V	<b>142.388</b>	300	28	25,4	46,5	67	5	
E 420	10/96 - 08/97	F	V	<b>142.459</b>	316	28	25,5	46,5	67	5	
E 430 T	09/97 - 02/03	F	V	<b>142.459</b>	316	28	25,5	46,5	67	5	
	with 330 mm Discs	09/97 - 02/03	F	V	<b>142.1610</b>	330	32	29,4	46,5	67	5
E 430 T 4-Matic	05/99 - 02/03	F	V	<b>142.1610</b>	330	32	29,4	46,5	67	5	
E 250 D (p. 2,8m) (p. 3,6m)	05/96 - 02/03	F	V	<b>142.021</b>	288	25	22,4	46,5	67	5	
	05/96 - 02/03	F	V	<b>142.388</b>	300	28	25,4	46,5	67	5	
E 250 TD	09/97 - 02/03	F	V	<b>142.021</b>	288	25	22,4	46,5	67	5	
E 270 CDI	07/99 - 02/03	F	V	<b>142.388</b>	300	28	25,4	46,5	67	5	
E 290 TD (p. 2,8m)	05/96 - 02/03	F	V	<b>142.388</b>	300	28	25,4	46,5	67	5	
	05/96 - 02/03	F	V	<b>142.021</b>	288	25	22,4	46,5	67	5	
E 300 TD	10/96 - 02/03	F	V	<b>142.388</b>	300	28	25,4	46,5	67	5	
All Models	10/96 - 02/03	R		<b>142.394</b>	290	12	10,3	56	67	5	
<b>Classe E SW (S211) 03</b>											
E 200 K	03/03 -	F	V	<b>142.386</b>	295	28	25,4	54,5	67	5	
E 240	03/03 -	F	V	<b>142.386</b>	295	28	25,4	54,5	67	5	
E 240 4-Matic	03/03 -	F	V	<b>142.1242</b>	304	30	27,4	47,5	67	5	
E 280	03/03 -	F	V	<b>142.386</b>	295	28	25,4	54,5	67	5	
E 320	03/03 -	F	V	<b>142.387</b>	312	28	25,4	64	67	5	
E 320 4-Matic	03/03 -	F	V	<b>142.1242</b>	304	30	27,4	47,5	67	5	
	03/03 - 03/06	F	V	<b>142.014</b>	330	32	30	64,5	67	5	
	04/06 -	F	V	<b>142.1611</b>	350	32	30	64,5	67	5	
E 220 CDI	03/03 -	F	V	<b>142.386</b>	295	28	25,4	54,5	67	5	
E 270 CDI	03/03 -	F	V	<b>142.386</b>	295	28	25,4	54,5	67	5	
E 280 CDI	03/03 -	F	V	<b>142.387</b>	312	28	25,4	64	67	5	
E 320 CDI	03/03 -	F	V	<b>142.387</b>	312	28	25,4	64	67	5	
E 55 AMG	03/03 -	F	V	<b>142.1207</b>	360	36	34	64,5	67	5	
	10/02 -	R	V	<b>142.1104</b>	330	26	24	68,3	67	5	
All Models	with 330 mm Discs	03/03 -	F	V	<b>142.1246</b>	330	32	29,4	47,5	67	5
	solid Discs	03/03 -	R		<b>142.397</b>	300	10	8,3	65,3	67	5
	vented Discs	03/03 -	R	V	<b>142.158</b>	300	22	19,4	68	67	5
	with 320 mm Discs	03/03 -	R	V	<b>142.1690</b>	320	24	21,4	68,2	67	5
<b>Classe E SW (S212) 09</b>											
E 200 CGI	11/09 -	F	V	<b>142.1368</b>	295	28	25,4	64,5	67	5	
E 250 CGI	11/09 -	F	V	<b>142.1369</b>	322	32	30	64,5	67	5	
E 350	08/09 -	F	V	<b>142.1369</b>	322	32	30	64,5	67	5	
E 350 4-Matic	11/09 -	F	V	<b>142.1369</b>	322	32	30	64,5	67	5	
E 350 CGI	11/09 -	F	V	<b>142.1369</b>	322	32	30	64,5	67	5	
E 500	11/09 -	F	V	<b>142.014</b>	330	32	30	64,5	67	5	
	11/09 -	R	V	<b>142.1104</b>	330	26	24	68,3	67	5	



# MERCEDES



Model	Year	F R	V D	<b>CAR</b>	Ø	TH	min TH	B	E	Z
E 200 CDI	11/09 -	F	V	<b>142.1368</b>	295	28	25,4	64,5	67	5
E 220 CDI	11/09 -	F	V	<b>142.1368</b>	295	28	25,4	64,5	67	5
E 250 CDI	11/09 -	F	V	<b>142.1369</b>	322	32	30	64,5	67	5
E 350 BlueTEC	11/09 -	F	V	<b>142.1369</b>	322	32	30	64,5	67	5
E 350 CDI	11/09 -	F	V	<b>142.1369</b>	322	32	30	64,5	67	5
E 350 CDI 4-Matic	11/09 -	F	V	<b>142.1369</b>	322	32	30	64,5	67	5
All Models	Sport edition AMG	F	V	<b>142.1437</b>	322	32	30	64,5	67	5
	solid Discs	R		<b>142.397</b>	300	10	8,3	65,3	67	5
	vented Discs	R	V	<b>142.158</b>	300	22	19,4	68	67	5
<b>Classe R (W251-V251)</b>										
R 280	01/07 -	F	V	<b>142.1205</b>	330	32	29,4	54,5	67	5
R 280 4-Matic	05/06 -	F	V	<b>142.1205</b>	330	32	29,4	54,5	67	5
R 300	07/09 -	F	V	<b>142.1205</b>	330	32	29,4	54,5	67	5
R 350	01/06 -	F	V	<b>142.1205</b>	330	32	29,4	54,5	67	5
R 350 4-Matic	01/06 -	F	V	<b>142.1205</b>	330	32	29,4	54,5	67	5
R 350 BlueTEC 4-Matic	01/06 -	F	V	<b>142.1205</b>	330	32	29,4	54,5	67	5
R 500	01/06 -	F	V	<b>142.1270</b>	350	32	29,4	54,5	67	5
R 500 4-Matic	01/06 -	F	V	<b>142.1270</b>	350	32	29,4	54,5	67	5
R 280 CDI	01/06 -	F	V	<b>142.1205</b>	330	32	29,4	54,5	67	5
	18" wheels	F	V	<b>142.1270</b>	350	32	29,4	54,5	67	5
R 280 CDI 4-Matic	01/06 -	F	V	<b>142.1205</b>	330	32	29,4	54,5	67	5
R 300 CDI	07/09 -	F	V	<b>142.1205</b>	330	32	29,4	54,5	67	5
R 300 CDI 4-Matic	07/09 -	F	V	<b>142.1205</b>	330	32	29,4	54,5	67	5
R 320 CDI	01/06 -	F	V	<b>142.1205</b>	330	32	29,4	54,5	67	5
R 320 CDI 4-Matic	01/06 -	F	V	<b>142.1205</b>	330	32	29,4	54,5	67	5
R 350 CDI 4-Matic	01/06 -	F	V	<b>142.1205</b>	330	32	29,4	54,5	67	5
R 63 AMG	01/06 -	F	V	<b>142.1270</b>	350	32	29,4	54,5	67	5
All Models	solid Discs	R		<b>142.1243</b>	330	14	11,4	63	67	5
	vented Discs	R	V	<b>142.1271</b>	330	22	19,4	54	67	5
<b>Classe S (W140) 93 - 98</b>										
S 280	07/93 - 08/95	F	V	<b>142.449</b>	320	30	27,4	82	67	5
	09/95 - 10/98	F	V	<b>142.441</b>	320	30	27,5	82	67	5
	07/93 - 10/98	R		<b>142.439</b>	290	12	9,8	55	67	5
S 320	07/93 - 08/95	F	V	<b>142.449</b>	320	30	27,4	82	67	5
	09/95 - 10/98	F	V	<b>142.441</b>	320	30	27,5	82	67	5
	07/93 - 10/98	R		<b>142.439</b>	290	12	9,8	55	67	5
S 320 Manual	07/93 - 10/98	F	V	<b>142.446</b>	310	28	25,4	82	67	5
	07/93 - 10/98	R		<b>142.439</b>	290	12	9,8	55	67	5
S 420	07/93 - 08/95	F	V	<b>142.449</b>	320	30	27,4	82	67	5
	09/95 - 10/98	F	V	<b>142.441</b>	320	30	27,5	82	67	5
	07/93 - 10/98	R	V	<b>142.438</b>	300	22	19,4	55	67	5
S 500	07/93 - 08/95	F	V	<b>142.449</b>	320	30	27,4	82	67	5
	09/95 - 10/98	F	V	<b>142.441</b>	320	30	27,5	82	67	5
	07/93 - 10/98	R	V	<b>142.438</b>	300	22	19,4	55	67	5
S 600	07/93 - 08/95	F	V	<b>142.449</b>	320	30	27,4	82	67	5
	09/95 - 10/98	F	V	<b>142.441</b>	320	30	27,5	82	67	5
	07/93 - 10/98	R	V	<b>142.438</b>	300	22	19,4	55	67	5
S 300 TD	04/96 - 10/98	F	V	<b>142.441</b>	320	30	27,5	82	67	5
	04/96 - 10/98	R		<b>142.439</b>	290	12	9,8	55	67	5
S 350 TD	07/93 - 08/95	F	V	<b>142.449</b>	320	30	27,4	82	67	5
	09/95 - 06/96	F	V	<b>142.441</b>	320	30	27,5	82	67	5
	07/93 - 06/96	R		<b>142.439</b>	290	12	9,8	55	67	5
<b>Classe S (W220) 98 - 05</b>										
S 280	10/98 - 08/05	F	V	<b>142.391</b>	312	28	26	76	67	5
	10/98 - 08/05	R		<b>142.392</b>	300	11	9	58,5	67	5
S 320	10/98 - 08/05	F	V	<b>142.391</b>	312	28	26	76	67	5
	10/98 - 08/05	R		<b>142.392</b>	300	11	9	58,5	67	5
S 430	10/98 - 08/05	F	V	<b>142.390</b>	330	32	30	76	67	5
	10/98 - 08/05	R	V	<b>142.393</b>	300	22	19	58,5	67	5
S 430 4-Matic	09/02 - 08/05	F	V	<b>142.1550</b>	330	32	29,4	47,5	67	5
S 500	10/98 - 08/05	F	V	<b>142.390</b>	330	32	30	76	67	5
	10/98 - 08/05	R	V	<b>142.393</b>	300	22	19	58,5	67	5

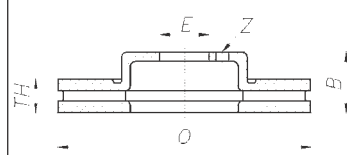


www.intercar.org

142 -> HPD for high performance discs

142 -> HPD per dischi freno ad alte prestazioni

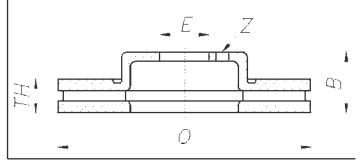




Model	Year	F R	V D	CAR	Ø	TH	min TH	B	E	Z
S 500 4-Matic	09/02 - 08/05	F	V	<b>142.1550</b>	330	32	29,4	47,5	67	5
S 500 L	10/98 - 08/05	F	V	<b>142.275</b>	360	32	30	85	67	5
S 600	10/98 - 08/05	F	V	<b>142.277</b>	345	32	30	76	67	5
	10/98 - 08/05	R	V	<b>142.276</b>	315	22	19,4	59,3	67	5
S 600 CL	10/98 - 08/05	F	V	<b>142.277</b>	345	32	30	76	67	5
	10/98 - 08/05	R	V	<b>142.276</b>	315	22	19,4	59,3	67	5
S 600 L	10/98 - 08/05	F	V	<b>142.275</b>	360	32	30	85	67	5
S 320 CDI	10/98 - 08/05	F	V	<b>142.391</b>	312	28	26	76	67	5
	Sport edition AMG	F	V	<b>142.390</b>	330	32	30	76	67	5
	01/00 - 08/05	R	V	<b>142.392</b>	300	11	9	58,5	67	5
S 400 CDI	06/00 - 08/05	F	V	<b>142.390</b>	330	32	30	76	67	5
	06/00 - 08/05	R	V	<b>142.393</b>	300	22	19	58,5	67	5
S 55 AMG	04/99 - 08/05	F	V	<b>142.1202</b>	360	36	34	76	67	5
	04/99 - 08/05	R	V	<b>142.276</b>	315	22	19,4	59,3	67	5
<b>Classe S (W221) 05</b>										
S 350	10/05 -	F	V	<b>142.1374</b>	335	32	30	64,5	67	5
	10/05 -	R	V	<b>142.1370</b>	300	12	10	58,5	67	5
S 350 4-Matic	02/08 -	F	V	<b>142.1374</b>	335	32	30	64,5	67	5
	02/08 -	R	V	<b>142.1370</b>	300	12	10	58,5	67	5
S 450	10/05 -	F	V	<b>142.1375</b>	350	32	30	64,5	67	5
	10/05 -	R	V	<b>142.1372</b>	320	24	22	58,2	67	5
S 450 4-Matic	12/05 -	F	V	<b>142.1375</b>	350	32	30	64,5	67	5
	12/05 -	R	V	<b>142.1372</b>	320	24	22	58,2	67	5
S 500	10/05 -	F	V	<b>142.1375</b>	350	32	30	64,5	67	5
	10/05 -	R	V	<b>142.1372</b>	320	24	22	58,2	67	5
S 500 4-Matic	10/05 -	F	V	<b>142.1375</b>	350	32	30	64,5	67	5
	10/05 -	R	V	<b>142.1372</b>	320	24	22	58,2	67	5
S 600	12/05 -	F	V	<b>142.1375</b>	350	32	30	64,5	67	5
	Sport edition AMG	F	V	<b>142.1376</b>	360	36	34	64,5	67	5
	12/05 -	R	V	<b>142.1372</b>	320	24	22	58,2	67	5
S 320 CDI	12/05 -	F	V	<b>142.1374</b>	335	32	30	64,5	67	5
	12/05 -	R	V	<b>142.1370</b>	300	12	10	58,5	67	5
S 320 CDI 4-Matic	10/05 -	F	V	<b>142.1374</b>	335	32	30	64,5	67	5
	10/05 -	R	V	<b>142.1370</b>	300	12	10	58,5	67	5
S 420 CDI	12/05 -	F	V	<b>142.1375</b>	350	32	30	64,5	67	5
	12/05 -	R	V	<b>142.1372</b>	320	24	22	58,2	67	5
<b>Classe S Coupe' (C140) 93 - 98</b>										
CL 420	04/94 - 08/95	F	V	<b>142.449</b>	320	30	27,4	82	67	5
	09/95 - 05/96	F	V	<b>142.441</b>	320	30	27,5	82	67	5
	04/94 - 05/96	R	V	<b>142.438</b>	300	22	19,4	55	67	5
CL 500	07/93 - 08/95	F	V	<b>142.449</b>	320	30	27,4	82	67	5
	09/95 - 05/96	F	V	<b>142.441</b>	320	30	27,5	82	67	5
	07/93 - 05/96	R	V	<b>142.438</b>	300	22	19,4	55	67	5
CL 600	07/93 - 08/95	F	V	<b>142.449</b>	320	30	27,4	82	67	5
	09/95 - 05/96	F	V	<b>142.441</b>	320	30	27,5	82	67	5
	07/93 - 05/96	R	V	<b>142.438</b>	300	22	19,4	55	67	5
<b>Classe S Coupe' (C215) 98</b>										
CL 500	03/99 -	F	V	<b>142.390</b>	330	32	30	76	67	5
	03/99 -	R	V	<b>142.1245</b>	300	22	19,4	53,5	67	5
CL 600	03/99 - 08/02	F	V	<b>142.277</b>	345	32	30	76	67	5
	09/02 - 09/05	F	V	<b>142.275</b>	360	32	30	85	67	5
	03/99 -	R	V	<b>142.276</b>	315	22	19,4	59,3	67	5
CL 55 AMG	03/99 - 08/02	F	V	<b>142.277</b>	345	32	30	76	67	5
	09/02 - 09/05	F	V	<b>142.275</b>	360	32	30	85	67	5
	03/99 -	R	V	<b>142.276</b>	315	22	19,4	59,3	67	5
<b>Classe S Coupe' (C216) 06</b>										
CL 500	06/06 -	F	V	<b>142.1375</b>	350	32	30	64,5	67	5
	Sport edition AMG	F	V	<b>142.1374</b>	335	32	30	64,5	67	5
	06/06 -	R	V	<b>142.1372</b>	320	24	22	58,2	67	5
	Sport edition AMG	R	V	<b>142.1370</b>	300	12	10	58,5	67	5
CL 600	05/06 -	F	V	<b>142.1375</b>	350	32	30	64,5	67	5
	Sport edition AMG	F	V	<b>142.1376</b>	360	36	34	64,5	67	5



# MERCEDES



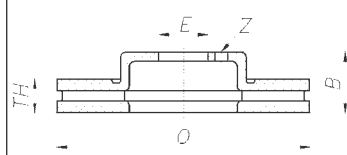
Model	Year	F R	V D	<b>CAR</b>	Ø	TH	min TH	B	E	Z
	05/06 -	R	V	<b>142.1372</b>	320	24	22	58,2	67	5
Sport edition AMG	05/06 -	R	V	<b>142.1371</b>	330	26	23,4	58	67	5
<b>Classe SL (R107)</b>										
280 SL	Ch -7869	F	V	<b>142.461</b> •	278	21,8	19,4	66,2	80	5
	Ch 7870-	F	V	<b>142.462</b> •	278	21,8	19,4	68,2	80	5
	09/74 - 07/85	R		<b>142.457</b> •	279	10	8,3	69,4	67	5
300 SL		F	V	<b>142.466</b> •	284	22	19,4	43,5	67	5
	09/85 - 08/89	R		<b>142.457</b> •	279	10	8,3	69,4	67	5
350 SL	Ch 9600-	F	V	<b>142.461</b> •	278	21,8	19,4	66,2	80	5
	02/71 - 02/80	R		<b>142.457</b> •	279	10	8,3	69,4	67	5
380 SL		F	V	<b>142.462</b> •	278	21,8	19,4	68,2	80	5
	03/80 - 08/85	R		<b>142.457</b> •	279	10	8,3	69,4	67	5
420 SL		F	V	<b>142.466</b> •	284	22	19,4	43,5	67	5
	09/85 - 08/89	R		<b>142.457</b> •	279	10	8,3	69,4	67	5
450 SL	Ch -62584	F	V	<b>142.461</b> •	278	21,8	19,4	66,2	80	5
	Ch 62585-	F	V	<b>142.462</b> •	278	21,8	19,4	68,2	80	5
	03/73 - 09/80	R		<b>142.457</b> •	279	10	8,3	69,4	67	5
500 SL		F	V	<b>142.462</b> •	278	21,8	19,4	68,2	80	5
	05/80 - 08/85	F	V	<b>142.466</b> •	284	22	19,4	43,5	67	5
	09/85 - 08/89	F	V	<b>142.466</b> •	284	22	19,4	43,5	67	5
	05/80 - 08/89	R		<b>142.457</b> •	279	10	8,3	69,4	67	5
<b>Classe SL (R113)</b>										
250 SL		F		<b>142.455</b> •	273	12,6	11	63,3	69,5	5
	11/66 - 01/68	R		<b>142.457</b> •	279	10	8,3	69,4	67	5
280 SL		F		<b>142.455</b> •	273	12,6	11	63,3	69,5	5
	11/67 - 03/71	R		<b>142.457</b> •	279	10	8,3	69,4	67	5
<b>Classe SL (R129) 89 - 93</b>										
300 SL		F	V	<b>142.452</b>	300	28	25,4	45,5	67	5
	06/89 - 07/93	R		<b>142.453</b>	278	9	7,3	58,5	67	5
300 SL 24		F	V	<b>142.452</b>	300	28	25,4	45,5	67	5
	06/89 - 07/93	R		<b>142.453</b>	278	9	7,3	58,5	67	5
500 SL		F	V	<b>142.452</b>	300	28	25,4	45,5	67	5
	06/89 - 07/93	R		<b>142.453</b>	278	9	7,3	58,5	67	5
<b>Classe SL (R129) 93 - 01</b>										
SL 280	Ch -F103936	F	V	<b>142.452</b>	300	28	25,4	45,5	67	5
	Ch F103937-	F	V	<b>142.1093</b>	320	30	27	52	67	5
	06/98 - 12/99	R		<b>142.384</b>	290	10	8	57	67	5
	Ch -F125157	R		<b>142.453</b>	278	9	7,3	58,5	67	5
	Ch F125158-	R	V	<b>142.385</b>	300	22	19,4	58	67	5
SL 320	Ch -F103936	F	V	<b>142.452</b>	300	28	25,4	45,5	67	5
	Ch F103937-	F	V	<b>142.1093</b>	320	30	27	52	67	5
	06/98 - 12/99	R		<b>142.384</b>	290	10	8	57	67	5
	Ch -F125157	R		<b>142.453</b>	278	9	7,3	58,5	67	5
	Ch F125158-	R	V	<b>142.385</b>	300	22	19,4	58	67	5
SL 500	Ch -F103936	F	V	<b>142.452</b>	300	28	25,4	45,5	67	5
	Ch F103937-	F	V	<b>142.1093</b>	320	30	27	52	67	5
	Ch -F103936	R		<b>142.453</b>	278	9	7,3	58,5	67	5
	Ch F103937-	R	V	<b>142.385</b>	300	22	19,4	58	67	5
SL 60 AMG		F	V	<b>142.1103</b>	334	32	30	51,5	67	5
	05/98 - 10/01	F	V	<b>142.452</b>	300	28	25,4	45,5	67	5
	Ch -F103936	F	V	<b>142.452</b>	300	28	25,4	45,5	67	5
	Ch F103937-	F	V	<b>142.1093</b>	320	30	27	52	67	5
	Ch -F103936	R		<b>142.453</b>	278	9	7,3	58,5	67	5
	Ch F103937-	R	V	<b>142.385</b>	300	22	19,4	58	67	5
SL 60 AMG		F	V	<b>142.1103</b>	334	32	30	51,5	67	5
	05/94 -	F	V	<b>142.452</b>	300	28	25,4	45,5	67	5
	Ch -F103936	F	V	<b>142.452</b>	300	28	25,4	45,5	67	5
	Ch F103937-	F	V	<b>142.1093</b>	320	30	27	52	67	5
	Ch -F103936	R		<b>142.453</b>	278	9	7,3	58,5	67	5
	Ch F103937-	R	V	<b>142.385</b>	300	22	19,4	58	67	5
	- 09/98	R	V	<b>142.385</b>	300	22	19,4	58	67	5
<b>Classe SL (R230) 01</b>										
SL 350		F	V	<b>142.1187</b>	312	28	25,4	64	67	5
	03/03 -	R		<b>142.1370</b>	300	12	10	58,5	67	5
SL 500		F	V	<b>142.1203</b>	330	32	30	64,5	67	5
	10/01 -	F	V	<b>142.1375</b>	350	32	30	64,5	67	5
	Sport edition AMG	F	V	<b>142.1375</b>	350	32	30	64,5	67	5
	10/01 -	R	V	<b>142.1244</b>	300	22	19,4	58,3	67	5
SL 600		F	V	<b>142.1207</b>	360	36	34	64,5	67	5
	04/03 -	F	V	<b>142.1207</b>	360	36	34	64,5	67	5
SL 55 AMG		F	V	<b>142.1207</b>	360	36	34	64,5	67	5
	10/01 - 06/02	R	V	<b>142.1105</b>	330	26	24	58,3	67	5
	10/01 - 06/02	R	V	<b>142.1105</b>	330	26	24	58,3	67	5
SL 55 AMG K		F	V	<b>142.1207</b>	360	36	34	64,5	67	5
	06/02 -	F	V	<b>142.1207</b>	360	36	34	64,5	67	5



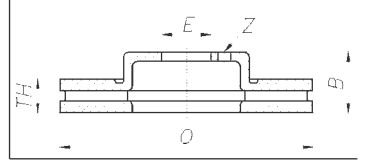
www.intercar.org

142 -> HPD for high performance discs

142 -> HPD per dischi freno ad alte prestazioni



Model	Year	F R	V D	CAR	Ø	TH	min TH	B	E	Z
	06/02 -	R	V	<b>142.1105</b>	330	26	24	58,3	67	5
SL 65 AMG	03/04 -	F	V	<b>142.1207</b>	360	36	34	64,5	67	5
	03/04 -	R	V	<b>142.1105</b>	330	26	24	58,3	67	5
All Models	Sport edition AMG	R	V	<b>142.1679</b>	320	24	22	58,2	67	5
<b>Classe SLC (R107)</b>										
280 SLC Coupe'	Ch -8365	F	V	<b>142.461 •</b>	278	21,8	19,4	66,2	80	5
	Ch 8366-	F	V	<b>142.462 •</b>	278	21,8	19,4	68,2	80	5
	09/74 - 03/80	R		<b>142.457 •</b>	279	10	8,3	69,4	67	5
350 SLC Coupe'	Ch 5716-	F	V	<b>142.461 •</b>	278	21,8	19,4	66,2	80	5
	09/71 - 02/80	R		<b>142.457 •</b>	279	10	8,3	69,4	67	5
380 SLC Coupe'		F	V	<b>142.462 •</b>	278	21,8	19,4	68,2	80	5
	03/80 - 08/81	R		<b>142.457 •</b>	279	10	8,3	69,4	67	5
450 SLC 5.0 Coupe'	Ch -1627	F	V	<b>142.461 •</b>	278	21,8	19,4	66,2	80	5
	Ch 1628-	F	V	<b>142.462 •</b>	278	21,8	19,4	68,2	80	5
	04/78 - 02/80	R		<b>142.457 •</b>	279	10	8,3	69,4	67	5
450 SLC Coupe'	Ch -30280	F	V	<b>142.461 •</b>	278	21,8	19,4	66,2	80	5
	Ch 30281-	F	V	<b>142.462 •</b>	278	21,8	19,4	68,2	80	5
	03/73 - 09/80	R		<b>142.457 •</b>	279	10	8,3	69,4	67	5
500 SLC Coupe'		F	V	<b>142.462 •</b>	278	21,8	19,4	68,2	80	5
	Ch -1627	F	V	<b>142.461 •</b>	278	21,8	19,4	66,2	80	5
	05/78 - 07/81	R		<b>142.457 •</b>	279	10	8,3	69,4	67	5
<b>Classe SLK (R170)</b>										
SLK 200		F	V	<b>142.021</b>	288	25	22,4	46,5	67	5
SLK 200 K		F	V	<b>142.021</b>	288	25	22,4	46,5	67	5
SLK 230 K		F	V	<b>142.021</b>	288	25	22,4	46,5	67	5
SLK 320 K		F	V	<b>142.388</b>	300	28	25,4	46,5	67	5
SLK 32 AMG	with 330 mm Discs	F	V	<b>142.1610</b>	330	32	29,4	46,5	67	5
		R	V	<b>142.1245</b>	300	22	19,4	53,5	67	5
All Models	exc. AMG	R		<b>142.444</b>	278	9	7,3	53,5	67	5
<b>Classe SLK (R171)</b>										
SLK 200 K		F	V	<b>142.021</b>	288	25	22,4	46,5	67	5
	03/04 -	R		<b>142.444</b>	278	9	7,3	53,5	67	5
SLK 280		F	V	<b>142.388</b>	300	28	25,4	46,5	67	5
	01/05 -	R		<b>142.444</b>	278	9	7,3	53,5	67	5
SLK 350		F	V	<b>142.1101</b>	330	28	26	46,5	67	5
	03/04 -	R		<b>142.445</b>	290	10	8,3	53,5	67	5
SLK 55 AMG		F	V	<b>142.1177</b>	345	30	28	46,5	67	5
	03/04 -									
<b>Classe SLK (R172)</b>										
SLK 200		F	V	<b>142.1369</b>	322	32	30	64,5	67	5
SLK 250		F	V	<b>142.1369</b>	322	32	30	64,5	67	5
	02/11 -									
<b>S - SE - SEL - SEB (W108)</b>										
250 S		F		<b>142.455 •</b>	273	12,6	11	63,3	69,5	5
	07/65 - 03/69	R		<b>142.457 •</b>	279	10	8,3	69,4	67	5
250 SE		F		<b>142.455 •</b>	273	12,6	11	63,3	69,5	5
	08/65 - 01/68	R		<b>142.457 •</b>	279	10	8,3	69,4	67	5
280 S	Ch -75175	F		<b>142.455 •</b>	273	12,6	11	63,3	69,5	5
	11/67 -	R		<b>142.457 •</b>	279	10	8,3	69,4	67	5
280 SE	Ch -81818	F		<b>142.455 •</b>	273	12,6	11	63,3	69,5	5
	11/67 -	R		<b>142.457 •</b>	279	10	8,3	69,4	67	5
	03/71 - 08/72	R		<b>142.457 •</b>	279	10	8,3	69,4	67	5
	11/67 - 09/72	R		<b>142.457 •</b>	279	10	8,3	69,4	67	5
280 SEL	Ch -81818	F		<b>142.455 •</b>	273	12,6	11	63,3	69,5	5
	01/68 -	R		<b>142.457 •</b>	279	10	8,3	69,4	67	5
	01/68 - 03/71	R		<b>142.457 •</b>	279	10	8,3	69,4	67	5
280 SEL 3.5		F		<b>142.455 •</b>	273	12,6	11	63,3	69,5	5
	03/71 - 08/72	R		<b>142.457 •</b>	279	10	8,3	69,4	67	5
300 SEB		F		<b>142.455 •</b>	273	12,6	11	63,3	69,5	5
	08/65 - 12/67	R		<b>142.457 •</b>	279	10	8,3	69,4	67	5
<b>Serie G (G460)</b>										
320		F		<b>142.468</b>	303	16	13	83	85	5
350 TD		F		<b>142.468</b>	303	16	13	83	85	5
	02/93 -									
<b>Vaneo (W414)</b>										
1.6		F	V	<b>142.1121</b>	270	22	19,4	35,5	67	5
1.9		F	V	<b>142.1121</b>	270	22	19,4	35,5	67	5
1.7 CDI		F	V	<b>142.1121</b>	270	22	19,4	35,5	67	5
All Models		R		<b>142.279</b>	258	8	7	55,5	67	5



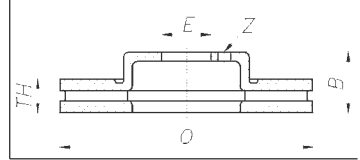
Model	Year	F R	V D	CAR	Ø	TH	min TH	B	E	Z
<b>Viano (BM698)</b>										
V 200	09/96 -	F	V	142.436	276	22	19	60	67	5
V 230	09/96 -	F	V	142.436	276	22	19	60	67	5
V 280	09/97 -	F	V	142.436	276	22	19	60	67	5
V 230 TD	09/96 -	F	V	142.436	276	22	19	60	67	5
All Models	09/97 -	F		142.278	276	18	15	60	67	5
	09/97 -	R		142.437	280	10	8	63,4	67	5
<b>Viano (W639)</b>										
3.0i V6	09/03 -	F	V	142.1099	300	28	25	58,5	67	5
3.2i V6	09/03 -	F	V	142.1099	300	28	25	58,5	67	5
2.0 CDI	09/03 -	F	V	142.1099	300	28	25	58,5	67	5
2.2 CDI	09/03 -	F	V	142.1099	300	28	25	58,5	67	5
All Models	09/03 -	R		142.1100	296	10	8	57,7	67	5
<b>MERCEDES Mpv - Suv - Off road</b>										
<b>Classe G (W460-461)</b>										
200 GE	05/86 - 12/00	F		142.468	303	16	13	83	85	5
230 G	02/79 - 08/85	F		142.468	303	16	13	83	85	5
230 GE	04/82 - 12/00	F		142.468	303	16	13	83	85	5
280 GE	02/79 - 12/00	F		142.468	303	16	13	83	85	5
240 GD	02/79 - 12/00	F		142.468	303	16	13	83	85	5
250 GD	08/87 - 12/00	F		142.468	303	16	13	83	85	5
300 GD	02/79 - 12/00	F		142.468	303	16	13	83	85	5
<b>Classe G (W463)</b>										
G 320	01/01 -	F	V	142.398	315	30	27,4	83	85	5
G 500	01/01 -	F	V	142.398	315	30	27,4	83	85	5
G 270 CDI	01/01 -	F	V	142.398	315	30	27,4	83	85	5
G 300 TD	08/96 -	F	V	142.398	315	30	27,4	83	85	5
G 400 CDI	01/01 -	F	V	142.398	315	30	27,4	83	85	5
G 36 AMG	01/95 -	F	V	142.398	315	30	27,4	83	85	5
G 55 AMG	04/99 -	F	V	142.398	315	30	27,4	83	85	5
<b>Classe GL (X164)</b>										
GL 450	09/06 -	F	V	142.1270	350	32	29,4	54,5	67	5
GL 500	09/06 -	F	V	142.1270	350	32	29,4	54,5	67	5
GL 320 CDI	09/06 -	F	V	142.1270	350	32	29,4	54,5	67	5
GL 420 CDI	09/06 -	F	V	142.1270	350	32	29,4	54,5	67	5
All Models	09/06 -	F	V	142.1484	375	32	29,4	54,5	67	5
	09/06 -	R	V	142.1271	330	22	19,4	54	67	5
<b>Classe GLK (X204)</b>										
GLK 280 4-Matic	06/08 - 06/09	F	V	142.014	330	32	30	64,5	67	5
GLK 300 4-Matic	07/09 -	F	V	142.014	330	32	30	64,5	67	5
GLK 350 4-Matic	06/08 -	F	V	142.014	330	32	30	64,5	67	5
GLK 200 CDI	07/10 -	F	V	142.014	330	32	30	64,5	67	5
GLK 220 CDI	12/08 -	F	V	142.014	330	32	30	64,5	67	5
GLK 220 CDI 4-Matic	12/08 -	F	V	142.014	330	32	30	64,5	67	5
GLK 250 CDI 4-Matic	09/09 -	F	V	142.014	330	32	30	64,5	67	5
GLK 320 CDI 4-Matic	06/08 -	F	V	142.014	330	32	30	64,5	67	5
GLK 350 CDI 4-Matic	07/09 -	F	V	142.014	330	32	30	64,5	67	5
All Models	06/08 -	R	V	142.158	300	22	19,4	68	67	5
<b>Classe M (W163)</b>										
ML 230	03/98 -	F	V	142.428	303	26	23	51,4	67	5
ML 320	03/98 -	F	V	142.428	303	26	23	51,4	67	5
ML 430	03/98 -	F	V	142.395	345	31,9	30	51	67	5
ML 500	03/98 -	F	V	142.395	345	31,9	30	51	67	5
ML 270 CDI	03/98 - 12/01	F	V	142.428	303	26	23	51,4	67	5
		F	V	142.395	345	31,9	30	51	67	5
ML 400 CDI	01/02 -	F	V	142.395	345	31,9	30	51	67	5
ML 55 AMG	03/98 -	F	V	142.395	345	31,9	30	51	67	5
All Models	03/98 -	R		142.389	285	15	13	55,5	67	5
	03/98 -	R		142.396	331	13,9	12,3	55,3	67	5
<b>Classe M (W164)</b>										
ML 350 4-Matic	07/05 -	F	V	142.1205	330	32	29,4	54,5	67	5



www.intercar.org  
 142 -> HPD for high performance discs  
 142 -> HPD per dischi freno ad alte prestazioni



# MERCEDES



Model	Year	F R	V D	<b>CAR</b>	Ø	TH	min TH	B	E	Z
ML 500 4-Matic	07/05 -	F	V	<b>142.1270</b>	350	32	29,4	54,5	67	5
ML 280 CDI 4-Matic	07/05 -	F	V	<b>142.1205</b>	330	32	29,4	54,5	67	5
ML 300 CDI 4-Matic	07/09 -	F	V	<b>142.1205</b>	330	32	29,4	54,5	67	5
ML 320 CDI 4-Matic	07/05 -	F	V	<b>142.1205</b>	330	32	29,4	54,5	67	5
ML 350 CDI 4-Matic	09/09 -	F	V	<b>142.1205</b>	330	32	29,4	54,5	67	5
ML 420 CDI 4-Matic	02/06 -	F	V	<b>142.1270</b>	350	32	29,4	54,5	67	5
ML 450 CDI 4-Matic	09/09 -	F	V	<b>142.1270</b>	350	32	29,4	54,5	67	5
ML 63 AMG 4-Matic	01/06 -	F	V	<b>142.1270</b>	350	32	29,4	54,5	67	5
All Models	solid Discs	09/09 -	R		330	14	11,4	63	67	5
	vented Discs	01/06 -	R	V	<b>142.1271</b>	330	22	19,4	54	67

## MERCEDES Light commercial

### Serie L (BM601)

208		05/77 - 10/95	F		<b>142.460</b>	280	16	13	78,6	88	5
210		05/77 - 10/95	F		<b>142.460</b>	280	16	13	78,6	88	5
207 D		05/77 - 10/95	F		<b>142.460</b>	280	16	13	78,6	88	5
208 D		09/88 - 10/95	F		<b>142.460</b>	280	16	13	78,6	88	5
209 D		05/77 - 10/95	F		<b>142.460</b>	280	16	13	78,6	88	5
210 D		09/88 - 10/95	F		<b>142.460</b>	280	16	13	78,6	88	5

### Serie L (BM602)

308	Ch -A025460	05/77 -	F		<b>142.460</b>	280	16	13	78,6	88	5
	Ch A025461-	- 07/95	F		<b>142.434</b>	280	22	19	78,7	88	5
310	Ch -A025460	05/77 -	F		<b>142.460</b>	280	16	13	78,6	88	5
	Ch A025461-	- 07/95	F		<b>142.434</b>	280	22	19	78,7	88	5
307 D	Ch -A025460	05/77 -	F		<b>142.460</b>	280	16	13	78,6	88	5
	Ch A025461-	- 07/95	F		<b>142.434</b>	280	22	19	78,7	88	5
308 D	Ch -A025460	09/88 -	F		<b>142.460</b>	280	16	13	78,6	88	5
	Ch A025461-	- 07/95	F		<b>142.434</b>	280	22	19	78,7	88	5
309 D	Ch -A025460	05/77 -	F		<b>142.460</b>	280	16	13	78,6	88	5
	Ch A025461-	- 07/95	F		<b>142.434</b>	280	22	19	78,7	88	5
310 D	Ch -A025460	09/88 -	F		<b>142.460</b>	280	16	13	78,6	88	5
	Ch A025461-	- 07/95	F		<b>142.434</b>	280	22	19	78,7	88	5

### Serie L (BM611)

410	Ch -A025460	06/81 -	F		<b>142.460</b>	280	16	13	78,6	88	5
	Ch A025461-	- 07/95	F		<b>142.434</b>	280	22	19	78,7	88	5
407 D	Ch -A025460	06/81 -	F		<b>142.460</b>	280	16	13	78,6	88	5
	Ch A025461-	- 07/95	F		<b>142.434</b>	280	22	19	78,7	88	5
408 D	Ch -A025460	10/88 -	F		<b>142.460</b>	280	16	13	78,6	88	5
	Ch A025461-	- 07/95	F		<b>142.434</b>	280	22	19	78,7	88	5
409 D	Ch -A025460	06/81 -	F		<b>142.460</b>	280	16	13	78,6	88	5
	Ch A025461-	- 07/95	F		<b>142.434</b>	280	22	19	78,7	88	5
410 D	Ch -A025460	11/88 -	F		<b>142.460</b>	280	16	13	78,6	88	5
	Ch A025461-	- 07/95	F		<b>142.434</b>	280	22	19	78,7	88	5

### Serie L (BM667)

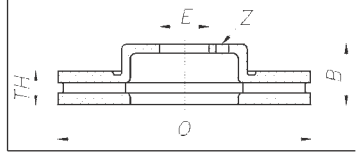
510	Ch -A025460	03/86 -	F		<b>142.460</b>	280	16	13	78,6	88	5
	Ch A025461-	- 07/95	F		<b>142.434</b>	280	22	19	78,7	88	5
507 D	Ch -A025460	03/86 -	F		<b>142.460</b>	280	16	13	78,6	88	5
	Ch A025461-	- 07/95	F		<b>142.434</b>	280	22	19	78,7	88	5
508 D	Ch -A025460	05/90 -	F		<b>142.460</b>	280	16	13	78,6	88	5
	Ch A025461-	- 07/95	F		<b>142.434</b>	280	22	19	78,7	88	5
508 DK	Ch -A025460	05/90 -	F		<b>142.460</b>	280	16	13	78,6	88	5
	Ch A025461-	- 07/95	F		<b>142.434</b>	280	22	19	78,7	88	5

### Serie MB

100 D	solid Discs	09/87 - 10/95	F		<b>142.458</b>	238,5	16	14,5	79	102	5
-------	-------------	---------------	---	--	----------------	-------	----	------	----	-----	---

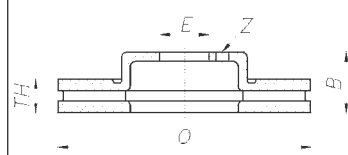
### Sprinter

All Models	2,5 ton.	01/95 -	F	V	<b>142.432</b>	276	22	19	77,2	85	5	
	3,5 ton.	01/95 -	F	V	<b>142.1436</b>	285	22	19	72	85	5	
	4,6 ton.	01/95 -	F	V	<b>142.1436</b>	285	22	19	72	85	5	
	FG-Nr.S482214			F	V	<b>142.432</b>	276	22	19	77,2	85	5
	2,5 ton.	01/95 -	R			<b>142.429</b> •	258	12	10	96,7	85	5
	3,5 ton.	01/95 -	R			<b>142.433</b>	272	16	14	96,7	85	5
4,6 ton.	01/95 -	R	V		<b>142.473</b>	285	22	19	93	120	6	



Model	Year	F R	V D	<b>CAR</b>	Ø	TH	min TH	B	E	Z	
FG-Nr.S161214		<b>R</b>		<b>142.433</b>	272	16	14	96,7	85	5	
<b>Sprinter (BM906) 06</b>											
All Models	06/06 -	<b>F</b>	<b>V</b>	<b>142.1330</b>	300	28	25	68,5	85	6	
3 ton.	06/06 -	<b>R</b>		<b>142.1334</b>	298	16	14	71	85	6	
5 ton.	06/06 -	<b>R</b>	<b>V</b>	<b>142.1331</b>	303	28	25	93	120	6	
<b>Vito I (BM638)</b>											
113	01/96 -	<b>F</b>	<b>V</b>	<b>142.436</b>	276	22	19	60	67	5	
108 D	01/96 -	<b>F</b>	<b>V</b>	<b>142.436</b>	276	22	19	60	67	5	
110 D	01/96 -	<b>F</b>	<b>V</b>	<b>142.436</b>	276	22	19	60	67	5	
All Models	solid Discs	01/96 -	<b>F</b>	<b>142.278</b>	276	18	15	60	67	5	
		01/96 -	<b>R</b>	<b>142.437</b>	280	10	8	63,4	67	5	
<b>Vito II (W639)</b>											
All Models	09/03 -	<b>F</b>	<b>V</b>	<b>142.1099</b>	300	28	25	58,5	67	5	
	09/03 -	<b>R</b>		<b>142.1100</b>	296	10	8	57,7	67	5	
<b>MERCEDES Industrial vehicle</b>											
<b>Actros</b>											
All Models	02/96 -	<b>F</b>	<b>V</b>	<b>150.340</b>	430	45	37	132,5	211,1	10	
	02/96 -	<b>R</b>	<b>V</b>	<b>150.340</b>	430	45	37	132,5	211,1	10	
<b>Actros MP2</b>											
All Models	04/03 -	<b>F</b>	<b>V</b>	<b>150.340</b>	430	45	37	132,5	211,1	10	
	04/03 -	<b>R</b>	<b>V</b>	<b>150.340</b>	430	45	37	132,5	211,1	10	
<b>Atego I</b>											
17,5" wheels	05/98 -	<b>F</b>	<b>V</b>	<b>150.350</b>	335	34	28	102,5	95,6	10	
19,5" wheels	05/98 -	<b>F</b>	<b>V</b>	<b>150.345</b>	377	45	37	134	105,5	14	
17,5" wheels 3,5/4 ton.	05/98 -	<b>R</b>	<b>V</b>	<b>150.290</b>	335	34	28	111	145	8	
17,5" wheels 7 ton.	05/98 -	<b>R</b>	<b>V</b>	<b>150.280</b>	335	34	28	111	152	8	
19,5" wheels	05/98 -	<b>R</b>	<b>V</b>	<b>150.285</b>	377	45	37	138,5	176	8	
7,5 ton.	05/98 -	<b>R</b>	<b>V</b>	<b>150.275</b>	330	34	26	129,5		8	
<b>Atego II</b>											
All Models	05/98 -	<b>F</b>	<b>V</b>	<b>150.340</b>	430	45	37	132,5	211,1	10	
<b>Axor</b>											
All Models	01/02 -	<b>F</b>	<b>V</b>	<b>150.340</b>	430	45	37	132,5	211,1	10	
<b>Econic</b>											
All Models	03/98 -	<b>F</b>	<b>V</b>	<b>150.340</b>	430	45	37	132,5	211,1	10	
<b>Serie L</b>											
510 D	06/85 - 10/96	<b>F</b>	<b>V</b>	<b>150.300</b>	304	30	26	91	118	6	
609 D	06/85 - 10/96	<b>F</b>	<b>V</b>	<b>150.300</b>	304	30	26	91	118	6	
709 D	C 2,3	06/85 - 10/96	<b>F</b>	<b>150.300</b>	304	30	26	91	118	6	
	C 2,5	06/85 - 10/96	<b>F</b>	<b>150.310</b>	324	30	26	91	118	6	
711 D	C 2,3	06/85 - 10/96	<b>F</b>	<b>150.300</b>	304	30	26	91	118	6	
	C 2,5	06/85 - 10/96	<b>F</b>	<b>150.310</b>	324	30	26	91	118	6	
809 D	06/85 - 10/96	<b>F</b>	<b>V</b>	<b>150.310</b>	324	30	26	91	118	6	
811 D	06/85 - 10/96	<b>F</b>	<b>V</b>	<b>150.310</b>	324	30	26	91	118	6	
814 D	06/85 - 10/96	<b>F</b>	<b>V</b>	<b>150.310</b>	324	30	26	91	118	6	
<b>Unimog</b>											
U100 - 1000				<b>150.320</b>	374	22	20,5	21	80,4	10	
U120 - 1300				<b>150.330</b>	380	30	26	68	145	8	
U1300				<b>150.330</b>	380	30	26	68	145	8	
U1300L				<b>150.320</b>	374	22	20,5	21	80,4	10	
U1500				<b>150.330</b>	380	30	26	68	145	8	
U1700L				<b>150.330</b>	380	30	26	68	145	8	
U54 - 90				<b>150.320</b>	374	22	20,5	21	80,4	10	
<b>Vario</b>											
2.9 TD	512D-612D-812D	03/96 -	<b>F</b>	<b>V</b>	<b>150.295</b>	304	30	27	91	118	6
	512D-612D-812D	03/96 -	<b>R</b>	<b>V</b>	<b>150.325</b>	304	30	26	121	157	6
4.3 TDI	614D-714D-814D	03/96 -	<b>F</b>	<b>V</b>	<b>150.305</b>	324	30	27	91	118	6
	614D-714D-814D	03/96 -	<b>R</b>	<b>V</b>	<b>150.335</b>	324	30	26	121	157	6
	814DA	03/96 -	<b>R</b>	<b>V</b>	<b>150.315</b>	324	30	26	120,5	108	6





Model	Year	F R	V D	CAR	Ø	TH	min TH	B	E	Z
-------	------	--------	--------	-----	---	----	-----------	---	---	---

## MERCEDES Bus

### Citaro

All Models	01/98 -	F	V	<b>150.340</b>	430	45	37	132,5	211,1	10
	01/98 -	R	V	<b>150.340</b>	430	45	37	132,5	211,1	10

### Serie O

O-350	02/91 -	F	V	<b>151.300</b>	438	45	41	135	195	10
	02/91 -	R	V	<b>151.300</b>	438	45	41	135	195	10
O-404 10/15R	02/91 -	F	V	<b>151.300</b>	438	45	41	135	195	10
	02/91 -	R	V	<b>151.300</b>	438	45	41	135	195	10
O-560	02/91 -	F	V	<b>151.410</b>	432	45	41	135	194	10

## MERCURY

### Capri

	03/91 -	F	V	<b>142.933</b>	238,5	18	16	31	75	4
	05/70 - 04/78	F		<b>142.256</b> •	244,6	12,7	11,4	27,1	68,3	4
Turbo	03/91 -	F	V	<b>142.939</b>	260	18	16	30,8	75	4

### Merkur

XR4Ti	09/85 - 01/89	F	V	<b>142.267</b> •	260	24,2	22,8	58,1	63,6	4
-------	---------------	---	---	------------------	-----	------	------	------	------	---

### Mystique

	06/95 -	F	V	<b>142.249</b> •	260	24	22,2	47	63,5	4
	06/95 -	R	V	<b>142.248</b> •	253	20	18	43,7	63,5	4

### Tracer

1.8		F	V	<b>142.958</b>	235	22	20	45	55	4
1.8 DOHC	05/91 - 09/96	F	V	<b>142.860</b>	257	22	20	45	55	4
	05/91 - 09/96	R		<b>142.861</b>	250	9	8	34,5	55	4
1.9	02/92 - 06/94	F	V	<b>142.958</b>	235	22	20	45	55	4
1.9 SOHC	06/93 - 09/96	F	V	<b>142.860</b>	257	22	20	45	55	4
GL	02/87 - 05/89	F	V	<b>142.933</b>	238,5	18	16	31	75	4
	06/89 - 12/91	F	V	<b>142.958</b>	235	22	20	45	55	4
L	02/87 - 05/89	F	V	<b>142.933</b>	238,5	18	16	31	75	4
	06/89 - 12/91	F	V	<b>142.958</b>	235	22	20	45	55	4
All Models	10/96 - 12/98	F	V	<b>142.860</b>	257	22	20	45	55	4

### Tracer Wagon

	05/87 - 09/90	F	V	<b>142.933</b>	238,5	18	16	31	75	4
	10/90 - 10/94	F	V	<b>142.958</b>	235	22	20	45	55	4

## MINI by BMW

### Mini (R50-52-53) 01

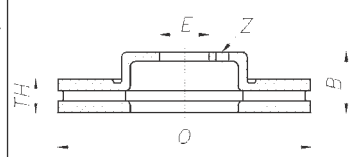
Cooper	05/01 - 09/06	F	V	<b>142.084</b> •	276	22	21	44,2	64,2	4
Cooper S	06/02 - 09/06	F	V	<b>142.084</b> •	276	22	21	44,2	64,2	4
One	05/01 - 09/06	F	V	<b>142.084</b> •	276	22	21	44,2	64,2	4
One D	05/01 - 09/06	F	V	<b>142.084</b> •	276	22	21	44,2	64,2	4
John Cooper Works	11/03 - 11/06	F	V	<b>142.1338</b>	294	22	20	44,2	64,1	4
All Models	05/01 -	R		<b>142.085</b> •	259	10	8,4	44,1	64,2	4
All Models Cabrio	05/01 -	F	V	<b>142.084</b> •	276	22	21	44,2	64,2	4

### Mini (R56-57) 06

Cooper	10/06 -	F	V	<b>142.1223</b>	280	22	20	44,2	64,1	4
Cooper S	10/06 -	F	V	<b>142.1223</b>	280	22	20	44,2	64,1	4
Cooper SD	02/11 -	F	V	<b>142.1223</b>	280	22	20	44,2	64,1	4
One	10/06 -	F	V	<b>142.1223</b>	280	22	20	44,2	64,1	4
Cooper D	10/06 -	F	V	<b>142.1223</b>	280	22	20	44,2	64,1	4
One D	07/10 -	F	V	<b>142.1223</b>	280	22	20	44,2	64,1	4
John Cooper Works	10/06 -	F	V	<b>142.1222</b>	294	22	20	44,2	64,1	4
	optional	F	V	<b>142.1707</b>	294	22	20	44,2	64,1	4
	with 316 mm Discs	F	V	<b>142.1725</b>	316	22	20,4	45	64,1	4
	10/06 -	R		<b>142.1726</b>	280	10	8,4	43,9	64,1	4
All Models	10/06 -	R		<b>142.085</b> •	259	10	8,4	44,1	64,2	4
All Models Cabrio	10/06 -	F	V	<b>142.1223</b>	280	22	20	44,2	64,1	4

### Mini Clubman (R55) 07

Cooper	10/07 -	F	V	<b>142.1223</b>	280	22	20	44,2	64,1	4
Cooper S	10/07 -	F	V	<b>142.1223</b>	280	22	20	44,2	64,1	4



Model	Year	F R	V D	<b>CAR</b>	Ø	TH	min TH	B	E	Z
One	03/10 -	F	V	<b>142.1223</b>	280	22	20	44,2	64,1	4
Cooper D	03/10 -	F	V	<b>142.1223</b>	280	22	20	44,2	64,1	4
Cooper SD	02/11 -	F	V	<b>142.1223</b>	280	22	20	44,2	64,1	4
One D	03/10 -	F	V	<b>142.1223</b>	280	22	20	44,2	64,1	4
John Cooper Works	03/08 -	F	V	<b>142.1222</b>	294	22	20	44,2	64,1	4
optional	03/08 -	F	V	<b>142.1707</b>	294	22	20	44,2	64,1	4
with 316 mm Discs	03/08 -	F	V	<b>142.1725</b>	316	22	20,4	45	64,1	4
	03/08 -	R		<b>142.1726</b>	280	10	8,4	43,9	64,1	4
All Models	03/08 -	R		<b>142.085</b> •	259	10	8,4	44,1	64,2	4
<b>Mini Countryman (R60) 10</b>										
Cooper	06/10 -	F	V	<b>142.1702</b>	294	22	20,4	45,1	79	5
Cooper S	06/10 -	F	V	<b>142.1703</b>	307	24	22,4	45,1	79	5
Cooper S ALL4	06/10 -	F	V	<b>142.1703</b>	307	24	22,4	45,1	79	5
One	06/10 -	F	V	<b>142.1702</b>	294	22	20,4	45,1	79	5
Cooper D	06/10 -	F	V	<b>142.1702</b>	294	22	20,4	45,1	79	5
Cooper D ALL4	06/10 -	F	V	<b>142.1702</b>	294	22	20,4	45,1	79	5
Cooper SD	02/11 -	F	V	<b>142.1702</b>	294	22	20,4	45,1	79	5
Cooper SD ALL4	02/11 -	F	V	<b>142.1702</b>	294	22	20,4	45,1	79	5
One D	06/10 -	F	V	<b>142.1702</b>	294	22	20,4	45,1	79	5
All Models	06/10 -	R		<b>142.1704</b>	280	10	8,4	79	50,2	5
<b>Mini Coupe' (R58) 11</b>										
Cooper	08/11 -	F	V	<b>142.1223</b>	280	22	20	44,2	64,1	4
Cooper S	08/11 -	F	V	<b>142.1222</b>	294	22	20	44,2	64,1	4
	08/11 -	R		<b>142.1726</b>	280	10	8,4	43,9	64,1	4
Cooper SD	08/11 -	F	V	<b>142.1223</b>	280	22	20	44,2	64,1	4
John Cooper Works	08/11 -	F	V	<b>142.1222</b>	294	22	20	44,2	64,1	4
optional	08/11 -	F	V	<b>142.1707</b>	294	22	20	44,2	64,1	4
with 316 mm Discs	08/11 -	F	V	<b>142.1725</b>	316	22	20,4	45	64,1	4
	08/11 -	R		<b>142.1726</b>	280	10	8,4	43,9	64,1	4
All Models	08/11 -	R		<b>142.085</b> •	259	10	8,4	44,1	64,2	4

**MITSUBISHI****3000 GT**

3.0 V6	with ABS	02/90 - 12/93	F	V	<b>142.832</b> •	276	24	22,4	45,2	69	5
	without ABS	02/90 - 12/93	F	V	<b>142.834</b> •	276	24	22,4	45,2	69	5
		02/90 - 12/93	R	V	<b>142.837</b>	266	18	16,4	65,5	90	5
3.0 V6 24V Turbo 4WD	Z16A	05/93 -	F	V	<b>142.833</b>	296	30	28,4	45	69	5
	Z16A with ABS	05/93 - 06/99	F	V	<b>142.272</b>	313	30	28	45	69	5
	Z16A	05/93 -	R	V	<b>142.838</b> •	284	20	18,4	52,8	90	5
3.0 V6 4WD	Z16A	02/90 - 12/93	F	V	<b>142.833</b>	296	30	28,4	45	69	5
	Z16A	02/90 - 12/93	R	V	<b>142.838</b> •	284	20	18,4	52,8	90	5

**Carisma**

1.6 16V	DA1	06/95 - 10/99	F	V	<b>142.870</b>	236	18	16,4	45	64	4
	DA1	11/99 -	F	V	<b>142.670</b> •	256	24	21,5	45,5	69	4
	DA1	06/95 - 10/99	R		<b>142.271</b>	236	10	8,4	41	64	4
1.8 16V	DA2	06/95 - 10/99	F	V	<b>142.670</b> •	256	24	21,5	45,5	69	4
	DA2	06/95 -	R		<b>142.673</b>	260	10	8,4	41	90	4
1.8 16V GDI	DA2	06/95 - 10/99	F	V	<b>142.670</b> •	256	24	21,5	45,5	69	4
	DA2	06/95 -	R		<b>142.673</b>	260	10	8,4	41	90	4
1.9 TDI	DA4	02/96 - 10/99	F	V	<b>142.870</b>	236	18	16,4	45	64	4
	DA4	11/99 -	F	V	<b>142.670</b> •	256	24	21,5	45,5	69	4
	DA4	02/96 - 10/99	R		<b>142.271</b>	236	10	8,4	41	64	4
All Models	with 281 mm Discs	07/95 - 06/06	F	V	<b>142.671</b> •	281	24	21,5	45,5	69	4

**Colt I/II (A15\_A-C1\_A) 79 - 88**

1.2	A151/155	01/79 - 12/84	F		<b>142.960</b> •	229	13	11,4	39,5	86,5	4
	C15A	01/84 - 06/88	F		<b>142.886</b>	243	13	11,4	34	86	4
1.3	C11A	01/84 - 06/88	F		<b>142.886</b>	243	13	11,4	34	86	4
1.4	A152/153/156/157	01/79 - 12/84	F		<b>142.960</b> •	229	13	11,4	39,5	86,5	4
1.4 Turbo	A152	01/82 - 12/84	F	V	<b>142.945</b>	242	18	16,4	34	86	4
1.5	C12A	01/84 - 02/89	F		<b>142.886</b>	243	13	11,4	34	86	4
1.6	A152/153/156/157	01/79 - 12/84	F		<b>142.960</b> •	229	13	11,4	39,5	86,5	4
1.6i Turbo	C13A	01/84 - 06/88	F	V	<b>142.945</b>	242	18	16,4	34	86	4



www.intercar.org

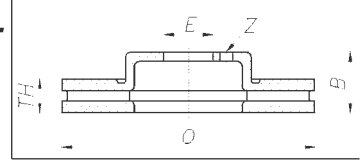
142 -&gt; HPD for high performance discs

142 -&gt; HPD per dischi freno ad alte prestazioni





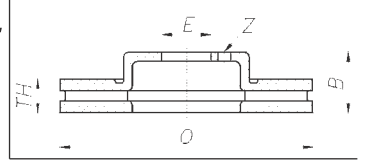
# MITSUBISHI



Model	Year	F R	V D	CAR	Ø	TH	min TH	B	E	Z	
1.8 D	C14A	01/84 - 06/88	F	V	<b>142.945</b>	242	18	16,4	34	86	4
<b>Colt III (C5_A) 89 - 92</b>											
1.2	C65A	04/88 - 05/90	F		<b>142.886</b>	243	13	11,4	34	86	4
1.3	C51A solid Discs	06/90 - 01/92	F		<b>142.847</b>	234	13	11,4	34	86	4
	C51A with electr. carb.	04/88 - 05/90	F	V	<b>142.945</b>	242	18	16,4	34	86	4
	C51A without electr. carb.	04/88 - 05/90	F		<b>142.886</b>	243	13	11,4	34	86	4
	C51V	04/88 - 05/90	F		<b>142.886</b>	243	13	11,4	34	86	4
1.3 EL	C61A	04/88 - 05/90	F		<b>142.886</b>	243	13	11,4	34	86	4
1.3 GL	C61A with electr. carb.	04/88 - 05/90	F	V	<b>142.945</b>	242	18	16,4	34	86	4
	C61A without electr. carb.	04/88 - 05/90	F		<b>142.886</b>	243	13	11,4	34	86	4
1.5	C52A	04/88 - 05/90	F		<b>142.886</b>	243	13	11,4	34	86	4
	C62A 4 doors	04/88 - 05/90	F		<b>142.886</b>	243	13	11,4	34	86	4
	C62A 5 doors	04/88 - 05/90	F	V	<b>142.945</b>	242	18	16,4	34	86	4
1.5i	C52A solid Discs	06/90 - 01/92	F		<b>142.847</b>	234	13	11,4	34	86	4
1.6i 16V GTI	C53A	04/88 - 06/93	R		<b>142.831</b>	265	10	8,4	49	90	4
1.8 4WD	C77A	05/89 - 05/90	F	V	<b>142.945</b>	242	18	16,4	34	86	4
1.8i 16V GTI	C58A	04/88 - 06/93	R		<b>142.831</b>	265	10	8,4	49	90	4
1.8 D	C54A	04/88 - 05/90	F	V	<b>142.945</b>	242	18	16,4	34	86	4
	C64A	04/88 - 05/90	F	V	<b>142.945</b>	242	18	16,4	34	86	4
<b>Colt IV (CA_A) 92 - 95</b>											
1.3	C51A	02/90 - 01/92	F	V	<b>142.841</b>	236	18	16,4	34	86	4
1.3i 12V	CA1A	02/92 - 11/95	F		<b>142.869</b>	234	13	11,4	45	64	4
	CC	02/92 - 11/95	F		<b>142.869</b>	234	13	11,4	45	64	4
	CA1A	02/92 - 11/95	R		<b>142.271</b>	236	10	8,4	41	64	4
1.5i	C52A vented Discs	02/90 - 01/92	F	V	<b>142.841</b>	236	18	16,4	34	86	4
1.6i 16V	CA4A	02/92 - 11/95	F	V	<b>142.870</b>	236	18	16,4	45	64	4
	CC4A	02/92 - 11/95	F	V	<b>142.870</b>	236	18	16,4	45	64	4
	CA4A-CC4A-CJ4A	02/92 - 11/95	R		<b>142.271</b>	236	10	8,4	41	64	4
1.8 D	C54A	02/90 - 01/92	F	V	<b>142.841</b>	236	18	16,4	34	86	4
<b>Colt V (CJ_A) 95</b>											
1.3i 12V	CJ	12/95 -	F	V	<b>142.870</b>	236	18	16,4	45	64	4
1.5i	CJ	12/95 -	F	V	<b>142.870</b>	236	18	16,4	45	64	4
1.6i 16V	66 Kw CJ4A	12/95 -	F	V	<b>142.870</b>	236	18	16,4	45	64	4
<b>Colt VI (Z_) 04</b>											
1.1/CZ3		10/04 -	F	V	<b>142.1011</b>	256	24	21,5	45,5	69	4
1.3/CZ3		06/04 -	F	V	<b>142.1011</b>	256	24	21,5	45,5	69	4
1.5 CZT/CZ3		03/05 -	F	V	<b>142.1551</b>	281	25,8	23,5	46,5	69	4
1.5 DI-D/CZ3		08/04 -	F	V	<b>142.1011</b>	256	24	21,5	45,5	69	4
1.5/CZ3		06/04 -	F	V	<b>142.1011</b>	256	24	21,5	45,5	69	4
All Models		06/04 -	R		<b>142.1012</b>	250	10	8	38,5	69	4
<b>Colt VII (CZ_) 08</b>											
1.1		09/08 -	F	V	<b>142.1011</b>	256	24	21,5	45,5	69	4
1.3		09/08 -	F	V	<b>142.1011</b>	256	24	21,5	45,5	69	4
1.5		09/08 -	F	V	<b>142.1011</b>	256	24	21,5	45,5	69	4
1.5 Ralliart		09/08 -	F	V	<b>142.1551</b>	281	25,8	23,5	46,5	69	4
All Models		09/08 -	R		<b>142.1012</b>	250	10	8	38,5	69	4
<b>Colt CZC (RG) 06</b>											
1.5 16V		05/06 -	F	V	<b>142.1011</b>	256	24	21,5	45,5	69	4
1.5 16V Turbo		05/06 -	F	V	<b>142.1011</b>	256	24	21,5	45,5	69	4
1.5 16V Turbo Cabriolet		05/06 -	F	V	<b>142.1551</b>	281	25,8	23,5	46,5	69	4
All Models		05/06 -	R		<b>142.1012</b>	250	10	8	38,5	69	4
<b>Cordia</b>											
1.6	A212A	02/82 - 10/86	F		<b>142.886</b>	243	13	11,4	34	86	4
1.6 Turbo	A212A	04/83 - 10/85	F	V	<b>142.945</b>	242	18	16,4	34	86	4
1.8	A215A	01/84 - 10/86	F		<b>142.886</b>	243	13	11,4	34	86	4
1.8 4WD	A217	01/84 - 10/86	F	V	<b>142.844</b>	266,5	24	22,4	45,3	69	4
<b>Eclipse</b>											
1.8i	D21A	02/91 - 06/96	F	V	<b>142.835</b> •	256	24	22,4	45	69	5
2.0i 16V	D22A with ABS	03/89 - 06/96	F	V	<b>142.835</b> •	256	24	22,4	45	69	5
	D22A without ABS	02/91 - 06/96	F	V	<b>142.835</b> •	256	24	22,4	45	69	5
2.0i Turbo	with ABS	03/89 - 06/96	F	V	<b>142.835</b> •	256	24	22,4	45	69	5
2.0i Turbo 4WD		02/93 - 06/96	F	V	<b>142.832</b> •	276	24	22,4	45,2	69	5



# MITSUBISHI



Model	Year	F R	V D	<b>CAR</b>	Ø	TH	min TH	B	E	Z
2000 GS/GT	12/95 - 04/99	F	V	<b>142.835</b> •	256	24	22,4	45	69	5
All Models	03/89 - 06/96	R		<b>142.836</b>	265	10	8,4	49	90	5
<b>Galant II</b>										
2.0	A163/164	F		<b>142.940</b> •	255	12,5	11	27,3	80	4
2.0 Turbo	A164	F		<b>142.940</b> •	255	12,5	11	27,3	80	4
2.3 TD	A167	F		<b>142.940</b> •	255	12,5	11	27,3	80	4
<b>Galant III</b>										
1.6	E11A	F	V	<b>142.945</b>	242	18	16,4	34	86	4
2.0	E15A	F	V	<b>142.844</b>	266,5	24	22,4	45,3	69	4
2.0i	E15A	F	V	<b>142.844</b>	266,5	24	22,4	45,3	69	4
2.0i Turbo	E15A	F	V	<b>142.844</b>	266,5	24	22,4	45,3	69	4
2.4i	E16A	F	V	<b>142.844</b>	266,5	24	22,4	45,3	69	4
1.8 TD	E14A	F	V	<b>142.844</b>	266,5	24	22,4	45,3	69	4
<b>Galant IV</b>										
1.8	E32A with 256 mm Discs	F	V	<b>142.839</b>	256	24	22,4	45,1	69	4
	E32A with 266 mm Discs	F	V	<b>142.844</b>	266,5	24	22,4	45,3	69	4
1.8i	E32A with 256 mm Discs	F	V	<b>142.839</b>	256	24	22,4	45,1	69	4
	E32A with 266 mm Discs	F	V	<b>142.844</b>	266,5	24	22,4	45,3	69	4
2.0i 16V GTI	E33A	F	V	<b>142.844</b>	266,5	24	22,4	45,3	69	4
	E33A	R		<b>142.831</b>	265	10	8,4	49	90	4
2.0i 16V GTI 4WD/4WS	E39A	F	V	<b>142.844</b>	266,5	24	22,4	45,3	69	4
	E39A	R		<b>142.831</b>	265	10	8,4	49	90	4
2.0i 4WD	E38A	F	V	<b>142.844</b>	266,5	24	22,4	45,3	69	4
	E38A	R		<b>142.831</b>	265	10	8,4	49	90	4
1.8 TD	E34A with 256 mm Discs	F	V	<b>142.839</b>	256	24	22,4	45,1	69	4
	E34A with 266 mm Discs	F	V	<b>142.844</b>	266,5	24	22,4	45,3	69	4
<b>Galant V</b>										
1.8i 16V	E52A	F	V	<b>142.839</b>	256	24	22,4	45,1	69	4
2.0i 16V GTI	E54A	F	V	<b>142.839</b>	256	24	22,4	45,1	69	4
2.0i 16V GTI 4WD/4WS	E55A-E57A	F	V	<b>142.839</b>	256	24	22,4	45,1	69	4
2.0i 4WD	E75A	F	V	<b>142.839</b>	256	24	22,4	45,1	69	4
<b>Galant VI</b>										
2.0i 16V	EA2A	F	V	<b>142.670</b> •	256	24	21,5	45,5	69	4
	EC5	F	V	<b>142.399</b>	276	24	22,4	45,2	69	4
	EA2A	R		<b>142.1005</b>	262	10	8,4	60	90	4
2.5i V6 24V	EA2W-EA5K	F	V	<b>142.399</b>	276	24	22,4	45,2	69	4
	EA5A	F	V	<b>142.670</b> •	256	24	21,5	45,5	69	4
	EA5A	R		<b>142.1005</b>	262	10	8,4	60	90	4
2.0 TD	EA6A	F	V	<b>142.670</b> •	256	24	21,5	45,5	69	4
	EA6A	R		<b>142.1005</b>	262	10	8,4	60	90	4
2.4 GDI		F	V	<b>142.399</b>	276	24	22,4	45,2	69	4
All Models		F	V	<b>142.1247</b>	276	26	24,4	45,5	69	4
<b>Galant H.Back</b>										
1.8i	E32A	F	V	<b>142.839</b>	256	24	22,4	45,1	69	4
	E32A	F	V	<b>142.844</b>	266,5	24	22,4	45,3	69	4
	E32A	R		<b>142.831</b>	265	10	8,4	49	90	4
2.0	E33A-E38A	F	V	<b>142.839</b>	256	24	22,4	45,1	69	4
	E33A-E38A	F	V	<b>142.844</b>	266,5	24	22,4	45,3	69	4
	E33A-E38A	R		<b>142.831</b>	265	10	8,4	49	90	4
2.0 16V	E55	F	V	<b>142.839</b>	256	24	22,4	45,1	69	4
2.0 4WD/4WS	E39A	F	V	<b>142.839</b>	256	24	22,4	45,1	69	4
	E39A	F	V	<b>142.844</b>	266,5	24	22,4	45,3	69	4
	E39A	R		<b>142.831</b>	265	10	8,4	49	90	4
2.0 V6 24V	E54	F	V	<b>142.839</b>	256	24	22,4	45,1	69	4
1.8 TD	E34A	F	V	<b>142.839</b>	256	24	22,4	45,1	69	4
	E34A	F	V	<b>142.844</b>	266,5	24	22,4	45,3	69	4
	E34A	R		<b>142.831</b>	265	10	8,4	49	90	4
2.0 TD		F	V	<b>142.839</b>	256	24	22,4	45,1	69	4
<b>Galant Wagon</b>										
1.6	A161V	F		<b>142.940</b> •	255	12,5	11	27,3	80	4
2.0	A123V	F		<b>142.940</b> •	255	12,5	11	27,3	80	4
2.0 16V	EA2W	F	V	<b>142.670</b> •	256	24	21,5	45,5	69	4



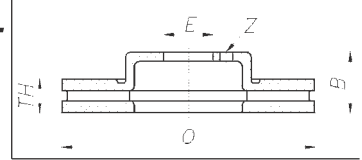
www.intercar.org

142 -> HPD for high performance discs

142 -> HPD per dischi freno ad alte prestazioni



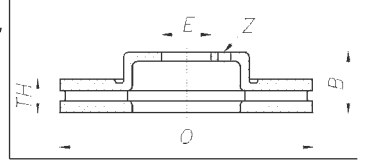
# MITSUBISHI



Model		Year	F R	V D	<b>CAR</b>	Ø	TH	min TH	B	E	Z
2.0i 16V	EA2Y-EA2W	08/98 - 07/01	F	V	<b>142.399</b>	276	24	22,4	45,2	69	4
2.5i V6 24V	EA5W	05/97 -	F	V	<b>142.670</b> •	256	24	21,5	45,5	69	4
2.0 TD	EA6W	05/97 -	F	V	<b>142.670</b> •	256	24	21,5	45,5	69	4
2.3 TD	A167V	11/80 - 10/85	F		<b>142.940</b> •	255	12,5	11	27,3	80	4
2.4 GDI		02/99 - 07/01	F	V	<b>142.399</b>	276	24	22,4	45,2	69	4
All Models		07/01 -	F	V	<b>142.1247</b>	276	26	24,4	45,5	69	4
<b>Grandis</b>											
2.4i 16V		04/04 -	F	V	<b>142.1350</b>	290	26	24,4	45,8	69	5
2.0 DI-D		09/05 -	F	V	<b>142.1350</b>	290	26	24,4	45,8	69	5
All Models		04/04 -	R		<b>142.1351</b>	302	10	8,4	60,4	69	5
<b>Lancer II/F 80 - 84</b>											
1.2	A171	03/83 - 01/84	F		<b>142.960</b> •	229	13	11,4	39,5	86,5	4
1.4	A172	03/83 - 01/84	F		<b>142.960</b> •	229	13	11,4	39,5	86,5	4
1.4 Turbo		03/83 - 01/84	F		<b>142.960</b> •	229	13	11,4	39,5	86,5	4
2.0 Turbo	A176 solid Discs	02/81 - 05/83	F		<b>142.940</b> •	255	12,5	11	27,3	80	4
<b>Lancer III 84 - 88</b>											
1.2	C15A	01/84 - 06/88	F		<b>142.886</b>	243	13	11,4	34	86	4
1.3	C11A	01/84 - 06/88	F		<b>142.886</b>	243	13	11,4	34	86	4
1.5	C12A	01/84 - 02/89	F		<b>142.886</b>	243	13	11,4	34	86	4
1.6i Turbo	C13A	01/84 - 06/88	F	V	<b>142.945</b>	242	18	16,4	34	86	4
1.8 D	C14A	01/84 - 06/88	F	V	<b>142.945</b>	242	18	16,4	34	86	4
<b>Lancer IV 88 - 92</b>											
1.2	C65A	04/88 - 05/90	F		<b>142.886</b>	243	13	11,4	34	86	4
1.3	C51A with electr. carb.	04/88 - 05/90	F	V	<b>142.945</b>	242	18	16,4	34	86	4
	C51A without electr. carb.	04/88 - 05/90	F		<b>142.886</b>	243	13	11,4	34	86	4
	C51V	04/88 - 05/90	F		<b>142.886</b>	243	13	11,4	34	86	4
	C61A solid Discs	06/90 - 01/92	F		<b>142.847</b>	234	13	11,4	34	86	4
1.3 EL	C61A	04/88 - 05/90	F		<b>142.886</b>	243	13	11,4	34	86	4
1.3 GL	C61A with electr. carb.	04/88 - 05/90	F	V	<b>142.945</b>	242	18	16,4	34	86	4
	C61A without electr. carb.	04/88 - 05/90	F		<b>142.886</b>	243	13	11,4	34	86	4
1.5	C52A	04/88 - 05/90	F		<b>142.886</b>	243	13	11,4	34	86	4
	C62A 4 doors	04/88 - 05/90	F		<b>142.886</b>	243	13	11,4	34	86	4
	C62A 5 doors	04/88 - 05/90	F	V	<b>142.945</b>	242	18	16,4	34	86	4
1.5i	C52A	04/88 - 05/90	F	V	<b>142.945</b>	242	18	16,4	34	86	4
	C62A solid Discs	06/90 - 01/92	F		<b>142.847</b>	234	13	11,4	34	86	4
1.6i 16V GTI	C68A	03/88 - 03/92	R		<b>142.831</b>	265	10	8,4	49	90	4
1.6i 4WD	C66A	03/88 - 05/93	R		<b>142.831</b>	265	10	8,4	49	90	4
1.8 4WD	C77A	05/89 - 05/90	F	V	<b>142.945</b>	242	18	16,4	34	86	4
1.8i 16V GTI	C68A	03/88 - 03/92	R		<b>142.831</b>	265	10	8,4	49	90	4
1.8 D	C54A-C64A	04/88 - 05/90	F	V	<b>142.945</b>	242	18	16,4	34	86	4
<b>Lancer V 92 - 95</b>											
1.3	C61A	02/90 - 01/92	F	V	<b>142.841</b>	236	18	16,4	34	86	4
1.3i	CB-CD	04/92 - 11/95	F		<b>142.869</b>	234	13	11,4	45	64	4
	CB	04/92 - 11/95	R		<b>142.271</b>	236	10	8,4	41	64	4
1.5i	C62A vented Discs	02/90 - 01/92	F	V	<b>142.841</b>	236	18	16,4	34	86	4
1.6i	CB-CD	04/92 - 11/95	F	V	<b>142.870</b>	236	18	16,4	45	64	4
	CB-CD	04/92 - 11/95	R		<b>142.271</b>	236	10	8,4	41	64	4
1.6i 4WD	C66A-C76A	02/90 - 01/92	F	V	<b>142.841</b>	236	18	16,4	34	86	4
1.8i 4WD	C77A	02/90 - 01/92	F	V	<b>142.841</b>	236	18	16,4	34	86	4
1.8 D	C64A	02/90 - 01/92	F	V	<b>142.841</b>	236	18	16,4	34	86	4
2.0 D	CB-CD	04/92 - 11/95	F	V	<b>142.870</b>	236	18	16,4	45	64	4
	CB-CD	04/92 - 11/95	R		<b>142.271</b>	236	10	8,4	41	64	4
<b>Lancer VI 95</b>											
1.3i 12V	CK1A	12/95 -	F	V	<b>142.870</b>	236	18	16,4	45	64	4
1.5i 16V	CK2A	12/95 -	F	V	<b>142.870</b>	236	18	16,4	45	64	4
1.6i 16V	CK	12/95 -	F	V	<b>142.870</b>	236	18	16,4	45	64	4
2.0 Turbo	CP9A	01/98 -	F	V	<b>142.373</b>	320	32	29,8	43,5	69	5
<b>Lancer VII 03</b>											
1.3		09/03 -	F	V	<b>142.1247</b>	276	26	24,4	45,5	69	4
1.6		09/03 -	F	V	<b>142.1247</b>	276	26	24,4	45,5	69	4
2.0		12/03 -	F	V	<b>142.1247</b>	276	26	24,4	45,5	69	4
All Models		09/03 -	R		<b>142.1651</b>	262	10	8,4	60,1	90	5



# MITSUBISHI



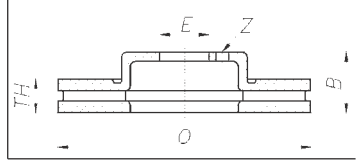
Model	Year	F R	V D	CAR	Ø	TH	min TH	B	E	Z	
<b>Lancer VIII (CY/Z_A) 08</b>											
1.5	06/08 -	F	V	<b>142.1508</b>	276	26	24	46	69	5	
1.6	05/10 -	F	V	<b>142.1508</b>	276	26	24	46	69	5	
1.8	06/08 -	F	V	<b>142.1508</b>	276	26	24	46	69	5	
1.8 DI-D	05/10 -	F	V	<b>142.1508</b>	276	26	24	46	69	5	
2.0 DI-D	06/08 -	F	V	<b>142.1508</b>	276	26	24	46	69	5	
All Models	06/08 -	R		<b>142.1648</b>	262	10	8	60	79,5	5	
<b>Lancer VIII Sportback (CX_A) 08</b>											
1.5	06/08 -	F	V	<b>142.1508</b>	276	26	24	46	69	5	
1.6	05/10 -	F	V	<b>142.1508</b>	276	26	24	46	69	5	
1.8	06/08 -	F	V	<b>142.1508</b>	276	26	24	46	69	5	
2.0 Ralliart	10/08 -	F	V	<b>142.1508</b>	276	26	24	46	69	5	
1.8 DI-D	05/10 -	F	V	<b>142.1508</b>	276	26	24	46	69	5	
2.0 DI-D	06/08 -	F	V	<b>142.1508</b>	276	26	24	46	69	5	
All Models	06/08 -	R		<b>142.1648</b>	262	10	8	60	79,5	5	
<b>Lancer EVO</b>											
Evolution Serie V		F	V	<b>142.373</b>	320	32	29,8	43,5	69	5	
Evolution Serie VI		F	V	<b>142.373</b>	320	32	29,8	43,5	69	5	
Evolution Serie VII		F	V	<b>142.373</b>	320	32	29,8	43,5	69	5	
Evolution Serie VIII		F	V	<b>142.373</b>	320	32	29,8	43,5	69	5	
	CZ4A	R	V	<b>142.1683</b>	330	22	20	58,3	80	5	
Evolution Serie VIII Gravel	ground	F	V	<b>142.1080</b>	276	24	22,4	45,2	69	5	
All Models		R	V	<b>142.1010</b>	300	22	20,4	58	90	5	
<b>Lancer SW</b>											
1.3	C12V	06/90 - 01/92	F		<b>142.847</b>	234	13	11,4	34	86	4
1.5	C12V	07/85 - 05/90	F		<b>142.886</b>	243	13	11,4	34	86	4
	C12V Mod. LKJL6	03/88 - 05/90	F	V	<b>142.945</b>	242	18	16,4	34	86	4
	C12V Mod. LNLDL6	03/88 - 05/90	F	V	<b>142.945</b>	242	18	16,4	34	86	4
1.6		09/03 -	F	V	<b>142.1247</b>	276	26	24,4	45,5	69	4
1.6 16V	CB4W	06/92 - 10/97	F	V	<b>142.870</b>	236	18	16,4	45	64	4
	CD4W	08/97 -	F	V	<b>142.670</b> •	256	24	21,5	45,5	69	4
	CB4W	06/92 - 10/97	R		<b>142.271</b>	236	10	8,4	41	64	4
1.8 4WD	C37V	06/90 - 12/92	F	V	<b>142.841</b>	236	18	16,4	34	86	4
	C37V	11/86 - 05/90	F	V	<b>142.945</b>	242	18	16,4	34	86	4
2.0		09/03 -	F	V	<b>142.1247</b>	276	26	24,4	45,5	69	4
1.6i 4WD	CD4W	06/92 - 10/97	F	V	<b>142.839</b>	256	24	22,4	45,1	69	4
1.8 D	C14V	06/90 - 12/92	F	V	<b>142.841</b>	236	18	16,4	34	86	4
	C14V	07/85 - 05/90	F	V	<b>142.945</b>	242	18	16,4	34	86	4
2.0 D	CB8V	06/92 - 10/97	F	V	<b>142.870</b>	236	18	16,4	45	64	4
	CB8V	06/92 - 10/97	R		<b>142.271</b>	236	10	8,4	41	64	4
<b>Mirage</b>											
1.5 H.Back	3 doors	02/90 - 10/92	F		<b>142.847</b>	234	13	11,4	34	86	4
1.5 Sedan	4 doors	02/90 - 10/92	F	V	<b>142.841</b>	236	18	16,4	34	86	4
1.6 DOHC		02/90 - 10/92	R		<b>142.831</b>	265	10	8,4	49	90	4
1.6 Turbo		02/88 - 05/90	F	V	<b>142.841</b>	236	18	16,4	34	86	4
		02/88 - 05/90	R		<b>142.831</b>	265	10	8,4	49	90	4
<b>Montero</b>											
3.5	V25/45	11/97 - 08/99	F	V	<b>142.273</b>	276	27	25,4	45	87	6
<b>Pick-up</b>											
		03/83 - 11/87	F		<b>142.943</b> •	255,5	20	18,4	33,3	84	6
	14" wheels	03/83 - 11/87	F		<b>142.943</b> •	255,5	20	18,4	33,3	84	6
<b>Sapporo</b>											
2.0	A123	03/76 - 10/80	F		<b>142.940</b> •	255	12,5	11	27,3	80	4
	A163/164 exc. Turbo	11/80 - 12/84	F		<b>142.940</b> •	255	12,5	11	27,3	80	4
2.4i	E16A	02/87 - 10/90	F	V	<b>142.839</b>	256	24	22,4	45,1	69	4
<b>Sigma</b>											
2.6	A135	04/83 - 10/86	F	V	<b>142.844</b>	266,5	24	22,4	45,3	69	4
3.0i V6	F16A	02/90 - 12/91	F	V	<b>142.832</b> •	276	24	22,4	45,2	69	5
	F16A	02/90 - 12/91	R	V	<b>142.837</b>	266	18	16,4	65,5	90	5
3.0i V6 4WS	F16A	02/90 - 12/91	F	V	<b>142.832</b> •	276	24	22,4	45,2	69	5
	F16A	02/90 - 12/91	R	V	<b>142.837</b>	266	18	16,4	65,5	90	5
3.0i V6 SW	F07W	02/93 - 12/96	R	V	<b>142.838</b> •	284	20	18,4	52,8	90	5



www.intercar.org  
 142 -> HPD for high performance discs  
 142 -> HPD per dischi freno ad alte prestazioni



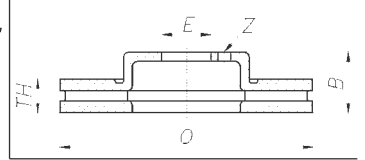
# MITSUBISHI



Model	Year	F R	V D	CAR	Ø	TH	min TH	B	E	Z	
<b>Space Gear</b>											
2.0	PA3W-PB3	12/94 -05/00	F	V	<b>142.293</b>	254	24	22,4	39	87	5
2.4 4WD	PD4	12/94 -	F	V	<b>142.274</b>	276	24	22,4	45,2	93	6
2.4 Gsi	PA4W	12/94 -05/00	F	V	<b>142.293</b>	254	24	22,4	39	87	5
2.5 TD 4WD	PD5	12/94 -	F	V	<b>142.274</b>	276	24	22,4	45,2	93	6
2.5 TDIC GLX	PA5W-PB5	12/94 -05/00	F	V	<b>142.293</b>	254	24	22,4	39	87	5
<b>Space Runner</b>											
1.8i 16V	N11W	05/91 - 10/96	F	V	<b>142.839</b>	256	24	22,4	45,1	69	4
	N11W with ABS	05/91 - 09/99	R		<b>142.1005</b>	262	10	8,4	60	90	4
1.8i 16V 4WD	N21W	05/91 - 10/96	F	V	<b>142.839</b>	256	24	22,4	45,1	69	4
1.8i 16V GLX		06/96 -	F	V	<b>142.839</b>	256	24	22,4	45,1	69	4
1.8i 16V GLX 4WD		06/96 -	F	V	<b>142.839</b>	256	24	22,4	45,1	69	4
2.0	N50	05/00 -	F	V	<b>142.1274</b>	276	26	24,4	45,5	69	5
	N50	08/99 - 04/00	F	V	<b>142.1273</b>	276	24	22,4	45	69	5
	N50	08/99 -	R		<b>142.1651</b>	262	10	8,4	60,1	90	5
2.0 TD	N18W	05/91 - 10/96	F	V	<b>142.839</b>	256	24	22,4	45,1	69	4
	N18W with ABS	05/91 - 09/99	R		<b>142.1005</b>	262	10	8,4	60	90	4
2.0 TDI GLX	N18W	06/96 -	F	V	<b>142.839</b>	256	24	22,4	45,1	69	4
2.4 GDI	N50	05/00 -	F	V	<b>142.1274</b>	276	26	24,4	45,5	69	5
	N50	08/99 - 04/00	F	V	<b>142.1273</b>	276	24	22,4	45	69	5
	N50	08/99 -	R		<b>142.1651</b>	262	10	8,4	60,1	90	5
<b>Space Star</b>											
1.3i 16V		05/98 -	F	V	<b>142.670</b> •	256	24	21,5	45,5	69	4
1.8i 16V GDI		05/98 -	F	V	<b>142.670</b> •	256	24	21,5	45,5	69	4
1.9 DI-I		02/01 -	F	V	<b>142.670</b> •	256	24	21,5	45,5	69	4
All Models		05/98 -	R		<b>142.673</b>	260	10	8,4	41	90	4
<b>Space Wagon</b>											
1.8	D03W	10/83 - 04/91	F	V	<b>142.945</b>	242	18	16,4	34	86	4
	D05W	10/83 - 04/91	F	V	<b>142.945</b>	242	18	16,4	34	86	4
1.8i 16V	N31W-N41W	05/91 - 12/92	F	V	<b>142.839</b>	256	24	22,4	45,1	69	4
	N31W with ABS	02/92 - 11/98	R		<b>142.1005</b>	262	10	8,4	60	90	4
2.0	D04W	06/86 - 04/91	F	V	<b>142.945</b>	242	18	16,4	34	86	4
2.0i 16V	N33W-N43W	02/92 -	F	V	<b>142.839</b>	256	24	22,4	45,1	69	4
2.0i 16V 4WD	N33W-N43W	02/92 -	F	V	<b>142.839</b>	256	24	22,4	45,1	69	4
2.0i 4WD	D08W	02/85 - 11/91	F	V	<b>142.844</b>	266,5	24	22,4	45,3	69	4
2.4i	N34W	05/92 -	F	V	<b>142.839</b>	256	24	22,4	45,1	69	4
1.8 TD	D09W	07/85 - 04/91	F	V	<b>142.945</b>	242	18	16,4	34	86	4
	N35W	05/91 - 12/92	F	V	<b>142.839</b>	256	24	22,4	45,1	69	4
	N35W with ABS	02/92 - 11/98	R		<b>142.1005</b>	262	10	8,4	60	90	4
2.0 GDI	N5W	04/02 -	F	V	<b>142.1273</b>	276	24	22,4	45	69	5
2.0 TD	N38W	05/92 - 11/97	F	V	<b>142.839</b>	256	24	22,4	45,1	69	4
2.4 GDI	N5W	09/00 -	F	V	<b>142.1273</b>	276	24	22,4	45	69	5
2.4 GDI 4WD	N5W	09/00 -	F	V	<b>142.1273</b>	276	24	22,4	45	69	5
<b>Tredia</b>											
1.8 4WD	A215G-A217G	03/85 - 11/87	F	V	<b>142.844</b>	266,5	24	22,4	45,3	69	4
2.0 4WD	A215G-A217G	03/85 - 11/87	F	V	<b>142.844</b>	266,5	24	22,4	45,3	69	4
<b>MITSUBISHI Mpv - Suv - Off road</b>											
<b>Asx 10</b>											
1.6		06/10 -	F	V	<b>142.1476</b>	294	26	24	45,7	69	5
1.8		02/10 -	F	V	<b>142.1476</b>	294	26	24	45,7	69	5
1.8 4WD		02/10 -	F	V	<b>142.1476</b>	294	26	24	45,7	69	5
1.8 DI-D		06/10 -	F	V	<b>142.1476</b>	294	26	24	45,7	69	5
1.8 DI-D 4WD		06/10 -	F	V	<b>142.1476</b>	294	26	24	45,7	69	5
All Models		02/10 -	R		<b>142.1478</b>	302	10	8,5	62	80	5
<b>Outlander I (CU_)</b>											
2.0		05/03 -	F	V	<b>142.1313</b>	294	24	22	46	69	5
2.0 4WD		05/03 -	F	V	<b>142.1313</b>	294	24	22	46	69	5
2.0 4WD Turbo		04/04 -	F	V	<b>142.1313</b>	294	24	22	46	69	5
2.4 4WD		05/03 -	F	V	<b>142.1313</b>	294	24	22	46	69	5
All Models		05/03 -	R		<b>142.1353</b>	262	9,5	8,4	60,4	90	5



# MITSUBISHI



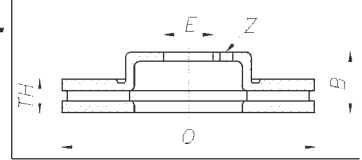
Model	Year	F R	V D	CAR	Ø	TH	min TH	B	E	Z	
<b>Outlander II (CW_) 07</b>											
2.4 Mivec	09/07 -	F	V	<b>142.1313</b>	294	24	22	46	69	5	
2.0 D-DI	02/07 -	F	V	<b>142.1313</b>	294	24	22	46	69	5	
2.2 D-DI	08/07 -	F	V	<b>142.1313</b>	294	24	22	46	69	5	
All Models	with 262 mm Discs	02/07 -	R	<b>142.1353</b>	262	9,5	8,4	60,4	90	5	
	with 302 mm Discs	02/07 -	R	<b>142.1314</b>	302	10	8,4	58,7	80	5	
<b>Pajero - Shogun I 83 - 90</b>											
2.6	L042G	01/83 - 05/87	F	V	<b>142.885</b>	255	20	18,4	45	87	6
2.6i	L042G-L042GV	06/87 - 02/91	F	V	<b>142.849</b>	258	22	20,4	45,2	87	6
	L047G	06/87 - 02/91	F	V	<b>142.846</b>	277	22	20,4	45	87	6
3.0i V6	L141G-L146G	02/89 - 02/91	F	V	<b>142.846</b>	277	22	20,4	45	87	6
2.6 Wagon	L047G	09/84 - 05/87	F	V	<b>142.944</b> •	276	20	18,4	45	87	6
2.3 TD	L043G	01/83 - 04/86	F	V	<b>142.885</b>	255	20	18,4	45	87	6
	L043G-L043GV	06/87 - 11/89	F	V	<b>142.849</b>	258	22	20,4	45,2	87	6
2.5 TD	L044G	05/86 - 05/87	F	V	<b>142.885</b>	255	20	18,4	45	87	6
	L044G	06/87 - 02/91	F	V	<b>142.849</b>	258	22	20,4	45,2	87	6
2.3 TD Wagon	L048G	09/84 - 04/86	F	V	<b>142.944</b> •	276	20	18,4	45	87	6
	L048GV	05/86 - 02/91	F	V	<b>142.846</b>	277	22	20,4	45	87	6
2.5 TD Wagon	L049G	05/86 - 05/87	F	V	<b>142.944</b> •	276	20	18,4	45	87	6
	L049G	06/87 - 02/91	F	V	<b>142.846</b>	277	22	20,4	45	87	6
<b>Pajero - Shogun II 91 - 00</b>											
2.4i	V21/41	03/91 - 04/00	F	V	<b>142.856</b>	276	24	22,5	45	87	6
3.0i V6 24V	V23/43	03/91 - 04/00	F	V	<b>142.856</b>	276	24	22,5	45	87	6
3.5i V6 24V	V23/45	11/97 - 08/99	F	V	<b>142.273</b>	276	27	25,4	45	87	6
2.5 TD	V24/44	03/91 - 04/00	F	V	<b>142.856</b>	276	24	22,5	45	87	6
2.8 TD	V46W	06/94 - 04/00	F	V	<b>142.273</b>	276	27	25,4	45	87	6
All Models		03/91 - 04/00	R		<b>142.857</b>	315	18	16,4	84,2	108	6
<b>Pajero - Shogun III 00</b>											
2.5 TDIC		08/99 - 02/07	F	V	<b>142.028</b>	290	26	24,4	46,4	94	6
3.2 D		08/99 - 02/07	F	V	<b>142.028</b>	290	26	24,4	46,4	94	6
3.5 GDI		08/99 - 02/07	F	V	<b>142.028</b>	290	26	24,4	46,4	94	6
All Models		08/99 - 02/07	R	V	<b>142.1272</b>	300	22	20,4	72,3	94	6
<b>Pajero - Shogun IV 08</b>											
3.8 V6	V80/90	02/07 -	F	V	<b>142.028</b>	290	26	24,4	46,4	94	6
3.2 DI-D	V80/90	02/07 -	F	V	<b>142.028</b>	290	26	24,4	46,4	94	6
All Models	V80/90 with 332 mm Discs	02/07 -	F	V	<b>142.1485</b>	332	28	26	57	94	6
	V80/90	02/07 -	R	V	<b>142.1272</b>	300	22	20,4	72,3	94	6
	V80/90 with 332 mm Discs	02/07 -	R	V	<b>142.1681</b>	332	18	16	74,4	94	6
<b>Pajero Classic</b>											
2.5 TD		07/02 -	F	V	<b>142.028</b>	290	26	24,4	46,4	94	6
3.2 DI-D 4WD		05/05 -	F	V	<b>142.028</b>	290	26	24,4	46,4	94	6
<b>Pajero Sport 98</b>											
All Models	16" wheels	11/98 -	F	V	<b>142.372</b>	314	24	22,4	45,2	87	6
		11/98 -	R		<b>142.857</b>	315	18	16,4	84,2	108	6
<b>MITSUBISHI Light commercial</b>											
<b>L 200</b>											
2.0	K62T	06/96 -	F	V	<b>142.1197</b>	254	24	22,4	39,5	87	6
2.5 D	K64T	06/96 -	F	V	<b>142.1197</b>	254	24	22,4	39,5	87	6
2.5 DI-D		05/06 -	F	V	<b>142.1295</b>	294	28	26	46,4	94	6
All Models 2WD		05/86 - 12/95	F	V	<b>142.845</b>	258	22	20,4	33,5	84	6
All Models 4WD		01/94 - 08/01	F	V	<b>142.273</b>	276	27	25,4	45	87	6
		05/86 - 12/93	F	V	<b>142.846</b>	277	22	20,4	45	87	6
		09/01 -	F	V	<b>142.856</b>	276	24	22,5	45	87	6
<b>L 300</b>											
1.6	L032P	03/81 - 10/94	F	V	<b>142.842</b>	255	20	18,4	33,5	84	5
	P02V	05/86 -	F	V	<b>142.848</b>	258	22	20,4	33,5	84	5
	P12V	05/86 - 10/94	F	V	<b>142.848</b>	258	22	20,4	33,5	84	5
1.8 4WD	L035G	04/83 - 10/86	F	V	<b>142.885</b>	255	20	18,4	45	87	6
2.0	P03V-P03W	05/86 - 10/94	F	V	<b>142.848</b>	258	22	20,4	33,5	84	5
	P13V	05/86 -	F	V	<b>142.848</b>	258	22	20,4	33,5	84	5
2.0 4WD	L037G	04/83 - 10/86	F	V	<b>142.885</b>	255	20	18,4	45	87	6



www.intercar.org  
 142 -> HPD for high performance discs  
 142 -> HPD per dischi freno ad alte prestazioni



# MITSUBISHI



Model		Year	F R	V D	<b>CAR</b>	Ø	TH	min TH	B	E	Z
2.4i	P23V-P23W	02/86 - 12/92	F	V	<b>142.846</b>	277	22	20,4	45	87	6
	P04V-P04W	02/90 - 09/94	F	V	<b>142.848</b>	258	22	20,4	33,5	84	5
	P14V	02/91 -	F	V	<b>142.848</b>	258	22	20,4	33,5	84	5
2.4i 4WD	P24V-P24W	02/86 - 10/94	F	V	<b>142.846</b>	277	22	20,4	45	87	6
2.3 D	L038P	03/81 - 10/94	F	V	<b>142.842</b>	255	20	18,4	33,5	84	5
2.5 D	L039P	03/81 - 04/86	F	V	<b>142.842</b>	255	20	18,4	33,5	84	5
	P05V-P05W	05/86 - 10/94	F	V	<b>142.848</b>	258	22	20,4	33,5	84	5
	P15V	05/86 -	F	V	<b>142.848</b>	258	22	20,4	33,5	84	5
2.5 D Pick Up	P13T-P15T	06/94 -05/99	F	V	<b>142.293</b>	254	24	22,4	39	87	5
2.5 TD 4WD	P25V-P25W	03/87 -	F	V	<b>142.846</b>	277	22	20,4	45	87	6
	P45V	02/91 -	F	V	<b>142.846</b>	277	22	20,4	45	87	6

### L 400

2.0	PB3V	09/96-	F	V	<b>142.293</b>	254	24	22,4	39	87	5
2.5 TD	PA5V (-GL) with ABS	09/96-	F	V	<b>142.293</b>	254	24	22,4	39	87	5
	PA5W (-GL) 14" with ABS	05/96-	F	V	<b>142.293</b>	254	24	22,4	39	87	5
	PB5V	09/96-	F	V	<b>142.293</b>	254	24	22,4	39	87	5

## NEOPLAN Bus

### Cityliner

N116-N116H-N116/3		01/92 -	F	V	<b>150.600</b>	430	45	37	131	203	10
-------------------	--	---------	---	---	----------------	-----	----	----	-----	-----	----

### Euroliner

SB7000		01/96 -	F	V	<b>150.600</b>	430	45	37	131	203	10
--------	--	---------	---	---	----------------	-----	----	----	-----	-----	----

### Jetliner

N212H-N213H-N213SHD-N214H-N214SHD		01/92 -	F	V	<b>150.600</b>	430	45	37	131	203	10
-----------------------------------	--	---------	---	---	----------------	-----	----	----	-----	-----	----

### N series Bus

N4008-N4026		01/92 -	F	V	<b>150.600</b>	430	45	37	131	203	10
-------------	--	---------	---	---	----------------	-----	----	----	-----	-----	----

### Skyliner

N122/3		01/92 -	F	V	<b>150.600</b>	430	45	37	131	203	10
--------	--	---------	---	---	----------------	-----	----	----	-----	-----	----

### Spaceliner

N117/2-N117/3		01/92 -	F	V	<b>150.600</b>	430	45	37	131	203	10
---------------	--	---------	---	---	----------------	-----	----	----	-----	-----	----

### Starliner

SB7000		01/92 -	F	V	<b>150.600</b>	430	45	37	131	203	10
--------	--	---------	---	---	----------------	-----	----	----	-----	-----	----

### Transliner

N312-N316		01/92 -	F	V	<b>150.600</b>	430	45	37	131	203	10
-----------	--	---------	---	---	----------------	-----	----	----	-----	-----	----

## NISSAN

### 100 - 200 - 300

100 NX 1.6	B13	10/90 - 11/95	F	V	<b>142.892</b>	240	18	16	45,2	61	4
	B13	10/90 - 11/95	R		<b>142.883</b>	234	7	6	39,5	68	4
100 NX 2.0i 16V GTI	B13	10/90 - 11/95	F	V	<b>142.918</b>	257	26	24	45,2	61	4
	B13 with 250 mm Discs	10/90 - 11/95	F	V	<b>142.803</b>	250	18	16	45,2	61	4
	B13	10/90 - 11/95	R		<b>142.920</b>	258	9	8	44,5	68	4
180 SX 1.8i	S110	05/79 - 05/81	R		<b>142.904</b>	269	9,5	8,6	68,5	68	4
180 SX 1.8i 16V Turbo	S13	09/88 - 09/91	F	V	<b>142.895</b> •	257	22	20	49,2	68	4
200 NX 2.0 Coupe' USA		10/90 - 11/95	F	V	<b>142.803</b>	250	18	16	45,2	61	4
200 SX 1.8 Turbo		09/91 - 12/93	F	V	<b>142.374</b>	280	22	20	49,2	68	4
240 SX USA		05/84 - 08/94	F	V	<b>142.802</b>	252	19,9	18	49,1	68	4
280 ZX 2.8i	S130 exc. Turbo	02/79 - 05/81	R		<b>142.904</b>	269	9,5	8,6	68,5	68	4

### 350Z (Z33)

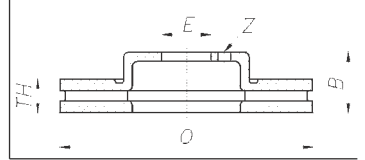
3.5 V6		10/03 -	F	V	<b>142.1398</b>	324	30	28,4	49	68	5
3.5 V6 Roadster		10/03 -	F	V	<b>142.1398</b>	324	30	28,4	49	68	5
All Models		10/03 -	R	V	<b>142.1682</b>	322	22	20,2	61	68	5

### Almera I (N15)

1.4i 16V		06/95 - 06/00	F	V	<b>142.882</b>	232	18	16	45,2	61	4
1.4i 16V GX/LX		06/95 - 06/00	F	V	<b>142.1037</b>	252	20	18	45	61	4
1.6i 16V NX		06/95 - 06/00	F	V	<b>142.881</b>	247	18	16	45,2	61	4
1.6i 16V SLX		06/95 - 06/00	F	V	<b>142.1037</b>	252	20	18	45	61	4
		06/95 - 06/00	R		<b>142.920</b>	258	9	8	44,5	68	4
2.0i 16V GTI NX		06/95 - 06/00	F	V	<b>142.918</b>	257	26	24	45,2	61	4
2.0 D		06/95 - 06/00	F	V	<b>142.1037</b>	252	20	18	45	61	4
2.0 D NX		06/95 - 06/00	F	V	<b>142.881</b>	247	18	16	45,2	61	4
All Models	with ABS exc. GTI	06/95 - 06/00	R		<b>142.883</b>	234	7	6	39,5	68	4



NISSAN



Model		Year	F R	V D	CAR	Ø	TH	min TH	B	E	Z
<b>Almera II (N16)</b>											
1.5i 16V	with ABS	07/00 -	F	V	<b>142.374</b>	280	22	20	49,2	68	4
	without ABS	01/00 -	F	V	<b>142.895</b> •	257	22	20	49,2	68	4
1.8i 16V		07/00 -	F	V	<b>142.374</b>	280	22	20	49,2	68	4
1.5 DCI	with ABS	01/03 -	F	V	<b>142.374</b>	280	22	20	49,2	68	4
	without ABS	01/03 -	F	V	<b>142.895</b> •	257	22	20	49,2	68	4
2.2 DITD		01/00 -	F	V	<b>142.374</b>	280	22	20	49,2	68	4
2.2 TD		07/00 -	F	V	<b>142.374</b>	280	22	20	49,2	68	4
All Models	with ABS	01/00 -	R		<b>142.872</b>	258	10	8,4	45	68	4
<b>Almera Tino</b>											
1.8 16V		01/00 -	F	V	<b>142.601</b>	280	28	26	49,5	68	5
2.0 16V		01/00 -	F	V	<b>142.601</b>	280	28	26	49,5	68	5
2.2 TD		01/00 -	F	V	<b>142.601</b>	280	28	26	49,5	68	5
All Models		01/00 -	R		<b>142.787</b>	278	10	9	45	68	5
<b>Bluebird</b>											
All Models	910	01/80 - 11/83	F	V	<b>142.906</b> •	250	18	16	22	73	4
	T12	12/85 - 02/90	F	V	<b>142.907</b>	250	22	20	49,2	68	4
	T72	09/88 - 04/90	F	V	<b>142.907</b>	250	22	20	49,2	68	4
	U11	11/83 - 05/90	F	V	<b>142.907</b>	250	22	20	49,2	68	4
All Models SW	WU11	11/83 - 05/90	F	V	<b>142.907</b>	250	22	20	49,2	68	4
<b>Cherry</b>											
1.0	N12	04/82 - 12/86	F		<b>142.905</b> •	240	12	11	35	76	4
1.2	Europe models	06/83 - 06/85	F		<b>142.181</b> •	239	11	9	45	58,5	4
1.3	N12	04/82 - 12/86	F		<b>142.905</b> •	240	12	11	35	76	4
1.4	N10	05/79 - 03/82	F		<b>142.903</b> •	239	9,5	8,6	39	64	4
1.5	Europe models	06/83 - 06/85	F		<b>142.181</b> •	239	11	9	45	58,5	4
	N10	05/79 - 03/82	F		<b>142.903</b> •	239	9,5	8,6	39	64	4
	N12	04/82 - 12/86	F		<b>142.905</b> •	240	12	11	35	76	4
1.5 Turbo	N12 solid Discs	04/82 - 01/85	F		<b>142.905</b> •	240	12	11	35	76	4
	N12 vented Discs	02/85 - 12/86	F	V	<b>142.878</b>	231,5	18	16	36,5	76	4
1.6	N12	07/85 - 12/86	F		<b>142.905</b> •	240	12	11	35	76	4
1.6 4WD	PNN13	10/86 -	F	V	<b>142.892</b>	240	18	16	45,2	61	4
1.6 DOHC	EN13	10/86 -	F	V	<b>142.892</b>	240	18	16	45,2	61	4
1.7	SN13/FSN13	10/86 -	F	V	<b>142.892</b>	240	18	16	45,2	61	4
RX 920		06/83 - 06/85	F		<b>142.181</b> •	239	11	9	45	58,5	4
RZ 920		06/83 - 06/85	F		<b>142.181</b> •	239	11	9	45	58,5	4
1.7 D	N12	04/82 - 12/86	F	V	<b>142.878</b>	231,5	18	16	36,5	76	4
<b>Cube (Z12)</b>											
1.6 16V		03/10 -	F	V	<b>142.1571</b>	280	24	22	44	68	4
1.5 DCI		03/10 -	F	V	<b>142.1571</b>	280	24	22	44	68	4
<b>Juke 10</b>											
1.6		06/10 -	F	V	<b>142.1601</b>	279	24	22	44	68	5
1.6 DIG-T		06/10 -	F	V	<b>142.1602</b>	295	25	23	44	68	5
1.6 DIG-T 4WD		06/10 -	F	V	<b>142.1320</b>	296	26	24	44,4	68	5
1.5 DCI		06/10 -	F	V	<b>142.1601</b>	279	24	22	44	68	5
All Models		06/10 -	R		<b>142.1321</b>	292	9	8	62	68	5
<b>Laurel (C32)</b>											
3.0 Hardtop		03/84 - 08/87	R		<b>142.797</b>	266	10	8,5	69,1	68	4
<b>Maxima</b>											
3.0i V6	HJ30	05/88 - 11/94	F	V	<b>142.801</b>	280	22	20	49,5	68	5
Sedan USA		05/88 - 12/94	F	V	<b>142.801</b>	280	22	20	49,5	68	5
Sedan-Wagon USA	810	01/80 - 10/84	F	V	<b>142.906</b> •	250	18	16	22	73	4
	810	01/80 - 06/81	R		<b>142.904</b>	269	9,5	8,6	68,5	68	4
<b>Maxima QX</b>											
2.0i	A32	05/94 - 02/00	F	V	<b>142.801</b>	280	22	20	49,5	68	5
	CA33	03/00 -	F	V	<b>142.601</b>	280	28	26	49,5	68	5
3.0i	A32 142 Kw	10/94 - 02/00	F	V	<b>142.601</b>	280	28	26	49,5	68	5
	CA33	03/00 -	F	V	<b>142.601</b>	280	28	26	49,5	68	5
<b>Micra I (K10)</b>											
1.0		12/82 - 11/88	F		<b>142.894</b>	214	12	10	43,2	59	4
	solid Discs	12/88 - 11/92	F		<b>142.876</b>	214	12	10	46,2	61	4
	vented Discs	02/87 - 11/88	F	V	<b>142.810</b>	213,7	15	13	46,2	59	4



www.intercar.org

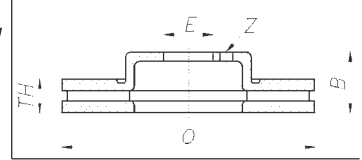
142 -&gt; HPD for high performance discs

142 -&gt; HPD per dischi freno ad alte prestazioni





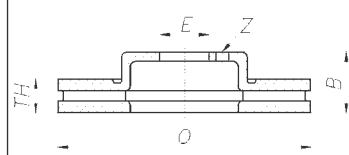
# NISSAN



Model	Year	F R	V D	CAR	Ø	TH	min TH	B	E	Z
1.2	12/88 - 11/92	F	V	<b>142.877</b>	214	15	13	46,2	61	4
	12/82 - 11/88	F		<b>142.894</b>	214	12	10	43,2	59	4
	12/88 - 11/92	F		<b>142.876</b>	214	12	10	46,2	61	4
	02/87 - 11/88	F	V	<b>142.810</b>	213,7	15	13	46,2	59	4
	12/88 - 11/92	F	V	<b>142.877</b>	214	15	13	46,2	61	4
<b>Micra II (K11)</b>										
1.0i 16V	08/92 - 12/02	F		<b>142.893</b> •	234	12	10	45,2	59	4
1.3i 16V	08/92 - 12/02	F		<b>142.893</b> •	234	12	10	45,2	59	4
1.4i 16V	09/00 - 12/02	F	V	<b>142.1276</b>	238	18	16	46,2	59	4
1.5 D	08/98 - 12/02	F	V	<b>142.1276</b>	238	18	16	46,2	59	4
All Models	08/92 - 12/02	R		<b>142.811</b>	240	7	6	40,9	61	4
<b>Micra III (K12)</b>										
1.0 16V	01/03 -	F	V	<b>142.593</b>	260	22	19,8	44	61	4
1.2 16V	01/03 -	F	V	<b>142.593</b>	260	22	19,8	44	61	4
1.4 16V	01/03 -	F	V	<b>142.593</b>	260	22	19,8	44	61	4
1.5 DCI	01/03 -	F	V	<b>142.593</b>	260	22	19,8	44	61	4
<b>Micra III C+C (K12)</b>										
1.4 16V	08/05 -	F	V	<b>142.593</b>	260	22	19,8	44	61	4
1.6 160 SR	08/05 -	F	V	<b>142.593</b>	260	22	19,8	44	61	4
<b>Micra IV (K13)</b>										
1.2	05/10 -	F	V	<b>142.1620</b>	259	22	20	44	62	4
1.2 DIG	05/10 -	F	V	<b>142.1620</b>	259	22	20	44	62	4
<b>Note (E11)</b>										
1.4 16V	03/06 -	F	V	<b>142.593</b>	260	22	19,8	44	61	4
1.5 DCI	03/06 -	F	V	<b>142.593</b>	260	22	19,8	44	61	4
1.6 16V	03/06 -	F	V	<b>142.593</b>	260	22	19,8	44	61	4
<b>Pixo (UA0)</b>										
1.0	06/09 -	F	V	<b>142.1534</b>	231	20	18	51,4	60	4
<b>Prairie (M10)</b>										
1.5	09/82 - 05/88	F	V	<b>142.878</b>	231,5	18	16	36,5	76	4
1.8	09/82 - 05/88	F	V	<b>142.878</b>	231,5	18	16	36,5	76	4
2.0	05/86 - 05/88	F	V	<b>142.878</b>	231,5	18	16	36,5	76	4
2.0 4WD	01/86 - 10/88	F	V	<b>142.907</b>	250	22	20	49,2	68	4
2.0i 4WD	01/86 - 10/88	F	V	<b>142.907</b>	250	22	20	49,2	68	4
<b>Prairie (M11)</b>										
2.0	10/88 - 03/92	F	V	<b>142.895</b> •	257	22	20	49,2	68	4
2.0 4WD	10/88 - 03/92	F	V	<b>142.895</b> •	257	22	20	49,2	68	4
<b>Primera/SW (P/W10)</b>										
1.6i 16V	06/90 - 09/94	F	V	<b>142.919</b> •	242	20	18	49,2	68	4
2.0 D	05/93 - 06/96	F	V	<b>142.919</b> •	242	20	18	49,2	68	4
All Models	06/90 - 06/96	F	V	<b>142.895</b> •	257	22	20	49,2	68	4
	06/90 - 06/96	R		<b>142.871</b>	258	9	8	44,5	68	4
<b>Primera/SW (P/W11)</b>										
All Models	06/96 - 09/99	F	V	<b>142.895</b> •	257	22	20	49,2	68	4
	09/99 - 02/02	F	V	<b>142.374</b>	280	22	20	49,2	68	4
	06/96 - 09/99	R		<b>142.872</b>	258	10	8,4	45	68	4
	06/96 - 09/99	R		<b>142.613</b>	278	10	8	45	68	4
<b>Primera/SW (P/W12)</b>										
All Models	03/02 -	F	V	<b>142.601</b>	280	28	26	49,5	68	5
	03/02 -	R		<b>142.787</b>	278	10	9	45	68	5
<b>Pulsar USA</b>										
1.6 DOCH	01/86 - 12/87	F	V	<b>142.892</b>	240	18	16	45,2	61	4
<b>Sentra</b>										
1.6 USA	03/91 -	F	V	<b>142.892</b>	240	18	16	45,2	61	4
2.0 USA	06/93 -	F	V	<b>142.803</b>	250	18	16	45,2	61	4
	02/91 -	F	V	<b>142.803</b>	250	18	16	45,2	61	4
1.6 D USA	04/82 - 10/90	F	V	<b>142.892</b>	240	18	16	45,2	61	4
1.6 D SW USA	04/82 - 10/90	F	V	<b>142.892</b>	240	18	16	45,2	61	4
<b>Serena</b>										
1.6i 16V	07/92 -	F	V	<b>142.873</b>	257	26	24	52,2	68	5
2.0i 16V	07/92 -	F	V	<b>142.873</b>	257	26	24	52,2	68	5
2.0 D	07/92 - 06/94	F	V	<b>142.873</b>	257	26	24	52,2	68	5



# NISSAN



Model	Year	F R	V D	<b>CAR</b>	Ø	TH	min TH	B	E	Z		
2.3 D	07/94 -	F	V	<b>142.873</b>	257	26	24	52,2	68	5		
<b>Silvia - Gazelle</b>												
2.0i	S120 exc. Europe models	05/83 - 10/88	F	V	<b>142.906</b>	•	250	18	16	22	73	4
<b>Skyline</b>												
		05/77 - 03/81	F		<b>142.901</b>		245	10	8,4	35,5	73	4
<b>Stanza</b>												
1.4		05/76 - 05/82	F		<b>142.901</b>		245	10	8,4	35,5	73	4
1.6		05/76 - 06/81	F		<b>142.901</b>		245	10	8,4	35,5	73	4
<b>Sunny</b>												
1.0		11/82 - 05/86	F		<b>142.905</b>	•	240	12	11	35	76	4
1.3		11/82 - 05/86	F		<b>142.905</b>	•	240	12	11	35	76	4
1.5		11/82 - 05/86	F		<b>142.905</b>	•	240	12	11	35	76	4
1.6 ie		02/91 - 06/96	F	V	<b>142.892</b>		240	18	16	45,2	61	4
1.6 ie 16V GTI		05/87 - 12/89	F	V	<b>142.892</b>		240	18	16	45,2	61	4
1.6 ie 4WD		01/86 - 12/90	F	V	<b>142.892</b>		240	18	16	45,2	61	4
2.0i 16V GTI	N14	10/90 - 06/96	F	V	<b>142.918</b>		257	26	24	45,2	61	4
	N14	10/90 - 06/96	R		<b>142.920</b>		258	9	8	44,5	68	4
2.0i 16V GTI-R 4WD	N14	10/90 - 06/96	F	V	<b>142.918</b>		257	26	24	45,2	61	4
1.6 ie 16V 4WD SW	Y10 with ABS	02/91 - 06/96	F	V	<b>142.803</b>		250	18	16	45,2	61	4
1.6 ie 16V SW		02/91 - 06/96	F	V	<b>142.892</b>		240	18	16	45,2	61	4
1.6 ie SW		01/86 - 12/90	F	V	<b>142.892</b>		240	18	16	45,2	61	4
1.7 D		01/86 - 12/90	F	V	<b>142.892</b>		240	18	16	45,2	61	4
		03/82 - 12/85	F	V	<b>142.878</b>		231,5	18	16	36,5	76	4
2.0 D		02/91 - 06/96	F	V	<b>142.892</b>		240	18	16	45,2	61	4
1.7 D SW		01/86 - 12/90	F	V	<b>142.892</b>		240	18	16	45,2	61	4
2.0 D SW		02/91 - 06/96	F	V	<b>142.892</b>		240	18	16	45,2	61	4
All Models	with ABS	10/90 - 06/96	R		<b>142.883</b>		234	7	6	39,5	68	4
<b>Tiida (C11X - SC11X)</b>												
1.6		09/07 -	F	V	<b>142.593</b>		260	22	19,8	44	61	4
1.8		09/07 -	F	V	<b>142.593</b>		260	22	19,8	44	61	4
1.5 DCI		09/07 -	F	V	<b>142.593</b>		260	22	19,8	44	61	4
All Models	with 280 mm Discs	09/07 -	F	V	<b>142.1571</b>		280	24	22	44	68	4
<b>NISSAN Mpv - Suv - Off road</b>												
<b>Murano (Z50)</b>												
3.5 V6 24V		03/05 -	F	V	<b>142.1324</b>		320	28	26	49	68	5
		03/05 -	R	V	<b>142.1333</b>		308	16	14	62	68	5
<b>Murano (Z51)</b>												
2.5 4WD		01/10 -	F	V	<b>142.1324</b>		320	28	26	49	68	5
3.5 4WD		10/08 -	F	V	<b>142.1324</b>		320	28	26	49	68	5
All Models		10/08 -	R	V	<b>142.1333</b>		308	16	14	62	68	5
<b>Navara (D40)</b>												
2.5 DCI		07/05 -	F	V	<b>142.1322</b>		296	28	26	38	68	6
2.5 DCI 4WD		07/05 -	F	V	<b>142.1322</b>		296	28	26	38	68	6
All Models	17" wheels	07/05 -	F	V	<b>142.1323</b>		320	28	26	38	68	6
		07/05 -	R	V	<b>142.1546</b>		307,4	18	17	63	68	6
<b>Pathfinder I (R50)</b>												
3.3i V6		03/98 -	F	V	<b>142.1046</b>		300	28	26	38	100	6
3.5i V6		03/98 -	F	V	<b>142.1046</b>		300	28	26	38	100	6
<b>Pathfinder II (R51)</b>												
4.0 4WD		09/05 -	F	V	<b>142.1322</b>		296	28	26	38	68	6
2.5 DCI		09/05 -	F	V	<b>142.1322</b>		296	28	26	38	68	6
All Models	17" wheels	09/05 -	F	V	<b>142.1323</b>		320	28	26	38	68	6
		09/05 -	R	V	<b>142.1546</b>		307,4	18	17	63	68	6
<b>Patrol</b>												
All Models	160	11/79 - 08/88	F	V	<b>142.909</b>		295	20	18	29	104	6
	260	04/89 - 09/91	F	V	<b>142.909</b>		295	20	18	29	104	6
<b>Patrol GR</b>												
All Models	Y60	10/91 - 09/97	F	V	<b>142.909</b>		295	20	18	29	104	6
	Y61	10/97 -	F	V	<b>142.1275</b>		305	32	30	47	109	6
	Y60	10/91 - 09/97	R	V	<b>142.043</b>		316	18	16	80	111	6
	Y61	10/97 -	R	V	<b>142.043</b>		316	18	16	80	111	6



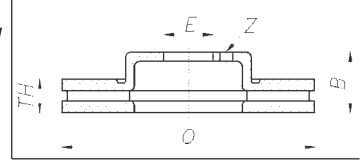
www.intercar.org

142 -> HPD for high performance discs

142 -> HPD per dischi freno ad alte prestazioni



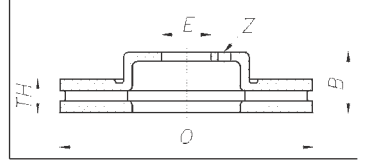
# NISSAN



Model	Year	F R	V D	CAR	Ø	TH	min TH	B	E	Z	
<b>Qashqai</b>											
1.6 16V	02/07 -	F	V	<b>142.1320</b>	296	26	24	44,4	68	5	
2.0 16V	02/07 -	F	V	<b>142.1320</b>	296	26	24	44,4	68	5	
2.0 16V 4WD	02/07 -	F	V	<b>142.1691</b>	320	28	26	44	68	5	
1.5 DCI	02/07 -	F	V	<b>142.1320</b>	296	26	24	44,4	68	5	
2.0 DCI	02/07 -	F	V	<b>142.1320</b>	296	26	24	44,4	68	5	
2.0 DCI 4WD	02/07 -	F	V	<b>142.1691</b>	320	28	26	44	68	5	
All Models	02/07 -	R		<b>142.1321</b>	292	9	8	62	68	5	
<b>Terrano I (WD21)</b>											
2.4i	08/87 -	F	V	<b>142.880</b> •	277	26	24	39,2	100	6	
3.0i V6	01/90 -	F	V	<b>142.880</b> •	277	26	24	39,2	100	6	
2.7 D	08/87 -	F	V	<b>142.880</b> •	277	26	24	39,2	100	6	
2.7 TD	08/87 -	F	V	<b>142.880</b> •	277	26	24	39,2	100	6	
<b>Terrano II (R20)</b>											
2.4i 12V	02/93 -	F	V	<b>142.880</b> •	277	26	24	39,2	100	6	
2.7 TD	02/93 -	F	V	<b>142.880</b> •	277	26	24	39,2	100	6	
3.0 DI	05/02 -	F	V	<b>142.880</b> •	277	26	24	39,2	100	6	
<b>X-Trail I (T30)</b>											
2.0 16V	07/01 -	F	V	<b>142.601</b>	280	28	26	49,5	68	5	
2.0 16V 4WD	07/01 -	F	V	<b>142.601</b>	280	28	26	49,5	68	5	
2.5 16V 4WD	01/03 -	F	V	<b>142.601</b>	280	28	26	49,5	68	5	
2.2 DCI	07/01 -	F	V	<b>142.601</b>	280	28	26	49,5	68	5	
2.2 DCI 4WD	12/03 -	F	V	<b>142.601</b>	280	28	26	49,5	68	5	
All Models	07/01 -	R	V	<b>142.1277</b>	292	16	14	62	68	5	
<b>X-Trail II (T31)</b>											
2.0	06/07 -	F	V	<b>142.1320</b>	296	26	24	44,4	68	5	
2.0 FWD	06/08 -	F	V	<b>142.1320</b>	296	26	24	44,4	68	5	
2.5	06/07 -	F	V	<b>142.1320</b>	296	26	24	44,4	68	5	
2.0 DCI	06/07 -	F	V	<b>142.1320</b>	296	26	24	44,4	68	5	
All Models	06/07 -	R		<b>142.1321</b>	292	9	8	62	68	5	
	06/07 -	R	V	<b>142.1277</b>	292	16	14	62	68	5	
<b>NISSAN Light commercial</b>											
<b>Atleon</b>											
110	02/99 -	F	V	<b>142.998</b>	263	24	22	53	96	6	
120	02/99 -	F	V	<b>142.042</b>	282	24	22	49	96	6	
	02/99 -	R	V	<b>142.1007</b>	290	22	19	78	110	8	
140	02/99 -	F	V	<b>142.1006</b>	322	30	27	115	160,1	6	
<b>Cabstar</b>											
1 ton.	BF-YF-TF 22	05/82 - 09/88	F	V	<b>142.793</b>	252	20	18	29	81	6
110	5 holes Disc	05/98 -	F	V	<b>142.997</b>	263	24	22	53	96	5
	6 holes Disc	05/98 - 10/06	F	V	<b>142.1231</b>	290	26	23	53	96	6
120	5 holes Disc	05/98 -	F	V	<b>142.041</b>	276	24	22	49,5	96	5
	6 holes Disc	05/98 - 10/06	F	V	<b>142.1231</b>	290	26	23	53	96	6
2.0	F22	10/88 - 05/94	F	V	<b>142.626</b>	263	26	24	37	81	6
2.3 D	F22-F23	03/88 - 05/94	F	V	<b>142.626</b>	263	26	24	37	81	6
2.5 D	F22-F23	10/88 - 01/99	F	V	<b>142.626</b>	263	26	24	37	81	6
All Models		11/06 -	F	V	<b>142.1663</b>	275,5	28	25	45	94	5
		11/06 -	R		<b>142.1664</b>	279,5	16	13	62,3	108	6
<b>Eco</b>											
T100		06/93 -	F	V	<b>142.998</b>	263	24	22	53	96	6
T135	with ABS	05/97 -	F	V	<b>142.1006</b>	322	30	27	115	160,1	6
T160	with ABS	05/97 -	F	V	<b>142.1006</b>	322	30	27	115	160,1	6
<b>Interstar</b>											
All Models	15" wheels	01/98 -	F	V	<b>142.548</b> •	280	24	21	61,5	79,5	6
	16" wheels	01/98 -	F	V	<b>142.366</b>	305	28	25	78	90	5
		01/98 -	R		<b>142.037</b>	305	12	10,5	67	90	5
<b>Kubistar</b>											
1.2		08/03 -	F	V	<b>142.552</b> •	259	20,7	17,7	41	61	4
1.2 16V		04/06 -	F	V	<b>142.552</b> •	259	20,7	17,7	41	61	4
1.6 16V		08/03 -	F	V	<b>142.552</b> •	259	20,7	17,7	41	61	4
1.5 DCI		08/03 -	F	V	<b>142.552</b> •	259	20,7	17,7	41	61	4



NISSAN



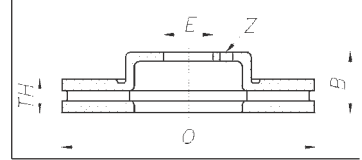
Model	Year	F R	V D	CAR	Ø	TH	min TH	B	E	Z
<b>L35</b>										
All Models	06/88 -	F	V	<b>142.998</b>	263	24	22	53	96	6
<b>NV200 Evalia</b>										
1.6 16V	07/10 -	F	V	<b>142.1603</b>	257	26	24	54	68	4
1.5 DCI	07/10 -	F	V	<b>142.1603</b>	257	26	24	54	68	4
<b>Pick-up 620</b>										
2WD USA	05/82 - 10/85	F	V	<b>142.792</b>	250	22	20	30	81	6
Cab./Chassis USA	02/83 - 10/85	F	V	<b>142.792</b>	250	22	20	30	81	6
<b>Pick-up 720</b>										
1.8 2WD	05/82 - 10/85	F	V	<b>142.792</b>	250	22	20	30	81	6
2.3 D 2WD	02/83 - 10/85	F	V	<b>142.792</b>	250	22	20	30	81	6
<b>Pick-up D21</b>										
2.0	09/85 -	F	V	<b>142.879</b>	250	22	20	37	81	6
2.4 4WD	09/85 -	F	V	<b>142.908</b> •	267	22	20	39,5	100	6
2.3 D	09/85 -	F	V	<b>142.879</b>	250	22	20	37	81	6
2.5 D	09/85 -	F	V	<b>142.879</b>	250	22	20	37	81	6
2.5 D 4WD	09/85 -	F	V	<b>142.908</b> •	267	22	20	39,5	100	6
<b>Pick-up D22</b>										
2.4i 4WD	02/98 -	F	V	<b>142.880</b> •	277	26	24	39,2	100	6
2.5 DI 4WD	02/98 -	F	V	<b>142.880</b> •	277	26	24	39,2	100	6
2.5 TD 4WD	02/98 -	F	V	<b>142.880</b> •	277	26	24	39,2	100	6
3.2 D 4WD	12/98 -	F	V	<b>142.880</b> •	277	26	24	39,2	100	6
All Models	with 300 mm Discs	03/02 -	F	V	<b>142.1046</b>	300	28	26	38	100
<b>Primastar</b>										
All Models		03/01 -	F	V	<b>142.362</b>	305	28	24	49,5	72
	with bearings	03/01 -	R		<b>142.484</b>	280	12	10	102,5	71
	without bearings	03/01 -	R		<b>142.1221</b>	280	12	10	102,5	71
<b>Trade</b>										
All Models	5 holes Disc	06/85 -	F	V	<b>142.997</b>	263	24	22	53	96
	6 holes Disc	06/85 -	F	V	<b>142.998</b>	263	24	22	53	96
<b>Urvan</b>										
2.0	E23	03/81 - 08/86	F	V	<b>142.793</b>	252	20	18	29	81
2.2 D	E23	03/81 - 08/86	F	V	<b>142.793</b>	252	20	18	29	81
2.3 D	E23	03/81 - 08/86	F	V	<b>142.793</b>	252	20	18	29	81
<b>Vanette</b>										
1.5	BE/BH120	07/85 - 10/95	F	V	<b>142.884</b>	250	22	20	30	73
	C120	02/83 - 06/87	F	V	<b>142.906</b> •	250	18	16	22	73
	C220	07/87 - 12/95	F	V	<b>142.884</b>	250	22	20	30	73
2.0 D	BE/BH120	07/85 - 10/95	F	V	<b>142.884</b>	250	22	20	30	73
	C120	02/83 - 06/87	F	V	<b>142.906</b> •	250	18	16	22	73
	C220	07/87 - 12/95	F	V	<b>142.884</b>	250	22	20	30	73
<b>Vanette Cargo (C23M)</b>										
1.6i		07/92 -	F	V	<b>142.796</b>	250	22	20	50	68
	optional	07/92 -	F	V	<b>142.873</b>	257	26	24	52,2	68
2.0 D		07/92 - 11/94	F	V	<b>142.796</b>	250	22	20	50	68
2.3 D		07/94 -	F	V	<b>142.796</b>	250	22	20	50	68
	optional	07/94 -	F	V	<b>142.873</b>	257	26	24	52,2	68
<b>OPEL - VAUXHALL</b>										
<b>Agila</b>										
1.0 12V		09/00 -	F		<b>142.540</b>	247	12	10,5	44	60
	vented Discs		F	V	<b>142.1124</b>	253	17	15	49	60
1.2 16V		09/00 -	F		<b>142.540</b>	247	12	10,5	44	60
	vented Discs		F	V	<b>142.1124</b>	253	17	15	49	60
1.2 16V Twinport		07/04 -	F	V	<b>142.1124</b>	253	17	15	49	60
1.3 CDTI		08/03 -	F	V	<b>142.1124</b>	253	17	15	49	60
<b>Agila 07</b>										
1.0		09/07 -	F	V	<b>142.1255</b>	252	20	18	40	60
1.2		09/07 -	F	V	<b>142.1255</b>	252	20	18	40	60
1.3 CDTI		09/07 -	F	V	<b>142.1255</b>	252	20	18	40	60
<b>Ascona A 70 - 74</b>										
All Models	Ch -52512050	01/70 -	F		<b>142.500</b> •	238	11	10	55,5	73



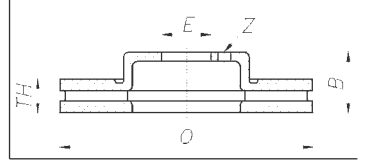
www.intercar.org

142 -&gt; HPD for high performance discs

142 -&gt; HPD per dischi freno ad alte prestazioni

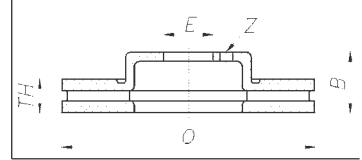


Model	Year	F R	V D	CAR	Ø	TH	min TH	B	E	Z
Ch 52512051-	- 09/74	F		<b>142.501</b>	246	12,7	9,7	55,5	73	4
<b>Ascona B - Cavalier 75 - 81</b>										
All Models	10/74 - 07/81	F		<b>142.501</b>	246	12,7	9,7	55,5	73	4
<b>Ascona C - Cavalier 82 - 88</b>										
1.3	08/81 - 08/88	F		<b>142.503</b> •	236	12,7	9,7	41	60	4
1.6	08/81 - 08/88	F		<b>142.503</b> •	236	12,7	9,7	41	60	4
1.8i	solid Discs	09/82 - 08/88	F	<b>142.503</b> •	236	12,7	9,7	41	60	4
	vented Discs	09/82 - 08/88	F V	<b>142.504</b> •	236	20	17	41	60	4
2.0i N	85 Kw	08/81 - 08/88	F V	<b>142.504</b> •	236	20	17	41	60	4
2.0i S	95 Kw	10/87 - 08/88	F V	<b>142.508</b> •	256	24	21	41	60	4
1.6 D	01/82 - 08/88	F		<b>142.503</b> •	236	12,7	9,7	41	60	4
<b>Astra Cabrio</b>										
1.4	10/91 - 03/98	F V		<b>142.504</b> •	236	20	17	41	60	4
1.6	02/91 - 05/98	F V		<b>142.504</b> •	236	20	17	41	60	4
1.6 16V	03/98 -	F V		<b>142.497</b> •	256	24	21	41	60	4
	03/98 -	R		<b>142.495</b> •	240	10	8	42	57	4
1.8	10/94 - 03/98	F V		<b>142.508</b> •	256	24	21	41	60	4
1.8 16V	03/98 -	F V		<b>142.497</b> •	256	24	21	41	60	4
	optional	03/98 -	F V	<b>142.496</b> •	280	25	22	42	70	5
	03/98 -	R		<b>142.495</b> •	240	10	8	42	57	4
2.0	10/91 - 09/94	F V		<b>142.508</b> •	256	24	21	41	60	4
2.0 16V Turbo	01/02 -	F V		<b>142.030</b>	308	25	22	42	70	5
	01/02 -	R		<b>142.494</b> •	264	10	8	42	65,5	5
2.2 DTI 16V	02/01 -	F V		<b>142.496</b> •	280	25	22	42	70	5
	02/01 -	R		<b>142.494</b> •	264	10	8	42	65,5	5
<b>Astra Coupe'</b>										
1.8i 16V	04/00 -	F V		<b>142.496</b> •	280	25	22	42	70	5
2.0i 16V Turbo	04/00 -	F V		<b>142.496</b> •	280	25	22	42	70	5
2.2i 16V	04/00 -	F V		<b>142.496</b> •	280	25	22	42	70	5
<b>Astra F - MK III 91 - 98</b>										
1.4 16V	03/96 - 12/97	F V		<b>142.504</b> •	236	20	17	41	60	4
1.4 N	10/91 - 03/98	F		<b>142.503</b> •	236	12,7	9,7	41	60	4
1.4 S	powerful braking system	10/91 - 03/98	F V	<b>142.508</b> •	256	24	21	41	60	4
	standard braking system	10/91 - 03/98	F	<b>142.503</b> •	236	12,7	9,7	41	60	4
1.4 S Automatic	10/91 - 03/98	F V		<b>142.504</b> •	236	20	17	41	60	4
1.6 16V	02/93 - 03/98	F V		<b>142.508</b> •	256	24	21	41	60	4
1.6 N	10/91 - 03/98	F		<b>142.503</b> •	236	12,7	9,7	41	60	4
1.6 N Automatic	10/91 - 03/98	F V		<b>142.504</b> •	236	20	17	41	60	4
1.6 S	10/91 - 03/98	F V		<b>142.504</b> •	236	20	17	41	60	4
1.8	66 Kw	10/91 - 09/94	F V	<b>142.499</b> •	256	20	17	41,2	60	4
1.8 16V	10/94 - 03/98	F V		<b>142.508</b> •	256	24	21	41	60	4
	10/94 - 03/98	R		<b>142.512</b>	260	10	8	69,2	57	4
1.8 GSI 16V	92 Kw	10/91 - 09/94	F V	<b>142.508</b> •	256	24	21	41	60	4
2.0	10/91 - 09/94	F V		<b>142.508</b> •	256	24	21	41	60	4
2.0 16V	100 Kw	10/94 - 12/97	F V	<b>142.508</b> •	256	24	21	41	60	4
	100 Kw	10/94 - 12/97	R	<b>142.512</b>	260	10	8	69,2	57	4
2.0 GSI	10/91 - 09/94	F V		<b>142.508</b> •	256	24	21	41	60	4
	10/91 - 09/94	R		<b>142.512</b>	260	10	8	69,2	57	4
2.0 GSI 16V	10/91 - 03/98	F V		<b>142.508</b> •	256	24	21	41	60	4
1.6 N SW	10/91 - 03/98	R		<b>142.512</b>	260	10	8	69,2	57	4
1.6 N SW	10/91 - 03/98	F V		<b>142.504</b> •	236	20	17	41	60	4
1.7 D	powerful braking system	10/91 - 03/98	F V	<b>142.508</b> •	256	24	21	41	60	4
	standard braking system	10/91 - 03/98	F V	<b>142.504</b> •	236	20	17	41	60	4
1.7 TD	powerful braking system	10/91 - 03/98	F V	<b>142.508</b> •	256	24	21	41	60	4
	standard braking system	10/91 - 03/98	F V	<b>142.504</b> •	236	20	17	41	60	4
<b>Astra G - MK IV 99 - 04</b>										
1.2i 16V	with ABS	04/98 - 02/04	F V	<b>142.497</b> •	256	24	21	41	60	4
1.4i 16V	04/98 - 02/04	F V		<b>142.497</b> •	256	24	21	41	60	4
1.6i	04/98 - 02/04	F V		<b>142.497</b> •	256	24	21	41	60	4
1.6i 16V	04/98 - 02/04	F V		<b>142.497</b> •	256	24	21	41	60	4
1.8i 16V	04/98 - 02/04	F V		<b>142.497</b> •	256	24	21	41	60	4
	with ABS	04/98 - 02/04	F V	<b>142.496</b> •	280	25	22	42	70	5

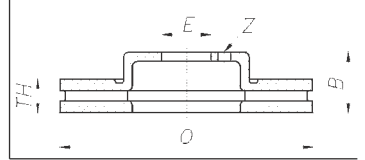


Model	Year	F R	V D	CAR	Ø	TH	min TH	B	E	Z	
2.0i 16V	04/98 - 02/04	F	V	<b>142.496</b> •	280	25	22	42	70	5	
2.0i 16V Turbo OPC	03/00 - 02/04	F	V	<b>142.030</b>	308	25	22	42	70	5	
1.7 TD	04/98 - 02/04	F	V	<b>142.497</b> •	256	24	21	41	60	4	
2.0 16V DI TD	04/98 - 02/04	F	V	<b>142.497</b> •	256	24	21	41	60	4	
All Models	with ABS	04/98 - 02/04	F	V	<b>142.496</b> •	280	25	22	42	70	5
	4 holes Disc	04/98 - 02/04	R		<b>142.495</b> •	240	10	8	42	57	4
	5 holes Disc	04/98 - 02/04	R		<b>142.494</b> •	264	10	8	42	65,5	5
<b>Astra H TwinTop 05</b>											
1.6 16V		09/05 -	F	V	<b>142.496</b> •	280	25	22	42	70	5
	4 holes Disc	09/05 -	F	V	<b>142.1676</b>	280	25	23	43,2	60	4
	4 fori fix.	09/05 -	R		<b>142.036</b>	264	10	8	42,2	57	4
1.8 16V	09/05 -	F	V	<b>142.496</b> •	280	25	22	42	70	5	
2.0 16V Turbo	09/05 -	F	V	<b>142.030</b>	308	25	22	42	70	5	
1.9 CDTI	09/05 -	F	V	<b>142.030</b>	308	25	22	42	70	5	
All Models	09/05 -	R		<b>142.494</b> •	264	10	8	42	65,5	5	
<b>Astra H/GTC - MK V 04</b>											
1.4 16V	03/04 -	F	V	<b>142.1676</b>	280	25	23	43,2	60	4	
1.6 16V	03/04 -	F	V	<b>142.1676</b>	280	25	23	43,2	60	4	
1.8 16V	03/04 -	F	V	<b>142.496</b> •	280	25	22	42	70	5	
2.0 16V Turbo	125/147 Kw	03/04 -	F	V	<b>142.030</b>	308	25	22	42	70	5
	177 Kw	03/05 -	F	V	<b>142.1249</b>	321	28	25	44	70	5
1.3 CDTI	08/05 -	F	V	<b>142.1676</b>	280	25	23	43,2	60	4	
1.7 CDTI	03/04 -	F	V	<b>142.496</b> •	280	25	22	42	70	5	
1.9 CDTI	03/04 -	F	V	<b>142.030</b>	308	25	22	42	70	5	
All Models	4 holes Disc	03/04 -	R		<b>142.495</b> •	240	10	8	42	57	4
	5 holes Disc	03/04 -	R		<b>142.494</b> •	264	10	8	42	65,5	5
<b>Astra J/SW 09</b>											
1.4 ecoFLEX	12/09 -	F	V	<b>142.1554</b>	276	26	23	45,5	60	5	
1.4 Turbo	12/09 -	F	V	<b>142.1554</b>	276	26	23	45,5	60	5	
1.6	12/09 -	F	V	<b>142.1554</b>	276	26	23	45,5	60	5	
1.6 Turbo	12/09 -	F	V	<b>142.1554</b>	276	26	23	45,5	60	5	
1.3 CDTI ecoFLEX	12/09 -	F	V	<b>142.1554</b>	276	26	23	45,5	60	5	
1.7 CDTI	12/09 -	F	V	<b>142.1554</b>	276	26	23	45,5	60	5	
2.0 CDTI	12/09 -	F	V	<b>142.1554</b>	276	26	23	45,5	60	5	
All Models	with 300 mm Discs	12/09 -	F	V	<b>142.1555</b>	300	26	23	45,5	70,7	5
	with 268 mm Discs	12/09 -	R		<b>142.1557</b>	268	12	10	45	60	5
	with 292 mm Discs	12/09 -	R		<b>142.1556</b>	292	12	10	45	70,7	5
<b>Calibra</b>											
2.0 16V	09/89 - 06/96	F	V	<b>142.508</b> •	256	24	21	41	60	4	
	09/89 - 06/96	R		<b>142.509</b>	270	9,9	8	77	57	4	
2.0 16V 4WD	09/89 - 06/96	F	V	<b>142.508</b> •	256	24	21	41	60	4	
	09/89 - 06/96	R		<b>142.509</b>	270	9,9	8	77	57	4	
2.0i	09/89 - 06/96	F	V	<b>142.508</b> •	256	24	21	41	60	4	
	09/89 - 06/96	R		<b>142.524</b>	261	9,9	8	82,1	39,9	4	
2.0i 16V Turbo 4WD	03/92 - 06/95	F	V	<b>142.513</b> •	284	24	21	41	70	5	
	07/95 - 06/96	F	V	<b>142.492</b>	288	25	22	42	70	5	
	03/92 - 06/96	R		<b>142.486</b>	270	10	8	77	65,5	5	
2.0i 4WD	09/89 - 06/96	F	V	<b>142.508</b> •	256	24	21	41	60	4	
	09/89 - 06/96	R		<b>142.509</b>	270	9,9	8	77	57	4	
2.5i V6 24V	03/92 - 06/95	F	V	<b>142.513</b> •	284	24	21	41	70	5	
	07/95 - 08/97	F	V	<b>142.492</b>	288	25	22	42	70	5	
	03/92 - 08/97	R		<b>142.486</b>	270	10	8	77	65,5	5	
<b>Corsa A - Nova 83 - 92</b>											
1.0 S	Ch -N4000000	09/82 -	F		<b>142.502</b> •	236	10	7	41	60	4
	Ch N4000001-	- 10/92	F		<b>142.503</b> •	236	12,7	9,7	41	60	4
1.2	Ch -N4000000	09/82 -	F		<b>142.502</b> •	236	10	7	41	60	4
	Ch N4000001-	- 10/92	F		<b>142.503</b> •	236	12,7	9,7	41	60	4
1.3	09/82 - 08/91	F		<b>142.502</b> •	236	10	7	41	60	4	
1.4 N	Ch -N4000000	08/89 -	F		<b>142.502</b> •	236	10	7	41	60	4
	Ch N4000001-	- 10/92	F		<b>142.503</b> •	236	12,7	9,7	41	60	4
1.4i SE	09/91 - 10/92	F	V	<b>142.504</b> •	236	20	17	41	60	4	
1.6i N GSI	55 Kw Ch -N4000000	03/88 -	F		<b>142.503</b> •	236	12,7	9,7	41	60	4





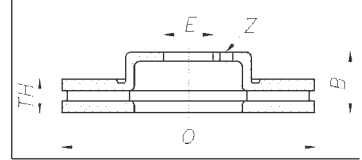
Model	Year	F R	V D	CAR	Ø	TH	min TH	B	E	Z
55 Kw Ch N4000001-	- 10/92	F	V	<b>142.504</b> •	236	20	17	41	60	4
1.6i SE GSI 74 Kw	01/88 - 10/92	F	V	<b>142.504</b> •	236	20	17	41	60	4
1.5 D	09/87 - 10/92	F		<b>142.503</b> •	236	12,7	9,7	41	60	4
1.5 TD	03/88 - 10/92	F		<b>142.503</b> •	236	12,7	9,7	41	60	4
<b>Corsa B 93 - 00</b>										
1.0 12V	11/96 - 01/00	F		<b>142.503</b> •	236	12,7	9,7	41	60	4
1.2	03/93 - 01/00	F		<b>142.503</b> •	236	12,7	9,7	41	60	4
1.2 16V exc. Sport	04/98 - 01/00	F		<b>142.503</b> •	236	12,7	9,7	41	60	4
1.2 16V Sport	04/98 - 01/00	F	V	<b>142.504</b> •	236	20	17	41	60	4
1.4 16V	09/93 - 01/00	F	V	<b>142.504</b> •	236	20	17	41	60	4
1.4 N	03/93 - 01/00	F		<b>142.503</b> •	236	12,7	9,7	41	60	4
1.4 N Sport	09/93 - 01/00	F	V	<b>142.504</b> •	236	20	17	41	60	4
1.4 SE 60 Kw	03/93 - 01/00	F	V	<b>142.504</b> •	236	20	17	41	60	4
1.6	09/93 - 01/00	F	V	<b>142.499</b> •	256	20	17	41,2	60	4
1.6 GSI 16V	09/93 - 01/00	F	V	<b>142.499</b> •	256	20	17	41,2	60	4
1.5 D	03/93 - 01/00	F		<b>142.503</b> •	236	12,7	9,7	41	60	4
1.5 TD	03/93 - 01/00	F		<b>142.503</b> •	236	12,7	9,7	41	60	4
1.7 D	09/93 - 01/00	F		<b>142.503</b> •	236	12,7	9,7	41	60	4
<b>Corsa C - MK II 00</b>										
1.0 12V with ABS	02/00 -	F	V	<b>142.383</b>	240	20	17	41,1	60	4
without ABS	02/00 -	F		<b>142.382</b> •	240	11	8	41	60	4
1.2 16V with ABS	02/00 -	F	V	<b>142.383</b>	240	20	17	41,1	60	4
without ABS	02/00 -	F		<b>142.382</b> •	240	11	8	41	60	4
1.4 16V 66 Kw	02/00 -	F	V	<b>142.380</b> •	260	24	22	41	60	4
1.8 GSI 16V 92 Kw	02/00 -	F	V	<b>142.380</b> •	260	24	22	41	60	4
1.7 DI 16V 48 Kw	02/00 -	F	V	<b>142.383</b>	240	20	17	41,1	60	4
1.7 DTI 16V 55 Kw	02/00 -	F	V	<b>142.380</b> •	260	24	22	41	60	4
All Models	02/00 -	R		<b>142.381</b>	240	10	9	40,7	57	4
<b>Corsa D 06</b>										
1.0 12V	07/06 -	F	V	<b>142.1180</b>	257	22	20	40,4	60	4
1.0 8V	07/06 -	F		<b>142.1423</b>	257	12	10	40,5	60	4
1.2 16V	07/06 -	F	V	<b>142.1180</b>	257	22	20	40,4	60	4
1.4 16V	07/06 -	F	V	<b>142.1180</b>	257	22	20	40,4	60	4
1.6 16V Turbo	07/06 -	F	V	<b>142.030</b>	308	25	22	42	70	5
1.3 CDTI 55 Kw	07/06 -	F	V	<b>142.1180</b>	257	22	20	40,4	60	4
75 Kw	07/06 -	F	V	<b>142.1181</b>	284	22	20	43,3	60	4
1.7 CDTI	07/06 -	F	V	<b>142.1341</b>	278	26	23	43	70	5
All Models with rear Discs	07/06 -	R		<b>142.1342</b>	264	10	8	40,5	70	5
with rear Drums	07/06 -	R	D	<b>433.210</b>	228,5			61	60	4
<b>GT/Cabriolet 07</b>										
2.0 16V Turbo	03/07 -	F	V	<b>142.1359</b>	296	26	23	43,2	70	5
	03/07 -	R		<b>142.1360</b>	278	12	10	41,5	70	5
<b>Insignia/Sports Tourer</b>										
1.6	07/08 -	F	V	<b>142.1510</b>	296	30	27	51	67,4	5
1.6 Turbo	07/08 -	F	V	<b>142.1510</b>	296	30	27	51	67,4	5
1.8	07/08 -	F	V	<b>142.1510</b>	296	30	27	51	67,4	5
2.0 Turbo	07/08 -	F	V	<b>142.1511</b>	321	30	27	51	67,4	5
2.0 Turbo 4WD	07/08 -	F	V	<b>142.1511</b>	321	30	27	51	67,4	5
2.8 V6 Turbo	07/08 -	F	V	<b>142.1512</b>	337	30	27	51	67,4	5
2.0 Biturbo CDTI 4WD	05/09 -	F	V	<b>142.1511</b>	321	30	27	51	67,4	5
2.0 CDTI	07/08 -	F	V	<b>142.1511</b>	321	30	27	51	67,4	5
All Models with 321 mm Discs	07/08 -	F	V	<b>142.1511</b>	321	30	27	51	67,4	5
with 337 mm Discs	07/08 -	F	V	<b>142.1512</b>	337	30	27	51	67,4	5
solid Discs	07/08 -	R		<b>142.1513</b>	292	12	10,5	48	67,4	5
vented Discs	07/08 -	R	V	<b>142.1514</b>	315	23	21,5	48	67,4	5
<b>Kadett B 67 - 73</b>										
All Models	01/67 - 12/73	F		<b>142.500</b> •	238	11	10	55,5	73	4
<b>Kadett C - Chevette 73 - 79</b>										
1.0	01/73 - 07/79	F		<b>142.500</b> •	238	11	10	55,5	73	4
1.2	01/73 - 07/79	F		<b>142.500</b> •	238	11	10	55,5	73	4
1.6	01/75 - 07/79	F		<b>142.501</b>	246	12,7	9,7	55,5	73	4
1.9	01/75 - 07/79	F		<b>142.501</b>	246	12,7	9,7	55,5	73	4



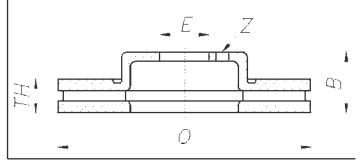
Model	Year	F R	V D	CAR	Ø	TH	min TH	B	E	Z
2.0	01/75 - 07/79	F		<b>142.501</b>	246	12,7	9,7	55,5	73	4
<b>Kadett D - Astra D 79 - 84</b>										
1.0	08/79 - 07/84	F		<b>142.502</b> •	236	10	7	41	60	4
1.2	08/79 - 07/84	F		<b>142.502</b> •	236	10	7	41	60	4
1.3	powerful braking system	F		<b>142.503</b> •	236	12,7	9,7	41	60	4
	standard braking system	F		<b>142.502</b> •	236	10	7	41	60	4
1.3 Automatic	08/79 - 07/84	F		<b>142.503</b> •	236	12,7	9,7	41	60	4
1.6	01/82 - 07/84	F		<b>142.503</b> •	236	12,7	9,7	41	60	4
1.8i	01/82 - 07/84	F	V	<b>142.504</b> •	236	20	17	41	60	4
1.6 D	01/82 - 07/84	F		<b>142.503</b> •	236	12,7	9,7	41	60	4
<b>Kadett E - Astra E/Belmont 84 - 91</b>										
1.2	08/84 - 09/91	F		<b>142.502</b> •	236	10	7	41	60	4
	optional	F		<b>142.503</b> •	236	12,7	9,7	41	60	4
1.3	08/84 - 09/91	F		<b>142.502</b> •	236	10	7	41	60	4
	optional	F		<b>142.503</b> •	236	12,7	9,7	41	60	4
1.4	08/89 - 09/91	F		<b>142.502</b> •	236	10	7	41	60	4
	optional	F		<b>142.503</b> •	236	12,7	9,7	41	60	4
1.6i	08/84 - 09/91	F		<b>142.503</b> •	236	12,7	9,7	41	60	4
	powerful braking system	F	V	<b>142.504</b> •	236	20	17	41	60	4
	with ABS	F	V	<b>142.504</b> •	236	20	17	41	60	4
1.8i	08/84 - 09/91	F	V	<b>142.503</b> •	236	12,7	9,7	41	60	4
	powerful braking system	F	V	<b>142.504</b> •	236	20	17	41	60	4
	with ABS	F	V	<b>142.504</b> •	236	20	17	41	60	4
2.0i GS	08/85 - 09/91	F	V	<b>142.508</b> •	256	24	21	41	60	4
	with ABS (- crown)	R		<b>142.524</b>	261	9,9	8	82,1	39,9	4
2.0i GS 16V	08/87 - 09/91	F	V	<b>142.508</b> •	256	24	21	41	60	4
		R		<b>142.524</b>	261	9,9	8	82,1	39,9	4
2.0i GT	05/87 - 10/91	F	V	<b>142.508</b> •	256	24	21	41	60	4
1.2 SW	08/84 - 09/91	F		<b>142.503</b> •	236	12,7	9,7	41	60	4
1.3 SW	08/84 - 09/91	F		<b>142.503</b> •	236	12,7	9,7	41	60	4
1.4 SW	08/89 - 09/91	F		<b>142.503</b> •	236	12,7	9,7	41	60	4
1.8i GT SW	08/84 - 09/91	F	V	<b>142.508</b> •	256	24	21	41	60	4
1.5 TD	07/88 - 09/91	F		<b>142.503</b> •	236	12,7	9,7	41	60	4
	powerful braking system	F	V	<b>142.504</b> •	236	20	17	41	60	4
	with ABS	F	V	<b>142.504</b> •	236	20	17	41	60	4
1.6 D	08/84 - 09/91	F		<b>142.503</b> •	236	12,7	9,7	41	60	4
	powerful braking system	F	V	<b>142.504</b> •	236	20	17	41	60	4
	with ABS	F	V	<b>142.504</b> •	236	20	17	41	60	4
1.7 D	08/88 - 09/91	F		<b>142.503</b> •	236	12,7	9,7	41	60	4
	powerful braking system	F	V	<b>142.504</b> •	236	20	17	41	60	4
	with ABS	F	V	<b>142.504</b> •	236	20	17	41	60	4
<b>Manta A 70 - 75</b>										
All Models	Ch -51019912			<b>142.500</b> •	238	11	10	55,5	73	4
	Ch 51019913-			<b>142.501</b>	246	12,7	9,7	55,5	73	4
<b>Manta B - Cavalier Coupe' 76 - 88</b>										
All Models				<b>142.501</b>	246	12,7	9,7	55,5	73	4
<b>Meriva I</b>										
1.4 16V	05/03 -	F	V	<b>142.380</b> •	260	24	22	41	60	4
	05/03 -	R		<b>142.495</b> •	240	10	8	42	57	4
1.6 16V	05/03 -	F	V	<b>142.035</b>	280	25	22	42,2	60	4
	05/03 -	R		<b>142.036</b>	264	10	8	42,2	57	4
1.8 16V	05/03 -	F	V	<b>142.035</b>	280	25	22	42,2	60	4
	05/03 -	R		<b>142.036</b>	264	10	8	42,2	57	4
1.3 16V CDTI	09/03 -	F	V	<b>142.035</b>	280	25	22	42,2	60	4
	09/03 -	R		<b>142.036</b>	264	10	8	42,2	57	4
1.7 16V CDTI	05/03 -	F	V	<b>142.496</b> •	280	25	22	42	70	5
	05/03 -	R		<b>142.494</b> •	264	10	8	42	65,5	5
1.7 16V DTI	05/03 -	F	V	<b>142.035</b>	280	25	22	42,2	60	4
	05/03 -	R		<b>142.036</b>	264	10	8	42,2	57	4
<b>Meriva II</b>										
1.4	06/10 -	F	V	<b>142.496</b> •	280	25	22	42	70	5
1.3 CDTI	06/10 -	F	V	<b>142.496</b> •	280	25	22	42	70	5







Model	Year	F R	V D	<b>CAR</b>	Ø	TH	min TH	B	E	Z	
1.7 CDTI	06/10 -	F	V	<b>142.496</b> •	280	25	22	42	70	5	
All Models	06/10 -	R		<b>142.494</b> •	264	10	8	42	65,5	5	
<b>Monterey</b>											
3.2i V6	with ABS	02/92 - 08/97	F	V	<b>142.490</b>	280	26	24,6	36	88	6
3.5i V6 24V	UBS26 with ABS	09/97 -	F	V	<b>142.490</b>	280	26	24,6	36	88	6
	UBS26 without ABS	09/97 -	F	V	<b>142.491</b>	280	26	24,6	36	88	6
3.0 DTI	UBS73 with ABS	09/97 -	F	V	<b>142.490</b>	280	26	24,6	36	88	6
	UBS73 without ABS	09/97 -	F	V	<b>142.491</b>	280	26	24,6	36	88	6
3.1 TD	with ABS	02/92 - 08/97	F	V	<b>142.490</b>	280	26	24,6	36	88	6
All Models		02/92 -	R	V	<b>142.488</b>	313	18	16,6	80,2	101	6
<b>Omega A - Carlton 87 - 93</b>											
1.8	Ch 1019855-	- 08/93	F	V	<b>142.505</b>	258	24	21	58,4	70	5
	Ch -L1019854 with ABS	08/86 - 08/93	F	V	<b>142.505</b>	258	24	21	58,4	70	5
	Ch -L1019854 without ABS	08/86 -	F		<b>142.506</b> •	258	12,7	9,7	58,4	70	5
2.0		08/86 - 08/93	F	V	<b>142.505</b>	258	24	21	58,4	70	5
2.4		08/88 - 08/93	F	V	<b>142.505</b>	258	24	21	58,4	70	5
2.6		09/90 - 08/93	F	V	<b>142.516</b>	296	28	25	58,4	70	5
3.0	Ch -M1000000	08/86 -	F	V	<b>142.498</b> •	280	24	21	58,4	70	5
	Ch M1000001-	- 08/93	F	V	<b>142.516</b>	296	28	25	58,4	70	5
3.0 24V		08/89 - 08/93	F	V	<b>142.516</b>	296	28	25	58,4	70	5
2.3 D	Ch 1019855-	- 08/93	F	V	<b>142.505</b>	258	24	21	58,4	70	5
	Ch -L1019854 with ABS	08/86 -	F	V	<b>142.505</b>	258	24	21	58,4	70	5
	Ch -L1019854 without ABS	08/86 -	F		<b>142.506</b> •	258	12,7	9,7	58,4	70	5
2.3 TD	Ch 1019855-	- 08/93	F	V	<b>142.505</b>	258	24	21	58,4	70	5
	Ch -L1019854 with ABS	08/86 -	F	V	<b>142.505</b>	258	24	21	58,4	70	5
	Ch -L1019854 without ABS	08/86 -	F		<b>142.506</b> •	258	12,7	9,7	58,4	70	5
All Models		08/86 - 08/93	R		<b>142.507</b>	270	10	8	67	65,5	5
<b>Omega B 94</b>											
2.0	Ch -V1999999	09/93 -	F	V	<b>142.511</b> •	286	24	21	58,4	70	5
	Ch W1000001-		F	V	<b>142.516</b>	296	28	25	58,4	70	5
2.0 16V	Ch -V1999999	09/93 -	F	V	<b>142.511</b> •	286	24	21	58,4	70	5
	Ch W1000001-		F	V	<b>142.516</b>	296	28	25	58,4	70	5
2.5 V6 24V		09/93 -	F	V	<b>142.516</b>	296	28	25	58,4	70	5
3.0 V6 24V		09/93 -	F	V	<b>142.516</b>	296	28	25	58,4	70	5
2.0 DTI 16V		09/97 -	F	V	<b>142.516</b>	296	28	25	58,4	70	5
2.5 TD		09/93 -	F	V	<b>142.516</b>	296	28	25	58,4	70	5
All Models		09/93 -	R		<b>142.514</b>	286	12	10	67	65,5	5
	vented Discs	09/93 -	R	V	<b>142.1248</b>	286	20	18	67	65,5	5
<b>Rekord D - Carlton 72 - 77</b>											
1.7	Ch -51041820		F		<b>142.500</b> •	238	11	10	55,5	73	4
	Ch 51041821-	- 12/77	F		<b>142.501</b>	246	12,7	9,7	55,5	73	4
1.9	Ch -51041820		F		<b>142.500</b> •	238	11	10	55,5	73	4
	Ch 51041821-	- 12/77	F		<b>142.501</b>	246	12,7	9,7	55,5	73	4
2.0		01/75 - 12/77	F		<b>142.501</b>	246	12,7	9,7	55,5	73	4
2.1 D	Ch -5861688		F		<b>142.500</b> •	238	11	10	55,5	73	4
	Ch 5861689-	- 12/77	F		<b>142.501</b>	246	12,7	9,7	55,5	73	4
2.1 D SW	Ch -5860629		F		<b>142.500</b> •	238	11	10	55,5	73	4
	Ch 5860630-	- 12/77	F		<b>142.501</b>	246	12,7	9,7	55,5	73	4
<b>Rekord E - Carlton 78 - 86</b>											
1.7	standard braking system without ABS	01/77 - 12/86	F		<b>142.501</b>	246	12,7	9,7	55,5	73	4
1.8	standard braking system without ABS	10/82 - 12/86	F		<b>142.501</b>	246	12,7	9,7	55,5	73	4
1.9	standard braking system without ABS	01/77 - 12/86	F		<b>142.501</b>	246	12,7	9,7	55,5	73	4
2.0	standard braking system without ABS	01/77 - 12/86	F		<b>142.501</b>	246	12,7	9,7	55,5	73	4
2.0 E	Ch D1000029-F1000188 without ABS		F		<b>142.501</b>	246	12,7	9,7	55,5	73	4
	Ch F1000189-F1076856	01/84 - 12/86	F	V	<b>142.485</b>	246	23	21	55,5	73	4
	Ch F1076857- without ABS	- 12/86	F		<b>142.501</b>	246	12,7	9,7	55,5	73	4
2.2 E		03/85 - 12/86	F	V	<b>142.485</b>	246	23	21	55,5	73	4
2.0 D	without ABS	01/81 - 12/83	F		<b>142.501</b>	246	12,7	9,7	55,5	73	4
2.1 D	without ABS	01/77 - 12/80	F		<b>142.501</b>	246	12,7	9,7	55,5	73	4
2.3 D	standard braking system without ABS	01/79 - 12/86	F		<b>142.501</b>	246	12,7	9,7	55,5	73	4
2.3 TD	standard braking system without ABS	01/84 - 12/86	F		<b>142.501</b>	246	12,7	9,7	55,5	73	4

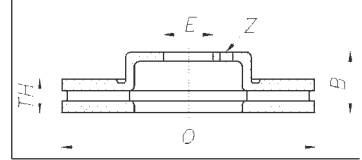


Model	Year	F R	V D	CAR	Ø	TH	min TH	B	E	Z
<b>Senator B - Royal 88 - 94</b>										
3.0 24V	08/89 - 12/94	F	V	<b>142.516</b>	296	28	25	58,4	70	5
All Models	09/87 -	F	V	<b>142.498</b> •	280	24	21	58,4	70	5
	Ch M1000000									
	- 12/94	F	V	<b>142.516</b>	296	28	25	58,4	70	5
	Ch M1000001-									
	09/87 - 12/94	R		<b>142.507</b>	270	10	8	67	65,5	5
<b>Signum</b>										
1.8 16V	05/03 -	F	V	<b>142.031</b>	285	25	22	42	70	5
2.0 16V Turbo	05/03 -	F	V	<b>142.031</b>	285	25	22	42	70	5
2.2i 16V	05/03 -	F	V	<b>142.031</b>	285	25	22	42	70	5
3.0 V6 CDTI	Ch 31068239-	F	V	<b>142.1213</b>	314	28	25	45	70	5
3.2i V6 GTS	05/03 -	F	V	<b>142.032</b>	302	28	25	45	70	5
	Ch 31068239-	F	V	<b>142.1213</b>	314	28	25	45	70	5
1.9 CDTI	05/03 -	F	V	<b>142.031</b>	285	25	22	42	70	5
2.0 DTI 16V	05/03 -	F	V	<b>142.031</b>	285	25	22	42	70	5
2.2 DTI 16V	05/03 -	F	V	<b>142.031</b>	285	25	22	42	70	5
3.0i CDTI	05/03 -	F	V	<b>142.032</b>	302	28	25	45	70	5
All Models	Ch Sport	F	V	<b>142.032</b>	302	28	25	45	70	5
	solid Discs	05/03 -	R	<b>142.034</b>	278	12	10	41,5	65,5	5
	vented Discs	05/03 -	R	<b>142.033</b>	292	20	18	41,5	65,5	5
<b>Speedster - VX220</b>										
2.0 Turbo	04/03 -	F	V	<b>142.492</b>	288	25	22	42	70	5
2.2 16V	09/00 -	F	V	<b>142.492</b>	288	25	22	42	70	5
All Models	09/00 -	R	V	<b>142.492</b>	288	25	22	42	70	5
<b>Tigra</b>										
1.4i 16V	11/94 -	F	V	<b>142.499</b> •	256	20	17	41,2	60	4
	optional	11/94 -	F	<b>142.504</b> •	236	20	17	41	60	4
1.6i 16V	11/94 -	F	V	<b>142.499</b> •	256	20	17	41,2	60	4
<b>Tigra TwinTop</b>										
1.4 16V	06/04 -	F	V	<b>142.380</b> •	260	24	22	41	60	4
1.8 16V	06/04 -	F	V	<b>142.380</b> •	260	24	22	41	60	4
1.3 16V CDTI	06/04 -	F	V	<b>142.380</b> •	260	24	22	41	60	4
All Models	06/04 -	R		<b>142.381</b>	240	10	9	40,7	57	4
<b>Vectra A - Cavalier 89 - 95</b>										
1.4	Ch -N1038529	09/88 - 09/91	F	<b>142.503</b> •	236	12,7	9,7	41	60	4
	Ch N1038530-	10/91 - 08/92	F	<b>142.504</b> •	236	20	17	41	60	4
1.6	Ch -N1038529	09/88 - 09/91	F	<b>142.503</b> •	236	12,7	9,7	41	60	4
	Ch N1038530-	10/91 - 08/95	F	<b>142.504</b> •	236	20	17	41	60	4
1.8	Ch -N1038529	09/88 - 09/91	F	<b>142.503</b> •	236	12,7	9,7	41	60	4
	Ch N1038530-	10/91 - 08/95	F	<b>142.499</b> •	256	20	17	41,2	60	4
1.8 4WD		09/88 - 08/89	F	<b>142.508</b> •	256	24	21	41	60	4
		09/88 - 08/89	R	<b>142.509</b>	270	9,9	8	77	57	4
1.8i	Ch N1038530-	10/91 - 08/95	F	<b>142.499</b> •	256	20	17	41,2	60	4
1.8i Automatic		10/89 - 08/95	F	<b>142.508</b> •	256	24	21	41	60	4
2.0		09/88 - 08/95	F	<b>142.508</b> •	256	24	21	41	60	4
	Ch -NV299999	09/88 - 08/93	R	<b>142.524</b>	261	9,9	8	82,1	39,9	4
	Ch P1000001-	09/93 - 08/95	R	<b>142.512</b>	260	10	8	69,2	57	4
2.0 16V		09/88 - 08/95	F	<b>142.508</b> •	256	24	21	41	60	4
		09/88 - 08/95	R	<b>142.509</b>	270	9,9	8	77	57	4
2.0 4WD		09/88 - 08/95	F	<b>142.508</b> •	256	24	21	41	60	4
		09/88 - 08/95	R	<b>142.509</b>	270	9,9	8	77	57	4
2.0i 16V Turbo 4WD		02/92 - 08/95	F	<b>142.513</b> •	284	24	21	41	70	5
		02/92 - 08/95	R	<b>142.486</b>	270	10	8	77	65,5	5
2.5i V6		05/93 - 08/95	F	<b>142.513</b> •	284	24	21	41	70	5
		05/93 - 08/95	R	<b>142.487</b>	260	10	8	69,2	65,5	5
1.7 D	Ch -N1038529	09/88 - 09/91	F	<b>142.503</b> •	236	12,7	9,7	41	60	4
	Ch N1038530-	10/91 - 08/95	F	<b>142.499</b> •	256	20	17	41,2	60	4
1.7 TD	Ch -N1038529	09/88 - 09/91	F	<b>142.503</b> •	236	12,7	9,7	41	60	4
	Ch N1038530-	10/91 - 08/95	F	<b>142.499</b> •	256	20	17	41,2	60	4
<b>Vectra B 96 - 02</b>										
1.6		09/95 - 03/02	F	<b>142.508</b> •	256	24	21	41	60	4
	Ch X1000001-	- 03/02	F	<b>142.492</b>	288	25	22	42	70	5
1.6 16V		09/95 - 03/02	F	<b>142.508</b> •	256	24	21	41	60	4

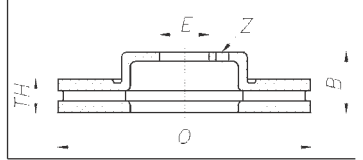




# OPEL-VAUXHALL



Model	Year	F R	V D	CAR	Ø	TH	min TH	B	E	Z
Ch X1000001-	- 03/02	F	V	<b>142.492</b>	288	25	22	42	70	5
	- 03/02	R		<b>142.489</b>	286	10	8	69,3	65,8	5
	09/95 - 03/02	R		<b>142.493</b>	270	10	8	69,2	57	4
1.8 16V	09/95 - 03/02	F	V	<b>142.508</b> •	256	24	21	41	60	4
Ch X1000001-	- 03/02	F	V	<b>142.492</b>	288	25	22	42	70	5
	- 03/02	R		<b>142.489</b>	286	10	8	69,3	65,8	5
	09/95 - 03/02	R		<b>142.493</b>	270	10	8	69,2	57	4
2.0 16V	09/95 - 03/02	F	V	<b>142.492</b>	288	25	22	42	70	5
	09/95 - 03/02	R		<b>142.489</b>	286	10	8	69,3	65,8	5
2.2 16V	09/00 - 03/02	F	V	<b>142.492</b>	288	25	22	42	70	5
	09/00 - 03/02	R		<b>142.489</b>	286	10	8	69,3	65,8	5
2.5 V6 24V	09/95 - 03/02	F	V	<b>142.492</b>	288	25	22	42	70	5
	09/95 - 03/02	R		<b>142.489</b>	286	10	8	69,3	65,8	5
2.6 V6	09/00 - 03/02	F	V	<b>142.492</b>	288	25	22	42	70	5
	09/00 - 03/02	R		<b>142.489</b>	286	10	8	69,3	65,8	5
1.7 TD	09/95 - 11/96	F	V	<b>142.508</b> •	256	24	21	41	60	4
	09/95 - 06/96	R		<b>142.493</b>	270	10	8	69,2	57	4
2.0 DI 16V	11/96 - 03/02	F	V	<b>142.508</b> •	256	24	21	41	60	4
Ch X1000001-	- 03/02	F	V	<b>142.492</b>	288	25	22	42	70	5
	- 03/02	R		<b>142.489</b>	286	10	8	69,3	65,8	5
	11/96 - 03/02	R		<b>142.493</b>	270	10	8	69,2	57	4
2.0 DTI 16V	06/97 - 03/02	F	V	<b>142.508</b> •	256	24	21	41	60	4
Ch X1000001-	- 03/02	F	V	<b>142.492</b>	288	25	22	42	70	5
	- 03/02	R		<b>142.489</b>	286	10	8	69,3	65,8	5
	06/97 - 03/02	R		<b>142.493</b>	270	10	8	69,2	57	4
2.2 DTI 16V	09/00 - 03/02	F	V	<b>142.492</b>	288	25	22	42	70	5
	09/00 - 03/02	R		<b>142.489</b>	286	10	8	69,3	65,8	5
<b>Vectra C - MK II 02</b>										
1.6 16V	06/04 -	F	V	<b>142.031</b>	285	25	22	42	70	5
1.8 16V	04/02 -	F	V	<b>142.031</b>	285	25	22	42	70	5
2.0 16V Turbo	04/02 -	F	V	<b>142.031</b>	285	25	22	42	70	5
2.2i 16V	04/02 -	F	V	<b>142.031</b>	285	25	22	42	70	5
2.8 V8 Turbo	08/05 -	F	V	<b>142.031</b>	285	25	22	42	70	5
3.0 V6 CDTI GTS	Ch 31070294-	F	V	<b>142.1213</b>	314	28	25	45	70	5
3.2i V6 GTS	06/03 -	F	V	<b>142.032</b>	302	28	25	45	70	5
	Ch 31070294-	F	V	<b>142.1213</b>	314	28	25	45	70	5
1.9 CDTI	04/02 -	F	V	<b>142.031</b>	285	25	22	42	70	5
2.0 DTI 16V	04/02 -	F	V	<b>142.031</b>	285	25	22	42	70	5
2.2 DTI 16V	04/02 -	F	V	<b>142.031</b>	285	25	22	42	70	5
3.0i CDTI	06/03 -	F	V	<b>142.032</b>	302	28	25	45	70	5
All Models	17" wheels	F	V	<b>142.1677</b>	345	29,9	27,5	45,25	70	5
	Ch Sport	F	V	<b>142.032</b>	302	28	25	45	70	5
	solid Discs	R		<b>142.034</b>	278	12	10	41,5	65,5	5
	vented Discs	R	V	<b>142.033</b>	292	20	18	41,5	65,5	5
<b>Zafira (F75_) 99</b>										
1.6i 16V	04/99 -	F	V	<b>142.496</b> •	280	25	22	42	70	5
1.8i 16V	04/99 -	F	V	<b>142.496</b> •	280	25	22	42	70	5
2.0 16V Turbo	177 Kw	F	V	<b>142.1249</b>	321	28	25	44	70	5
2.0 16V Turbo OPC	02/01 -	F	V	<b>142.030</b>	308	25	22	42	70	5
2.0i 16V DI	04/99 -	F	V	<b>142.496</b> •	280	25	22	42	70	5
All Models	04/99 -	R		<b>142.494</b> •	264	10	8	42	65,5	5
<b>Zafira 05</b>										
1.6 16V	07/05 -	F	V	<b>142.496</b> •	280	25	22	42	70	5
1.8 16V	07/05 -	F	V	<b>142.496</b> •	280	25	22	42	70	5
2.0 16V	07/05 -	F	V	<b>142.030</b>	308	25	22	42	70	5
2.2 16V	07/05 -	F	V	<b>142.496</b> •	280	25	22	42	70	5
1.9 CDTI	07/05 -	F	V	<b>142.496</b> •	280	25	22	42	70	5
All Models	07/05 -	R		<b>142.494</b> •	264	10	8	42	65,5	5
	with 278 mm Discs	R		<b>142.1548</b>	278	10	8	42	65,5	5



Model	Year	F R	V D	CAR	Ø	TH	min TH	B	E	Z
-------	------	--------	--------	-----	---	----	-----------	---	---	---

## OPEL - VAUXHALL Mpv - Suv - Off road

### Antara

2.4 16V	05/06 -	F	V	<b>142.1343</b>	296	29	27,4	51,5	70,5	5
2.4 16V 4WD	12/10 -	F	V	<b>142.1343</b>	296	29	27,4	51,5	70,5	5
3.0	11/10 -	F	V	<b>142.1343</b>	296	29	27,4	51,5	70,5	5
3.2 V6	03/07 -	F	V	<b>142.1343</b>	296	29	27,4	51,5	70,5	5
3.2 V6 24V	05/06 -	F	V	<b>142.1343</b>	296	29	27,4	51,5	70,5	5
2.0 CDTI	05/06 -	F	V	<b>142.1343</b>	296	29	27,4	51,5	70,5	5
2.2 CDTI	12/10 -	F	V	<b>142.1343</b>	296	29	27,4	51,5	70,5	5
2.2 CDTI 4WD	12/10 -	F	V	<b>142.1343</b>	296	29	27,4	51,5	70,5	5
All Models	05/06 -	R	V	<b>142.1344</b>	303	20	18,4	71,6	70,7	5

### Frontera A

All Models	Ch -SV720102	04/92 -	F	V	<b>142.517</b> •	257,4	22	20,6	36	88	6
	with ABS Ch SV720103-	- 10/98	F	V	<b>142.490</b>	280	26	24,6	36	88	6
	without ABS Ch SV720103-	- 10/98	F	V	<b>142.491</b>	280	26	24,6	36	88	6
		04/92 -	R	V	<b>142.488</b>	313	18	16,6	80,2	101	6

### Frontera B

All Models	with ABS	10/98 -	F	V	<b>142.490</b>	280	26	24,6	36	88	6
	without ABS	10/98 -	F	V	<b>142.491</b>	280	26	24,6	36	88	6
		10/98 -	R	V	<b>142.488</b>	313	18	16,6	80,2	101	6

## OPEL - VAUXHALL Light commercial

### Campo

All Models		01/92 - 08/96	F	V	<b>142.517</b> •	257,4	22	20,6	36	88	6
		09/96 -	F	V	<b>142.517</b> •	257,4	22	20,6	36	88	6

### Combo I

All Models		09/93 - 09/01	F	V	<b>142.504</b> •	236	20	17	41	60	4
		10/01 -	F	V	<b>142.380</b> •	260	24	22	41	60	4

### Combo II

1.4 16V		02/04 -	F	V	<b>142.380</b> •	260	24	22	41	60	4
1.3 16V CDTI		02/04 -	F	V	<b>142.380</b> •	260	24	22	41	60	4
1.7 16V CDTI		02/04 -	F	V	<b>142.380</b> •	260	24	22	41	60	4
All Models	with 280 mm Discs	02/04 -	F	V	<b>142.035</b>	280	25	22	42,2	60	4
		02/04 -	R		<b>142.036</b>	264	10	8	42,2	57	4

### Movano

All Models	15" wheels	01/98 -	F	V	<b>142.548</b> •	280	24	21	61,5	79,5	6
	16" wheels	01/98 -	F	V	<b>142.366</b>	305	28	25	78	90	5
		01/98 -	R		<b>142.037</b>	305	12	10,5	67	90	5

### Movano B

All Models		02/10 -	F	V	<b>142.1578</b>	302	28	24,5	70	90	5
All Models FWD		02/10 -	R		<b>142.1580</b>	305	12	10	71,5	90	5
All Models RWD	single rear wheels	02/10 -	R		<b>142.1579</b>	305	12	10	71,7	91	5
	twin rear wheels	02/10 -	R		<b>142.1692</b>	302	18	15	51	120	8

### Vivaro

2.0 16V		08/01 -	F	V	<b>142.362</b>	305	28	24	49,5	72	5
1.9 DI		08/01 -	F	V	<b>142.362</b>	305	28	24	49,5	72	5
1.9 DTI		08/01 -	F	V	<b>142.362</b>	305	28	24	49,5	72	5
All Models	with bearings	08/01 -	R		<b>142.484</b>	280	12	10	102,5	71	5
	without bearings	08/01 -	R		<b>142.1221</b>	280	12	10	102,5	71	5

## PEUGEOT

### 1007 (KM\_)

1.4i		05/05 -	F	V	<b>142.476</b> •	266	22	20	34,3	66	4
1.6i 16V		05/05 -	F	V	<b>142.476</b> •	266	22	20	34,3	66	4
		05/05 -	R		<b>142.478</b> •	247	9	8	35	71	4
1.4 HDI		05/05 -	F	V	<b>142.476</b> •	266	22	20	34,3	66	4
1.6 HDI		06/07 -	F	V	<b>142.477</b> •	283	26	24	34,2	66	4
		06/07 -	R		<b>142.478</b> •	247	9	8	35	71	4

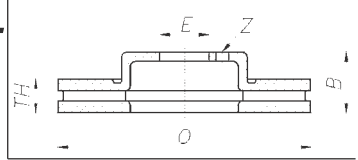
### 104

All Models	BENDIX system	10/72 - 09/88	F		<b>142.555</b> •	241	10	9	39,5	62	3
	CITROEN system	10/72 - 09/88	F		<b>142.134</b> •	245	9	7	44	62	3





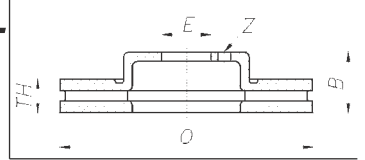
# PEUGEOT



Model		Year	F R	V D	<b>CAR</b>	Ø	TH	TH <sub>min</sub>	B	E	Z	
<b>106 91 - 96</b>												
1.0	3 holes Disc without ABS	08/91 - 04/96	F		<b>142.141</b>	•	238	8	6	29	57	3
	4 holes Disc without ABS	08/91 - 04/96	F		<b>142.527</b>	•	247	10	9	34,2	66	4
	with ABS	08/91 - 04/96	F	V	<b>142.530</b>	•	247,5	20,4	18,5	34,2	66	4
1.1	3 holes Disc without ABS	08/91 - 04/96	F		<b>142.141</b>	•	238	8	6	29	57	3
	4 holes Disc without ABS	08/91 - 04/96	F		<b>142.527</b>	•	247	10	9	34,2	66	4
	with ABS	08/91 - 04/96	F	V	<b>142.530</b>	•	247,5	20,4	18,5	34,2	66	4
1.3 Rallye		10/93 - 04/96	F	V	<b>142.530</b>	•	247,5	20,4	18,5	34,2	66	4
1.4	55 Kw with ABS	08/91 - 04/96	F	V	<b>142.530</b>	•	247,5	20,4	18,5	34,2	66	4
	55 Kw without ABS	08/91 - 04/96	F		<b>142.527</b>	•	247	10	9	34,2	66	4
	69 Kw with ABS	08/91 - 04/96	F	V	<b>142.530</b>	•	247,5	20,4	18,5	34,2	66	4
1.6	65 Kw with ABS	07/94 - 04/96	F	V	<b>142.530</b>	•	247,5	20,4	18,5	34,2	66	4
	65 Kw without ABS	07/94 - 04/96	F		<b>142.527</b>	•	247	10	9	34,2	66	4
	76 Kw	07/94 - 04/96	F	V	<b>142.530</b>	•	247,5	20,4	18,5	34,2	66	4
1.4 D	37 Kw with ABS	08/92 - 04/96	F	V	<b>142.530</b>	•	247,5	20,4	18,5	34,2	66	4
	37 Kw without ABS	08/92 - 04/96	F		<b>142.527</b>	•	247	10	9	34,2	66	4
1.5 D	with ABS	11/94 - 04/96	F	V	<b>142.530</b>	•	247,5	20,4	18,5	34,2	66	4
	without ABS	11/94 - 04/96	F		<b>142.527</b>	•	247	10	9	34,2	66	4
<b>106 96 - 04</b>												
1.0	3 holes Disc	05/96 - 10/04	F		<b>142.141</b>	•	238	8	6	29	57	3
	4 holes Disc	05/96 - 10/04	F		<b>142.527</b>	•	247	10	9	34,2	66	4
1.1	3 holes Disc	05/96 - 10/04	F		<b>142.141</b>	•	238	8	6	29	57	3
	4 holes Disc	05/96 - 10/04	F		<b>142.527</b>	•	247	10	9	34,2	66	4
1.4		05/96 - 10/04	F		<b>142.527</b>	•	247	10	9	34,2	66	4
1.6	65 Kw	05/96 - 10/04	F	V	<b>142.530</b>	•	247,5	20,4	18,5	34,2	66	4
	74 Kw	05/96 - 10/04	F	V	<b>142.530</b>	•	247,5	20,4	18,5	34,2	66	4
	74 Kw	05/96 - 10/04	R		<b>142.144</b>	•	247	8	6	25,3	71,1	4
1.6 16V GTI	87 Kw	05/96 - 10/04	F	V	<b>142.530</b>	•	247,5	20,4	18,5	34,2	66	4
	87 Kw	05/96 - 10/04	R		<b>142.144</b>	•	247	8	6	25,3	71,1	4
1.6 16V Rallye	87 Kw	05/96 - 10/04	F	V	<b>142.530</b>	•	247,5	20,4	18,5	34,2	66	4
	87 Kw	05/96 - 10/04	R		<b>142.144</b>	•	247	8	6	25,3	71,1	4
1.5 D		05/96 - 10/04	F		<b>142.527</b>	•	247	10	9	34,2	66	4
<b>107</b>												
1.0		08/05 -	F	V	<b>142.1123</b>		247	20	18	35,4	55	4
1.4 HDI		08/05 -	F	V	<b>142.1123</b>		247	20	18	35,4	55	4
<b>205</b>												
1.0		01/83 - 10/97	F		<b>142.527</b>	•	247	10	9	34,2	66	4
1.1		01/83 - 10/97	F		<b>142.527</b>	•	247	10	9	34,2	66	4
1.3 Rallye		09/87 - 10/97	F	V	<b>142.529</b>	•	247,5	20,5	18,5	44,3	66	4
1.4		01/83 - 10/97	F		<b>142.527</b>	•	247	10	9	34,2	66	4
1.6 Automatic	53 Kw solid Discs	03/87 - 10/97	F		<b>142.527</b>	•	247	10	9	34,2	66	4
	53 Kw vented Discs	03/87 - 10/97	F	V	<b>142.529</b>	•	247,5	20,5	18,5	44,3	66	4
	55 Kw	08/86 - 02/87	F		<b>142.527</b>	•	247	10	9	34,2	66	4
1.6 GTI	76 Kw	01/84 - 10/97	F	V	<b>142.529</b>	•	247,5	20,5	18,5	44,3	66	4
1.6i		09/90 - 10/97	F	V	<b>142.529</b>	•	247,5	20,5	18,5	44,3	66	4
1.9	75 Kw	04/89 - 10/97	F	V	<b>142.529</b>	•	247,5	20,5	18,5	44,3	66	4
1.9 GTI	88/94 Kw	10/86 - 10/97	F	V	<b>142.530</b>	•	247,5	20,4	18,5	34,2	66	4
	88/94 Kw	10/86 - 10/97	R		<b>142.518</b>	•	247,5	8	6,5	20,3	71	4
1.8 D		07/83 - 10/97	F		<b>142.527</b>	•	247	10	9	34,2	66	4
1.8 TD	with ABS	09/90 - 10/97	F	V	<b>142.530</b>	•	247,5	20,4	18,5	34,2	66	4
	without ABS	09/90 - 10/97	F		<b>142.527</b>	•	247	10	9	34,2	66	4
1.9 D		09/88 - 10/97	F		<b>142.527</b>	•	247	10	9	34,2	66	4
<b>206 CC</b>												
1.6i 16V	Ch -09078	05/00 -	F	V	<b>142.531</b>	•	266	20,5	18,5	27,3	66	4
	Ch 09079-	05/00 -	F	V	<b>142.476</b>	•	266	22	20	34,3	66	4
2.0i 16V S16	Ch -09078	05/00 -	F	V	<b>142.531</b>	•	266	20,5	18,5	27,3	66	4
	Ch 09079-	05/00 -	F	V	<b>142.476</b>	•	266	22	20	34,3	66	4
All Models		05/00 -	R		<b>142.144</b>	•	247	8	6	25,3	71,1	4
<b>206 Plus (T3E)</b>												
1.1		01/09 -	F	V	<b>142.530</b>	•	247,5	20,4	18,5	34,2	66	4
1.4i		09/10 -	F	V	<b>142.530</b>	•	247,5	20,4	18,5	34,2	66	4
1.4 HDI		01/09 -	F	V	<b>142.530</b>	•	247,5	20,4	18,5	34,2	66	4



# PEUGEOT



Model		Year	F R	V D	CAR	Ø	TH	min TH	B	E	Z
<b>206/SW</b>											
1.1i	with ABS	06/98 -	F		<b>142.534</b>	247	13	11	34,2	66	4
	without ABS	06/98 -	F		<b>142.527 •</b>	247	10	9	34,2	66	4
1.4i		06/98 -	F		<b>142.534</b>	247	13	11	34,2	66	4
1.4i Roland Garros		06/99 -	F	V	<b>142.530 •</b>	247,5	20,4	18,5	34,2	66	4
1.6i		09/98 -	F	V	<b>142.530 •</b>	247,5	20,4	18,5	34,2	66	4
1.6i 16V	Ch -09078	05/00 -	F	V	<b>142.531 •</b>	266	20,5	18,5	27,3	66	4
	Ch 09079-	06/99 -	F	V	<b>142.476 •</b>	266	22	20	34,3	66	4
2.0 RC		07/03 -	F	V	<b>142.477 •</b>	283	26	24	34,2	66	4
2.0i 16V GT/GTI/S16	Ch -09078	06/99 -	F	V	<b>142.531 •</b>	266	20,5	18,5	27,3	66	4
	Ch 09079-	06/99 -	F	V	<b>142.476 •</b>	266	22	20	34,3	66	4
1.4 HDI		09/01 -	F	V	<b>142.530 •</b>	247,5	20,4	18,5	34,2	66	4
1.6 HDI FAP		05/04 -	F	V	<b>142.476 •</b>	266	22	20	34,3	66	4
1.9 D		06/98 -	F	V	<b>142.530 •</b>	247,5	20,4	18,5	34,2	66	4
2.0 HDI	Ch -09078	06/99 -	F	V	<b>142.531 •</b>	266	20,5	18,5	27,3	66	4
	Ch 09079-	06/99 -	F	V	<b>142.476 •</b>	266	22	20	34,3	66	4
All Models	with rear Discs	06/99 -	R		<b>142.144 •</b>	247	8	6	25,3	71,1	4
<b>207 CC</b>											
1.6 16V		02/06 -	F	V	<b>142.477 •</b>	283	26	24	34,2	66	4
1.6 16V HDI		02/06 -	F	V	<b>142.477 •</b>	283	26	24	34,2	66	4
All Models	with bearings	02/06 -	R		<b>142.1316</b>	249	9	7	69	56	4
	without bearings	02/06 -	R		<b>142.1349</b>	249	9	7	69	56	4
<b>207/SW</b>											
1.4		02/06 -	F	V	<b>142.476 •</b>	266	22	20	34,3	66	4
1.4 16V		02/06 -	F	V	<b>142.476 •</b>	266	22	20	34,3	66	4
1.6 16V		02/06 -	F	V	<b>142.477 •</b>	283	26	24	34,2	66	4
1.6 16V THP		02/06 -	F	V	<b>142.1083</b>	302	26	24	34,2	66	4
1.6 16V VTI		02/06 -	F	V	<b>142.477 •</b>	283	26	24	34,2	66	4
1.4 HDI		02/06 -	F	V	<b>142.476 •</b>	266	22	20	34,3	66	4
1.6 16V HDI		02/06 -	F	V	<b>142.477 •</b>	283	26	24	34,2	66	4
All Models	with bearings	02/06 -	R		<b>142.1316</b>	249	9	7	69	56	4
	without bearings	02/06 -	R		<b>142.1349</b>	249	9	7	69	56	4
<b>208</b>											
1.2 VTI		01/12 -	F	V	<b>142.476 •</b>	266	22	20	34,3	66	4
1.4 VTI		01/12 -	F	V	<b>142.476 •</b>	266	22	20	34,3	66	4
1.6 VTI		01/12 -	F	V	<b>142.476 •</b>	266	22	20	34,3	66	4
1.4 HDI		01/12 -	F	V	<b>142.476 •</b>	266	22	20	34,3	66	4
1.6 HDI		01/12 -	F	V	<b>142.476 •</b>	266	22	20	34,3	66	4
All Models		01/12 -	R		<b>142.1316</b>	249	9	7	69	56	4
<b>304</b>											
1.1 SW		10/77 - 10/80	F		<b>142.510</b>	263	10	9	37	80	3
1.3 SW		10/77 - 10/80	F		<b>142.510</b>	263	10	9	37	80	3
1.4 D		10/77 - 10/79	F		<b>142.510</b>	263	10	9	37	80	3
<b>305</b>											
1.3		10/82 - 08/86	F		<b>142.528</b>	266	10	8	27	66	4
		11/77 - 09/82	F		<b>142.510</b>	263	10	9	37	80	3
1.5		10/82 - 07/90	F		<b>142.528</b>	266	10	8	27	66	4
		11/79 - 09/82	F		<b>142.510</b>	263	10	9	37	80	3
1.6	55 Kw	10/82 - 12/88	F		<b>142.528</b>	266	10	8	27	66	4
1.6 Automatic	66 Kw	07/84 - 12/87	F		<b>142.528</b>	266	10	8	27	66	4
1.6 GT	66 Kw	07/84 - 08/87	F	V	<b>142.531 •</b>	266	20,5	18,5	27,3	66	4
1.9	75 Kw	10/82 - 10/87	F	V	<b>142.531 •</b>	266	20,5	18,5	27,3	66	4
1.9i	72 Kw	10/86 - 12/88	F	V	<b>142.531 •</b>	266	20,5	18,5	27,3	66	4
1.5 D		11/77 - 09/82	F		<b>142.510</b>	263	10	9	37	80	3
1.9 D		12/82 - 12/88	F		<b>142.528</b>	266	10	8	27	66	4
<b>306</b>											
1.1i	with ABS	03/94 - 02/97	F	V	<b>142.530 •</b>	247,5	20,4	18,5	34,2	66	4
	without ABS	03/93 - 02/97	F		<b>142.527 •</b>	247	10	9	34,2	66	4
1.4i	with ABS	03/93 -	F	V	<b>142.530 •</b>	247,5	20,4	18,5	34,2	66	4
	without ABS	03/93 - 02/97	F		<b>142.527 •</b>	247	10	9	34,2	66	4
	without ABS	03/97 -	F		<b>142.534</b>	247	13	11	34,2	66	4
1.6i		03/93 -	F	V	<b>142.530 •</b>	247,5	20,4	18,5	34,2	66	4



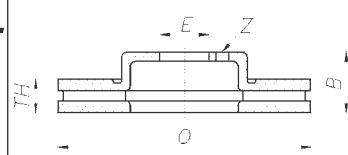
www.intercar.org

142 -> HPD for high performance discs

142 -> HPD per dischi freno ad alte prestazioni



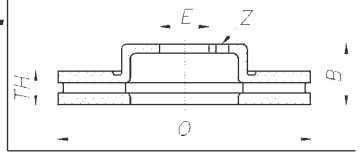
# PEUGEOT



Model	Year	F R	V D	CAR	Ø	TH	min TH	B	E	Z	
1.8i	74 Kw	03/93 - 02/97	F	V	<b>142.530</b> •	247,5	20,4	18,5	34,2	66	4
1.8i 16V	81 Kw	03/97 -	F	V	<b>142.531</b> •	266	20,5	18,5	27,3	66	4
1.8i Automatic	74 Kw	05/97 -	F	V	<b>142.530</b> •	247,5	20,4	18,5	34,2	66	4
2.0i	89/97 Kw	03/94 -	F	V	<b>142.531</b> •	266	20,5	18,5	27,3	66	4
2.0i 16V GTI/S16	110/112/120 Kw	03/94 -	F	V	<b>142.135</b> •	283	22	20	27,4	66,1	4
1.4i SW	with ABS	03/97 -	F	V	<b>142.531</b> •	266	20,5	18,5	27,3	66	4
	without ABS	03/97 -	F	V	<b>142.530</b> •	247,5	20,4	18,5	34,2	66	4
1.6i SW	with ABS	03/97 -	F	V	<b>142.531</b> •	266	20,5	18,5	27,3	66	4
	without ABS	03/97 -	F	V	<b>142.530</b> •	247,5	20,4	18,5	34,2	66	4
1.8i 16V SW	81 Kw	03/97 -	F	V	<b>142.531</b> •	266	20,5	18,5	27,3	66	4
1.8i SW	75 Kw	03/97 -	F	V	<b>142.531</b> •	266	20,5	18,5	27,3	66	4
2.0i SW		03/97 -	F	V	<b>142.531</b> •	266	20,5	18,5	27,3	66	4
1.9 D	solid Discs	03/93 - 02/97	F		<b>142.527</b> •	247	10	9	34,2	66	4
	vented Discs	03/93 -	F	V	<b>142.530</b> •	247,5	20,4	18,5	34,2	66	4
1.9 TD		10/93 - 11/99	F	V	<b>142.530</b> •	247,5	20,4	18,5	34,2	66	4
2.0 HDI		02/99 -	F	V	<b>142.530</b> •	247,5	20,4	18,5	34,2	66	4
1.9 D SW	with ABS	03/97 -	F	V	<b>142.531</b> •	266	20,5	18,5	27,3	66	4
	without ABS	03/97 -	F	V	<b>142.530</b> •	247,5	20,4	18,5	34,2	66	4
1.9 TD SW		03/97 - 11/99	F	V	<b>142.531</b> •	266	20,5	18,5	27,3	66	4
2.0 HDI SW		02/99 -	F	V	<b>142.531</b> •	266	20,5	18,5	27,3	66	4
All Models	with rear Discs	03/93 - 02/97	R		<b>142.144</b> •	247	8	6	25,3	71,1	4
<b>306 Cabriolet</b>											
1.4i	with ABS	10/94 -	F	V	<b>142.530</b> •	247,5	20,4	18,5	34,2	66	4
	without ABS	03/97 -	F		<b>142.534</b>	247	13	11	34,2	66	4
	without ABS	10/94 - 02/97	F		<b>142.527</b> •	247	10	9	34,2	66	4
1.6i		10/94 -	F	V	<b>142.530</b> •	247,5	20,4	18,5	34,2	66	4
1.8i	74 Kw	04/94 -	F	V	<b>142.530</b> •	247,5	20,4	18,5	34,2	66	4
1.8i 16V	81 Kw	03/97 -	F	V	<b>142.531</b> •	266	20,5	18,5	27,3	66	4
2.0i		04/94 -	F	V	<b>142.531</b> •	266	20,5	18,5	27,3	66	4
All Models	with rear Discs	04/94 -	R		<b>142.144</b> •	247	8	6	25,3	71,1	4
<b>307 CC</b>											
1.6 16V		03/05 -	F	V	<b>142.477</b> •	283	26	24	34,2	66	4
2.0 16V	103 Kw	10/03 -	F	V	<b>142.477</b> •	283	26	24	34,2	66	4
2.0 16V RS	180 Kw	03/05 -	F	V	<b>142.1083</b>	302	26	24	34,2	66	4
2.0 16V HDI		03/05 -	F	V	<b>142.1083</b>	302	26	24	34,2	66	4
All Models		06/01 -	R		<b>142.478</b> •	247	9	8	35	71	4
	BOSCH system with bearings	05/04 -	R		<b>142.1084</b>	249	9	8	67	65	4
	BOSCH system without bearings	05/04 -	R		<b>142.1220</b>	249	9	8	67	65	4
<b>307/SW</b>											
1.4 16V		06/01 -	F	V	<b>142.476</b> •	266	22	20	34,3	66	4
1.6 16V		06/01 -	F	V	<b>142.477</b> •	283	26	24	34,2	66	4
2.0 16V		06/01 -	F	V	<b>142.477</b> •	283	26	24	34,2	66	4
1.4 HDI		06/01 -	F	V	<b>142.476</b> •	266	22	20	34,3	66	4
1.6 16V HDI		02/04 -	F	V	<b>142.477</b> •	283	26	24	34,2	66	4
2.0 16V HDI		06/01 -	F	V	<b>142.477</b> •	283	26	24	34,2	66	4
All Models		06/01 -	R		<b>142.478</b> •	247	9	8	35	71	4
	BOSCH system with bearings	05/04 -	R		<b>142.1084</b>	249	9	8	67	65	4
	BOSCH system without bearings	05/04 -	R		<b>142.1220</b>	249	9	8	67	65	4
<b>308 CC</b>											
1.6 16V		06/09 -	F	V	<b>142.477</b> •	283	26	24	34,2	66	4
1.6 16V THP		10/10 -	F	V	<b>142.1501</b>	302	26	24	34,2	66	4
1.6 16V HDI		06/09 -	F	V	<b>142.477</b> •	283	26	24	34,2	66	4
2.0 16V HDI		06/09 -	F	V	<b>142.1501</b>	302	26	24	34,2	66	4
All Models	with bearings	06/09 -	R		<b>142.1347</b>	249	9	8	73	55,8	4
	without bearings	06/09 -	R		<b>142.1346</b>	249	9	8	73	55,8	4
<b>308/SW 07</b>											
1.4 16V		10/07 -	F	V	<b>142.477</b> •	283	26	24	34,2	66	4
1.6 16V		10/07 -	F	V	<b>142.477</b> •	283	26	24	34,2	66	4
1.6 16V HDI		10/07 -	F	V	<b>142.477</b> •	283	26	24	34,2	66	4
2.0 16V HDI		10/07 -	F	V	<b>142.1501</b>	302	26	24	34,2	66	4
All Models	with bearings	10/07 -	R		<b>142.1347</b>	249	9	8	73	55,8	4
	without bearings	10/07 -	R		<b>142.1346</b>	249	9	8	73	55,8	4



# PEUGEOT



Model		Year	F R	V D	CAR	Ø	TH	min TH	B	E	Z
<b>309</b>											
1.1		09/85 - 12/92	F		<b>142.527</b> •	247	10	9	34,2	66	4
1.3		09/85 - 12/92	F		<b>142.527</b> •	247	10	9	34,2	66	4
1.4		03/89 - 12/92	F		<b>142.527</b> •	247	10	9	34,2	66	4
1.6	55 Kw	09/85 - 12/92	F		<b>142.527</b> •	247	10	9	34,2	66	4
1.6 Automatic	53 Kw	09/88 - 12/92	F		<b>142.527</b> •	247	10	9	34,2	66	4
1.6 GTI	76 Kw	03/86 - 12/92	F	V	<b>142.530</b> •	247,5	20,4	18,5	34,2	66	4
1.9	77 Kw	09/85 - 12/92	F		<b>142.527</b> •	247	10	9	34,2	66	4
1.9 GTI		12/86 - 12/92	F	V	<b>142.530</b> •	247,5	20,4	18,5	34,2	66	4
		12/86 - 12/92	R		<b>142.518</b> •	247,5	8	6,5	20,3	71	4
1.9i	72 Kw	03/87 - 09/88	F		<b>142.527</b> •	247	10	9	34,2	66	4
	80 Kw	10/88 - 12/92	F		<b>142.527</b> •	247	10	9	34,2	66	4
1.8 TD		07/89 - 12/92	F		<b>142.527</b> •	247	10	9	34,2	66	4
1.9 D		10/86 - 12/92	F		<b>142.527</b> •	247	10	9	34,2	66	4
<b>405 87 - 92</b>											
1.6		09/87 - 08/92	F		<b>142.528</b>	266	10	8	27	66	4
1.9	Ch -S70536851	09/87 -	F		<b>142.528</b>	266	10	8	27	66	4
	Ch S70536852-	- 08/92	F	V	<b>142.531</b> •	266	20,5	18,5	27,3	66	4
1.9 Mi 16	108/116 Kw	09/87 - 08/92	F	V	<b>142.531</b> •	266	20,5	18,5	27,3	66	4
	116 Kw	09/87 - 12/88	R		<b>142.519</b> •	247	10	8	34,3	71	4
	2WD 108 Kw	05/88 - 08/92	R		<b>142.519</b> •	247	10	8	34,3	71	4
	4WD 108 Kw	05/88 - 08/92	R		<b>142.527</b> •	247	10	9	34,2	66	4
1.9i		09/87 - 08/92	F	V	<b>142.531</b> •	266	20,5	18,5	27,3	66	4
		09/87 - 08/92	R		<b>142.519</b> •	247	10	8	34,3	71	4
	4WD 80 Kw	09/88 - 08/92	R		<b>142.527</b> •	247	10	9	34,2	66	4
1.8 TD	solid Discs	09/88 - 08/92	F		<b>142.528</b>	266	10	8	27	66	4
	vented Discs	09/90 - 08/92	F	V	<b>142.531</b> •	266	20,5	18,5	27,3	66	4
		09/90 - 08/92	R		<b>142.519</b> •	247	10	8	34,3	71	4
1.9 D	Ch -S70536851	05/88 -	F		<b>142.528</b>	266	10	8	27	66	4
	Ch S70536852-	- 08/92	F	V	<b>142.531</b> •	266	20,5	18,5	27,3	66	4
<b>405 93 - 96</b>											
1.4		09/92 - 10/95	F		<b>142.528</b>	266	10	8	27	66	4
1.6		09/92 - 10/95	F		<b>142.528</b>	266	10	8	27	66	4
1.6i		01/92 - 12/96	F	V	<b>142.531</b> •	266	20,5	18,5	27,3	66	4
1.8i		09/92 - 10/95	F	V	<b>142.531</b> •	266	20,5	18,5	27,3	66	4
		09/92 - 10/95	R		<b>142.519</b> •	247	10	8	34,3	71	4
1.9i		09/92 - 10/92	F	V	<b>142.531</b> •	266	20,5	18,5	27,3	66	4
		09/92 - 12/92	R		<b>142.519</b> •	247	10	8	34,3	71	4
	4WD 80 Kw	09/92 - 12/92	R		<b>142.527</b> •	247	10	9	34,2	66	4
2.0 4WD		09/92 - 12/96	F		<b>142.527</b> •	247	10	9	34,2	66	4
2.0 Mi 16	112 Kw	09/92 - 10/95	F	V	<b>142.531</b> •	266	20,5	18,5	27,3	66	4
	112 Kw	09/92 - 10/95	R		<b>142.519</b> •	247	10	8	34,3	71	4
2.0 T16	4WD 114 Kw	07/93 - 10/95	F	V	<b>142.135</b> •	283	22	20	27,4	66,1	4
	4WD 114 Kw	07/93 - 10/95	R		<b>142.527</b> •	247	10	9	34,2	66	4
2.0i	89 Kw	09/92 - 10/95	F	V	<b>142.531</b> •	266	20,5	18,5	27,3	66	4
	89 Kw	09/92 - 10/95	R		<b>142.519</b> •	247	10	8	34,3	71	4
1.9 D		09/92 - 10/95	F	V	<b>142.531</b> •	266	20,5	18,5	27,3	66	4
1.9 TD		09/92 - 10/95	F	V	<b>142.531</b> •	266	20,5	18,5	27,3	66	4
		09/92 - 10/95	R		<b>142.519</b> •	247	10	8	34,3	71	4
<b>406</b>											
1.6i		10/95 - 10/97	F	V	<b>142.521</b> •	260	24	22	28	66	4
1.8 16V	81 Kw	10/95 -	F	V	<b>142.521</b> •	260	24	22	28	66	4
1.8i	74 Kw	10/95 -	F	V	<b>142.521</b> •	260	24	22	28	66	4
2.0i 16V		10/95 -	F	V	<b>142.151</b> •	283	26	24,2	28,2	66	4
2.0i Turbo		04/96 - 05/99	F	V	<b>142.151</b> •	283	26	24,2	28,2	66	4
3.0i V6 24V		10/96 -	F	V	<b>142.151</b> •	283	26	24,2	28,2	66	4
1.9 TD	55 Kw	10/95 - 09/98	F	V	<b>142.521</b> •	260	24	22	28	66	4
	66 Kw	10/95 - 09/98	F	V	<b>142.151</b> •	283	26	24,2	28,2	66	4
2.0 HDI	66/80 Kw	03/99 -	F	V	<b>142.151</b> •	283	26	24,2	28,2	66	4
2.1 TD		10/95 - 02/99	F	V	<b>142.151</b> •	283	26	24,2	28,2	66	4
All Models	with rear Discs	10/95 -	R		<b>142.523</b>	290	10	8	60	71,1	4



www.intercar.org

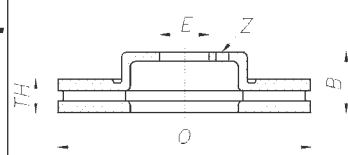
142 -> HPD for high performance discs

142 -> HPD per dischi freno ad alte prestazioni





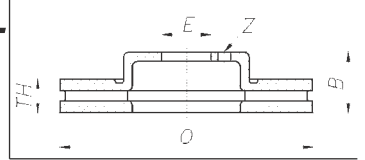
# PEUGEOT



Model	Year	F R	V D	CAR	Ø	TH	min TH	B	E	Z
<b>406 Break</b>										
1.8i	03/96 -	F	V	<b>142.521</b> •	260	24	22	28	66	4
1.8i 16V	03/96 -	F	V	<b>142.521</b> •	260	24	22	28	66	4
2.0i 16V	03/96 -	F	V	<b>142.151</b> •	283	26	24,2	28,2	66	4
2.0i Turbo	03/96 - 05/99	F	V	<b>142.151</b> •	283	26	24,2	28,2	66	4
3.0 V6 16V	03/96 -	F	V	<b>142.151</b> •	283	26	24,2	28,2	66	4
3.0 V6 24V	03/96 -	F	V	<b>142.151</b> •	283	26	24,2	28,2	66	4
1.9 TD	55 Kw	03/96 - 05/99	F	V	<b>142.521</b> •	260	24	22	28	4
	66 Kw	03/96 - 05/99	F	V	<b>142.151</b> •	283	26	24,2	28,2	4
2.0 HDI	66/80 Kw	03/99 -	F	V	<b>142.151</b> •	283	26	24,2	28,2	4
2.1 TD		03/96 - 05/99	F	V	<b>142.151</b> •	283	26	24,2	28,2	4
All Models	with rear Discs	03/96 -	R		<b>142.523</b>	290	10	8	60	71,1 4
<b>406 Coupe'</b>										
2.0i 16V	01/97 -	F	V	<b>142.151</b> •	283	26	24,2	28,2	66	4
3.0i V6 24V	01/95 -	F	V	<b>142.693</b>	305	28	26	28,2	66	4
2.2 HDI 16V	01/00 -	F	V	<b>142.693</b>	305	28	26	28,2	66	4
All Models	with rear Discs	01/95 -	R		<b>142.523</b>	290	10	8	60	71,1 4
<b>407 Coupe'</b>										
2.2 16V	10/05 - 07/07	F	V	<b>142.1081</b>	330	30	28	48	71	5
3.0 V6 24V	10/05 - 07/07	F	V	<b>142.1081</b>	330	30	28	48	71	5
2.7 V6 24V HDI	10/05 - 07/07	F	V	<b>142.1081</b>	330	30	28	48	71	5
All Models		08/07 -	F	V	<b>142.1553</b>	330	30	28	48	71,1 5
		10/05 -	R		<b>142.1315</b>	290	12	10	50	71 5
<b>407/SW</b>										
1.8 16V	05/04 -	F	V	<b>142.537</b> •	283	26	24	48	71	5
2.2 16V	05/04 - 07/07	F	V	<b>142.1081</b>	330	30	28	48	71	5
	08/07 -	F	V	<b>142.1553</b>	330	30	28	48	71,1	5
3.0 V6 24V	05/04 - 07/07	F	V	<b>142.1081</b>	330	30	28	48	71	5
	08/07 -	F	V	<b>142.1553</b>	330	30	28	48	71,1	5
1.6 16V HDI	05/04 -	F	V	<b>142.537</b> •	283	26	24	48	71	5
2.0 16V HDI	05/04 -	F	V	<b>142.537</b> •	283	26	24	48	71	5
All Models		05/04 -	R		<b>142.1082</b>	290	12	10	35	71 5
<b>504</b>										
1.6 Pick up	10/79 - 12/84	F		<b>142.515</b>	273,5	12,7	10,7	43	76	4
1.8	07/68 - 12/84	F		<b>142.515</b>	273,5	12,7	10,7	43	76	4
2.0	03/71 - 12/84	F		<b>142.515</b>	273,5	12,7	10,7	43	76	4
2.0 TI	01/71 - 12/84	F		<b>142.515</b>	273,5	12,7	10,7	43	76	4
2.7 V6 Cabriolet	09/74 - 12/84	F	V	<b>142.526</b>	273	20	18	43	76	4
2.7 V6 Coupe'	09/74 - 12/84	F	V	<b>142.526</b>	273	20	18	43	76	4
1.9 D	03/73 - 12/84	F		<b>142.515</b>	273,5	12,7	10,7	43	76	4
2.1 D	02/71 - 12/84	F		<b>142.515</b>	273,5	12,7	10,7	43	76	4
2.3 D	07/75 - 12/84	F		<b>142.515</b>	273,5	12,7	10,7	43	76	4
All Models	with rear Discs	03/75 - 12/84	R		<b>142.520</b> •	273	12	10,5	24,5	79 4
<b>505</b>										
1.8	01/79 - 10/92	F		<b>142.515</b>	273,5	12,7	10,7	43	76	4
2.0	01/79 - 10/92	F		<b>142.515</b>	273,5	12,7	10,7	43	76	4
2.0 STI	01/79 - 10/92	F		<b>142.515</b>	273,5	12,7	10,7	43	76	4
2.0 TI	01/79 - 10/92	F		<b>142.515</b>	273,5	12,7	10,7	43	76	4
2.1 Turbo	without ABS	03/82 - 10/88	F	V	<b>142.526</b>	273	20	18	43	76 4
2.2 GTI	08/83 - 12/93	F		<b>142.515</b>	273,5	12,7	10,7	43	76	4
2.2i	05/81 - 12/93	F		<b>142.515</b>	273,5	12,7	10,7	43	76	4
2.3 D	09/80 - 06/86	F		<b>142.515</b>	273,5	12,7	10,7	43	76	4
2.3 TD	09/80 - 06/86	F		<b>142.515</b>	273,5	12,7	10,7	43	76	4
2.5 D	06/81 - 12/93	F		<b>142.515</b>	273,5	12,7	10,7	43	76	4
2.5 TD	10/83 - 12/93	F		<b>142.515</b>	273,5	12,7	10,7	43	76	4
All Models	exc. Diesel	01/79 - 10/93	R		<b>142.520</b> •	273	12	10,5	24,5	79 4
<b>508/SW</b>										
1.6 THP	11/10 -	F	V	<b>142.537</b> •	283	26	24	48	71	5
1.6 VTI	11/10 -	F	V	<b>142.537</b> •	283	26	24	48	71	5
1.6 HDI	11/10 -	F	V	<b>142.537</b> •	283	26	24	48	71	5
2.0 HDI	11/10 -	F	V	<b>142.537</b> •	283	26	24	48	71	5
2.2 HDI	11/10 -	F	V	<b>142.537</b> •	283	26	24	48	71	5



# PEUGEOT



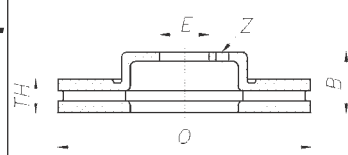
Model		Year	F R	V D	<b>CAR</b>	Ø	TH	min TH	B	E	Z
All Models	with 304 mm Discs	11/10 -	F	V	<b>142.1425</b>	304	28	26	48,5	71	5
	with 340 mm Discs	11/10 -	F	V	<b>142.1600</b>	340	30	28	48	71	5
	with electronic parking brake	11/10 -	R		<b>142.1082</b>	290	12	10	35	71	5
	without electronic parking brake	11/10 -	R		<b>142.1718</b>	290	12	10	44	71	5
<b>604</b>											
2.0		01/81 - 10/86	F		<b>142.515</b>	273,5	12,7	10,7	43	76	4
2.7 V6	100 Kw	09/75 - 10/84	F	V	<b>142.526</b>	273	20	18	43	76	4
	106 Kw	10/77 - 10/83	F	V	<b>142.526</b>	273	20	18	43	76	4
2.8 V6	114 Kw	10/83 - 10/86	F	V	<b>142.526</b>	273	20	18	43	76	4
2.3 D		10/78 - 10/83	F		<b>142.515</b>	273,5	12,7	10,7	43	76	4
2.5 TD		10/83 - 10/86	F		<b>142.515</b>	273,5	12,7	10,7	43	76	4
All Models	exc. 2.0	09/75 - 10/86	R		<b>142.520</b> •	273	12	10,5	24,5	79	4
<b>605</b>											
2.0	84 Kw Ch -S90807683	04/90 -	F	V	<b>142.532</b> •	276	22	20,5	48	71	5
	84 Kw Ch S90807684-		F	V	<b>142.145</b>	283	26	24	48	71	5
2.0 16V	97 Kw	07/94 -	F	V	<b>142.145</b>	283	26	24	48	71	5
2.0 Turbo	104 Kw Ch -S90807683	12/92 -	F	V	<b>142.532</b> •	276	22	20,5	48	71	5
	104 Kw Ch S90807684-	- 06/94	F	V	<b>142.145</b>	283	26	24	48	71	5
	108 Kw	07/94 -	F	V	<b>142.145</b>	283	26	24	48	71	5
2.0i	89 Kw Ch -S90807683	04/90 -	F	V	<b>142.532</b> •	276	22	20,5	48	71	5
	89 Kw Ch S90807684-		F	V	<b>142.145</b>	283	26	24	48	71	5
3.0	123 Kw Ch -S90807683	04/90 -	F	V	<b>142.532</b> •	276	22	20,5	48	71	5
	123 Kw Ch S90807684-		F	V	<b>142.145</b>	283	26	24	48	71	5
3.0 24V	147 Kw Ch -S90807683	04/90 -	F	V	<b>142.532</b> •	276	22	20,5	48	71	5
2.1 D	Ch -S90807683	04/90 -	F	V	<b>142.532</b> •	276	22	20,5	48	71	5
	Ch S90807684-		F	V	<b>142.145</b>	283	26	24	48	71	5
2.1 TD	Ch -S90807683	10/90 -	F	V	<b>142.532</b> •	276	22	20,5	48	71	5
	Ch S90807684-		F	V	<b>142.145</b>	283	26	24	48	71	5
2.5 TD		09/94 -	F	V	<b>142.145</b>	283	26	24	48	71	5
All Models		04/90 -	R		<b>142.533</b>	290	10	8	40	71	5
<b>607</b>											
2.2i 16V		02/00 -	F	V	<b>142.538</b>	309	32	30	43	71	5
	LUCAS system		F	V	<b>142.537</b> •	283	26	24	48	71	5
3.0i V6		02/00 -	F	V	<b>142.538</b>	309	32	30	43	71	5
	LUCAS system		F	V	<b>142.537</b> •	283	26	24	48	71	5
2.2 HDI	LUCAS system	02/00 -	F	V	<b>142.537</b> •	283	26	24	48	71	5
All Models	with 330 mm Discs	02/00 - 07/07	F	V	<b>142.1081</b>	330	30	28	48	71	5
	with 330 mm Discs	08/07 -	F	V	<b>142.1553</b>	330	30	28	48	71,1	5
		02/00 -	R		<b>142.539</b>	290	10	8	44	71	5
<b>806</b>											
1.8i	LUCAS/GIRLING system	02/94 -	F	V	<b>142.408</b> •	281	26	24,2	43,7	59	5
	with ABS		F		<b>142.409</b>	295	10	8	56	59	5
2.0 Turbo	108 Kw	06/94 -	F	V	<b>142.408</b> •	281	26	24,2	43,7	59	5
2.0i	89 Kw	06/94 -	F	V	<b>142.408</b> •	281	26	24,2	43,7	59	5
1.9 TD		02/95 -	F	V	<b>142.408</b> •	281	26	24,2	43,7	59	5
2.1 TD		06/96 -	F	V	<b>142.408</b> •	281	26	24,2	43,7	59	5
All Models	with rear Discs	06/94 -	R		<b>142.409</b>	295	10	8	56	59	5
	with rear Drums	06/94 -	R	D	<b>433.068</b>	255	67		85	59	5
<b>807</b>											
2.0 16V		01/02 -	F	V	<b>142.205</b>	285	28	26	43,7	59	5
2.2 16V		01/02 -	F	V	<b>142.205</b>	285	28	26	43,7	59	5
3.0 V6 24V		01/02 -	F	V	<b>142.029</b>	310	32	30	43,5	59	5
2.0 16V HDI		01/02 -	F	V	<b>142.205</b>	285	28	26	43,7	59	5
2.2 16V HDI		01/02 -	F	V	<b>142.205</b>	285	28	26	43,7	59	5
All Models		01/02 -	R		<b>142.206</b>	272	12	10	28	59	5
<b>Bipper</b>											
1.4		02/08 -	F	V	<b>142.191</b> •	257	22	20,2	40,5	59	4
1.3 HDI		10/10 -	F	V	<b>142.191</b> •	257	22	20,2	40,5	59	4
1.4 HDI		02/08 -	F	V	<b>142.191</b> •	257	22	20,2	40,5	59	4
All Models	manual	02/08 -	F	V	<b>142.419</b> •	284	22	20,2	43,5	59	4
<b>iOn</b>											
Elettric		03/10 -	F	V	<b>142.1717</b>	257	17	15	38,3	64	4



www.intercar.org  
 142 -> HPD for high performance discs  
 142 -> HPD per dischi freno ad alte prestazioni



# PEUGEOT



Model	Year	F R	V D	<b>CAR</b>	Ø	TH	min TH	B	E	Z
<b>Partner 08</b>										
1.6	04/08 -	F	V	<b>142.477</b> •	283	26	24	34,2	66	4
1.6 HDI	04/08 -	F	V	<b>142.477</b> •	283	26	24	34,2	66	4
<b>RCZ</b>										
1.6 16V	03/10 -	F	V	<b>142.1694</b>	302	26	24	34,2	66	5
2.0 HDI	03/10 -	F	V	<b>142.1694</b>	302	26	24	34,2	66	5
All Models	19" wheels	F	V	<b>142.1695</b>	340	30	28	34,2	71	5
	03/10 -	R		<b>142.1082</b>	290	12	10	35	71	5

## PEUGEOT Mpv - Suv - Off road

<b>3008</b>										
1.6 THP	06/09 -	F	V	<b>142.1501</b>	302	26	24	34,2	66	4
1.6 VTI	06/09 -	F	V	<b>142.477</b> •	283	26	24	34,2	66	4
1.6 HDI	06/09 -	F	V	<b>142.477</b> •	283	26	24	34,2	66	4
2.0 HDI	06/09 -	F	V	<b>142.1501</b>	302	26	24	34,2	66	4
2.0 Hybrid4	02/11 -	F	V	<b>142.1501</b>	302	26	24	34,2	66	4
All Models	06/09 -	R		<b>142.1387</b>	268	12	10	73,2	55,5	4

<b>4007 (GP_)</b>										
2.4 16V	01/08 -	F	V	<b>142.1313</b>	294	24	22	46	69	5
2.2 16V HDI	05/07 -	F	V	<b>142.1313</b>	294	24	22	46	69	5
All Models	05/07 -	R		<b>142.1314</b>	302	10	8,4	58,7	80	5

<b>5008</b>											
1.6 16V	115 Kw	09/09 -	F	V	<b>142.1501</b>	302	26	24	34,2	66	4
	88 Kw	09/09 -	F	V	<b>142.477</b> •	283	26	24	34,2	66	4
1.6 HDI		09/09 -	F	V	<b>142.477</b> •	283	26	24	34,2	66	4
2.0 HDI		09/09 -	F	V	<b>142.1501</b>	302	26	24	34,2	66	4

## PEUGEOT Light commercial

<b>106 Van</b>											
All Models		02/92 - 10/04	F		<b>142.527</b> •	247	10	9	34,2	66	4

<b>205 Fourgonette</b>											
1.8 D	ATE system	02/94 - 12/96	F	V	<b>142.530</b> •	247,5	20,4	18,5	34,2	66	4

<b>205 Van</b>											
All Models		01/83 -	F		<b>142.527</b> •	247	10	9	34,2	66	4

<b>304 Van</b>											
1.1 SW		10/77 - 10/80	F		<b>142.510</b>	263	10	9	37	80	3
1.3 SW		10/77 - 10/80	F		<b>142.510</b>	263	10	9	37	80	3
1.4 D		10/77 - 10/79	F		<b>142.510</b>	263	10	9	37	80	3

<b>305 Van</b>											
All Models		10/77 - 09/82	F		<b>142.510</b>	263	10	9	37	80	3
		10/82 - 06/90	F		<b>142.528</b>	266	10	8	27	66	4

<b>306 Van</b>											
All Models	with ABS	02/93 -	F	V	<b>142.531</b> •	266	20,5	18,5	27,3	66	4
	without ABS	02/93 -	F	V	<b>142.530</b> •	247,5	20,4	18,5	34,2	66	4

<b>309 Van</b>											
All Models		09/85 - 09/93	F		<b>142.527</b> •	247	10	9	34,2	66	4

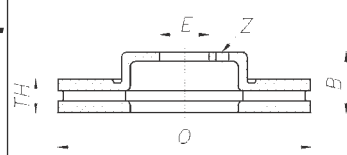
<b>504 Pick-up</b>											
		02/79 - 04/82	F		<b>142.515</b>	273,5	12,7	10,7	43	76	4

<b>Boxer I/II</b>											
All Models	18 Maxi	02/94 -	F	V	<b>142.169</b>	300	24	21,9	65,5	80	5
	solid Discs	02/94 -	F		<b>142.172</b>	280	18	15,9	65,5	73	5
	vented Discs	02/94 -	F	V	<b>142.173</b>	280	24	21,9	65,5	73	5
		02/94 -	R	D	<b>433.075</b>	254	63,5		98	72	5
	18 Maxi	02/94 -	R		<b>142.212</b>	280	16	14,2	82	79	5
	18 Maxi	02/94 -	R	D	<b>433.076</b>	254	64,5		98	79	5
	with rear Discs	04/02 -	R		<b>142.213</b>	280	16	14,2	82	72	5

<b>Boxer III 06</b>											
All Models	12/14	07/06 -	F	V	<b>142.173</b>	280	24	21,9	65,5	73	5
	16	07/06 -	F	V	<b>142.169</b>	300	24	21,9	65,5	80	5
	16 Light	07/06 -	F	V	<b>142.1409</b>	280	28	25,9	69,5	73	5
	20	07/06 -	F	V	<b>142.1417</b>	300	32	29,9	73,5	80	5
	12/14	07/06 -	R		<b>142.1413</b>	280	16	14,2	80	72	5



# PEUGEOT



Model	Year	F R	V D	<b>CAR</b>	Ø	TH	min TH	B	E	Z
16	07/06 -	<b>R</b>		<b>142.1414</b>	280	16	14,2	80	79	5
20	07/06 -	<b>R</b>		<b>142.1418</b>	300	16	14,2	80	79	5

### Expert

All Models	03/95 -	<b>F</b>	<b>V</b>	<b>142.194</b> •	257,5	20	18,2	40,5	59	5
------------	---------	----------	----------	------------------	-------	----	------	------	----	---

### Expert 07

All Models	with 280 mm Discs	01/07 -	<b>F</b>	<b>V</b>	<b>142.1424</b>	280	28	26	48	71	5
	with 304 mm Discs	01/07 -	<b>F</b>	<b>V</b>	<b>142.1425</b>	304	28	26	48,5	71	5
		01/07 -	<b>R</b>		<b>142.1426</b>	290	14	13	49	71	5

### J5

1.8	Ch -154461	11/81 -	<b>F</b>		<b>142.175</b> •	256	13	11,4	61	72	5
	Ch 154462-	- 06/94	<b>F</b>		<b>142.176</b>	256	16,1	13,5	64,1	73	5
2.0	Ch -154461	11/81 -	<b>F</b>		<b>142.175</b> •	256	13	11,4	61	72	5
	Ch 154462-	- 06/94	<b>F</b>		<b>142.176</b>	256	16,1	13,5	64,1	73	5
1.9 D		10/87 - 07/90	<b>F</b>		<b>142.176</b>	256	16,1	13,5	64,1	73	5
2.5 D	1,8 ton. Maxi	11/87 - 06/94	<b>F</b>		<b>142.177</b>	290	16	14,5	61	73	5
	Ch -154461 exc. 1,8t	11/81 -	<b>F</b>		<b>142.175</b> •	256	13	11,4	61	72	5
	Ch 154462- exc.1,8t	- 06/94	<b>F</b>		<b>142.176</b>	256	16,1	13,5	64,1	73	5
2.5 TD	1,8 ton. Maxi	10/87 - 06/94	<b>F</b>		<b>142.177</b>	290	16	14,5	61	73	5
	exc. 1,8t	10/87 - 06/94	<b>F</b>		<b>142.176</b>	256	16,1	13,5	64,1	73	5
All Models		11/81 -	<b>R</b>	<b>D</b>	<b>433.075</b>	254	63,5		98	72	5

### J7

1.6		09/73 - 09/80	<b>F</b>		<b>142.525</b>	280	14	12,6	55,5	112	5
2.0		09/73 - 09/80	<b>F</b>		<b>142.525</b>	280	14	12,6	55,5	112	5
2.1 D		09/73 - 10/78	<b>F</b>		<b>142.525</b>	280	14	12,6	55,5	112	5
2.3 D		09/73 - 10/78	<b>F</b>		<b>142.525</b>	280	14	12,6	55,5	112	5
2.5 D		03/77 - 09/80	<b>F</b>		<b>142.525</b>	280	14	12,6	55,5	112	5

### J9

1.6		01/80 - 08/88	<b>F</b>		<b>142.525</b>	280	14	12,6	55,5	112	5
2.0		01/80 - 08/88	<b>F</b>		<b>142.525</b>	280	14	12,6	55,5	112	5
2.1 D		01/80 - 08/88	<b>F</b>		<b>142.525</b>	280	14	12,6	55,5	112	5
2.3 D		01/80 - 09/82	<b>F</b>		<b>142.525</b>	280	14	12,6	55,5	112	5
2.5 D		10/82 - 08/88	<b>F</b>		<b>142.525</b>	280	14	12,6	55,5	112	5

### Partner 08

1.6		04/08 -	<b>F</b>	<b>V</b>	<b>142.477</b> •	283	26	24	34,2	66	4
1.6 HDI		04/08 -	<b>F</b>	<b>V</b>	<b>142.477</b> •	283	26	24	34,2	66	4

### Partner/Ranch

1.6 HDI		02/06 -	<b>F</b>	<b>V</b>	<b>142.476</b> •	266	22	20	34,3	66	4
All Models	solid Discs	07/96 -	<b>F</b>		<b>142.152</b>	266	13	11	27,2	66	4
	vented Discs	07/96 -	<b>F</b>	<b>V</b>	<b>142.531</b> •	266	20,5	18,5	27,3	66	4
		07/96 -	<b>R</b>		<b>142.478</b> •	247	9	8	35	71	4

## PIAGGIO Light commercial

### Porter

All Models	with hub	05/93 -	<b>F</b>		<b>142.210</b>	210	16	14,5	37	70	4
	without hub	05/93 -	<b>F</b>		<b>142.211</b>	210	16	14,5	37	70	4

### Porter Maxxi

All Models		03/05 -	<b>F</b>		<b>142.1094</b>	260	16	13	69,5	73	5
------------	--	---------	----------	--	-----------------	-----	----	----	------	----	---

## PLYMOUTH

### Arrow

Pick up	2WD	05/79 - 06/86	<b>F</b>		<b>142.943</b> •	255,5	20	18,4	33,3	84	6
---------	-----	---------------	----------	--	------------------	-------	----	------	------	----	---

### Laser

All Models	without ABS	03/90 - 12/94	<b>F</b>	<b>V</b>	<b>142.835</b> •	256	24	22,4	45	69	5
		03/90 - 12/94	<b>R</b>		<b>142.836</b>	265	10	8,4	49	90	5

### Sapporo

		09/76 - 12/83	<b>F</b>		<b>142.940</b> •	255	12,5	11	27,3	80	4
--	--	---------------	----------	--	------------------	-----	------	----	------	----	---

## PONTIAC

### Firefly

		05/85 - 09/88	<b>F</b>		<b>142.954</b>	215	10	8	33	86	4
--	--	---------------	----------	--	----------------	-----	----	---	----	----	---

### LeMans

1.6	vented Discs	02/87 - 10/93	<b>F</b>	<b>V</b>	<b>142.504</b> •	236	20	17	41	60	4
-----	--------------	---------------	----------	----------	------------------	-----	----	----	----	----	---



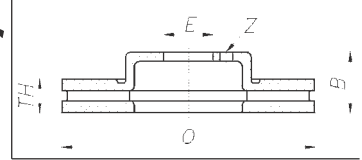
www.intercar.org

142 -> HPD for high performance discs

142 -> HPD per dischi freno ad alte prestazioni



# PONTIAC



Model	Year	F R	V D	<b>CAR</b>	Ø	TH	min TH	B	E	Z
2.0 GSE	02/87 - 10/90	F	V	<b>142.508</b> •	256	24	21	41	60	4

## PORSCHE

### 911

All Models	09/69 - 08/81	R	V	<b>142.221</b>	290	20	18,2	83	90	5
------------	---------------	---	---	----------------	-----	----	------	----	----	---

### 911 (996)

3.4 Carrera	left Disc	05/01 -	F	V	<b>142.1052</b>	318	28	26	67	98	5
	right Disc	05/01 -	F	V	<b>142.1053</b>	318	28	26	67	98	5
3.4 Carrera 4	left Disc	05/01 -	F	V	<b>142.1052</b>	318	28	26	67	98	5
	right Disc	05/01 -	F	V	<b>142.1053</b>	318	28	26	67	98	5
3.6 Carrera	left Disc	05/01 -	F	V	<b>142.1052</b>	318	28	26	67	98	5
	right Disc	05/01 -	F	V	<b>142.1053</b>	318	28	26	67	98	5
3.6 Carrera 4	left Disc	05/01 -	F	V	<b>142.1052</b>	318	28	26	67	98	5
	right Disc	05/01 -	F	V	<b>142.1053</b>	318	28	26	67	98	5
3.6 Carrera 4S	left Disc	02/03 -	F	V	<b>142.1052</b>	318	28	26	67	98	5
	right Disc	02/03 -	F	V	<b>142.1053</b>	318	28	26	67	98	5
3.6 Targa	left Disc	05/01 -	F	V	<b>142.1052</b>	318	28	26	67	98	5
	right Disc	05/01 -	F	V	<b>142.1053</b>	318	28	26	67	98	5
All Models	with 330 mm left Discs	05/01 -	F	V	<b>142.1252</b>	330	34	32	69,5	98	5
	with 330 mm right Discs	05/01 -	F	V	<b>142.1253</b>	330	34	32	69,5	98	5
All Models Carrera		05/01 -	R	V	<b>142.1054</b>	299	24	22	75	98	5
All Models Carrera 4/4S	left Disc	05/01 -	F	V	<b>142.1252</b>	330	34	32	69,5	98	5
	right Disc	05/01 -	F	V	<b>142.1253</b>	330	34	32	69,5	98	5
	left Disc	05/01 -	R	V	<b>142.1250</b>	330	28	26	75	98	5
	right Disc	05/01 -	R	V	<b>142.1251</b>	330	28	26	75	98	5
All Models Targa		05/01 -	R	V	<b>142.1054</b>	299	24	22	75	98	5

### 911 (997)

3.6 Carrera	left Disc	07/04 -	F	V	<b>142.1052</b>	318	28	26	67	98	5
	right Disc	07/04 -	F	V	<b>142.1053</b>	318	28	26	67	98	5
3.6 Carrera 4	left Disc	07/04 -	F	V	<b>142.1052</b>	318	28	26	67	98	5
	right Disc	07/04 -	F	V	<b>142.1053</b>	318	28	26	67	98	5
All Models	with 330 mm left Discs	06/09 -	F	V	<b>142.1252</b>	330	34	32	69,5	98	5
	with 330 mm right Discs	06/09 -	F	V	<b>142.1253</b>	330	34	32	69,5	98	5
All Models Carrera		07/04 -	R	V	<b>142.1054</b>	299	24	22	75	98	5
All Models Carrera 4S/GTS	left Disc	06/09 -	F	V	<b>142.1252</b>	330	34	32	69,5	98	5
	right Disc	06/09 -	F	V	<b>142.1253</b>	330	34	32	69,5	98	5
	left Disc	06/09 -	R	V	<b>142.1250</b>	330	28	26	75	98	5
	right Disc	06/09 -	R	V	<b>142.1251</b>	330	28	26	75	98	5

### Boxter (986)

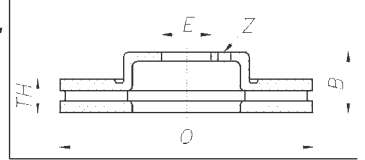
2.5i 24V		02/96 - 08/99	F	V	<b>142.1050</b>	298	24	22	67	98	5
		02/96 -	R	V	<b>142.1051</b>	292	20	18	67	98	5
2.7i 24V		02/96 -	F	V	<b>142.1050</b>	298	24	22	67	98	5
		02/96 -	R	V	<b>142.1051</b>	292	20	18	67	98	5
3.2 Carrera S	left Disc	02/99 -	F	V	<b>142.1052</b>	318	28	26	67	98	5
	right Disc	02/99 -	F	V	<b>142.1053</b>	318	28	26	67	98	5
		02/99 - 06/02	R	V	<b>142.1054</b>	299	24	22	75	98	5
		07/02 -	R	V	<b>142.1192</b>	299	24	22	67	98	5

### Boxter (987)

2.7	left Disc	11/04 -	F	V	<b>142.1673</b>	298	24	22	67	98	5
	right Disc	11/04 -	F	V	<b>142.1674</b>	298	24	22	67	98	5
		11/04 -	R	V	<b>142.1675</b>	299	20	18	67	98	5
2.9	left Disc	06/09 -	F	V	<b>142.1052</b>	318	28	26	67	98	5
	right Disc	06/09 -	F	V	<b>142.1053</b>	318	28	26	67	98	5
		06/09 -	R	V	<b>142.1675</b>	299	20	18	67	98	5
3.2 Carrera S	left Disc	11/04 -	F	V	<b>142.1052</b>	318	28	26	67	98	5
	right Disc	11/04 -	F	V	<b>142.1053</b>	318	28	26	67	98	5
		11/04 -	R	V	<b>142.1192</b>	299	24	22	67	98	5
3.4 Carrera S	left Disc	07/06 -	F	V	<b>142.1052</b>	318	28	26	67	98	5
	right Disc	07/06 -	F	V	<b>142.1053</b>	318	28	26	67	98	5
		07/06 -	R	V	<b>142.1192</b>	299	24	22	67	98	5
3.4 Spyder	left Disc	06/10 -	F	V	<b>142.1052</b>	318	28	26	67	98	5
	right Disc	06/10 -	F	V	<b>142.1053</b>	318	28	26	67	98	5



# PORSCHE



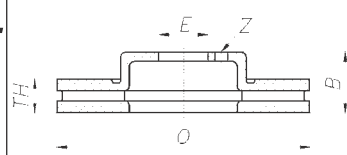
Model	Year	F R	V D	<b>CAR</b>	Ø	TH	min TH	B	E	Z
	06/10 -	<b>R</b>	V	<b>142.1192</b>	299	24	22	67	98	5
<b>Cayman</b>										
2.7	left Disc		F	V	<b>142.1673</b>	298	24	22	67	98
	right Disc		F	V	<b>142.1674</b>	298	24	22	67	98
			R	V	<b>142.1675</b>	299	20	18	67	98
2.9	left Disc		F	V	<b>142.1052</b>	318	28	26	67	98
	right Disc		F	V	<b>142.1053</b>	318	28	26	67	98
			R	V	<b>142.1675</b>	299	20	18	67	98
3.4 S	left Disc		F	V	<b>142.1052</b>	318	28	26	67	98
	right Disc		F	V	<b>142.1053</b>	318	28	26	67	98
			R	V	<b>142.1192</b>	299	24	22	67	98
<b>Panamera</b>										
All Models	left Disc exc. Turbo		F	V	<b>142.1710</b>	360	36	34	68,5	5
	right Disc exc. Turbo		F	V	<b>142.1709</b>	360	36	34	68,5	5
	left Disc exc. Turbo		R	V	<b>142.1712</b>	330	28	26	75	98
	right Disc exc. Turbo		R	V	<b>142.1711</b>	330	28	26	75	98
<b>PORSCHE Mpv - Suv - Off road</b>										
<b>Cayenne I (955)</b>										
All Models	17" wheels left Disc		F	V	<b>142.1036</b>	330	32	29,8	68,7	85
	17" wheels right Disc		F	V	<b>142.1035</b>	330	32	29,8	68,7	85
	19" wheels left Disc		F	V	<b>142.1017</b>	350	34	31,8	68,7	85
	19" wheels right Disc		F	V	<b>142.1016</b>	350	34	31,8	68,7	85
	with 368 mm Discs		F	V	<b>142.1533</b>	368	36	34	68,7	85
	with 330 mm Discs		R	V	<b>142.1018</b>	330	28	26	73,7	85
	with 358 mm Discs		R	V	<b>142.1185</b>	358	28	26	73,5	85
<b>Cayenne II</b>										
All Models	17" wheels left Disc		F	V	<b>142.1036</b>	330	32	29,8	68,7	85
	17" wheels right Disc		F	V	<b>142.1035</b>	330	32	29,8	68,7	85
	19" wheels left Disc		F	V	<b>142.1017</b>	350	34	31,8	68,7	85
	19" wheels right Disc		F	V	<b>142.1016</b>	350	34	31,8	68,7	85
	with 368 mm Discs		F	V	<b>142.1533</b>	368	36	34	68,7	85
	with 330 mm Discs		R	V	<b>142.1018</b>	330	28	26	73,7	85
	with 358 mm Discs		R	V	<b>142.1185</b>	358	28	26	73,5	85
<b>PROTON</b>										
<b>Aeroback</b>										
1.3		06/89 - 09/90	F		<b>142.886</b>	243	13	11,4	34	86
1.3i		10/90 -	F	V	<b>142.945</b>	242	18	16,4	34	86
1.5		06/89 - 09/90	F		<b>142.886</b>	243	13	11,4	34	86
1.5i		10/90 -	F	V	<b>142.945</b>	242	18	16,4	34	86
<b>Personal</b>										
1.3i 12V		05/96 -	F		<b>142.869</b>	234	13	11,4	45	64
1.5i 12V		10/93 -	F	V	<b>142.870</b>	236	18	16,4	45	64
2.0 D		05/96 -	F	V	<b>142.870</b>	236	18	16,4	45	64
2.0 TD		05/96 -	F	V	<b>142.870</b>	236	18	16,4	45	64
<b>Saloon</b>										
1.3		06/89 - 09/90	F		<b>142.886</b>	243	13	11,4	34	86
1.3i		10/90 -	F	V	<b>142.945</b>	242	18	16,4	34	86
1.5		06/89 - 09/90	F		<b>142.886</b>	243	13	11,4	34	86
1.5i		10/90 -	F	V	<b>142.945</b>	242	18	16,4	34	86
<b>RENAULT</b>										
<b>Alpine</b>										
A310 2.7 V6	2700VA Ch -0047708	01/73 - 12/83	F	V	<b>142.560</b>	•	228	20	19	45,4
V6 GT	D500	01/85 - 02/90	F	V	<b>142.577</b>	•	259	20	17,7	46
	D500	01/85 - 02/90	R		<b>142.578</b>	•	254	12	10,5	54,5
V6 GT Turbo	D501	01/85 - 02/90	F	V	<b>142.577</b>	•	259	20	17,7	46
	D501	01/85 - 02/90	R		<b>142.578</b>	•	254	12	10,5	54,5
<b>Avantime</b>										
2.0 16V Turbo		11/01 -	F	V	<b>142.361</b>	305	28	26	44,3	61
3.0 V6 24V		09/01 -	F	V	<b>142.361</b>	305	28	26	44,3	61



www.intercar.org

142 -> HPD for high performance discs

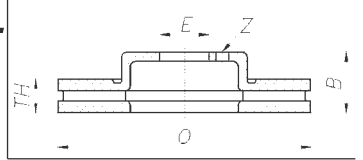
142 -> HPD per dischi freno ad alte prestazioni



Model		Year	F R	V D	CAR	Ø	TH	min TH	B	E	Z
2.2 16V DCI		11/01 -	F	V	<b>142.361</b>	305	28	26	44,3	61	5
All Models		09/01 -	R		<b>142.545</b>	265	10,5	9,5	54,3	66	5
<b>Clio I 90 - 98</b>											
1.1	Ch -00920527	09/90 - 05/92	F		<b>142.569</b> •	238	8,2	7	41	61	4
	Ch 00920528-	06/92 - 04/98	F		<b>142.568</b> •	238	12	10,5	41	61	4
1.2		09/90 - 04/98	F		<b>142.568</b> •	238	12	10,5	41	61	4
1.4	solid Discs	09/90 - 04/98	F		<b>142.568</b> •	238	12	10,5	41	61	4
	vented Discs	09/90 - 04/98	F	V	<b>142.573</b> •	238	20,1	17,7	41	61	4
1.4i Automatic		05/96 - 04/98	F	V	<b>142.573</b> •	238	20,1	17,7	41	61	4
1.7		09/90 - 04/96	F	V	<b>142.573</b> •	238	20,1	17,7	41	61	4
1.8i		09/90 - 04/98	F	V	<b>142.573</b> •	238	20,1	17,7	41	61	4
1.8i 16V		06/91 - 04/96	F	V	<b>142.552</b> •	259	20,7	17,7	41	61	4
2.0 16V Williams		07/92 - 04/96	F	V	<b>142.552</b> •	259	20,7	17,7	41	61	4
1.9 D		02/94 - 04/98	F	V	<b>142.573</b> •	238	20,1	17,7	41	61	4
		09/90 - 01/94	F		<b>142.568</b> •	238	12	10,5	41	61	4
All Models	with rear Discs	09/90 - 04/98	R		<b>142.541</b> •	238	8	7	74,6	52,3	4
<b>Clio II 98 - 05</b>											
1.2i		03/98 - 05/05	F		<b>142.568</b> •	238	12	10,5	41	61	4
	with ABS	03/98 - 05/05	F	V	<b>142.573</b> •	238	20,1	17,7	41	61	4
1.2i 16V		06/01 - 05/05	F	V	<b>142.549</b> •	259	20,6	17,7	41	61	4
1.4i		03/98 - 05/05	F		<b>142.568</b> •	238	12	10,5	41	61	4
	with ABS	03/98 - 05/05	F	V	<b>142.573</b> •	238	20,1	17,7	41	61	4
1.4i 16V/Automatic		03/98 - 05/05	F	V	<b>142.573</b> •	238	20,1	17,7	41	61	4
	with ABS	03/98 - 05/05	F	V	<b>142.549</b> •	259	20,6	17,7	41	61	4
1.6i		03/98 - 05/05	F	V	<b>142.573</b> •	238	20,1	17,7	41	61	4
	with ABS	03/98 - 05/05	F	V	<b>142.549</b> •	259	20,6	17,7	41	61	4
1.6i 16V/Automatic		03/98 - 05/05	F	V	<b>142.549</b> •	259	20,6	17,7	41	61	4
2.0 16V Sport		02/00 - 05/05	F	V	<b>142.547</b> •	280	24	21,8	44	61	4
		02/00 - 05/05	R		<b>142.599</b>	238	8	7	74,7	52,3	4
3.0 RS V6		01/00 - 05/05	F	V	<b>142.695</b>	310	28	26	47,4	61	5
		01/00 - 05/05	R	V	<b>142.695</b>	310	28	26	47,4	61	5
1.5 DCI		06/01- 05/05	F	V	<b>142.549</b> •	259	20,6	17,7	41	61	4
1.9 D	BBOE with ABS	03/98 - 05/05	F	V	<b>142.549</b> •	259	20,6	17,7	41	61	4
	BBOE/SBOE	03/98 - 05/05	F	V	<b>142.573</b> •	238	20,1	17,7	41	61	4
	CBOE	03/98 - 05/05	F		<b>142.568</b> •	238	12	10,5	41	61	4
	CBOE with ABS	03/98 - 05/05	F	V	<b>142.573</b> •	238	20,1	17,7	41	61	4
1.9 DTI		02/00 - 05/05	F	V	<b>142.549</b> •	259	20,6	17,7	41	61	4
<b>Clio III 05</b>											
1.2 16V		06/05 -	F	V	<b>142.593</b>	260	22	19,8	44	61	4
1.4 16V		06/05 -	F	V	<b>142.593</b>	260	22	19,8	44	61	4
1.6 16V		06/05 -	F	V	<b>142.593</b>	260	22	19,8	44	61	4
2.0 16V Sport		02/06 -	F	V	<b>142.547</b> •	280	24	21,8	44	61	4
	BREMBO system	02/06 -	F	V	<b>142.1385</b>	312	28	26	63	61	5
	BREMBO system	09/08 -	F	V	<b>142.1385</b>	312	28	26	63	61	5
		02/06 -	R		<b>142.599</b>	238	8	7	74,7	52,3	4
1.5 DCI		06/05 -	F	V	<b>142.593</b>	260	22	19,8	44	61	4
All Models	with bearings	06/05 -	R		<b>142.1059</b>	240	8	7	80,7	60	4
	without bearings	06/05 -	R		<b>142.1219</b>	240	8	7	80,7	60	4
<b>Clio III SW (Thalia) 08</b>											
1.2 16V		02/08 -	F	V	<b>142.593</b>	260	22	19,8	44	61	4
1.4 16V		02/10 -	F	V	<b>142.593</b>	260	22	19,8	44	61	4
1.6 16V		02/08 -	F	V	<b>142.593</b>	260	22	19,8	44	61	4
1.5 DCI		02/08 -	F	V	<b>142.593</b>	260	22	19,8	44	61	4
All Models	with bearings	02/08 -	R		<b>142.1059</b>	240	8	7	80,7	60	4
	without bearings	02/08 -	R		<b>142.1219</b>	240	8	7	80,7	60	4
<b>Espace I 85 - 90</b>											
2.0 GTS Soci�t�	S112 Ch -T0000348	01/86 -	F	V	<b>142.572</b> •	238	20,1	17,7	46	61	4
	S112 Ch T0000349-	- 12/90	F	V	<b>142.577</b> •	259	20	17,7	46	61	4
2.0 GTS/TSE	J112 Ch -T0022233	01/85 -	F	V	<b>142.572</b> •	238	20,1	17,7	46	61	4
	J112 Ch T0022234-	- 12/90	F	V	<b>142.577</b> •	259	20	17,7	46	61	4
2.0 TXE	J116	01/88 - 12/90	F	V	<b>142.577</b> •	259	20	17,7	46	61	4
	J116 with ABS	01/88 - 12/90	R		<b>142.578</b> •	254	12	10,5	54,5	66	4



# RENAULT

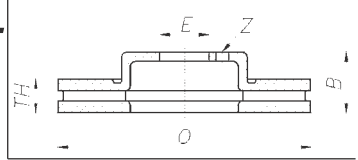


Model	Year	F R	V D	CAR	Ø	TH	min TH	B	E	Z	
2.0i Quadra	J116	01/88 - 12/90	F	V	<b>142.577</b> •	259	20	17,7	46	61	4
	J116	01/88 - 12/90	R		<b>142.594</b>	255	10,5	9,5	30,5	66	4
2.2i GTX/TXE/GTS/TSE	J117	01/87 - 12/90	F	V	<b>142.577</b> •	259	20	17,7	46	61	4
	J117 with ABS	01/87 - 12/90	R		<b>142.578</b> •	254	12	10,5	54,5	66	4
2.2i Quadra	J117	01/88 - 12/90	F	V	<b>142.577</b> •	259	20	17,7	46	61	4
	J117	01/88 - 12/90	R		<b>142.594</b>	255	10,5	9,5	30,5	66	4
2.1 TD	J114	06/89 - 12/90	F	V	<b>142.577</b> •	259	20	17,7	46	61	4
	J114 suspension level control	06/89 - 12/90	R		<b>142.578</b> •	254	12	10,5	54,5	66	4
2.1 TD Soci�t�	S115 Ch -T0000493	01/86 -	F	V	<b>142.572</b> •	238	20,1	17,7	46	61	4
	S115 Ch T0000494-	- 12/90	F	V	<b>142.577</b> •	259	20	17,7	46	61	4
2.1 TD/TDX	J115 Ch -T0012277	01/85 -	F	V	<b>142.572</b> •	238	20,1	17,7	46	61	4
	J115 Ch T0012278-	- 12/90	F	V	<b>142.577</b> •	259	20	17,7	46	61	4
	J115 suspension level control	01/85 - 12/90	R		<b>142.578</b> •	254	12	10,5	54,5	66	4
<b>Espace II 91 - 96</b>											
2.0i	J636	01/91 - 12/96	F	V	<b>142.577</b> •	259	20	17,7	46	61	4
	J636 with ABS end susp. level control	01/91 - 12/96	R		<b>142.578</b> •	254	12	10,5	54,5	66	4
2.2i		01/91 - 12/96	F	V	<b>142.577</b> •	259	20	17,7	46	61	4
	with ABS and susp. level control	01/91 - 12/96	R		<b>142.578</b> •	254	12	10,5	54,5	66	4
2.2i Quadra	J637	01/91 - 12/96	F	V	<b>142.577</b> •	259	20	17,7	46	61	4
2.8i V6	J638	01/91 - 12/96	F	V	<b>142.553</b> •	280	22	20	58	61	5
	J638	01/91 - 12/96	R		<b>142.597</b>	253,5	12	10,5	54,3	66	5
2.1 TD		01/91 - 12/96	F	V	<b>142.577</b> •	259	20	17,7	46	61	4
	with ABS and susp. level control	01/91 - 12/96	R		<b>142.578</b> •	254	12	10,5	54,5	66	4
<b>Espace III 97 - 01</b>											
2.0i		11/96 -	F	V	<b>142.561</b> •	280	24	21,8	44	61	5
2.0i 16V		10/98 - 07/02	F	V	<b>142.1175</b>	288	28	26	44	61	5
		10/98 - 10/02	F	V	<b>142.544</b>	280	24	21,8	44	61	5
3.0i V6		11/96 - 07/00	F	V	<b>142.561</b> •	280	24	21,8	44	61	5
3.0i V6 24V		08/00 - 10/02	F	V	<b>142.361</b>	305	28	26	44,3	61	5
		10/98 - 07/02	F	V	<b>142.1175</b>	288	28	26	44	61	5
1.9 DTI		02/99 -	F	V	<b>142.561</b> •	280	24	21,8	44	61	5
2.2 12V TD		11/96 -	F	V	<b>142.561</b> •	280	24	21,8	44	61	5
2.2 16V TD		10/00 - 10/02	F	V	<b>142.361</b>	305	28	26	44,3	61	5
All Models		11/96 -	R		<b>142.545</b>	265	10,5	9,5	54,3	66	5
<b>Espace IV 02</b>											
2.0 16V		06/02 -	F	V	<b>142.692</b>	324	28	25,4	47	61	5
2.0 16V Turbo		06/02 -	F	V	<b>142.692</b>	324	28	25,4	47	61	5
1.9 DCI		06/02 -	F	V	<b>142.692</b>	324	28	25,4	47	61	5
2.2 16V DCI		06/02 -	F	V	<b>142.692</b>	324	28	25,4	47	61	5
3.0 16V DCI V6		06/02 -	F	V	<b>142.692</b>	324	28	25,4	47	61	5
All Models	with 308 mm Discs and ø13 screw - 108mm	06/02 -	F	V	<b>142.363</b>	308	28	25,8	47	61	5
	with 308 mm Discs and ø15 screw - 108mm	06/02 -	F	V	<b>142.044</b>	308	28	25,4	46,7	61	5
	with bearings	06/02 -	R		<b>142.1106</b>	300	11	9,6	84,8	60	5
	without bearings	06/02 -	R		<b>142.1229</b>	300	11	9,6	84,8	60	5
<b>Fluence (L30_)</b>											
1.6 16V		02/10 -	F	V	<b>142.1492</b>	280	24	21,8	44	68	5
2.0 16V		02/10 -	F	V	<b>142.1492</b>	280	24	21,8	44	68	5
1.5 DCI		02/10 -	F	V	<b>142.1492</b>	280	24	21,8	44	68	5
<b>Fuego</b>											
1.4	R1360 Ch 59601-	01/83 - 12/86	F		<b>142.571</b> •	238	12	10,5	46	61	4
1.6	R1361 Ch 7501-	01/83 - 12/86	F		<b>142.571</b> •	238	12	10,5	46	61	4
	R1362 Ch -60850	01/80 -	F	V	<b>142.566</b> •	238	20	17,7	46	60	4
	R1362 Ch 60851-	- 12/85	F	V	<b>142.572</b> •	238	20,1	17,7	46	61	4
1.6 Turbo	R1365	01/84 - 12/85	F	V	<b>142.577</b> •	259	20	17,7	46	61	4
	R1365	01/84 - 12/85	R		<b>142.578</b> •	254	12	10,5	54,5	66	4
2.0	R1363 Ch -46550	01/81 -	F	V	<b>142.566</b> •	238	20	17,7	46	60	4
	R1363 Ch 46551-	- 12/85	F	V	<b>142.572</b> •	238	20,1	17,7	46	61	4
2.2i	R136B	09/83 - 12/85	F	V	<b>142.572</b> •	238	20,1	17,7	46	61	4
2.1 TD	R1366	- 12/84	F	V	<b>142.577</b> •	259	20	17,7	46	61	4
<b>Grand Espace</b>											
2.0i		11/97 -	F	V	<b>142.561</b> •	280	24	21,8	44	61	5
2.2 12V TD		11/97 -	F	V	<b>142.561</b> •	280	24	21,8	44	61	5

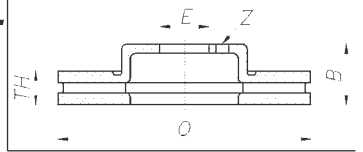


www.intercar.org  
 142 -> HPD for high performance discs  
 142 -> HPD per dischi freno ad alte prestazioni





Model	Year	F R	V D	CAR	Ø	TH	min TH	B	E	Z	
<b>Grand Scenic (JM0/1_) 04</b>											
1.6	04/04 -	F	V	<b>142.1179</b>	300	24	21,8	44	61	4	
2.0	04/04 -	F	V	<b>142.1179</b>	300	24	21,8	44	61	4	
1.5 DCI	04/04 -	F	V	<b>142.1179</b>	300	24	21,8	44	61	4	
1.9 DCI	04/04 -	F	V	<b>142.1179</b>	300	24	21,8	44	61	4	
2.0 CDI	09/05 - 03/09	F	V	<b>142.1524</b>	300	24	21,8	44	61	5	
	with bearings	09/05 - 03/09	R	<b>142.1655</b>	270	10	9	80,7	52	5	
	without bearings	09/05 - 03/09	R	<b>142.1656</b>	270	10	9	80,7	52	5	
All Models	exc. 2.0 CDI with bearings ø25	04/04 -	R	<b>142.694</b>	274	11	9,5	82,2	52	4	
	exc. 2.0 CDI with bearings ø30	04/04 -	R	<b>142.1509</b>	274	11	9,5	82,2	52	4	
	exc. 2.0 CDI without bearings	04/04 -	R	<b>142.1218</b>	274	11	9,5	82,2	52	4	
	exc. 2.0 CDI without bearings	04/04 -	R	<b>142.1567</b>	274	11	9,5	82,2	52	4	
<b>Grand Scenic (JZ0/1_) 09</b>											
1.4 16V	02/09 -	F	V	<b>142.1493</b>	296	26	23,4	44	68	5	
1.6 16V	02/09 -	F	V	<b>142.1493</b>	296	26	23,4	44	68	5	
2.0 16V	02/09 -	F	V	<b>142.1493</b>	296	26	23,4	44	68	5	
1.5 DCI	04/09 -	F	V	<b>142.1493</b>	296	26	23,4	44	68	5	
1.9 DCI	02/09 -	F	V	<b>142.1493</b>	296	26	23,4	44	68	5	
2.0 DCI	02/09 -	F	V	<b>142.1493</b>	296	26	23,4	44	68	5	
All Models	with 260 mm Discs and with bearings	02/09 -	R	<b>142.1622</b>	260	8	7	86,2	61,9	5	
	with 260 mm Discs and without bearings	02/09 -	R	<b>142.1623</b>	260	8	7	86,2	61,9	5	
	with 274 mm Discs and with bearings	02/09 -	R	<b>142.1624</b>	274	11	9,5	86,2	52,3	5	
	with 274 mm Discs and without bearings	02/09 -	R	<b>142.1625</b>	274	11	9,5	86,2	52,3	5	
<b>Kangoo (KC0/1_)</b>											
All Models		02/01 -	F	V	<b>142.549</b> •	259	20,6	17,7	41	61	4
	with ABS	06/98 - 01/01	F	V	<b>142.549</b> •	259	20,6	17,7	41	61	4
	without ABS	01/97 - 01/01	F	V	<b>142.573</b> •	238	20,1	17,7	41	61	4
All Models 4WD		02/01 -	F	V	<b>142.547</b> •	280	24	21,8	44	61	4
		02/01 -	R		<b>142.1254</b>	280	12	11	45,1	61	4
<b>Kangoo (KW0/1_) 08</b>											
1.6	02/08 -	F	V	<b>142.1497</b>	280	24	21,8	44	61	5	
1.6 16V	02/08 -	F	V	<b>142.1497</b>	280	24	21,8	44	61	5	
1.5 DCI	02/08 -	F	V	<b>142.1497</b>	280	24	21,8	44	61	5	
All Models	with 258 mm Discs	02/08 -	F	V	<b>142.1688</b>	258	22	19,8	44	61	4
	with bearings	02/08 -	R		<b>142.1499</b>	274	11	9,5	90	52,2	5
	without bearings	02/08 -	R		<b>142.1498</b>	274	11	9,5	90	52,2	5
<b>Laguna I</b>											
1.6i 16V	B568	01/98 -	F	V	<b>142.547</b> •	280	24	21,8	44	61	4
1.8i	B56A/B	01/94 - 10/98	F	V	<b>142.557</b> •	262	22	19,8	44	61	4
	B56A/B with ABS	01/94 - 10/98	R		<b>142.563</b>	265	10,5	9,5	44,3	66	4
1.8i 16V	B564	01/98 -	F	V	<b>142.547</b> •	280	24	21,8	44	61	4
	B56T	01/98 -	F	V	<b>142.557</b> •	262	22	19,8	44	61	4
2.0i	B56C/H/L	01/94 -	F	V	<b>142.557</b> •	262	22	19,8	44	61	4
	B56C/H/L with ABS	01/94 - 10/98	R		<b>142.563</b>	265	10,5	9,5	44,3	66	4
2.0i 16V		01/95 -	F	V	<b>142.561</b> •	280	24	21,8	44	61	5
		01/95 -	R		<b>142.562</b>	265	10,5	9,5	44,3	66	5
2.0i Baccara	B56H	01/94 -	F	V	<b>142.559</b> •	262	22	19,8	44	61	5
	B56H	01/94 -	R		<b>142.562</b>	265	10,5	9,5	44,3	66	5
3.0i V6 24V	B56E	01/94 - 12/97	F	V	<b>142.561</b> •	280	24	21,8	44	61	5
	B56R	01/94 - 12/97	F	V	<b>142.561</b> •	280	24	21,8	44	61	5
	B56V	01/97 - 10/98	F	V	<b>142.561</b> •	280	24	21,8	44	61	5
	B56V	11/98 -	F	V	<b>142.1175</b>	288	28	26	44	61	5
	B56E	01/94 - 12/97	R		<b>142.562</b>	265	10,5	9,5	44,3	66	5
	B56R	01/94 - 12/97	R		<b>142.562</b>	265	10,5	9,5	44,3	66	5
	B56V	01/97 - 10/98	R		<b>142.562</b>	265	10,5	9,5	44,3	66	5
1.9 DTI	B56J	01/98 -	F	V	<b>142.557</b> •	262	22	19,8	44	61	4
2.2 12V TD		01/96 - 06/98	F	V	<b>142.561</b> •	280	24	21,8	44	61	5
	B569	07/98 -	F	V	<b>142.544</b>	280	24	21,8	44	61	5
		01/96 -	R		<b>142.562</b>	265	10,5	9,5	44,3	66	5
2.2 D	B56F	01/94 - 10/98	F	V	<b>142.557</b> •	262	22	19,8	44	61	4
	B56F with ABS	01/94 - 10/98	R		<b>142.563</b>	265	10,5	9,5	44,3	66	4

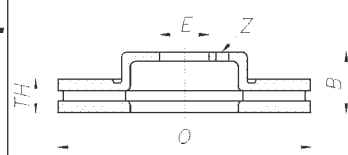


Model		Year	F R	V D	CAR	Ø	TH	min TH	B	E	Z
<b>Laguna I Break</b>											
1.6i 16V	K568	01/98 -	F	V	<b>142.547</b>	280	24	21,8	44	61	4
1.8i		01/95 - 10/98	F	V	<b>142.557</b>	262	22	19,8	44	61	4
	with ABS	01/95 - 10/98	R		<b>142.563</b>	265	10,5	9,5	44,3	66	4
1.8i 16V	K564	01/98 -	F	V	<b>142.547</b>	280	24	21,8	44	61	4
	K56T	01/98 -	F	V	<b>142.557</b>	262	22	19,8	44	61	4
2.0i		01/95 - 06/98	F	V	<b>142.557</b>	262	22	19,8	44	61	4
	K56L	07/98 -	F	V	<b>142.547</b>	280	24	21,8	44	61	4
	with ABS	01/95 - 06/98	R		<b>142.563</b>	265	10,5	9,5	44,3	66	4
2.0i 16V		01/95 -	F	V	<b>142.561</b>	280	24	21,8	44	61	5
		01/95 -	R		<b>142.562</b>	265	10,5	9,5	44,3	66	5
3.0i V6 24V		01/97 -	F	V	<b>142.561</b>	280	24	21,8	44	61	5
		01/97 -	R		<b>142.562</b>	265	10,5	9,5	44,3	66	5
1.9 DTI	K56J	01/99 -	F	V	<b>142.547</b>	280	24	21,8	44	61	4
2.2 12V D		01/95 - 10/98	F	V	<b>142.557</b>	262	22	19,8	44	61	4
	with ABS	01/95 - 10/98	R		<b>142.563</b>	265	10,5	9,5	44,3	66	4
2.2 12V TD		01/96 -	F	V	<b>142.561</b>	280	24	21,8	44	61	5
	B569	07/98 -	F	V	<b>142.544</b>	280	24	21,8	44	61	5
		01/96 -	R		<b>142.562</b>	265	10,5	9,5	44,3	66	5
<b>Laguna II</b>											
1.6i 16V		03/01 -	F	V	<b>142.365</b>	280	24	21,8	47	61	5
1.8i 16V	16" wheels	03/01 -	F	V	<b>142.365</b>	280	24	21,8	47	61	5
	17" wheels	03/01 -	F	V	<b>142.364</b>	300	26	22	47	61	5
2.0i 16V		03/01 -	F	V	<b>142.364</b>	300	26	22	47	61	5
3.0 V6 24V		03/01 -	F	V	<b>142.695</b>	310	28	26	47,4	61	5
1.9 DCI	74/77 Kw	03/01 -	F	V	<b>142.365</b>	280	24	21,8	47	61	5
	88 Kw 16" wheel	03/01 -	F	V	<b>142.365</b>	280	24	21,8	47	61	5
	88 Kw 17" wheel	03/01 -	F	V	<b>142.364</b>	300	26	22	47	61	5
2.2 DCI		03/01 -	F	V	<b>142.364</b>	300	26	22	47	61	5
2.2 DCI 16V		03/01 -	F	V	<b>142.695</b>	310	28	26	47,4	61	5
All Models	with 308 mm Discs and ø13 screw - 105mm	03/01 -	F	V	<b>142.1215</b>	308	28	25,4	47	61	5
	with 308 mm Discs and ø13 screw - 108mm	03/01 -	F	V	<b>142.363</b>	308	28	25,8	47	61	5
	with 308 mm Discs and ø15 screw - 108mm	03/01 -	F	V	<b>142.044</b>	308	28	25,4	46,7	61	5
	with bearings	03/01 -	R		<b>142.164</b>	274	11	9,5	82,2	52	5
	without bearings	03/01 -	R		<b>142.1217</b>	274	11	9,5	82,2	52	5
<b>Laguna II Break</b>											
3.0 V6 24V		03/01 -	F	V	<b>142.695</b>	310	28	26	47,4	61	5
2.2 DCI 16V		03/01 -	F	V	<b>142.695</b>	310	28	26	47,4	61	5
All Models	exc. 2.2-3.0	03/01 -	F	V	<b>142.364</b>	300	26	22	47	61	5
	with 308 mm Discs	03/01 -	F	V	<b>142.1215</b>	308	28	25,4	47	61	5
	with bearings	03/01 -	R		<b>142.164</b>	274	11	9,5	82,2	52	5
	without bearings	03/01 -	R		<b>142.1217</b>	274	11	9,5	82,2	52	5
<b>Laguna III</b>											
2.0 16V		10/07 -	F	V	<b>142.1492</b>	280	24	21,8	44	68	5
2.0 16V Turbo		10/07 -	F	V	<b>142.1493</b>	296	26	23,4	44	68	5
2.0 GT		03/08 -	F	V	<b>142.1494</b>	320	28	25,4	44	68	5
1.5 DCI		10/07 -	F	V	<b>142.1492</b>	280	24	21,8	44	68	5
2.0 DCI		10/07 -	F	V	<b>142.1492</b>	280	24	21,8	44	68	5
2.0 DCI GT		03/08 -	F	V	<b>142.1494</b>	320	28	25,4	44	68	5
All Models	with bearings	10/07 -	R		<b>142.1496</b>	290	11	9,5	92	52,2	5
	without bearings	10/07 -	R		<b>142.1495</b>	290	11	9,5	92	52,2	5
<b>Laguna III Coupe' (DT0/1)</b>											
2.0 16V Turbo		09/08 -	F	V	<b>142.1493</b>	296	26	23,4	44	68	5
2.0 GT		03/08 -	F	V	<b>142.1494</b>	320	28	25,4	44	68	5
3.5 V6		09/08 -	F	V	<b>142.1492</b>	280	24	21,8	44	68	5
2.0 DCI		10/07 -	F	V	<b>142.1493</b>	296	26	23,4	44	68	5
2.0 DCI GT		03/08 -	F	V	<b>142.1494</b>	320	28	25,4	44	68	5
3.0 DCI		09/08 -	F	V	<b>142.1492</b>	280	24	21,8	44	68	5
All Models	with bearings	10/07 -	R		<b>142.1660</b>	300	11	9,5	101,8	61,9	5
	without bearings	10/07 -	R		<b>142.1659</b>	300	11	9,5	101,8	61,9	5
<b>Laguna III Sportour</b>											
2.0 16V		10/07 -	F	V	<b>142.1492</b>	280	24	21,8	44	68	5





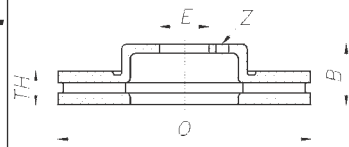
# RENAULT



Model	Year	F R	V D	CAR	Ø	TH	min TH	B	E	Z	
2.0 16V Turbo	10/07 -	F	V	<b>142.1493</b>	296	26	23,4	44	68	5	
2.0 GT	03/08 -	F	V	<b>142.1494</b>	320	28	25,4	44	68	5	
1.5 DCI	10/07 -	F	V	<b>142.1492</b>	280	24	21,8	44	68	5	
2.0 DCI	10/07 -	F	V	<b>142.1492</b>	280	24	21,8	44	68	5	
2.0 DCI GT	03/08 -	F	V	<b>142.1494</b>	320	28	25,4	44	68	5	
All Models	with bearings	10/07 -	R	<b>142.1496</b>	290	11	9,5	92	52,2	5	
	without bearings	10/07 -	R	<b>142.1495</b>	290	11	9,5	92	52,2	5	
<b>Latitude</b>											
2.0 16V	02/11 -	F	V	<b>142.1493</b>	296	26	23,4	44	68	5	
2.0 DCI	02/11 -	F	V	<b>142.1493</b>	296	26	23,4	44	68	5	
All Models	with bearings	02/11 -	R	<b>142.1699</b>	300	11	9,5	81,7		5	
	without bearings	02/11 -	R	<b>142.1698</b>	300	11	9,5	81,7		5	
<b>Megane I</b>											
1.4i	11/95 - 11/99	F		<b>142.568</b> •	238	12	10,5	41	61	4	
1.6i	BAOF	03/99 - 10/02	F	V	<b>142.552</b> •	259	20,7	17,7	41	61	4
	BAOF	11/95 - 02/99	F	V	<b>142.573</b> •	238	20,1	17,7	41	61	4
	BAOL	11/95 - 11/99	F		<b>142.568</b> •	238	12	10,5	41	61	4
	BAOS	11/95 - 11/99	F	V	<b>142.573</b> •	238	20,1	17,7	41	61	4
1.6i 16V	BAO4	03/99 - 10/02	F	V	<b>142.547</b> •	280	24	21,8	44	61	4
2.0i 16V	BAOH	11/95 - 11/99	F	V	<b>142.552</b> •	259	20,7	17,7	41	61	4
	BAOH	11/95 - 11/99	R		<b>142.599</b>	238	8	7	74,7	52,3	4
1.6i 16V SW	KA04	10/99 - 10/02	F	V	<b>142.547</b> •	280	24	21,8	44	61	4
1.9 D	11/95 - 11/99	F		<b>142.568</b> •	238	12	10,5	41	61	4	
1.9 TD		11/95 - 11/99	F	V	<b>142.552</b> •	259	20,7	17,7	41	61	4
	BAON/BAO5	03/99 - 10/02	F	V	<b>142.547</b> •	280	24	21,8	44	61	4
1.9 TD SW	KA05/KAON	10/99 - 10/02	F	V	<b>142.547</b> •	280	24	21,8	44	61	4
<b>Megane II</b>											
1.4 16V	10/03 -	F	V	<b>142.593</b>	260	22	19,8	44	61	4	
1.6i 16V	11/02 -	F	V	<b>142.547</b> •	280	24	21,8	44	61	4	
2.0 16V	11/02 -	F	V	<b>142.547</b> •	280	24	21,8	44	61	4	
2.0 16V Sport		02/04 -	F	V	<b>142.1531</b>	280	24	21,8	44	61	5
	BREMBO system	02/04 -	F	V	<b>142.1385</b>	312	28	26	63	61	5
1.5 DCI	11/02 -	F	V	<b>142.547</b> •	280	24	21,8	44	61	4	
1.9 DCI	11/02 -	F	V	<b>142.547</b> •	280	24	21,8	44	61	4	
All Models	with bearings	11/02 -	R	<b>142.1059</b>	240	8	7	80,7	60	4	
	without bearings	11/02 -	R	<b>142.1219</b>	240	8	7	80,7	60	4	
All Models SW	with bearings	11/02 -	R	<b>142.1307</b>	270	10	9	80,7	52,3	4	
	without bearings	11/02 -	R	<b>142.1278</b>	270	10	9	80,7	52,3	4	
<b>Megane II CC</b>											
1.6 16V	09/03 -	F	V	<b>142.547</b> •	280	24	21,8	44	61	4	
2.0 16V	09/03 -	F	V	<b>142.547</b> •	280	24	21,8	44	61	4	
2.0 16V Turbo	05/04 -	F	V	<b>142.547</b> •	280	24	21,8	44	61	4	
1.5 DCI	05/05 -	F	V	<b>142.547</b> •	280	24	21,8	44	61	4	
1.9 DCI	09/03 -	F	V	<b>142.547</b> •	280	24	21,8	44	61	4	
2.0 DCI	09/05 -	F	V	<b>142.547</b> •	280	24	21,8	44	61	4	
All Models	with bearings	09/05 -	R	<b>142.1059</b>	240	8	7	80,7	60	4	
	without bearings	09/05 -	R	<b>142.1219</b>	240	8	7	80,7	60	4	
<b>Megane III 08</b>											
1.4 16V	04/09 -	F	V	<b>142.547</b> •	280	24	21,8	44	61	4	
1.6 16V	11/08 -	F	V	<b>142.547</b> •	280	24	21,8	44	61	4	
2.0 16V	02/09 -	F	V	<b>142.547</b> •	280	24	21,8	44	61	4	
2.0 16V Turbo		11/09 -	F	V	<b>142.1713</b>	340	28	26	63	68	5
	with bearings	11/09 -	R		<b>142.1496</b>	290	11	9,5	92	52,2	5
	without bearings	11/09 -	R		<b>142.1495</b>	290	11	9,5	92	52,2	5
1.5 DCI	11/08 -	F	V	<b>142.547</b> •	280	24	21,8	44	61	4	
1.9 DCI	11/08 -	F	V	<b>142.547</b> •	280	24	21,8	44	61	4	
2.0 DCI	04/09 -	F	V	<b>142.547</b> •	280	24	21,8	44	61	4	
All Models	with 260 mm Discs and with bearings	06/10 -	R	<b>142.1701</b>	260	8	7	86,2	54,9	5	
	with 260 mm Discs and without bearings	06/10 -	R	<b>142.1700</b>	260	8	7	86,2	54,9	5	
	with bearings	11/08 -	R	<b>142.1059</b>	240	8	7	80,7	60	4	
	without bearings	11/08 -	R	<b>142.1219</b>	240	8	7	80,7	60	4	



# RENAULT



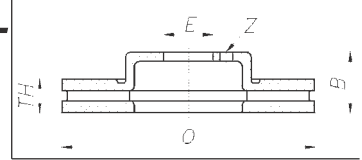
Model	Year	F R	V D	CAR	Ø	TH	min TH	B	E	Z	
<b>Megane III CC 10</b>											
1.4 TCE	06/10 -	F	V	<b>142.1492</b>	280	24	21,8	44	68	5	
1.6 16V	06/10 -	F	V	<b>142.1492</b>	280	24	21,8	44	68	5	
2.0 CVT	06/10 -	F	V	<b>142.1492</b>	280	24	21,8	44	68	5	
2.0 TCE	06/10 -	F	V	<b>142.1493</b>	296	26	23,4	44	68	5	
1.5 DCI	06/10 -	F	V	<b>142.1492</b>	280	24	21,8	44	68	5	
1.9 DCI	06/10 -	F	V	<b>142.1492</b>	280	24	21,8	44	68	5	
2.0 DCI	06/10 -	F	V	<b>142.1493</b>	296	26	23,4	44	68	5	
All Models	with 260 mm Discs and with bearings	06/10 -	R	<b>142.1622</b>	260	8	7	86,2	61,9	5	
	with 260 mm Discs and without bearings	06/10 -	R	<b>142.1623</b>	260	8	7	86,2	61,9	5	
<b>Megane Cabriolet I</b>											
1.6i		01/97 - 02/99	F	V	<b>142.573</b> •	238	20,1	17,7	41	61	4
	EAOF	03/99 -	F	V	<b>142.552</b> •	259	20,7	17,7	41	61	4
1.6i 16V	EAO4	03/99 -	F	V	<b>142.547</b> •	280	24	21,8	44	61	4
2.0i		01/97 - 11/99	F	V	<b>142.552</b> •	259	20,7	17,7	41	61	4
2.0i 16V		01/97 - 11/99	F	V	<b>142.557</b> •	262	22	19,8	44	61	4
		01/97 - 11/99	R		<b>142.599</b>	238	8	7	74,7	52,3	4
<b>Megane Classic I</b>											
1.4i		01/96 - 11/99	F		<b>142.568</b> •	238	12	10,5	41	61	4
1.6i	solid Discs	01/96 - 02/99	F		<b>142.568</b> •	238	12	10,5	41	61	4
	vented Discs	01/96 - 02/99	F	V	<b>142.573</b> •	238	20,1	17,7	41	61	4
2.0i		01/96 - 11/99	F	V	<b>142.552</b> •	259	20,7	17,7	41	61	4
1.9 D		01/96 - 11/99	F		<b>142.568</b> •	238	12	10,5	41	61	4
1.9 TD		01/96 - 11/99	F	V	<b>142.552</b> •	259	20,7	17,7	41	61	4
<b>Megane Classic II</b>											
1.4i 16V		03/99 -	F	V	<b>142.552</b> •	259	20,7	17,7	41	61	4
1.6i	LAOF	03/99 -	F	V	<b>142.552</b> •	259	20,7	17,7	41	61	4
1.6i 16V	LAO4	03/99 -	F	V	<b>142.547</b> •	280	24	21,8	44	61	4
1.9 TD	LAO5/LAON	03/99 -	F	V	<b>142.547</b> •	280	24	21,8	44	61	4
<b>Megane Coach I</b>											
1.6i	Ch -971104	11/95 -	F	V	<b>142.573</b> •	238	20,1	17,7	41	61	4
	Ch 971105-	- 03/99	F	V	<b>142.552</b> •	259	20,7	17,7	41	61	4
2.0i		11/95 - 11/99	F	V	<b>142.552</b> •	259	20,7	17,7	41	61	4
2.0i 16V		11/95 - 11/99	F	V	<b>142.557</b> •	262	22	19,8	44	61	4
	RHD	01/96 - 11/99	F	V	<b>142.547</b> •	280	24	21,8	44	61	4
		11/95 - 11/99	R		<b>142.599</b>	238	8	7	74,7	52,3	4
1.9 TD		02/97 - 02/99	F	V	<b>142.552</b> •	259	20,7	17,7	41	61	4
<b>Megane Coach II</b>											
1.4 16V		03/99 -	F	V	<b>142.547</b> •	280	24	21,8	44	61	4
1.6i 16V	DAO4	03/99 -	F	V	<b>142.547</b> •	280	24	21,8	44	61	4
2.0i 16V	DAO3	03/99 -	F	V	<b>142.547</b> •	280	24	21,8	44	61	4
	DAO3 with bearings ø25	03/99 -	R		<b>142.694</b>	274	11	9,5	82,2	52	4
	DAO3 without bearings	03/99 -	R		<b>142.1218</b>	274	11	9,5	82,2	52	4
1.9 DCI		01/01 -	F	V	<b>142.547</b> •	280	24	21,8	44	61	4
1.9 DTI	DAON	03/99 -	F	V	<b>142.547</b> •	280	24	21,8	44	61	4
<b>Megane Scenic</b>											
1.4i		01/96 - 08/99	F	V	<b>142.552</b> •	259	20,7	17,7	41	61	4
		10/98 - 08/99	F	V	<b>142.547</b> •	280	24	21,8	44	61	4
1.4i 16V		10/98 - 08/99	F	V	<b>142.547</b> •	280	24	21,8	44	61	4
1.6i		01/96 - 08/99	F	V	<b>142.552</b> •	259	20,7	17,7	41	61	4
		10/98 - 08/99	F	V	<b>142.547</b> •	280	24	21,8	44	61	4
1.6i 16V		01/96 - 08/99	F	V	<b>142.557</b> •	262	22	19,8	44	61	4
		10/98 - 08/99	F	V	<b>142.547</b> •	280	24	21,8	44	61	4
1.6i Automatic		01/96 - 08/99	F	V	<b>142.557</b> •	262	22	19,8	44	61	4
2.0i		01/96 - 08/99	F	V	<b>142.557</b> •	262	22	19,8	44	61	4
		10/98 - 08/99	F	V	<b>142.547</b> •	280	24	21,8	44	61	4
1.9 D		10/98 - 08/99	F	V	<b>142.547</b> •	280	24	21,8	44	61	4
1.9 D/DTI		01/96 - 08/99	F	V	<b>142.557</b> •	262	22	19,8	44	61	4
1.9 DTI		01/96 - 08/99	F	V	<b>142.557</b> •	262	22	19,8	44	61	4
		10/98 - 08/99	F	V	<b>142.547</b> •	280	24	21,8	44	61	4
<b>Modus</b>											
1.2 16V		10/04 -	F	V	<b>142.593</b>	260	22	19,8	44	61	4



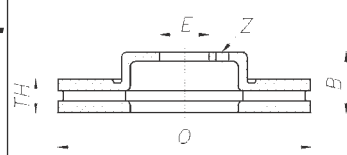
www.intercar.org  
 142 -> HPD for high performance discs  
 142 -> HPD per dischi freno ad alte prestazioni



# RENAULT



Model		Year	F R	V D	CAR	Ø	TH	min TH	B	E	Z
1.4 16V		10/04 -	F	V	<b>142.593</b>	260	22	19,8	44	61	4
1.6 16V		10/04 -	F	V	<b>142.593</b>	260	22	19,8	44	61	4
1.5 DCI		10/04 -	F	V	<b>142.593</b>	260	22	19,8	44	61	4
All Models	with bearings	10/04 -	R		<b>142.1059</b>	240	8	7	80,7	60	4
	without bearings	10/04 -	R		<b>142.1219</b>	240	8	7	80,7	60	4
<b>R11</b>											
1.1		01/83 - 12/89	F		<b>142.568</b> •	238	12	10,5	41	61	4
1.2		01/83 - 12/89	F		<b>142.568</b> •	238	12	10,5	41	61	4
1.4		01/83 - 12/89	F		<b>142.568</b> •	238	12	10,5	41	61	4
1.4 Turbo	B375-C375	01/84 - 12/89	F	V	<b>142.573</b> •	238	20,1	17,7	41	61	4
	B375-C375	02/86 - 12/89	R		<b>142.595</b>	238	8	7	72,6	52	4
1.7i	B376	01/83 - 12/89	F		<b>142.568</b> •	238	12	10,5	41	61	4
	B37D	01/86 - 12/89	F	V	<b>142.573</b> •	238	20,1	17,7	41	61	4
	B37E	01/86 - 12/89	F	V	<b>142.573</b> •	238	20,1	17,7	41	61	4
	B37F	01/83 - 12/89	F		<b>142.568</b> •	238	12	10,5	41	61	4
	B37L	01/83 - 12/89	F		<b>142.568</b> •	238	12	10,5	41	61	4
	B37N	01/86 - 12/89	F	V	<b>142.573</b> •	238	20,1	17,7	41	61	4
	C376	01/83 - 12/89	F		<b>142.568</b> •	238	12	10,5	41	61	4
	C37D	01/86 - 12/89	F	V	<b>142.573</b> •	238	20,1	17,7	41	61	4
	C37E	01/86 - 12/89	F	V	<b>142.573</b> •	238	20,1	17,7	41	61	4
	C37F	01/83 - 12/89	F		<b>142.568</b> •	238	12	10,5	41	61	4
1.6 D	C37L	01/83 - 12/89	F		<b>142.568</b> •	238	12	10,5	41	61	4
	C37N	01/86 - 12/89	F	V	<b>142.573</b> •	238	20,1	17,7	41	61	4
<b>R14</b>											
All Models		01/76 - 12/83	F		<b>142.555</b> •	241	10	9	39,5	62	3
<b>R18</b>											
GTL	R1340	01/78 - 12/82	F		<b>142.550</b> •	228	10	9	38,5	83	6
	R1340	01/85 - 12/86	F		<b>142.571</b> •	238	12	10,5	46	61	4
GTS	R1341	01/78 - 12/81	F		<b>142.550</b> •	228	10	9	38,5	83	6
	R1341	01/85 - 12/86	F		<b>142.571</b> •	238	12	10,5	46	61	4
	R1342 Ch -26200	01/81 - 12/82	F	V	<b>142.566</b> •	238	20	17,7	46	60	4
GTX	R1342 Ch 26201-	01/83 - 12/86	F	V	<b>142.572</b> •	238	20,1	17,7	46	61	4
	R1343 Ch -8900	01/81 - 12/82	F	V	<b>142.566</b> •	238	20	17,7	46	60	4
L	R1343 Ch 8901-	01/83 - 12/86	F	V	<b>142.572</b> •	238	20,1	17,7	46	61	4
	R1340	01/78 - 12/82	F		<b>142.550</b> •	228	10	9	38,5	83	6
TL	R1340	01/85 - 12/86	F		<b>142.571</b> •	238	12	10,5	46	61	4
	R1340	01/78 - 12/82	F		<b>142.550</b> •	228	10	9	38,5	83	6
TS	R1340	01/85 - 12/86	F		<b>142.571</b> •	238	12	10,5	46	61	4
	R1341	01/78 - 12/81	F		<b>142.550</b> •	228	10	9	38,5	83	6
	R1341	01/85 - 12/86	F		<b>142.571</b> •	238	12	10,5	46	61	4
	R1342 Ch -26200	01/81 - 12/82	F	V	<b>142.566</b> •	238	20	17,7	46	60	4
Turbo	R1342 Ch 26201-	01/83 - 12/86	F	V	<b>142.572</b> •	238	20,1	17,7	46	61	4
	R1345	01/80 - 12/82	F	V	<b>142.566</b> •	238	20	17,7	46	60	4
	R1345	01/83 - 12/86	F	V	<b>142.577</b> •	259	20	17,7	46	61	4
TX	R1345	01/83 - 12/86	R		<b>142.578</b> •	254	12	10,5	54,5	66	4
	R1343 Ch -8900	01/81 - 12/82	F	V	<b>142.566</b> •	238	20	17,7	46	60	4
GTD	R1343 Ch 8901-	01/83 - 12/86	F	V	<b>142.572</b> •	238	20,1	17,7	46	61	4
TD	R1344	01/85 - 12/86	F		<b>142.571</b> •	238	12	10,5	46	61	4
Turbo Diesel	R1344	01/85 - 12/86	F		<b>142.571</b> •	238	12	10,5	46	61	4
<b>R18 Break</b>											
GTL	R1346	01/84 - 12/86	F	V	<b>142.572</b> •	238	20,1	17,7	46	61	4
	R1350	01/79 - 12/82	F		<b>142.550</b> •	228	10	9	38,5	83	6
GTS	R1350/2350/1359	07/85 - 12/86	F		<b>142.571</b> •	238	12	10,5	46	61	4
	R1351	01/79 - 12/81	F		<b>142.550</b> •	228	10	9	38,5	83	6
	R1351	07/85 - 12/86	F		<b>142.571</b> •	238	12	10,5	46	61	4
	R1352	01/81 - 12/83	F	V	<b>142.566</b> •	238	20	17,7	46	60	4
GTX	R1353 Ch -9100	01/81 - 06/83	F	V	<b>142.566</b> •	238	20	17,7	46	60	4
	R1353 Ch 9101-	07/83 - 12/86	F	V	<b>142.572</b> •	238	20,1	17,7	46	61	4
L	R1350	01/79 - 12/82	F		<b>142.550</b> •	228	10	9	38,5	83	6
	R1350/2350/1359	07/85 - 12/86	F		<b>142.571</b> •	238	12	10,5	46	61	4
TL	R1350	01/79 - 12/82	F		<b>142.550</b> •	228	10	9	38,5	83	6

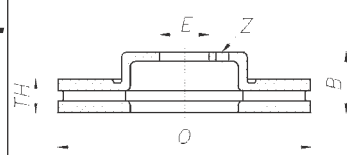


Model		Year	F R	V D	CAR	Ø	TH	min TH	B	E	Z
TS	R1350/2350/1359	07/85 - 12/86	F		<b>142.571</b> •	238	12	10,5	46	61	4
	R1351	01/79 - 12/81	F		<b>142.550</b> •	228	10	9	38,5	83	6
	R1351	07/85 - 12/86	F		<b>142.571</b> •	238	12	10,5	46	61	4
	R1352	01/81 - 12/83	F	V	<b>142.566</b> •	238	20	17,7	46	60	4
Turbo	R1355 Ch -2400	01/82 - 06/84	F	V	<b>142.572</b> •	238	20,1	17,7	46	61	4
	R1355 Ch 2401-	07/84 - 12/86	F	V	<b>142.577</b> •	259	20	17,7	46	61	4
	R1355 Ch 2401-	07/84 - 12/86	R		<b>142.578</b> •	254	12	10,5	54,5	66	4
TX	R1353 Ch -9100	01/81 - 06/83	F	V	<b>142.566</b> •	238	20	17,7	46	60	4
	R1353 Ch 9101-	07/83 - 12/86	F	V	<b>142.572</b> •	238	20,1	17,7	46	61	4
GTD	R1354/2354	07/85 - 12/86	F		<b>142.571</b> •	238	12	10,5	46	61	4
TD	R1354/2354	07/85 - 12/86	F		<b>142.571</b> •	238	12	10,5	46	61	4
Turbo Diesel	R1356	01/84 - 12/86	F	V	<b>142.572</b> •	238	20,1	17,7	46	61	4
<b>R19 Cabriolet</b>											
1.7i RT	D53C	01/91 - 12/95	F	V	<b>142.573</b> •	238	20,1	17,7	41	61	4
	D53C with ABS	01/91 - 12/95	F	V	<b>142.552</b> •	259	20,7	17,7	41	61	4
1.7i TXE	D53C	01/91 - 12/95	F	V	<b>142.573</b> •	238	20,1	17,7	41	61	4
	D53C with ABS	01/91 - 12/95	F	V	<b>142.552</b> •	259	20,7	17,7	41	61	4
1.8i 16V		01/91 - 12/95	F	V	<b>142.552</b> •	259	20,7	17,7	41	61	4
1.8i RT	D53Y	01/92 - 12/95	F	V	<b>142.573</b> •	238	20,1	17,7	41	61	4
	D53Y with ABS	01/92 - 12/95	F	V	<b>142.552</b> •	259	20,7	17,7	41	61	4
All Models	without ABS crown	01/90 - 12/96	R		<b>142.599</b>	238	8	7	74,7	52,3	4
<b>R19 Chamade</b>											
1.2i		01/88 - 12/96	F		<b>142.568</b> •	238	12	10,5	41	61	4
1.4i		01/88 - 12/96	F		<b>142.568</b> •	238	12	10,5	41	61	4
1.7i	solid Discs	01/88 - 12/96	F		<b>142.568</b> •	238	12	10,5	41	61	4
	vented Discs	01/88 - 12/96	F	V	<b>142.573</b> •	238	20,1	17,7	41	61	4
1.8i	B538	01/92 - 12/96	F	V	<b>142.552</b> •	259	20,7	17,7	41	61	4
	B53Y	01/92 - 12/96	F	V	<b>142.573</b> •	238	20,1	17,7	41	61	4
	C538	01/92 - 12/96	F	V	<b>142.552</b> •	259	20,7	17,7	41	61	4
	C53Y	01/92 - 12/96	F	V	<b>142.573</b> •	238	20,1	17,7	41	61	4
	L538	01/92 - 12/96	F	V	<b>142.552</b> •	259	20,7	17,7	41	61	4
	L53Y	01/92 - 12/96	F	V	<b>142.573</b> •	238	20,1	17,7	41	61	4
1.8i 16V		01/90 - 12/96	F	V	<b>142.552</b> •	259	20,7	17,7	41	61	4
1.9 D	solid Discs	01/88 - 12/96	F		<b>142.568</b> •	238	12	10,5	41	61	4
	vented Discs	01/88 - 12/96	F	V	<b>142.573</b> •	238	20,1	17,7	41	61	4
1.9 TD	solid Discs	01/90 - 12/96	F		<b>142.568</b> •	238	12	10,5	41	61	4
	vented Discs	01/90 - 12/96	F	V	<b>142.573</b> •	238	20,1	17,7	41	61	4
	with ABS	01/90 - 12/96	F	V	<b>142.552</b> •	259	20,7	17,7	41	61	4
	without ABS crown	01/90 - 12/96	R		<b>142.599</b>	238	8	7	74,7	52,3	4
<b>R20</b>											
1.7	R1271	07/80 - 12/84	F	V	<b>142.566</b> •	238	20	17,7	46	60	4
2.0	R1272	01/75 - 12/80	F	V	<b>142.565</b>	252,5	24	22	53,5	76	6
	R1277	01/81 - 12/84	F	V	<b>142.566</b> •	238	20	17,7	46	60	4
2.2 TX	R1279	01/80 - 12/84	F	V	<b>142.565</b>	252,5	24	22	53,5	76	6
2.1 D	R1276	01/79 - 12/84	F	V	<b>142.566</b> •	238	20	17,7	46	60	4
2.1 TD	R1270	01/80 - 12/84	F	V	<b>142.566</b> •	238	20	17,7	46	60	4
<b>R21</b>											
1.4 GTL	B/L48D	01/88 - 12/93	F		<b>142.568</b> •	238	12	10,5	41	61	4
1.4 TL	B/L48D	01/88 - 12/93	F		<b>142.568</b> •	238	12	10,5	41	61	4
1.7 GTL	L481	01/86 - 12/93	F		<b>142.568</b> •	238	12	10,5	41	61	4
1.7 RS	L482/4	01/86 - 12/93	F	V	<b>142.573</b> •	238	20,1	17,7	41	61	4
1.7 TL	L481	01/86 - 12/93	F		<b>142.568</b> •	238	12	10,5	41	61	4
1.7 TSE	L482/4	01/86 - 12/93	F	V	<b>142.573</b> •	238	20,1	17,7	41	61	4
1.7i GTS	L482/4	01/86 - 12/93	F	V	<b>142.573</b> •	238	20,1	17,7	41	61	4
1.7i TS	L482/4	01/86 - 12/93	F	V	<b>142.573</b> •	238	20,1	17,7	41	61	4
2.0 GTS	L489	01/86 - 12/93	F	V	<b>142.579</b> •	265	20,5	17,7	31,5	61	4
2.0 GTX	L489	01/86 - 12/93	F	V	<b>142.579</b> •	265	20,5	17,7	31,5	61	4
2.0 RX	L489	01/86 - 12/93	F	V	<b>142.579</b> •	265	20,5	17,7	31,5	61	4
2.0i 12V TXI	B/L48R/Y	09/89 - 12/93	F	V	<b>142.556</b> •	285	21	19	31,8	61	4
	B/L48R/Y	09/89 - 12/93	R		<b>142.594</b>	255	10,5	9,5	30,5	66	4
2.0i GTX	L483	01/86 - 12/93	F	V	<b>142.579</b> •	265	20,5	17,7	31,5	61	4
	L483	01/86 - 12/93	R		<b>142.594</b>	255	10,5	9,5	30,5	66	4





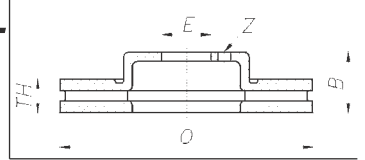
# RENAULT



Model		Year	F R	V D	CAR	Ø	TH	min TH	B	E	Z
2.0i RX	L483	01/86 - 12/93	F	V	<b>142.579</b> •	265	20,5	17,7	31,5	61	4
	L483	01/86 - 12/93	R		<b>142.594</b>	255	10,5	9,5	30,5	66	4
2.0i Turbo	L485	06/87 - 12/93	F	V	<b>142.576</b> •	285	21	19	31,8	61	5
2.0i TXE	L483	01/86 - 12/93	F	V	<b>142.579</b> •	265	20,5	17,7	31,5	61	4
	L483	01/86 - 12/93	R		<b>142.594</b>	255	10,5	9,5	30,5	66	4
2.2i GTX	L48K/S	01/86 - 12/93	F	V	<b>142.579</b> •	265	20,5	17,7	31,5	61	4
	L48K/S	01/86 - 12/93	R		<b>142.594</b>	255	10,5	9,5	30,5	66	4
2.2i RX	L48K/S	01/86 - 12/93	F	V	<b>142.579</b> •	265	20,5	17,7	31,5	61	4
	L48K/S	01/86 - 12/93	R		<b>142.594</b>	255	10,5	9,5	30,5	66	4
2.2i TXE	L48K/S	01/86 - 12/93	F	V	<b>142.579</b> •	265	20,5	17,7	31,5	61	4
	L48K/S	01/86 - 12/93	R		<b>142.594</b>	255	10,5	9,5	30,5	66	4
1.9 GSD		01/89 - 12/93	F	V	<b>142.573</b> •	238	20,1	17,7	41	61	4
1.9 SD		01/89 - 12/93	F	V	<b>142.573</b> •	238	20,1	17,7	41	61	4
2.1 GTD	L486	01/86 - 12/93	F	V	<b>142.574</b> •	244	20,5	17,7	31,6	61	4
	L486	01/86 - 12/93	R		<b>142.594</b>	255	10,5	9,5	30,5	66	4
2.1 TBD	L487/8	01/86 - 12/93	F	V	<b>142.574</b> •	244	20,5	17,7	31,6	61	4
	L487/8	01/86 - 12/93	R		<b>142.594</b>	255	10,5	9,5	30,5	66	4
2.1 TD	L486	01/86 - 12/93	F	V	<b>142.574</b> •	244	20,5	17,7	31,6	61	4
	L486	01/86 - 12/93	R		<b>142.594</b>	255	10,5	9,5	30,5	66	4
2.1 TDX	L487/8	01/86 - 12/93	F	V	<b>142.574</b> •	244	20,5	17,7	31,6	61	4
	L487/8	01/86 - 12/93	R		<b>142.594</b>	255	10,5	9,5	30,5	66	4
<b>R21 Nevada</b>											
1.7i GTS		01/86 - 12/95	F	V	<b>142.573</b> •	238	20,1	17,7	41	61	4
1.7i TR		01/86 - 12/95	F	V	<b>142.573</b> •	238	20,1	17,7	41	61	4
1.7i TS		01/86 - 12/95	F	V	<b>142.573</b> •	238	20,1	17,7	41	61	4
2.0 GTS	K489	01/86 - 12/95	F	V	<b>142.579</b> •	265	20,5	17,7	31,5	61	4
2.0 RX	K489	01/86 - 12/95	F	V	<b>142.579</b> •	265	20,5	17,7	31,5	61	4
2.0i 12V TXI	K48R	01/92 - 12/95	F	V	<b>142.556</b> •	285	21	19	31,8	61	4
	K48R	01/92 - 12/95	R		<b>142.594</b>	255	10,5	9,5	30,5	66	4
2.0i GTX	K483	01/86 - 12/95	F	V	<b>142.579</b> •	265	20,5	17,7	31,5	61	4
	K483	01/86 - 12/95	R		<b>142.594</b>	255	10,5	9,5	30,5	66	4
2.0i TXE	K483	01/86 - 12/95	F	V	<b>142.579</b> •	265	20,5	17,7	31,5	61	4
	K483	01/86 - 12/95	R		<b>142.594</b>	255	10,5	9,5	30,5	66	4
2.2i GTX	K48	01/86 - 12/95	F	V	<b>142.579</b> •	265	20,5	17,7	31,5	61	4
	K48	01/86 - 12/95	R		<b>142.594</b>	255	10,5	9,5	30,5	66	4
2.2i TXE	K48	01/86 - 12/95	F	V	<b>142.579</b> •	265	20,5	17,7	31,5	61	4
	K48	01/86 - 12/95	R		<b>142.594</b>	255	10,5	9,5	30,5	66	4
1.9 D	K/S48H/I	01/89 - 12/95	F	V	<b>142.573</b> •	238	20,1	17,7	41	61	4
2.1 D	K/S480/6	01/86 - 12/95	F	V	<b>142.574</b> •	244	20,5	17,7	31,6	61	4
2.1 TBD	K487/8	01/86 - 12/95	F	V	<b>142.579</b> •	265	20,5	17,7	31,5	61	4
	K487/8	01/86 - 12/95	R		<b>142.594</b>	255	10,5	9,5	30,5	66	4
2.1 TDX	K487/8	01/86 - 12/95	F	V	<b>142.579</b> •	265	20,5	17,7	31,5	61	4
	K487/8	01/86 - 12/95	R		<b>142.594</b>	255	10,5	9,5	30,5	66	4
<b>R25</b>											
2.0 GTS	B297	01/84 - 12/92	F	V	<b>142.577</b> •	259	20	17,7	46	61	4
	B297 with ABS	01/84 - 09/88	R		<b>142.596</b>	253,5	12	10,5	54,3	66	5
	B297 with ABS	06/88 - 12/92	R		<b>142.578</b> •	254	12	10,5	54,5	66	4
2.0 TS	B297	01/84 - 12/92	F	V	<b>142.577</b> •	259	20	17,7	46	61	4
	B297 with ABS	01/84 - 09/88	R		<b>142.596</b>	253,5	12	10,5	54,3	66	5
2.0i 12V TI	B294	01/90 - 12/92	F	V	<b>142.577</b> •	259	20	17,7	46	61	4
	B294	01/90 - 12/92	R		<b>142.578</b> •	254	12	10,5	54,5	66	4
2.0i 12V TXI	B294	01/90 - 12/92	F	V	<b>142.577</b> •	259	20	17,7	46	61	4
	B294	01/90 - 12/92	R		<b>142.578</b> •	254	12	10,5	54,5	66	4
2.0i TI	B292	01/88 - 12/92	F	V	<b>142.577</b> •	259	20	17,7	46	61	4
	B292 with ABS	01/88 - 12/92	R		<b>142.578</b> •	254	12	10,5	54,5	66	4
2.0i TX	B29H	01/87 - 12/92	F	V	<b>142.577</b> •	259	20	17,7	46	61	4
	B29H with ABS	01/87 - 05/88	R		<b>142.596</b>	253,5	12	10,5	54,3	66	5
	B29H with ABS	06/88 - 12/92	R		<b>142.578</b> •	254	12	10,5	54,5	66	4
2.0i TXE	B29H	01/87 - 12/92	F	V	<b>142.577</b> •	259	20	17,7	46	61	4
	B29H with ABS	01/87 - 05/88	R		<b>142.596</b>	253,5	12	10,5	54,3	66	5
	B29H with ABS	06/88 - 12/92	R		<b>142.578</b> •	254	12	10,5	54,5	66	4
2.0i TXI	B292	01/88 - 12/92	F	V	<b>142.577</b> •	259	20	17,7	46	61	4



# RENAULT



Model	Year	F R	V D	<b>CAR</b>	Ø	TH	min TH	B	E	Z
2.2i GTX	B292 with ABS	01/88 - 12/92	R	<b>142.578</b> •	254	12	10,5	54,5	66	4
	B29B/E	01/84 - 12/92	F	<b>142.577</b> •	259	20	17,7	46	61	4
	B29B/E with ABS	01/84 - 05/87	F	<b>142.553</b> •	280	22	20	58	61	5
	B29B/E with ABS	06/87 - 12/92	F	<b>142.577</b> •	259	20	17,7	46	61	4
	B29B/E with ABS	01/84 - 05/88	R	<b>142.596</b>	253,5	12	10,5	54,3	66	5
2.2i TX	B29B/E with ABS	06/88 - 12/92	R	<b>142.578</b> •	254	12	10,5	54,5	66	4
	B29B/E	01/84 - 12/92	F	<b>142.577</b> •	259	20	17,7	46	61	4
	B29B/E with ABS	01/84 - 05/87	F	<b>142.553</b> •	280	22	20	58	61	5
	B29B/E with ABS	06/87 - 12/92	F	<b>142.577</b> •	259	20	17,7	46	61	4
	B29B/E with ABS	01/87 - 05/88	R	<b>142.596</b>	253,5	12	10,5	54,3	66	5
2.2i TXE	B29B/E with ABS	06/88 - 12/92	R	<b>142.578</b> •	254	12	10,5	54,5	66	4
	B29B/E	01/84 - 12/92	F	<b>142.577</b> •	259	20	17,7	46	61	4
	B29B/E with ABS	01/84 - 05/87	F	<b>142.553</b> •	280	22	20	58	61	5
	B29B/E with ABS	06/87 - 12/92	F	<b>142.577</b> •	259	20	17,7	46	61	4
	B29B/E with ABS	01/87 - 05/88	R	<b>142.596</b>	253,5	12	10,5	54,3	66	5
2.5i V6 Turbo	B295/G	01/85 - 12/92	F	<b>142.553</b> •	280	22	20	58	61	5
	B295/G	01/85 - 12/92	R	<b>142.597</b>	253,5	12	10,5	54,3	66	5
2.7i V6	B293/8/F	01/84 - 12/92	F	<b>142.553</b> •	280	22	20	58	61	5
	B293/8/F	01/84 - 12/92	R	<b>142.597</b>	253,5	12	10,5	54,3	66	5
2.8i V6	B293/8/F	01/84 - 12/92	F	<b>142.553</b> •	280	22	20	58	61	5
	B293/8/F	01/84 - 12/92	R	<b>142.597</b>	253,5	12	10,5	54,3	66	5
2.1 GTD	B296	01/84 - 12/92	F	<b>142.577</b> •	259	20	17,7	46	61	4
	B296 with ABS	01/84 - 05/88	R	<b>142.596</b>	253,5	12	10,5	54,3	66	5
	B296 with ABS	06/88 - 12/92	R	<b>142.578</b> •	254	12	10,5	54,5	66	4
2.1 TD	B290	01/84 - 12/92	F	<b>142.577</b> •	259	20	17,7	46	61	4
	B296	01/84 - 12/92	F	<b>142.577</b> •	259	20	17,7	46	61	4
	B290 with ABS	01/84 - 05/88	R	<b>142.596</b>	253,5	12	10,5	54,3	66	5
	B290 with ABS	06/88 - 12/92	R	<b>142.578</b> •	254	12	10,5	54,5	66	4
	B296 with ABS	01/84 - 05/88	R	<b>142.596</b>	253,5	12	10,5	54,3	66	5
	B296 with ABS	06/88 - 12/92	R	<b>142.578</b> •	254	12	10,5	54,5	66	4
<b>R30</b>										
2.7 TS	R1273/4/5	01/75 - 12/84	F	<b>142.565</b>	252,5	24	22	53,5	76	6
2.7 TX	R1278	01/78 - 12/84	F	<b>142.565</b>	252,5	24	22	53,5	76	6
2.1 TD	R1270	01/81 - 12/84	F	<b>142.566</b> •	238	20	17,7	46	60	4
<b>R4</b>										
1.1		01/82 - 12/92	F	<b>142.550</b> •	228	10	9	38,5	83	6
950		01/82 - 12/92	F	<b>142.550</b> •	228	10	9	38,5	83	6
<b>R5</b>										
1.4 Turbo Alpine		01/81 - 12/85	F	<b>142.550</b> •	228	10	9	38,5	83	6
		01/81 - 12/85	R	<b>142.550</b> •	228	10	9	38,5	83	6
1.4 Turbo Gordini		01/81 - 12/85	F	<b>142.550</b> •	228	10	9	38,5	83	6
		01/81 - 12/85	R	<b>142.550</b> •	228	10	9	38,5	83	6
All Models	exc. 1.4 Turbo R8220	01/72 - 08/84	F	<b>142.550</b> •	228	10	9	38,5	83	6
<b>R5 Super</b>										
1.1		09/84 - 12/92	F	<b>142.569</b> •	238	8,2	7	41	61	4
1.2		01/86 - 12/91	F	<b>142.568</b> •	238	12	10,5	41	61	4
1.4		09/84 - 12/90	F	<b>142.568</b> •	238	12	10,5	41	61	4
1.4 GT Turbo		01/85 - 12/91	F	<b>142.573</b> •	238	20,1	17,7	41	61	4
		01/85 - 12/91	R	<b>142.595</b>	238	8	7	72,6	52	4
1.4i		01/85 - 12/94	F	<b>142.568</b> •	238	12	10,5	41	61	4
1.7 GTX	B408	01/86 - 12/89	F	<b>142.568</b> •	238	12	10,5	41	61	4
	B40G	01/87 - 12/90	F	<b>142.573</b> •	238	20,1	17,7	41	61	4
	B40K	01/87 - 12/90	F	<b>142.573</b> •	238	20,1	17,7	41	61	4
	C408	01/86 - 12/89	F	<b>142.568</b> •	238	12	10,5	41	61	4
	C40G	01/87 - 12/90	F	<b>142.573</b> •	238	20,1	17,7	41	61	4
	C40K	01/87 - 12/90	F	<b>142.573</b> •	238	20,1	17,7	41	61	4
1.7 TX		01/86 - 12/89	F	<b>142.568</b> •	238	12	10,5	41	61	4
1.7i		01/87 - 12/90	F	<b>142.573</b> •	238	20,1	17,7	41	61	4
950		09/84 - 12/92	F	<b>142.569</b> •	238	8,2	7	41	61	4
1.6 D		01/85 - 12/94	F	<b>142.568</b> •	238	12	10,5	41	61	4

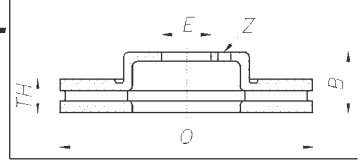


www.intercar.org  
 142 -> HPD for high performance discs  
 142 -> HPD per dischi freno ad alte prestazioni

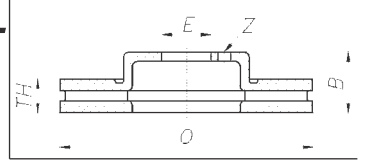




# RENAULT



Model		Year	F	V	D	CAR	Ø	TH	min TH	B	E	Z	
<b>R6</b>													
All Models		08/70 - 06/80	F			<b>142.550</b>	•	228	10	9	38,5	83	6
<b>R9</b>													
1.1	L421 Ch -84200	01/81 -	F			<b>142.551</b>	•	238	12	10,5	41	78	4
	L421 Ch 84201-	- 12/89	F			<b>142.568</b>	•	238	12	10,5	41	61	4
1.2	L42S	01/85 - 12/89	F			<b>142.568</b>	•	238	12	10,5	41	61	4
1.4	L422 Ch -170420	01/81 -	F			<b>142.551</b>	•	238	12	10,5	41	78	4
	L422 Ch 170421-	- 12/89	F			<b>142.568</b>	•	238	12	10,5	41	61	4
	L423 Ch -105000	01/81 -	F			<b>142.551</b>	•	238	12	10,5	41	78	4
	L423 Ch 105001-	- 12/89	F			<b>142.568</b>	•	238	12	10,5	41	61	4
	L42A	01/86 - 12/89	F			<b>142.568</b>	•	238	12	10,5	41	61	4
	L42C	01/86 - 12/89	F			<b>142.568</b>	•	238	12	10,5	41	61	4
	L42R	01/86 - 12/89	F			<b>142.568</b>	•	238	12	10,5	41	61	4
1.4 Turbo	L425	01/85 - 12/89	F	V		<b>142.573</b>	•	238	20,1	17,7	41	61	4
	L425	01/85 - 12/89	R			<b>142.595</b>		238	8	7	72,6	52	4
1.7	L426	01/85 - 12/89	F			<b>142.568</b>	•	238	12	10,5	41	61	4
	L42D	01/86 - 12/89	F	V		<b>142.573</b>	•	238	20,1	17,7	41	61	4
	L42N	01/86 - 12/89	F	V		<b>142.573</b>	•	238	20,1	17,7	41	61	4
1.7i	L42E	01/86 - 12/89	F	V		<b>142.573</b>	•	238	20,1	17,7	41	61	4
	L42F	01/85 - 12/89	F			<b>142.568</b>	•	238	12	10,5	41	61	4
	L42L	01/85 - 12/89	F			<b>142.568</b>	•	238	12	10,5	41	61	4
1.6 D	L424	01/83 - 12/89	F			<b>142.568</b>	•	238	12	10,5	41	61	4
<b>Safrane I</b>													
2.0 Si 12V	B54E	01/92 - 02/95	F	V		<b>142.557</b>	•	262	22	19,8	44	61	4
	B54E	03/95 - 09/96	F	V		<b>142.559</b>	•	262	22	19,8	44	61	5
	B54E	01/92 - 02/95	R			<b>142.563</b>		265	10,5	9,5	44,3	66	4
	B54E	03/95 - 09/96	R			<b>142.562</b>		265	10,5	9,5	44,3	66	5
2.0i	B540/2	01/92 - 09/96	F	V		<b>142.557</b>	•	262	22	19,8	44	61	4
	B540/2	01/92 - 09/96	R			<b>142.563</b>		265	10,5	9,5	44,3	66	4
2.2 Si 12V	B543	01/92 - 02/95	F	V		<b>142.557</b>	•	262	22	19,8	44	61	4
	B543	02/95 - 09/96	F	V		<b>142.559</b>	•	262	22	19,8	44	61	5
	B543	01/92 - 02/95	R			<b>142.563</b>		265	10,5	9,5	44,3	66	4
	B543	02/95 - 09/96	R			<b>142.562</b>		265	10,5	9,5	44,3	66	5
2.2i	B541	01/92 - 09/96	F	V		<b>142.557</b>	•	262	22	19,8	44	61	4
	B541	01/92 - 09/96	R			<b>142.563</b>		265	10,5	9,5	44,3	66	4
3.0i V6	B54B	01/92 - 09/96	F	V		<b>142.561</b>	•	280	24	21,8	44	61	5
	B54B	01/92 - 09/96	R			<b>142.562</b>		265	10,5	9,5	44,3	66	5
3.0i V6 Biturbo Quadra	B545	01/92 - 09/96	F	V		<b>142.561</b>	•	280	24	21,8	44	61	5
	B545	01/92 - 09/96	R			<b>142.598</b>		265	10,5	9,5	44,3	61	5
3.0i V6 Quadra	B544	01/92 - 09/96	F	V		<b>142.561</b>	•	280	24	21,8	44	61	5
	B544	01/92 - 09/96	R			<b>142.598</b>		265	10,5	9,5	44,3	61	5
2.1 TD	B546	01/92 - 09/96	F	V		<b>142.557</b>	•	262	22	19,8	44	61	4
	B546	01/92 - 09/96	R			<b>142.563</b>		265	10,5	9,5	44,3	66	4
2.5 TD	B548 Ch -S16989	01/92 - 05/94	F	V		<b>142.559</b>	•	262	22	19,8	44	61	5
	B548 Ch -S16989	06/94 - 09/96	F	V		<b>142.561</b>	•	280	24	21,8	44	61	5
	B548	01/92 - 09/96	R			<b>142.562</b>		265	10,5	9,5	44,3	66	5
2.5 TD Automatic	B548	01/93 - 09/96	F	V		<b>142.561</b>	•	280	24	21,8	44	61	5
<b>Safrane II</b>													
2.0i 16V	B54L	10/96 -	F	V		<b>142.559</b>	•	262	22	19,8	44	61	5
2.5i 20V	B54F	10/96 -	F	V		<b>142.561</b>	•	280	24	21,8	44	61	5
3.0i V6	B54M	10/96 -	F	V		<b>142.561</b>	•	280	24	21,8	44	61	5
2.2 12V TD	B54G	10/96 -	F	V		<b>142.561</b>	•	280	24	21,8	44	61	5
All Models		10/96 -	R			<b>142.562</b>		265	10,5	9,5	44,3	66	5
<b>Scenic I</b>													
1.4i 16V		09/99 - 05/03	F	V		<b>142.547</b>	•	280	24	21,8	44	61	4
1.6i 16V		09/99 - 05/03	F	V		<b>142.547</b>	•	280	24	21,8	44	61	4
1.8i 16V		09/99 - 05/03	F	V		<b>142.547</b>	•	280	24	21,8	44	61	4
2.0i 16V		09/99 - 05/03	F	V		<b>142.547</b>	•	280	24	21,8	44	61	4
1.9 DCI		09/99 - 05/03	F	V		<b>142.547</b>	•	280	24	21,8	44	61	4
1.9 DTI	JAOW	09/99 - 05/03	F	V		<b>142.547</b>	•	280	24	21,8	44	61	4
All Models	exc. 1.4i 16V with bearings ø25	09/99 - 05/03	R			<b>142.694</b>		274	11	9,5	82,2	52	4
	exc. 1.4i 16V without bearings	09/99 - 05/03	R			<b>142.1218</b>		274	11	9,5	82,2	52	4

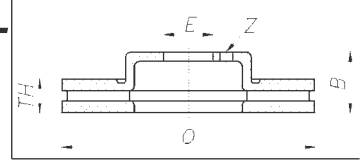


Model	Year	F R	V D	CAR	Ø	TH	min TH	B	E	Z	
<b>Scenic II</b>											
1.4i 16V	06/03 -	F	V	<b>142.547 •</b>	280	24	21,8	44	61	4	
1.6i 16V	06/03 -	F	V	<b>142.547 •</b>	280	24	21,8	44	61	4	
2.0i 16V	06/03 -	F	V	<b>142.547 •</b>	280	24	21,8	44	61	4	
1.5 DCI	06/03 -	F	V	<b>142.547 •</b>	280	24	21,8	44	61	4	
	with 300 mm Discs	06/03 -	F	V	<b>142.1179</b>	300	24	21,8	44	61	4
1.9 DCI	06/03 -	F	V	<b>142.547 •</b>	280	24	21,8	44	61	4	
	with 300 mm Discs	06/03 -	F	V	<b>142.1179</b>	300	24	21,8	44	61	4
2.0 CDI	09/05 - 03/09	F	V	<b>142.1524</b>	300	24	21,8	44	61	5	
	with bearings	09/05 - 03/09	R		<b>142.1655</b>	270	10	9	80,7	52	5
	without bearings	09/05 - 03/09	R		<b>142.1656</b>	270	10	9	80,7	52	5
All Models	exc. 2.0 CDI with bearings	06/03 -	R		<b>142.1307</b>	270	10	9	80,7	52,3	4
	exc. 2.0 CDI without bearings	06/03 -	R		<b>142.1278</b>	270	10	9	80,7	52,3	4
<b>Scenic III</b>											
1.4 16V	02/09 -	F	V	<b>142.1492</b>	280	24	21,8	44	68	5	
1.6 16V	02/09 -	F	V	<b>142.1492</b>	280	24	21,8	44	68	5	
2.0 16V	02/09 -	F	V	<b>142.1492</b>	280	24	21,8	44	68	5	
1.5 DCI	02/09 -	F	V	<b>142.1492</b>	280	24	21,8	44	68	5	
1.9 DCI	02/09 -	F	V	<b>142.1492</b>	280	24	21,8	44	68	5	
2.0 DCI	02/09 -	F	V	<b>142.1492</b>	280	24	21,8	44	68	5	
All Models	with 296 mm Discs	02/09 -	F	V	<b>142.1493</b>	296	26	23,4	44	68	5
	with 260 mm Discs and with bearings	02/09 -	R		<b>142.1622</b>	260	8	7	86,2	61,9	5
	with 260 mm Discs and without bearings	02/09 -	R		<b>142.1623</b>	260	8	7	86,2	61,9	5
	with 274 mm Discs and with bearings	02/09 -	R		<b>142.1624</b>	274	11	9,5	86,2	52,3	5
	with 274 mm Discs and without bearings	02/09 -	R		<b>142.1625</b>	274	11	9,5	86,2	52,3	5
<b>Scenic RX4</b>											
2.0i 16V	JAOC	03/02 -	F	V	<b>142.1728</b>	300	26	22,8	44	61	5
	JAOC	06/00 - 02/02	F	V	<b>142.544</b>	280	24	21,8	44	61	5
1.9 DCI	JA1F/JA05	03/02 -	F	V	<b>142.1728</b>	300	26	22,8	44	61	5
	JA1F/JA05	11/00 - 02/02	F	V	<b>142.544</b>	280	24	21,8	44	61	5
All Models		11/00 -	R		<b>142.598</b>	265	10,5	9,5	44,3	61	5
<b>Twingo (C06_)</b>											
1.2		03/98 - 08/00	F		<b>142.568 •</b>	238	12	10,5	41	61	4
		09/96 - 02/98	F		<b>142.569 •</b>	238	8,2	7	41	61	4
1.2 Automatic		09/96 - 08/00	F		<b>142.568 •</b>	238	12	10,5	41	61	4
1.2i		09/00 -	F	V	<b>142.549 •</b>	259	20,6	17,7	41	61	4
1.2i 16V		02/01 -	F	V	<b>142.549 •</b>	259	20,6	17,7	41	61	4
1.3		01/93 - 02/98	F		<b>142.569 •</b>	238	8,2	7	41	61	4
		03/98 - 08/00	F		<b>142.568 •</b>	238	12	10,5	41	61	4
All Models	solid Discs	09/00 -	F		<b>142.1216</b>	259	12	10,6	41	61	4
<b>Twingo (CN0_) 07</b>											
1.2		03/07 -	F		<b>142.1216</b>	259	12	10,6	41	61	4
1.2 16V		03/07 -	F		<b>142.1216</b>	259	12	10,6	41	61	4
1.2 Turbo		03/07 -	F		<b>142.1216</b>	259	12	10,6	41	61	4
1.6 RS		05/08 -	F	V	<b>142.547 •</b>	280	24	21,8	44	61	4
	with bearings	05/08 -	R		<b>142.1059</b>	240	8	7	80,7	60	4
	without bearings	05/08 -	R		<b>142.1219</b>	240	8	7	80,7	60	4
1.5 DCI		03/07 -	F		<b>142.1216</b>	259	12	10,6	41	61	4
All Models	vented Discs	03/07 -	F	V	<b>142.552 •</b>	259	20,7	17,7	41	61	4
<b>Twingo 12</b>											
1.2		01/12 -	F	V	<b>142.549 •</b>	259	20,6	17,7	41	61	4
1.2 GT		01/12 -	F	V	<b>142.549 •</b>	259	20,6	17,7	41	61	4
1.6 RS 16V Turbo		01/12 -	F	V	<b>142.547 •</b>	280	24	21,8	44	61	4
1.5 DCI		01/12 -	F	V	<b>142.549 •</b>	259	20,6	17,7	41	61	4
All Models	with bearings	01/12 -	R		<b>142.1059</b>	240	8	7	80,7	60	4
	without bearings	01/12 -	R		<b>142.1219</b>	240	8	7	80,7	60	4
<b>Vel Satis</b>											
2.0 Turbo 16V		06/02 -	F	V	<b>142.692</b>	324	28	25,4	47	61	5
3.0 V6 24V DCI		06/02 -	F	V	<b>142.692</b>	324	28	25,4	47	61	5
3.5 V6 24V		06/02 -	F	V	<b>142.692</b>	324	28	25,4	47	61	5
2.2 16V DCI		06/02 -	F	V	<b>142.692</b>	324	28	25,4	47	61	5
All Models	with bearings and ø12 screw	06/02 -	R		<b>142.698</b>	300	11	9,6	84,8	60	5





# RENAULT



Model	Year	F R	V D	CAR	Ø	TH	min TH	B	E	Z
with bearings and ø14 screw	06/02 -	R		<b>142.1106</b>	300	11	9,6	84,8	60	5
without bearings and ø12 screw	06/02 -	R		<b>142.1230</b>	300	11	9,6	84,8	60	5
without bearings and ø14 screw	06/02 -	R		<b>142.1229</b>	300	11	9,6	84,8	60	5

<b>Wind</b>										
1.2	07/10 -	F	V	<b>142.547</b> •	280	24	21,8	44	61	4
1.6	07/10 -	F	V	<b>142.547</b> •	280	24	21,8	44	61	4
All Models	with bearings	07/10 -	R	<b>142.1059</b>	240	8	7	80,7	60	4
	without bearings	07/10 -	R	<b>142.1219</b>	240	8	7	80,7	60	4

## RENAULT Mpv - Suv - Off road

<b>Koleos (HY_) 08</b>										
2.5	09/08 -	F	V	<b>142.1474</b>	320	28	26	44	68	5
2.5 4WD	09/08 -	F	V	<b>142.1474</b>	320	28	26	44	68	5
2.0 DCI	09/08 -	F	V	<b>142.1474</b>	320	28	26	44	68	5
2.0 DCI 4WD	09/08 -	F	V	<b>142.1474</b>	320	28	26	44	68	5
All Models	solid Discs	09/08 -	R	<b>142.1321</b>	292	9	8	62	68	5
	vented Discs	09/08 -	R	<b>142.1277</b>	292	16	14	62	68	5

## RENAULT Light commercial

<b>Clio Van I 90 - 98</b>										
1.1	01/90 - 12/91	F		<b>142.569</b> •	238	8,2	7	41	61	4
	01/92 - 12/98	F		<b>142.568</b> •	238	12	10,5	41	61	4
1.2i	01/90 - 12/98	F		<b>142.568</b> •	238	12	10,5	41	61	4
1.9 D	01/90 - 12/93	F		<b>142.568</b> •	238	12	10,5	41	61	4
	01/94 - 12/98	F	V	<b>142.573</b> •	238	20,1	17,7	41	61	4

<b>Clio Van II 98</b>										
1.2i	SBOA	01/99 -	F	<b>142.568</b> •	238	12	10,5	41	61	4
	SBOA with ABS	01/99 -	F	<b>142.573</b> •	238	20,1	17,7	41	61	4
1.9 D	SBOE	01/99 -	F	<b>142.573</b> •	238	20,1	17,7	41	61	4

<b>Express</b>										
0.9	F400	01/85 - 12/90	F	<b>142.569</b> •	238	8,2	7	41	61	4
1.1	F401	01/85 - 05/88	F	<b>142.569</b> •	238	8,2	7	41	61	4
	F401	06/88 -	F	<b>142.568</b> •	238	12	10,5	41	61	4
1.2		01/91 -	F	<b>142.568</b> •	238	12	10,5	41	61	4
1.4i	F402/7	01/85 -	F	<b>142.568</b> •	238	12	10,5	41	61	4
1.6 D	F404	01/85 -	F	<b>142.568</b> •	238	12	10,5	41	61	4
1.9 D	F40	01/91 -	F	<b>142.568</b> •	238	12	10,5	41	61	4

<b>Kangoo Express (FC0/1_)</b>										
All Models		02/01 -	F	<b>142.549</b> •	259	20,6	17,7	41	61	4
	with ABS	06/98 - 01/01	F	<b>142.549</b> •	259	20,6	17,7	41	61	4
	without ABS	01/97 - 01/01	F	<b>142.573</b> •	238	20,1	17,7	41	61	4
All Models 4WD		02/01 -	F	<b>142.547</b> •	280	24	21,8	44	61	4
		02/01 -	R	<b>142.1254</b>	280	12	11	45,1	61	4

<b>Kangoo Express (FW0/1_) 08</b>										
1.6		02/08 -	F	<b>142.1497</b>	280	24	21,8	44	61	5
1.6 16V		02/08 -	F	<b>142.1497</b>	280	24	21,8	44	61	5
1.5 DCI		02/08 -	F	<b>142.1497</b>	280	24	21,8	44	61	5
All Models	with 258 mm Discs	02/08 -	F	<b>142.1688</b>	258	22	19,8	44	61	4
	with bearings	02/08 -	R	<b>142.1499</b>	274	11	9,5	90	52,2	5
	without bearings	02/08 -	R	<b>142.1498</b>	274	11	9,5	90	52,2	5

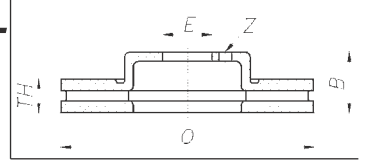
<b>Mascott</b>										
Mascott	3,5 ton.	05/99 -	F	<b>142.542</b>	290	22	19	42,5	102	10
	5 ton.	05/99 -	F	<b>142.542</b>	290	22	19	42,5	102	10
	5,5 ton.	05/99 -	F	<b>142.536</b>	290	26	23	42,5	102	10
	6 ton.	05/99 -	F	<b>142.536</b>	290	26	23	42,5	102	10
	6,5 ton.	05/99 -	F	<b>142.536</b>	290	26	23	42,5	102	10
		05/99 -	R	<b>142.543</b>	290	22	19	78	115	8

<b>Master I</b>										
All Models		01/80 - 12/97	F	<b>142.554</b>	278,5	24	22	70	95	6

<b>Master II</b>										
All Models	15" wheels	01/98 -	F	<b>142.548</b> •	280	24	21	61,5	79,5	6
	16" wheels	01/98 -	F	<b>142.366</b>	305	28	25	78	90	5



# RENAULT



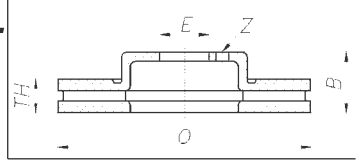
Model	Year	F R	V D	CAR	Ø	TH	min TH	B	E	Z
<b>Master III</b>	01/98 -	R		<b>142.037</b>	305	12	10,5	67	90	5
All Models	10/03 -	F	V	<b>142.366</b>	305	28	25	78	90	5
	10/03 -	R		<b>142.037</b>	305	12	10,5	67	90	5
<b>Master IV</b>										
All Models	02/10 -	F	V	<b>142.1578</b>	302	28	24,5	70	90	5
All Models FWD	02/10 -	R		<b>142.1580</b>	305	12	10	71,5	90	5
All Models RWD	02/10 -	R		<b>142.1579</b>	305	12	10	71,7	91	5
single rear wheels	02/10 -	R		<b>142.1579</b>	305	12	10	71,7	91	5
twin rear wheels	02/10 -	R		<b>142.1692</b>	302	18	15	51	120	8
<b>Megane Van</b>										
1.9 D	SAOR	10/99 -	F V	<b>142.549 •</b>	259	20,6	17,7	41	61	4
1.9 TD	SAON	10/99 -	F V	<b>142.547 •</b>	280	24	21,8	44	61	4
<b>R4 Van</b>										
F6	R210B	01/83 - 12/86	F	<b>142.550 •</b>	228	10	9	38,5	83	6
	R2370	01/83 - 12/86	F	<b>142.550 •</b>	228	10	9	38,5	83	6
	R239B	01/83 - 12/86	F	<b>142.550 •</b>	228	10	9	38,5	83	6
<b>R5 Van</b>										
0.9		01/84 - 12/91	F	<b>142.569 •</b>	238	8,2	7	41	61	4
1.1		01/84 - 12/91	F	<b>142.569 •</b>	238	8,2	7	41	61	4
1.6 D		01/84 - 12/91	F	<b>142.568 •</b>	238	12	10,5	41	61	4
<b>Trafic</b>										
All Models	01/80 - 03/01	F V		<b>142.565</b>	252,5	24	22	53,5	76	6
	03/01 -	F V		<b>142.362</b>	305	28	24	49,5	72	5
with bearings	03/01 -	R		<b>142.484</b>	280	12	10	102,5	71	5
without bearings	03/01 -	R		<b>142.1221</b>	280	12	10	102,5	71	5
<b>RENAULT Industrial vehicle</b>										
<b>Agora</b>										
Bus	05/96 -	F V		<b>150.530</b>	438	45	42	97	131	10
<b>FR1</b>										
		F V		<b>150.550</b>	400	42	39	90	175	12
<b>Magnum</b>										
E TECH series 400/440/480	01/02-	F V		<b>150.531</b>	434	45	37	97	131	10
	01/02-	R		<b>150.532</b>	434	45	40	160	224	12
Rvi AE380	- 05/92	F V		<b>150.520</b>	439,5	44,5	42	100	131	10
	06/92 -	F V		<b>150.530</b>	438	45	42	97	131	10
Rvi AE385	- 05/92	F V		<b>150.520</b>	439,5	44,5	42	100	131	10
	06/92 -	F V		<b>150.530</b>	438	45	42	97	131	10
Rvi AE420	06/92 -	F V		<b>150.530</b>	438	45	42	97	131	10
Rvi AE430	06/92 -	F V		<b>150.530</b>	438	45	42	97	131	10
Rvi AE500	- 05/92	F V		<b>150.520</b>	439,5	44,5	42	100	131	10
	06/92 -	F V		<b>150.530</b>	438	45	42	97	131	10
Rvi AE520	06/92 -	F V		<b>150.530</b>	438	45	42	97	131	10
<b>Midliner</b>										
B110		F V		<b>150.500</b>	276	24	21	44	95	10
	06/93 -	F V		<b>150.540</b>	276	24	21	44	102	10
B120		F V		<b>150.500</b>	276	24	21	44	95	10
	06/93 -	F V		<b>150.540</b>	276	24	21	44	102	10
B70		F V		<b>150.500</b>	276	24	21	44	95	10
B80		F V		<b>150.500</b>	276	24	21	44	95	10
	06/93 -	F V		<b>150.540</b>	276	24	21	44	102	10
B90		F V		<b>150.500</b>	276	24	21	44	95	10
M120		F V		<b>150.510</b>	354	30	26	82	128	10
M130		F V		<b>150.510</b>	354	30	26	82	128	10
M150		F V		<b>150.510</b>	354	30	26	82	128	10
M160 D/M		F V		<b>150.510</b>	354	30	26	82	128	10
M170		F V		<b>150.510</b>	354	30	26	82	128	10
M230		F V		<b>150.510</b>	354	30	26	82	128	10
<b>Premium</b>										
All Models	05/96 -	F V		<b>150.530</b>	438	45	42	97	131	10
<b>Serie R</b>										
R380	- 05/92	F V		<b>150.520</b>	439,5	44,5	42	100	131	10



www.intercar.org  
 142 -> HPD for high performance discs  
 142 -> HPD per dischi freno ad alte prestazioni



# RENAULT



Model	Year	F R	V D	CAR	Ø	TH	min TH	B	E	Z
R385	06/92 -	F	V	<b>150.530</b>	438	45	42	97	131	10
	- 05/92	F	V	<b>150.520</b>	439,5	44,5	42	100	131	10
R420	06/92 -	F	V	<b>150.530</b>	438	45	42	97	131	10
	- 05/92	F	V	<b>150.520</b>	439,5	44,5	42	100	131	10
	06/92 -	F	V	<b>150.530</b>	438	45	42	97	131	10

### Serie S

S120	03/95 -	F	V	<b>150.560</b>	304	30	26	134,7	250	6
S130	03/95 -	F	V	<b>150.560</b>	304	30	26	134,7	250	6
S135	03/95 -	F	V	<b>150.560</b>	304	30	26	134,7	250	6
S150	03/95 -	F	V	<b>150.560</b>	304	30	26	134,7	250	6
S160	03/95 -	F	V	<b>150.570</b>	322	30	27	133,5	290	6
S180	03/95 -	F	V	<b>150.570</b>	322	30	27	133,5	290	6

## RENAULT Bus

### Star Bus

R312 Star Bus De Simon	twin Discs		F	V	<b>151.600</b>	350	30	27	73	145	16
	twin Discs		R	V	<b>151.600</b>	350	30	27	73	145	16

## ROR-MERITOR Trailer

### Trailer

				V	<b>150.362</b>	434	45	40	150	222	10
DX 195	whit exciter ring			V	<b>150.361</b>	378	45	39	150	222	10
DX 195 Serie LM 19"1/2				V	<b>150.360</b>	378	45	42	150	222	10
DX 225				V	<b>151.480</b>	436	45	39	138,5	210	10
				V	<b>151.481</b>	434	45	39	138,5	210	12
Serie TM 19"1/2		05/99 -		V	<b>150.365</b>	378	45	42	150	225	8

## ROVER

### 25

1.4 16V	62/76 Kw	10/99 -	F		<b>142.307</b> •	262	13	11	44,5	64,2	4
1.6i 16V		10/99 -	F		<b>142.307</b> •	262	13	11	44,5	64,2	4
1.8i 16V	85/107 Kw	10/99 -	F		<b>142.307</b> •	262	13	11	44,5	64,2	4
2.0 DTI TD		10/99 -	F		<b>142.307</b> •	262	13	11	44,5	64,2	4
All Models	vented Discs	10/99 -	F	V	<b>142.917</b> •	262	21	19	44,5	64,2	4
		10/99 -	R		<b>142.308</b>	238,5	10	9	48,1	61	4

### 45

1.4 16V		02/00 -	F		<b>142.307</b> •	262	13	11	44,5	64,2	4
1.6i 16V		02/00 -	F		<b>142.307</b> •	262	13	11	44,5	64,2	4
1.8i 16V		02/00 -	F		<b>142.307</b> •	262	13	11	44,5	64,2	4
2.0 DTI TD		02/00 -	F		<b>142.307</b> •	262	13	11	44,5	64,2	4
All Models	vented Discs	02/00 -	F	V	<b>142.917</b> •	262	21	19	44,5	64,2	4
		02/00 -	R		<b>142.308</b>	238,5	10	9	48,1	61	4

### 75/SW

1.8i 16V		02/99 -	F	V	<b>142.303</b> •	284	22	19	38,2	64,2	5
2.0i V6 24V		02/99 -	F	V	<b>142.303</b> •	284	22	19	38,2	64,2	5
2.5i V6 24V		02/99 -	F	V	<b>142.303</b> •	284	22	19	38,2	64,2	5
2.0 CDT TD		02/99 -	F	V	<b>142.303</b> •	284	22	19	38,2	64,2	5
All Models		02/99 -	R		<b>142.304</b>	280	10	8	61,8	64,2	5

### Cityrover

1.4	solid Discs	01/04 -	F		<b>142.307</b> •	262	13	11	44,5	64,2	4
	vented Discs	01/04 -	F	V	<b>142.917</b> •	262	21	19	44,5	64,2	4
		01/04 -	R		<b>142.308</b>	238,5	10	9	48,1	61	4

### Coupe'

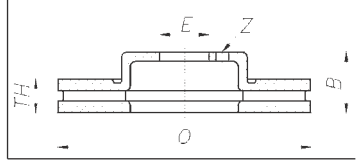
1.6 16V		01/92 - 11/98	F	V	<b>142.332</b> •	262	21	19	47	64,15	4
1.8 16V		01/92 - 11/98	F	V	<b>142.332</b> •	262	21	19	47	64,15	4
2.0 16V		01/92 - 10/96	F	V	<b>142.332</b> •	262	21	19	47	64,15	4
2.0 16V Turbo		01/92 - 10/96	F	V	<b>142.332</b> •	262	21	19	47	64,15	4
All Models		01/92 - 11/98	R		<b>142.308</b>	238,5	10	9	48,1	61	4

### Serie 100

111		09/90 - 10/98	F		<b>142.319</b> •	240	12,7	11,7	43	66	4
114		09/90 - 10/98	F		<b>142.319</b> •	240	12,7	11,7	43	66	4
114 GTI 16V		09/90 - 09/95	F	V	<b>142.324</b> •	240	22	20,5	43	66	4



# ROVER



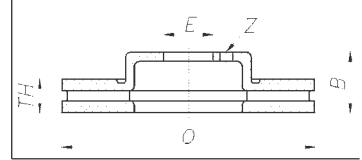
Model	Year	F R	V D	<b>CAR</b>	Ø	TH	min TH	B	E	Z	
114 D	05/92 - 11/94	F		<b>142.319</b> •	240	12,7	11,7	43	66	4	
115 D	12/95 - 10/98	F		<b>142.319</b> •	240	12,7	11,7	43	66	4	
<b>Serie 200 85 - 89</b>											
213	03/85 - 09/89	F		<b>142.322</b> •	231	12	10	44	61	4	
216	03/85 - 09/89	F		<b>142.322</b> •	231	12	10	44	61	4	
216 Vitesse	03/85 - 09/89	F	V	<b>142.915</b> •	231	17	15	44,2	61	4	
<b>Serie 200 90</b>											
200 1.8 16V Vitesse	01/96 - 12/99	F	V	<b>142.917</b> •	262	21	19	44,5	64,2	4	
211	02/98 - 12/99	F		<b>142.307</b> •	262	13	11	44,5	64,2	4	
214	11/96 - 12/99	F		<b>142.307</b> •	262	13	11	44,5	64,2	4	
	with ABS	F	V	<b>142.332</b> •	262	21	19	47	64,15	4	
	without ABS	F		<b>142.331</b> •	238	12,7	10,7	47	61	4	
214 16V	10/89 - 10/96	F	V	<b>142.332</b> •	262	21	19	47	64,15	4	
214 16V Cabriolet	01/92 - 10/96	F		<b>142.331</b> •	238	12,7	10,7	47	61	4	
	with ABS	F	V	<b>142.332</b> •	262	21	19	47	64,15	4	
214 16V Si	11/95 - 12/99	F	V	<b>142.917</b> •	262	21	19	44,5	64,2	4	
216 16V	10/89 - 10/95	F	V	<b>142.332</b> •	262	21	19	47	64,15	4	
	RF	F	V	<b>142.917</b> •	262	21	19	44,5	64,2	4	
216 16V Cabriolet	01/92 - 12/99	F	V	<b>142.332</b> •	262	21	19	47	64,15	4	
220 16V	01/91 - 10/96	F	V	<b>142.332</b> •	262	21	19	47	64,15	4	
220 16V Turbo	01/92 - 10/96	F	V	<b>142.332</b> •	262	21	19	47	64,15	4	
218 D	01/93 - 10/96	F	V	<b>142.332</b> •	262	21	19	47	64,15	4	
218 TD	01/91 - 10/96	F	V	<b>142.332</b> •	262	21	19	47	64,15	4	
220 SD Turbo Diesel	63 Kw	11/95 - 12/99	F		<b>142.307</b> •	262	13	11	44,5	64,2	4
220 SDI Turbo Diesel	with ABS	01/96 - 12/99	F	V	<b>142.917</b> •	262	21	19	44,5	64,2	4
	without ABS	01/96 - 12/99	F		<b>142.307</b> •	262	13	11	44,5	64,2	4
All Models	10/89 - 12/99	R		<b>142.308</b>	238,5	10	9	48,1	61	4	
<b>Serie 400</b>											
414 16V	with ABS	01/90 - 10/96	F	V	<b>142.332</b> •	262	21	19	47	64,15	4
	with ABS	11/96 - 12/99	F	V	<b>142.917</b> •	262	21	19	44,5	64,2	4
	without ABS	01/90 - 10/96	F		<b>142.331</b> •	238	12,7	10,7	47	61	4
	without ABS	11/96 - 12/99	F		<b>142.307</b> •	262	13	11	44,5	64,2	4
416 16V		01/90 - 10/96	F	V	<b>142.332</b> •	262	21	19	47	64,15	4
		11/96 - 12/99	F	V	<b>142.917</b> •	262	21	19	44,5	64,2	4
416 16V Tourer		05/94 - 12/99	F	V	<b>142.332</b> •	262	21	19	47	64,15	4
420 16V		01/91 - 10/96	F	V	<b>142.332</b> •	262	21	19	47	64,15	4
		11/96 - 12/99	F	V	<b>142.917</b> •	262	21	19	44,5	64,2	4
420 16V Tourer		05/94 - 10/96	F	V	<b>142.332</b> •	262	21	19	47	64,15	4
420 16V Turbo		01/92 - 10/96	F	V	<b>142.332</b> •	262	21	19	47	64,15	4
418 D		02/93 - 10/96	F	V	<b>142.332</b> •	262	21	19	47	64,15	4
418 TD	with ABS	01/91 - 10/96	F	V	<b>142.332</b> •	262	21	19	47	64,15	4
418 TD Tourer		05/94 - 12/99	F	V	<b>142.332</b> •	262	21	19	47	64,15	4
420 TD	with ABS	01/95 - 12/99	F	V	<b>142.917</b> •	262	21	19	44,5	64,2	4
	without ABS	01/95 - 12/99	F		<b>142.307</b> •	262	13	11	44,5	64,2	4
All Models	01/90 - 12/99	R		<b>142.308</b>	238,5	10	9	48,1	61	4	
<b>Serie 600</b>											
618 16V		01/95 - 10/99	F	V	<b>142.311</b> •	260	23	21	34	92	4
620 16V	85 Kw 14" wheels	01/93 - 10/99	F	V	<b>142.311</b> •	260	23	21	34	92	4
	96 Kw	01/93 - 10/99	F	V	<b>142.312</b>	282	23	21	34	92	4
620 16V Turbo		01/94 - 10/99	F	V	<b>142.312</b>	282	23	21	34	92	4
623 16V		01/93 - 10/99	F	V	<b>142.312</b>	282	23	21	34	92	4
620 TD		01/95 - 10/99	F	V	<b>142.311</b> •	260	23	21	34	92	4
All Models	01/93 - 10/99	R		<b>142.306</b>	260	10	8	48,7	64,1	4	
<b>Serie 800</b>											
820		10/86 - 02/92	F	V	<b>142.313</b> •	262	21	19	51,2	64,2	4
820 16V		10/86 - 12/99	F	V	<b>142.313</b> •	262	21	19	51,2	64,2	4
820 16V Turbo		03/92 - 12/99	F	V	<b>142.314</b> •	285	21	19	51,2	64,2	4
825 V6		10/86 - 02/92	F	V	<b>142.314</b> •	285	21	19	51,2	64,2	4
827 V6		10/88 - 12/99	F	V	<b>142.314</b> •	285	21	19	51,2	64,2	4
827 V6 24V		03/92 - 12/99	F	V	<b>142.314</b> •	285	21	19	51,2	64,2	4
825 TD		10/86 - 12/99	F	V	<b>142.313</b> •	262	21	19	51,2	64,2	4
All Models	10/86 - 12/99	R		<b>142.305</b>	260	10	8	43,1	64,1	4	



www.intercar.org  
 142 -> HPD for high performance discs  
 142 -> HPD per dischi freno ad alte prestazioni



# ROVER



Model	Year	F R	V D	CAR	Ø	TH	min TH	B	E	Z
-------	------	--------	--------	-----	---	----	-----------	---	---	---

## ROVER Light commercial

### Maestro

Van	01/84 - 12/93	F		<b>142.323</b> •	240	12,7	11,4	32,5	68	4
-----	---------------	---	--	------------------	-----	------	------	------	----	---

### Metro

Van	02/82 - 09/84	F		<b>142.316</b>	213,5	9,5	8,6	66,2	55,5	4
	10/84 - 05/90	F	V	<b>142.320</b>	213,5	20,5	19	70	55,5	4

## ROVER AUSTIN

### Allegro

1.1	05/73 - 12/82	F		<b>142.318</b>	246	9,5	8,6	57	55,6	4
1.3	05/73 - 12/82	F		<b>142.318</b>	246	9,5	8,6	57	55,6	4
1.5	05/73 - 12/82	F		<b>142.318</b>	246	9,5	8,6	57	55,6	4
1.75	05/73 - 12/82	F		<b>142.318</b>	246	9,5	8,6	57	55,6	4

### Maestro

1.3	03/86 - 12/93	F		<b>142.319</b> •	240	12,7	11,7	43	66	4
1.6	03/86 - 12/93	F		<b>142.319</b> •	240	12,7	11,7	43	66	4
2.0 TD	02/91 - 12/93	F	V	<b>142.324</b> •	240	22	20,5	43	66	4

### Metro

1.0	Ch -679321	10/80 - 09/84	F		<b>142.316</b>	213,5	9,5	8,6	66,2	55,5	4
	Ch 679322-	10/84 - 05/90	F	V	<b>142.320</b>	213,5	20,5	19	70	55,5	4
1.1	K series	06/90 - 12/93	F		<b>142.319</b> •	240	12,7	11,7	43	66	4
1.3	Ch -679321	10/80 - 09/84	F		<b>142.316</b>	213,5	9,5	8,6	66,2	55,5	4
	Ch 679322-	10/84 - 05/90	F	V	<b>142.320</b>	213,5	20,5	19	70	55,5	4
1.4	K series	06/90 - 12/93	F		<b>142.319</b> •	240	12,7	11,7	43	66	4

### Mini

1.0	02/84 - 10/92	F		<b>142.315</b>	213,5	9,5	8,6	61,1	55,5	4
1.3	11/92 - 08/97	F		<b>142.315</b>	213,5	9,5	8,6	61,1	55,5	4
1.3i	11/92 - 08/97	F		<b>142.315</b>	213,5	9,5	8,6	61,1	55,5	4
Clubman	02/74 - 09/80	F		<b>142.315</b>	213,5	9,5	8,6	61,1	55,5	4
Cooper 1.3i	01/90 - 08/97	F		<b>142.315</b>	213,5	9,5	8,6	61,1	55,5	4
All Models	02/64 - 01/84	F		<b>142.315</b>	213,5	9,5	8,6	61,1	55,5	4

### Montego

1.3	01/83 - 12/93	F		<b>142.319</b> •	240	12,7	11,7	43	66	4
1.6	01/83 - 12/93	F		<b>142.319</b> •	240	12,7	11,7	43	66	4
2.0i	01/84 - 08/95	F	V	<b>142.324</b> •	240	22	20,5	43	66	4
2.0i Efi	01/84 - 12/93	F	V	<b>142.324</b> •	240	22	20,5	43	66	4
2.0i Turbo	01/84 - 12/93	F	V	<b>142.324</b> •	240	22	20,5	43	66	4
2.0 D	01/83 - 12/93	F		<b>142.319</b> •	240	12,7	11,7	43	66	4
2.0 TD	01/88 - 08/95	F	V	<b>142.324</b> •	240	22	20,5	43	66	4

## ROVER MG

### Maestro

2.0 Efi	01/84 - 12/93	F	V	<b>142.324</b> •	240	22	20,5	43	66	4
2.0 Turbo	01/84 - 12/93	F	V	<b>142.324</b> •	240	22	20,5	43	66	4

### Metro

1.0	10/80 - 09/84	F		<b>142.316</b>	213,5	9,5	8,6	66,2	55,5	4
	10/84 - 05/90	F	V	<b>142.320</b>	213,5	20,5	19	70	55,5	4
1.0 Turbo	10/84 - 05/90	F	V	<b>142.320</b>	213,5	20,5	19	70	55,5	4
1.1	06/90 - 12/93	F		<b>142.319</b> •	240	12,7	11,7	43	66	4
1.3	10/80 - 09/84	F		<b>142.316</b>	213,5	9,5	8,6	66,2	55,5	4
	10/84 - 05/90	F	V	<b>142.320</b>	213,5	20,5	19	70	55,5	4
1.3 Turbo	10/84 - 05/90	F	V	<b>142.320</b>	213,5	20,5	19	70	55,5	4
1.4	06/90 - 12/93	F		<b>142.319</b> •	240	12,7	11,7	43	66	4

### MGF

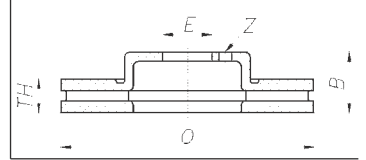
1.8i 16V	05/95 -	F	V	<b>142.324</b> •	240	22	20,5	43	66	4
	05/95 -	R		<b>142.294</b>	240	10,2	8	43	66	4

### Montego

2.0i	01/84 - 12/93	F	V	<b>142.324</b> •	240	22	20,5	43	66	4
2.0i Efi	01/84 - 12/93	F	V	<b>142.324</b> •	240	22	20,5	43	66	4
2.0i Turbo	01/84 - 12/93	F	V	<b>142.324</b> •	240	22	20,5	43	66	4



ROVER



Model	Year	F R	V D	CAR	Ø	TH	min TH	B	E	Z
<b>TF</b>										
115	03/02 -	F	V	<b>142.324</b> •	240	22	20,5	43	66	4
120	03/02 -	F	V	<b>142.324</b> •	240	22	20,5	43	66	4
135	03/02 -	F	V	<b>142.324</b> •	240	22	20,5	43	66	4
160	03/02 -	F	V	<b>142.1486</b>	304	24	22	38,5	57,9	4
All Models	03/02 -	R		<b>142.294</b>	240	10,2	8	43	66	4
<b>ZR</b>										
105	01/01 -	F		<b>142.307</b> •	262	13	11	44,5	64,2	4
	01/01 -	F	V	<b>142.917</b> •	262	21	19	44,5	64,2	4
120	01/01 -	F	V	<b>142.917</b> •	262	21	19	44,5	64,2	4
160	01/01 -	F	V	<b>142.1109</b>	282	25	23	44,7	64	4
2.0 TD	01/01 -	F	V	<b>142.917</b> •	262	21	19	44,5	64,2	4
All Models	01/01 -	R		<b>142.1110</b>	260	10	8	48,7	61	4
<b>ZS</b>										
180	07/01 -	F	V	<b>142.1109</b>	282	25	23	44,7	64	4
All Models	07/01 -	R		<b>142.1110</b>	260	10	8	48,7	61	4
<b>ZT/SW</b>										
160	06/01 -	F	V	<b>142.303</b> •	284	22	19	38,2	64,2	5
190	06/01 -	F	V	<b>142.303</b> •	284	22	19	38,2	64,2	5
220	06/01 -	F	V	<b>142.303</b> •	284	22	19	38,2	64,2	5
CDTI	06/01 -	F	V	<b>142.303</b> •	284	22	19	38,2	64,2	5
All Models	06/01 -	R		<b>142.304</b>	280	10	8	61,8	64,2	5
<b>ROVER WOLSELEY</b>										
<b>18/85</b>										
MK I-II	05/67 - 10/72	F		<b>142.318</b>	246	9,5	8,6	57	55,6	4
<b>SAAB</b>										
<b>90</b>										
2.0	08/84 - 07/87	F		<b>142.575</b> •	280	12,7	11,7	65,4	86,1	4
	08/84 - 07/87	R		<b>142.588</b>	269	10,5	9,5	66	86,1	4
<b>900 79 - 93</b>										
2.0	10/78 - 10/80	F		<b>142.589</b>	280	12,7	11,7	47,5	86,1	4
	11/80 - 03/89	F		<b>142.575</b> •	280	12,7	11,7	65,4	86,1	4
2.0 16V	04/89 - 09/93	F	V	<b>142.580</b> •	280	23,4	21,5	43,5	68	4
2.0i Turbo	01/84 - 09/87	F		<b>142.575</b> •	280	12,7	11,7	65,4	86,1	4
	10/78 - 10/80	F		<b>142.589</b>	280	12,7	11,7	47,5	86,1	4
	10/87 - 05/89	F	V	<b>142.580</b> •	280	23,4	21,5	43,5	68	4
	11/80 - 09/84	F		<b>142.575</b> •	280	12,7	11,7	65,4	86,1	4
2.0i Turbo 16V	01/84 - 07/87	F	V	<b>142.581</b> •	280	20	18,9	70,5	86,1	4
	08/87 - 09/93	F	V	<b>142.580</b> •	280	23,4	21,5	43,5	68	4
2.1i 16V	02/90 - 09/93	F	V	<b>142.580</b> •	280	23,4	21,5	43,5	68	4
All Models	08/87 - 09/93	R		<b>142.582</b> •	258	9	7,5	43,3	68,1	4
	10/78 - 07/87	R		<b>142.588</b>	269	10,5	9,5	66	86,1	4
<b>900 94</b>										
All Models	10/93 - 10/96	F	V	<b>142.513</b> •	284	24	21	41	70	5
	11/96 - 04/98	F	V	<b>142.492</b>	288	25	22	42	70	5
	10/93 - 04/98	R		<b>142.487</b>	260	10	8	69,2	65,5	5
<b>9000</b>										
2.0i 16V	01/85 - 12/86	F	V	<b>142.583</b> •	280	22,4	20,5	43,5	68	4
	01/87 - 08/89	F	V	<b>142.580</b> •	280	23,4	21,5	43,5	68	4
	09/89 - 12/97	F	V	<b>142.584</b> •	280	25	23	43,6	68,1	4
2.0i 16V Turbo	01/85 - 12/86	F	V	<b>142.583</b> •	280	22,4	20,5	43,5	68	4
	01/87 - 08/89	F	V	<b>142.580</b> •	280	23,4	21,5	43,5	68	4
	09/89 - 12/97	F	V	<b>142.584</b> •	280	25	23	43,6	68,1	4
2.3 16V	09/89 - 12/97	F	V	<b>142.584</b> •	280	25	23	43,6	68,1	4
2.3 16V Turbo	09/89 - 12/97	F	V	<b>142.584</b> •	280	25	23	43,6	68,1	4
3.0 V6	09/94 - 12/97	F	V	<b>142.584</b> •	280	25	23	43,6	68,1	4
All Models	09/89 - 12/97	R		<b>142.582</b> •	258	9	7,5	43,3	68,1	4
<b>9-3 (YS3D) 98 - 03</b>										
2.0i 16V	02/98 - 08/03	F	V	<b>142.492</b>	288	25	22	42	70	5
2.0i 16V Cabriolet	02/98 - 08/03	F	V	<b>142.492</b>	288	25	22	42	70	5



www.intercar.org

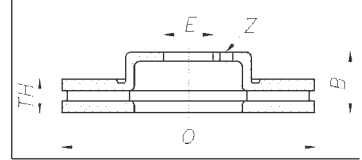
142 -&gt; HPD for high performance discs

142 -&gt; HPD per dischi freno ad alte prestazioni





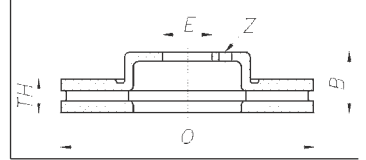
# SAAB



Model	Year	F R	V D	<b>CAR</b>	Ø	TH	min TH	B	E	Z	
2.0i 16V T	113/136/147 Kw	02/98 - 08/03	F	V	<b>142.492</b>	288	25	22	42	70	5
2.0i 16V T Cabriolet		02/98 - 08/03	F	V	<b>142.492</b>	288	25	22	42	70	5
2.2 16V TDI		02/98 - 08/03	F	V	<b>142.492</b>	288	25	22	42	70	5
All Models		02/98 - 08/03	R		<b>142.489</b>	286	10	8	69,3	65,8	5
<b>9-3 (YS3F) 02</b>											
1.8i T		01/04 -	F	V	<b>142.031</b>	285	25	22	42	70	5
2.0i T		09/02 -	F	V	<b>142.031</b>	285	25	22	42	70	5
2.0i T Cabriolet		09/02 -	F	V	<b>142.031</b>	285	25	22	42	70	5
1.9 TID		09/04 -	F	V	<b>142.031</b>	285	25	22	42	70	5
2.2 TID		09/02 -	F	V	<b>142.031</b>	285	25	22	42	70	5
All Models	17" wheels	09/02 -	F	V	<b>142.1677</b>	345	29,9	27,5	45,25	70	5
	Ch Sport	04/02 -	F	V	<b>142.032</b>	302	28	25	45	70	5
	with 314 mm Discs	09/02 -	F	V	<b>142.1213</b>	314	28	25	45	70	5
	solid Discs	09/02 -	R		<b>142.034</b>	278	12	10	41,5	65,5	5
	vented Discs	09/02 -	R	V	<b>142.033</b>	292	20	18	41,5	65,5	5
<b>9-5/SW (YS3E) 97 - 10</b>											
2.0i 16V Turbo	110/140 Kw	08/97 - 03/02	F	V	<b>142.492</b>	288	25	22	42	70	5
2.3i 16V Turbo		08/97 - 03/02	F	V	<b>142.492</b>	288	25	22	42	70	5
		01/06 -	R		<b>142.489</b>	286	10	8	69,3	65,8	5
3.0i V6 24V		08/97 - 03/02	F	V	<b>142.492</b>	288	25	22	42	70	5
1.9 TID		01/06 -	R		<b>142.489</b>	286	10	8	69,3	65,8	5
All Models		04/02 -	F	V	<b>142.030</b>	308	25	22	42	70	5
	Ch -X3025751	08/97 -	R		<b>142.489</b>	286	10	8	69,3	65,8	5
	Ch X3025752-		R		<b>142.936</b>	286	10	8	69	65,5	5
	vented Discs	08/97 -	R	V	<b>142.1279</b>	300	20	18	69,1	65,5	5
<b>9-5/SW (YS3G) 10</b>											
2.0 T		05/10 -	F	V	<b>142.1510</b>	296	30	27	51	67,4	5
2.0 T BioPower		05/10 -	F	V	<b>142.1510</b>	296	30	27	51	67,4	5
2.0 T XWD		05/10 -	F	V	<b>142.1510</b>	296	30	27	51	67,4	5
2.8 T V6 XWD		05/10 -	F	V	<b>142.1510</b>	296	30	27	51	67,4	5
2.0 TID		05/10 -	F	V	<b>142.1510</b>	296	30	27	51	67,4	5
2.0 TTID		05/10 -	F	V	<b>142.1510</b>	296	30	27	51	67,4	5
2.0 TTID XWD		05/10 -	F	V	<b>142.1510</b>	296	30	27	51	67,4	5
All Models	17" wheels	05/10 -	F	V	<b>142.1511</b>	321	30	27	51	67,4	5
	with 337 mm Discs	05/10 -	F	V	<b>142.1512</b>	337	30	27	51	67,4	5
	16" wheels	05/10 -	R		<b>142.1513</b>	292	12	10,5	48	67,4	5
	17" wheels	05/10 -	R	V	<b>142.1514</b>	315	23	21,5	48	67,4	5
<b>99 69 - 73</b>											
1.7		12/68 - 08/73	F		<b>142.588</b>	269	10,5	9,5	66	86,1	4
1.9		12/68 - 08/73	F		<b>142.588</b>	269	10,5	9,5	66	86,1	4
2.0		12/68 - 08/73	F		<b>142.588</b>	269	10,5	9,5	66	86,1	4
All Models		12/68 - 08/73	R		<b>142.588</b>	269	10,5	9,5	66	86,1	4
<b>99 74 - 87</b>											
1.9	Ch -C06010841	09/73 - 12/82	F		<b>142.589</b>	280	12,7	11,7	47,5	86,1	4
2.0	Ch -C06010841	09/73 - 12/82	F		<b>142.589</b>	280	12,7	11,7	47,5	86,1	4
	Ch C06010842-	01/83 - 09/87	F		<b>142.575</b> •	280	12,7	11,7	65,4	86,1	4
2.0 Turbo	Ch -C06010841	03/76 - 08/82	F		<b>142.589</b>	280	12,7	11,7	47,5	86,1	4
	Ch C06010842-	09/82 - 09/87	F		<b>142.575</b> •	280	12,7	11,7	65,4	86,1	4
All Models		09/73 - 09/87	R		<b>142.588</b>	269	10,5	9,5	66	86,1	4
<b>SAAB Mpv - Suv - Off road</b>											
<b>9-3X</b>											
2.0 T		02/09 -	F	V	<b>142.031</b>	285	25	22	42	70	5
2.0 T BioPower		02/09 -	F	V	<b>142.031</b>	285	25	22	42	70	5
1.9 TTID		02/09 -	F	V	<b>142.031</b>	285	25	22	42	70	5
All Models	17" wheels	02/09 -	F	V	<b>142.1677</b>	345	29,9	27,5	45,25	70	5
	with 302 mm Discs	02/09 -	F	V	<b>142.032</b>	302	28	25	45	70	5
	with 314 mm Discs	02/09 -	F	V	<b>142.1213</b>	314	28	25	45	70	5
	solid Discs	02/09 -	R		<b>142.034</b>	278	12	10	41,5	65,5	5
	vented Discs	02/09 -	R	V	<b>142.033</b>	292	20	18	41,5	65,5	5
<b>9-7X</b>											
4.2 L6		12/05 -	F	V	<b>142.1317</b>	305	29	27,5	54,6	79	6



SAAB



Model	Year	F R	V D	<b>CAR</b>	∅	TH	min TH	B	E	Z
5.3 V8	12/05 -	<b>F</b>	V	<b>142.1318</b>	326	29	27,5	54,6	79	6
All Models	12/05 -	<b>R</b>	V	<b>142.1319</b>	325	20	18,5	85,5	78,5	6

## SAF Trailer

### Trailer

SK	19,5" wheels		V	<b>150.460</b>	377	45	42	157,5	169	8
SKRB 9019/9022			V	<b>150.455</b>	375	45	37	140	131	12
SKRB 9022	22,5" wheels		V	<b>150.470</b>	430	45	37	130	131	12
SKRS 9022	22,5" wheels		V	<b>150.450</b>	430	45	42	160,5	190	10

## SCANIA Industrial vehicle

### 4° Serie

L94-N94-K94		<b>F</b>	V	<b>150.480</b>	429,5	45	37	131	208	10
		<b>R</b>	V	<b>150.480</b>	429,5	45	37	131	208	10

## SCANIA Bus

### OmniCity

CN 94		<b>F</b>	V	<b>150.480</b>	429,5	45	37	131	208	10
-------	--	----------	---	----------------	-------	----	----	-----	-----	----

## SEAT

### 124

All Models	01/67 - 12/76	<b>F</b>		<b>142.161 •</b>	227	10,8	9	45,8	61,5	4
------------	---------------	----------	--	------------------	-----	------	---	------	------	---

### 127

All Models	01/72 - 12/83	<b>F</b>		<b>142.161 •</b>	227	10,8	9	45,8	61,5	4
------------	---------------	----------	--	------------------	-----	------	---	------	------	---

### 128

All Models	01/78 - 09/81	<b>F</b>		<b>142.161 •</b>	227	10,8	9	45,8	61,5	4
------------	---------------	----------	--	------------------	-----	------	---	------	------	---

### 131

All Models	01/75 - 12/85	<b>F</b>		<b>142.161 •</b>	227	10,8	9	45,8	61,5	4
------------	---------------	----------	--	------------------	-----	------	---	------	------	---

### 132

All Models	01/73 - 12/81	<b>F</b>		<b>142.161 •</b>	227	10,8	9	45,8	61,5	4
------------	---------------	----------	--	------------------	-----	------	---	------	------	---

### 850

850 E Special	01/73 - 12/77	<b>F</b>		<b>142.161 •</b>	227	10,8	9	45,8	61,5	4
---------------	---------------	----------	--	------------------	-----	------	---	------	------	---

### Alhambra

1.8 Turbo		03/96 - 03/00	<b>F</b>	V	<b>142.239</b>	288	25,1	21	55,4	68,2	5
		04/00 -	<b>F</b>	V	<b>142.286</b>	300	26	22	56,2	68,2	5
		03/96 -	<b>R</b>		<b>142.240</b>	268	10	8	45,8	68,2	5
1.8 Turbo 20V	Ch -1500000	04/00 -	<b>F</b>	V	<b>142.286</b>	300	26	22	56,2	68,2	5
	Ch 1500001-	04/00 -	<b>F</b>	V	<b>142.292</b>	313	26	22	56,2	68	5
	Ch -1500000	04/00 -	<b>R</b>		<b>142.240</b>	268	10	8	45,8	68,2	5
	Ch 1500001-	06/00 -	<b>R</b>		<b>142.283</b>	294	13,5	11,5	41,2	68,2	5
2.0i		03/96 - 03/00	<b>F</b>	V	<b>142.239</b>	288	25,1	21	55,4	68,2	5
		04/00 -	<b>F</b>	V	<b>142.286</b>	300	26	22	56,2	68,2	5
		03/96 -	<b>R</b>		<b>142.240</b>	268	10	8	45,8	68,2	5
2.8 V6 24V		02/01 -	<b>F</b>	V	<b>142.286</b>	300	26	22	56,2	68,2	5
		02/01 -	<b>R</b>		<b>142.283</b>	294	13,5	11,5	41,2	68,2	5
2.8 V6 TT4		04/00 -	<b>F</b>	V	<b>142.292</b>	313	26	22	56,2	68	5
2.8 VR6 24V		04/00 -	<b>F</b>	V	<b>142.292</b>	313	26	22	56,2	68	5
2.8 VR6 24V 4-motion		04/00 -	<b>F</b>	V	<b>142.292</b>	313	26	22	56,2	68	5
1.9 TDI		03/96 -	<b>F</b>	V	<b>142.239</b>	288	25,1	21	55,4	68,2	5
		04/00 -	<b>F</b>	V	<b>142.286</b>	300	26	22	56,2	68,2	5
	optional	04/00 -	<b>F</b>	V	<b>142.292</b>	313	26	22	56,2	68	5
		03/96 -	<b>R</b>		<b>142.240</b>	268	10	8	45,8	68,2	5
	96 Kw	04/00 -	<b>R</b>		<b>142.283</b>	294	13,5	11,5	41,2	68,2	5
1.9 TDI 4-motion		04/00 -	<b>F</b>	V	<b>142.292</b>	313	26	22	56,2	68	5
		04/00 -	<b>R</b>		<b>142.283</b>	294	13,5	11,5	41,2	68,2	5

### Alhambra (710)

All Models	Type 1LJ	06/10 -	<b>F</b>	V	<b>142.1023</b>	312	25	22	50	65	5
	Type 1LW	06/10 -	<b>F</b>	V	<b>142.1727</b>	314	30	27	49,6	65	5
		06/10 -	<b>R</b>		<b>142.1024</b>	282	12	10	48,5	65	5

### Altea

1.6		06/04 -	<b>F</b>	V	<b>142.1019</b>	280	22	19	50	65	5
2.0 16V FSI		06/04 -	<b>F</b>	V	<b>142.1021</b>	288	25	22	50	65	5



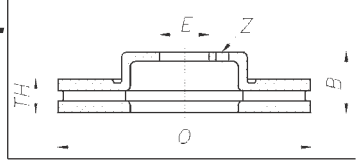
www.intercar.org

142 -&gt; HPD for high performance discs

142 -&gt; HPD per dischi freno ad alte prestazioni



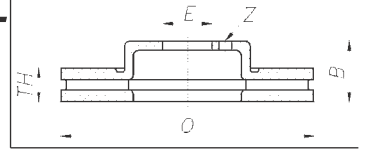
# SEAT



Model	Year	F R	V D	<b>CAR</b>	Ø	TH	min TH	B	E	Z
1.9 TDI	06/04 -	F	V	<b>142.1021</b>	288	25	22	50	65	5
2.0 TDI	06/04 -	F	V	<b>142.1021</b>	288	25	22	50	65	5
All Models	06/04 -	F	V	<b>142.1023</b>	312	25	22	50	65	5
	06/04 -	R		<b>142.1022</b>	253	10	8	51,5	65	5
<b>Altea XL</b>										
1.6	06/04 -	F	V	<b>142.1019</b>	280	22	19	50	65	5
2.0 16V FSI	06/04 -	F	V	<b>142.1021</b>	288	25	22	50	65	5
1.9 TDI	06/04 -	F	V	<b>142.1021</b>	288	25	22	50	65	5
2.0 TDI	06/04 -	F	V	<b>142.1021</b>	288	25	22	50	65	5
All Models	06/04 -	F	V	<b>142.1023</b>	312	25	22	50	65	5
	06/04 -	R		<b>142.1022</b>	253	10	8	51,5	65	5
<b>Arosa</b>										
1.0i	11/97 -	F		<b>142.744</b> •	239	10	8	34,5	65	4
1.4i	05/97 -	F	V	<b>142.742</b> •	239	18	16	34,5	65	4
1.7 SDI	11/97 -	F	V	<b>142.742</b> •	239	18	16	34,5	65	4
<b>Cordoba I</b>										
1.0i	05/97 - 08/99	F		<b>142.744</b> •	239	10	8	34,5	65	4
1.4i	11/93 - 08/99	F		<b>142.705</b> •	239	10	8	38,9	65	4
1.6i	11/93 - 08/99	F		<b>142.710</b> •	239	12	10	35,4	65	4
	03/96 - 08/99	F	V	<b>142.703</b> •	256	20	18	38,8	65	4
1.8i	07/96 - 08/99	F		<b>142.710</b> •	239	12	10	35,4	65	4
	11/93 -	F		<b>142.710</b> •	239	12	10	35,4	65	4
	- 06/96	F	V	<b>142.715</b> •	239	20	18	39	65	4
1.8i 16V	02/94 - 06/97	F	V	<b>142.703</b> •	256	20	18	38,8	65	4
	02/94 - 06/97	R		<b>142.724</b> •	226	10	8	71,2	39,9	4
2.0i	11/93 - 08/99	F	V	<b>142.703</b> •	256	20	18	38,8	65	4
	11/93 - 08/99	R		<b>142.724</b> •	226	10	8	71,2	39,9	4
1.9 D	07/96 - 08/99	F		<b>142.710</b> •	239	12	10	35,4	65	4
	11/93 -	F		<b>142.710</b> •	239	12	10	35,4	65	4
	- 06/96	F	V	<b>142.715</b> •	239	20	18	39	65	4
1.9 SDI	07/96 - 08/99	F		<b>142.710</b> •	239	12	10	35,4	65	4
1.9 TD	07/96 - 08/99	F		<b>142.710</b> •	239	12	10	35,4	65	4
	11/93 -	F		<b>142.710</b> •	239	12	10	35,4	65	4
	- 06/96	F	V	<b>142.715</b> •	239	20	18	39	65	4
1.9 TDI	07/96 - 08/99	F		<b>142.710</b> •	239	12	10	35,4	65	4
	02/97 - 08/99	F	V	<b>142.703</b> •	256	20	18	38,8	65	4
	02/97 - 08/99	R		<b>142.724</b> •	226	10	8	71,2	39,9	4
<b>Cordoba II</b>										
1.4i	09/99 -	F	V	<b>142.715</b> •	239	20	18	39	65	4
1.4i 16V	05/00 -	F	V	<b>142.715</b> •	239	20	18	39	65	4
1.6i	09/99 -	F	V	<b>142.715</b> •	239	20	18	39	65	4
	09/99 -	F	V	<b>142.715</b> •	239	20	18	39	65	4
	09/99 -	F	V	<b>142.703</b> •	256	20	18	38,8	65	4
1.8i 20V Turbo Cupra	05/00 -	F	V	<b>142.741</b> •	280	22	20	39,5	65	4
1.9 SDI	09/99 -	F	V	<b>142.715</b> •	239	20	18	39	65	4
1.9 TDI	09/99 -	F	V	<b>142.715</b> •	239	20	18	39	65	4
	09/99 -	F	V	<b>142.703</b> •	256	20	18	38,8	65	4
	09/99 -	F	V	<b>142.703</b> •	256	20	18	38,8	65	4
	09/99 -	F	V	<b>142.741</b> •	280	22	20	39,5	65	4
All Models	03/99 -	R		<b>142.756</b> •	232	9	7	39,5	65	4
<b>Cordoba III</b>										
1.4i 16V	11/02 -	F	V	<b>142.746</b> •	256	22	19	36,7	65	5
1.4 TDI	11/02 -	F	V	<b>142.746</b> •	256	22	19	36,7	65	5
1.9 SDI	11/02 -	F	V	<b>142.746</b> •	256	22	19	36,7	65	5
1.9 TDI	11/02 -	F	V	<b>142.746</b> •	256	22	19	36,7	65	5
All Models	11/02 -	R		<b>142.749</b> •	230	9	7	40,6	65	5
<b>Cordoba SX</b>										
1.6i	07/96 - 08/99	F		<b>142.710</b> •	239	12	10	35,4	65	4
2.0i 16V	07/96 - 08/99	F	V	<b>142.703</b> •	256	20	18	38,8	65	4
	07/96 - 08/99	R		<b>142.724</b> •	226	10	8	71,2	39,9	4
1.9 TDI	07/96 - 08/99	F		<b>142.710</b> •	239	12	10	35,4	65	4
	02/97 - 08/99	F	V	<b>142.703</b> •	256	20	18	38,8	65	4



# SEAT



Model	Year	F R	V D	CAR	Ø	TH	min TH	B	E	Z
81 Kw LUCAS/GIRLING system	02/97 - 08/99	R		<b>142.724</b> •	226	10	8	71,2	39,9	4
<b>Cordoba Vario I</b>										
1.4i	02/97 - 08/99	F		<b>142.705</b> •	239	10	8	38,9	65	4
1.6i	02/97 - 08/99	F		<b>142.710</b> •	239	12	10	35,4	65	4
1.9 SDI	02/97 - 08/99	F		<b>142.710</b> •	239	12	10	35,4	65	4
1.9 TDI 66 Kw	02/97 - 08/99	F		<b>142.710</b> •	239	12	10	35,4	65	4
<b>Cordoba Vario II</b>										
1.4i	09/99 -	F	V	<b>142.715</b> •	239	20	18	39	65	4
1.4i 16V	09/99 -	F	V	<b>142.715</b> •	239	20	18	39	65	4
1.6i 55 Kw	09/99 -	F	V	<b>142.715</b> •	239	20	18	39	65	4
1.6i 74 Kw	09/99 -	F	V	<b>142.703</b> •	256	20	18	38,8	65	4
1.9 SDI	09/99 -	F	V	<b>142.715</b> •	239	20	18	39	65	4
1.9 TDI 66 Kw	09/99 -	F	V	<b>142.715</b> •	239	20	18	39	65	4
66 Kw LUCAS/GIRLING system	09/99 -	F	V	<b>142.703</b> •	256	20	18	38,8	65	4
81 Kw	09/99 -	F	V	<b>142.703</b> •	256	20	18	38,8	65	4
<b>Exeo</b>										
All Models Type 1LA	04/09 -	F	V	<b>142.1132</b>	320	30	28	46	68	5
Type 1LB	04/09 -	F	V	<b>142.718</b>	288	25	23	46,5	68	5
Type 1LT	04/09 -	F	V	<b>142.078</b>	312	25	23	46,5	68	5
Type 1LZ	04/09 -	F	V	<b>142.751</b> •	280	22	20	46,3	68	5
Type 1KD	04/09 -	R		<b>142.281</b>	245	10	8	40	68	5
Type 1KP	04/09 -	R		<b>142.287</b>	255	12	10	40	68	5
Type 1KW	04/09 -	R		<b>142.1134</b>	288	12	10	36	68	5
<b>Fura</b>										
0.9	02/84 - 06/86	F		<b>142.161</b> •	227	10,8	9	45,8	61,5	4
	02/84 - 06/86	R	D	<b>433.061</b>	185,4	35,7		53,1	59	4
<b>Ibiza I 85 - 93</b>										
0.9	11/86 - 01/93	F		<b>142.161</b> •	227	10,8	9	45,8	61,5	4
1.2	05/85 - 01/93	F		<b>142.161</b> •	227	10,8	9	45,8	61,5	4
1.5 63 Kw	05/85 - 01/93	F		<b>142.161</b> •	227	10,8	9	45,8	61,5	4
1.5i SXI 66 Kw	04/88 - 01/93	F	V	<b>142.586</b> •	251	20	18	46	62	4
1.7i	01/92 - 01/93	F	V	<b>142.586</b> •	251	20	18	46	62	4
1.7 D	05/85 - 01/93	F		<b>142.161</b> •	227	10,8	9	45,8	61,5	4
All Models	05/85 - 01/93	R	D	<b>433.061</b>	185,4	35,7		53,1	59	4
<b>Ibiza II 93 - 99</b>										
1.0i	02/93 - 08/99	F		<b>142.705</b> •	239	10	8	38,9	65	4
1.3i	02/93 - 10/94	F		<b>142.705</b> •	239	10	8	38,9	65	4
1.4i	11/94 - 08/99	F		<b>142.705</b> •	239	10	8	38,9	65	4
1.6i 55 Kw	09/93 - 08/99	F		<b>142.710</b> •	239	12	10	35,4	65	4
1.6i 74 Kw	07/96 - 08/99	F	V	<b>142.703</b> •	256	20	18	38,8	65	4
1.8i	07/96 - 08/99	F		<b>142.710</b> •	239	12	10	35,4	65	4
Ch -6K-ZR003620	09/93 -	F		<b>142.710</b> •	239	12	10	35,4	65	4
Ch 6K-ZR003621-	- 06/96	F	V	<b>142.715</b> •	239	20	18	39	65	4
1.8i 16V	02/94 - 10/98	F	V	<b>142.703</b> •	256	20	18	38,8	65	4
	02/94 - 10/98	R		<b>142.724</b> •	226	10	8	71,2	39,9	4
2.0i	02/93 - 08/99	F	V	<b>142.703</b> •	256	20	18	38,8	65	4
	02/93 - 08/99	R		<b>142.724</b> •	226	10	8	71,2	39,9	4
2.0i 16V GTI	07/96 - 08/99	F	V	<b>142.703</b> •	256	20	18	38,8	65	4
	07/96 - 08/99	R		<b>142.724</b> •	226	10	8	71,2	39,9	4
1.9 D	07/96 - 08/99	F		<b>142.710</b> •	239	12	10	35,4	65	4
Ch -6K-ZR003611	09/93 -	F		<b>142.710</b> •	239	12	10	35,4	65	4
Ch 6K-ZR003612-	- 06/96	F	V	<b>142.715</b> •	239	20	18	39	65	4
1.9 SDI	07/96 - 08/99	F		<b>142.710</b> •	239	12	10	35,4	65	4
1.9 TD 55 Kw	07/96 - 08/99	F		<b>142.710</b> •	239	12	10	35,4	65	4
Ch -6K-ZR003513	09/93 -	F		<b>142.710</b> •	239	12	10	35,4	65	4
Ch 6K-ZR003514-	- 06/96	F	V	<b>142.715</b> •	239	20	18	39	65	4
1.9 TDI 66 Kw	07/96 - 08/99	F		<b>142.710</b> •	239	12	10	35,4	65	4
81 Kw LUCAS/GIRLING system	06/97 - 08/99	F	V	<b>142.703</b> •	256	20	18	38,8	65	4
81 Kw LUCAS/GIRLING system	06/97 - 08/99	R		<b>142.724</b> •	226	10	8	71,2	39,9	4
<b>Ibiza III 99 - 02</b>										
1.0i	09/99 - 01/02	F	V	<b>142.715</b> •	239	20	18	39	65	4
1.4i	09/99 - 01/02	F	V	<b>142.715</b> •	239	20	18	39	65	4



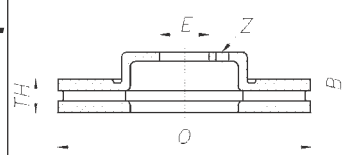
www.intercar.org

142 -> HPD for high performance discs

142 -> HPD per dischi freno ad alte prestazioni



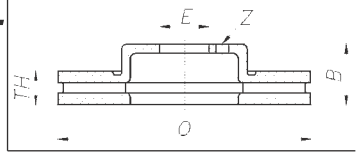
# SEAT



Model	Year	F R	V D	CAR	Ø	TH	min TH	B	E	Z
1.4i 16V	55 Kw	09/99 - 01/02	F V	<b>142.715</b> •	239	20	18	39	65	4
	74 Kw	09/99 - 01/02	F V	<b>142.715</b> •	239	20	18	39	65	4
	74 Kw LUCAS/GIRLING system	09/99 - 01/02	F V	<b>142.703</b> •	256	20	18	38,8	65	4
1.6i	55 Kw	09/99 - 01/02	F V	<b>142.715</b> •	239	20	18	39	65	4
	74 Kw	09/99 - 01/02	F V	<b>142.715</b> •	239	20	18	39	65	4
	74 Kw LUCAS/GIRLING system	09/99 - 01/02	F V	<b>142.703</b> •	256	20	18	38,8	65	4
1.8i 20V Turbo Cupra		09/99 - 01/02	F V	<b>142.741</b> •	280	22	20	39,5	65	4
1.9 SDI		09/99 - 01/02	F V	<b>142.715</b> •	239	20	18	39	65	4
1.9 TDI	66 Kw	09/99 - 01/02	F V	<b>142.715</b> •	239	20	18	39	65	4
	66 Kw LUCAS/GIRLING system	09/99 - 01/02	F V	<b>142.703</b> •	256	20	18	38,8	65	4
	81 Kw with 256 mm Discs	09/99 - 01/02	F V	<b>142.703</b> •	256	20	18	38,8	65	4
	81 Kw with 280 mm Discs	09/99 - 01/02	F V	<b>142.741</b> •	280	22	20	39,5	65	4
All Models	with ABS	09/99 - 01/02	R	<b>142.756</b> •	232	9	7	39,5	65	4
<b>Ibiza IV 02</b>										
1.2 12V		02/02 -	F V	<b>142.746</b> •	256	22	19	36,7	65	5
1.4 16V		02/02 -	F V	<b>142.746</b> •	256	22	19	36,7	65	5
1.8 T 20V		02/02 -	F V	<b>142.746</b> •	256	22	19	36,7	65	5
1.8i T Cupra R		01/04 -	F V	<b>142.722</b>	312	25	23	34,2	65	5
1.4 TDI		02/02 -	F V	<b>142.746</b> •	256	22	19	36,7	65	5
1.9 TDI		02/02 -	F V	<b>142.746</b> •	256	22	19	36,7	65	5
1.9 TDI Cupra R		01/04 -	F V	<b>142.722</b>	312	25	23	34,2	65	5
All Models	with 288 mm Discs	02/02 -	F V	<b>142.748</b>	288	25	22	34,6	65	5
		02/02 -	R	<b>142.749</b> •	230	9	7	40,6	65	5
<b>Ibiza V 08</b>										
1.2		03/08 -	F V	<b>142.746</b> •	256	22	19	36,7	65	5
1.4		03/08 -	F V	<b>142.746</b> •	256	22	19	36,7	65	5
1.4 TDI		07/08 -	F V	<b>142.746</b> •	256	22	19	36,7	65	5
1.9 TDI		07/08 -	F V	<b>142.746</b> •	256	22	19	36,7	65	5
All Models		03/08 -	R	<b>142.749</b> •	230	9	7	40,6	65	5
<b>Leon I</b>										
1.4i 16V		11/99 -	F V	<b>142.746</b> •	256	22	19	36,7	65	5
1.6i 16V		11/99 -	F V	<b>142.746</b> •	256	22	19	36,7	65	5
1.8i 20V		11/99 -	F V	<b>142.747</b> •	280	22	19	36,7	65	5
1.8i 20V Turbo		11/99 -	F V	<b>142.748</b>	288	25	22	34,6	65	5
1.8i T Cupra R	with 288 mm Discs	07/03 -	F V	<b>142.748</b>	288	25	22	34,6	65	5
	with 312 mm Discs	07/03 -	F V	<b>142.722</b>	312	25	23	34,2	65	5
	with 323 mm Discs	07/03 -	F V	<b>142.1235</b>	323	28	26	34,2	65	5
2.8i T Cupra 4		02/01 -	F V	<b>142.722</b>	312	25	23	34,2	65	5
1.9 SDI		11/99 -	F V	<b>142.747</b> •	280	22	19	36,7	65	5
1.9 TDI		11/99 -	F V	<b>142.748</b>	288	25	22	34,6	65	5
1.9 TDI Syncro		05/02 -	F V	<b>142.722</b>	312	25	23	34,2	65	5
All Models		11/99 - 08/05	R	<b>142.749</b> •	230	9	7	40,6	65	5
<b>Leon II</b>										
All Models	with 280 mm Discs	09/05 -	F V	<b>142.1019</b>	280	22	19	50	65	5
	with 288 mm Discs	09/05 -	F V	<b>142.1021</b>	288	25	22	50	65	5
	with 312 mm Discs	09/05 -	F V	<b>142.1023</b>	312	25	22	50	65	5
	with 253 mm Discs	09/05 -	R	<b>142.1022</b>	253	10	8	51,5	65	5
	with 272 mm Discs	09/05 -	R	<b>142.1575</b>	272	9,7	8	48,2	65	5
<b>Malaga</b>										
1.2		09/85 - 12/92	F	<b>142.161</b> •	227	10,8	9	45,8	61,5	4
1.5	63 Kw	09/85 - 12/92	F	<b>142.161</b> •	227	10,8	9	45,8	61,5	4
1.5i	66 Kw	09/85 - 12/92	F	<b>142.162</b> •	251	11	9,5	51	62	4
	74 Kw	09/87 - 12/92	F V	<b>142.586</b> •	251	20	18	46	62	4
1.7 D		09/85 - 12/92	F	<b>142.161</b> •	227	10,8	9	45,8	61,5	4
All Models		09/85 - 12/92	R D	<b>433.061</b>	185,4	35,7		53,1	59	4
<b>Marbella</b>										
0.8		01/87 - 12/99	F	<b>142.161</b> •	227	10,8	9	45,8	61,5	4
		01/87 - 12/99	R D	<b>433.061</b>	185,4	35,7		53,1	59	4
0.9		01/87 - 12/99	F	<b>142.161</b> •	227	10,8	9	45,8	61,5	4
		01/87 - 12/99	R D	<b>433.061</b>	185,4	35,7		53,1	59	4
<b>Mii</b>										
1.0		11/11 -	F V	<b>142.1716</b>	256	22	19	37	65	4



# SEAT



Model	Year	F R	V D	CAR	Ø	TH	min TH	B	E	Z	
<b>Ritmo</b>											
60	01/78 - 12/88	F		<b>142.161</b> •	227	10,8	9	45,8	61,5	4	
65	01/78 - 12/88	F		<b>142.161</b> •	227	10,8	9	45,8	61,5	4	
75	01/78 - 12/88	F		<b>142.161</b> •	227	10,8	9	45,8	61,5	4	
<b>Ronda</b>											
1.2	06/83 - 07/86	F		<b>142.161</b> •	227	10,8	9	45,8	61,5	4	
1.5	09/85 - 07/86	F		<b>142.161</b> •	227	10,8	9	45,8	61,5	4	
1.6	06/83 - 08/85	F		<b>142.161</b> •	227	10,8	9	45,8	61,5	4	
1.7 D	06/83 - 07/84	F		<b>142.161</b> •	227	10,8	9	45,8	61,5	4	
	08/84 - 10/87	F		<b>142.162</b> •	251	11	9,5	51	62	4	
<b>Toledo I 91 - 98</b>											
1.6i	09/91 - 09/98	F		<b>142.710</b> •	239	12	10	35,4	65	4	
1.8i	09/91 - 09/98	F		<b>142.710</b> •	239	12	10	35,4	65	4	
1.8i 16V	09/91 - 03/94	F	V	<b>142.703</b> •	256	20	18	38,8	65	4	
2.0i	09/91 - 09/98	F	V	<b>142.703</b> •	256	20	18	38,8	65	4	
2.0i 16V	03/94 - 09/98	F	V	<b>142.711</b> •	280	22	20	28,5	65	5	
	03/94 - 09/98	R		<b>142.716</b> •	226	10	8	71,2	39,9	5	
1.9 D	09/91 - 09/98	F		<b>142.710</b> •	239	12	10	35,4	65	4	
1.9 TD	09/91 - 09/98	F		<b>142.710</b> •	239	12	10	35,4	65	4	
	55 Kw										
	vented Discs		V	<b>142.703</b> •	256	20	18	38,8	65	4	
1.9 TDI	04/95 - 09/98	F		<b>142.702</b> •	256	12,9	11	39,2	65	4	
	66 Kw										
All Models	exc. 2.0i 16V	R		<b>142.724</b> •	226	10	8	71,2	39,9	4	
<b>Toledo II 99 - 04</b>											
1.6i	10/98 - 10/04	F	V	<b>142.746</b> •	256	22	19	36,7	65	5	
1.8i 20V	10/98 - 10/04	F	V	<b>142.747</b> •	280	22	19	36,7	65	5	
2.3i V5	10/98 - 10/04	F	V	<b>142.748</b> •	288	25	22	34,6	65	5	
1.9 TDI	10/98 - 10/04	F	V	<b>142.747</b> •	280	22	19	36,7	65	5	
All Models	10/98 - 10/04	R		<b>142.749</b> •	230	9	7	40,6	65	5	
<b>Toledo III 04</b>											
1.6	10/04 -	F	V	<b>142.1019</b>	280	22	19	50	65	5	
2.0 16 FSI	10/04 -	F	V	<b>142.1019</b>	280	22	19	50	65	5	
1.9 TDI	10/04 -	F	V	<b>142.1019</b>	280	22	19	50	65	5	
2.0 16V TDI	10/04 -	F	V	<b>142.1019</b>	280	22	19	50	65	5	
All Models	with 288 mm Discs	F	V	<b>142.1021</b>	288	25	22	50	65	5	
	10/04 -	R		<b>142.1022</b>	253	10	8	51,5	65	5	
<b>SEAT Light commercial</b>											
<b>Inca</b>											
1.4i	Ch -9KT011100	11/95 -	F		<b>142.702</b> •	256	12,9	11	39,2	65	4
	Ch 9KT011101-		F	V	<b>142.703</b> •	256	20	18	38,8	65	4
1.6i	Ch -9KT011100	11/95 -	F		<b>142.702</b> •	256	12,9	11	39,2	65	4
	Ch 9KT011101-		F	V	<b>142.703</b> •	256	20	18	38,8	65	4
1.9 D	Ch -9KT011100	11/95 -	F		<b>142.702</b> •	256	12,9	11	39,2	65	4
	Ch 9KT011101-		F	V	<b>142.703</b> •	256	20	18	38,8	65	4
1.9 SDI	Ch -9KT011100	11/95 -	F		<b>142.702</b> •	256	12,9	11	39,2	65	4
	Ch 9KT011101-		F	V	<b>142.703</b> •	256	20	18	38,8	65	4
<b>Terra</b>											
0.9	03/87 - 10/95	F		<b>142.161</b> •	227	10,8	9	45,8	61,5	4	
1.4 D	01/90 - 10/95	F		<b>142.161</b> •	227	10,8	9	45,8	61,5	4	
<b>SKODA</b>											
<b>Citigo</b>											
1.0	11/11 -	F	V	<b>142.1716</b>	256	22	19	37	65	4	
<b>Fabia 99 - 06</b>											
1.0i	02/00 -	F	V	<b>142.291</b>	239	18	16	35	65	5	
1.4i	02/00 -	F	V	<b>142.746</b> •	256	22	19	36,7	65	5	
1.4i 16V	02/00 -	F	V	<b>142.746</b> •	256	22	19	36,7	65	5	
	02/00 -	R		<b>142.749</b> •	230	9	7	40,6	65	5	
1.4 TDI	02/00 -	F	V	<b>142.746</b> •	256	22	19	36,7	65	5	
	02/00 -	R		<b>142.749</b> •	230	9	7	40,6	65	5	
1.9 SDI	02/00 -	F	V	<b>142.746</b> •	256	22	19	36,7	65	5	
1.9 TDI	02/00 -	F	V	<b>142.746</b> •	256	22	19	36,7	65	5	



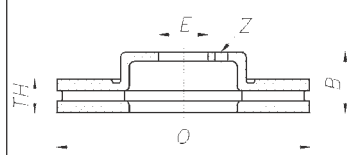
www.intercar.org

142 -> HPD for high performance discs

142 -> HPD per dischi freno ad alte prestazioni



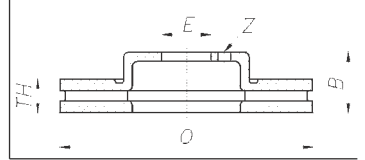
# SKODA



Model		Year	F R	V D	<b>CAR</b>	Ø	TH	min TH	B	E	Z
		02/00 -	R		<b>142.749 •</b>	230	9	7	40,6	65	5
<b>Fabia 07</b>											
All Models	Type 1LB-1LM	03/07 -	F	V	<b>142.291</b>	239	18	16	35	65	5
	Type 1LN	03/07 -	F	V	<b>142.748</b>	288	25	22	34,6	65	5
	Type 1LQ-1LR	03/07 -	F	V	<b>142.746 •</b>	256	22	19	36,7	65	5
		03/07 -	R		<b>142.749 •</b>	230	9	7	40,6	65	5
<b>Favorit</b>											
135		04/94 - 12/95	F		<b>142.590 •</b>	236	12,8	11,4	45,6	62	4
		08/87 - 12/92	F		<b>142.587</b>	236	12,8	11,4	45,7	62	4
136		04/94 - 12/95	F		<b>142.590 •</b>	236	12,8	11,4	45,6	62	4
		08/87 - 12/92	F		<b>142.587</b>	236	12,8	11,4	45,7	62	4
<b>Felicia</b>											
1.3	135 40 Kw	10/94 -	F		<b>142.590 •</b>	236	12,8	11,4	45,6	62	4
1.3i	136 50 Kw	10/94 -	F		<b>142.590 •</b>	236	12,8	11,4	45,6	62	4
1.6i		08/95 -	F		<b>142.590 •</b>	236	12,8	11,4	45,6	62	4
1.9 D		10/96 -	F		<b>142.590 •</b>	236	12,8	11,4	45,6	62	4
<b>Felicia Combi/Wagon</b>											
1.3		08/95 -	F		<b>142.590 •</b>	236	12,8	11,4	45,6	62	4
1.6		08/95 -	F		<b>142.590 •</b>	236	12,8	11,4	45,6	62	4
1.9 D		08/95 -	F		<b>142.590 •</b>	236	12,8	11,4	45,6	62	4
<b>Felicia Pick-up</b>											
1.3		06/96 -	F		<b>142.590 •</b>	236	12,8	11,4	45,6	62	4
1.6		06/96 -	F		<b>142.590 •</b>	236	12,8	11,4	45,6	62	4
1.9 D		06/96 -	F		<b>142.590 •</b>	236	12,8	11,4	45,6	62	4
<b>Forman</b>											
1.3		09/91 - 12/92	F		<b>142.587</b>	236	12,8	11,4	45,7	62	4
1.3i		04/94 - 12/95	F		<b>142.590 •</b>	236	12,8	11,4	45,6	62	4
<b>Octavia 96 - 04</b>											
1.6i		10/96 - 05/04	F	V	<b>142.746 •</b>	256	22	19	36,7	65	5
1.8i 20V		10/96 - 05/04	F	V	<b>142.747 •</b>	280	22	19	36,7	65	5
1.8i 20V Turbo	110 Kw	03/98 - 05/04	F	V	<b>142.748</b>	288	25	22	34,6	65	5
1.9 SDI	50 Kw	05/97 - 05/04	F	V	<b>142.746 •</b>	256	22	19	36,7	65	5
1.9 TDI	66/81 Kw	10/96 - 05/04	F	V	<b>142.747 •</b>	280	22	19	36,7	65	5
All Models		10/96 - 05/04	R		<b>142.749 •</b>	230	9	7	40,6	65	5
<b>Octavia/SW 04</b>											
1.6		06/04 -	F	V	<b>142.1019</b>	280	22	19	50	65	5
1.6 16V FSI		06/04 -	F	V	<b>142.1019</b>	280	22	19	50	65	5
1.9 TDI		06/04 -	F	V	<b>142.1019</b>	280	22	19	50	65	5
2.0 16V FSI		06/04 -	F	V	<b>142.1019</b>	280	22	19	50	65	5
2.0 16V FSI 4WD		06/04 -	F	V	<b>142.1019</b>	280	22	19	50	65	5
2.0 16V TDI		06/04 -	F	V	<b>142.1019</b>	280	22	19	50	65	5
All Models	with 288 mm Discs	06/04 -	F	V	<b>142.1021</b>	288	25	22	50	65	5
	with 312 mm Discs	06/04 -	F	V	<b>142.1023</b>	312	25	22	50	65	5
	Type 1KS	06/04 -	R		<b>142.1575</b>	272	9,7	8	48,2	65	5
	with 253 mm Discs	06/04 -	R		<b>142.1022</b>	253	10	8	51,5	65	5
	with 260 mm Discs	06/04 -	R		<b>142.1020</b>	256	12	10	48,5	65	5
<b>Pick-up</b>											
1.3		02/91 - 10/92	F		<b>142.587</b>	236	12,8	11,4	45,7	62	4
		04/94 - 09/95	F		<b>142.590 •</b>	236	12,8	11,4	45,6	62	4
<b>Praktik</b>											
All Models		02/91 - 10/92	F		<b>142.587</b>	236	12,8	11,4	45,7	62	4
		04/94 - 09/95	F		<b>142.590 •</b>	236	12,8	11,4	45,6	62	4
<b>Roomster</b>											
1.2		09/06 -	F	V	<b>142.746 •</b>	256	22	19	36,7	65	5
1.4		09/06 -	F	V	<b>142.746 •</b>	256	22	19	36,7	65	5
1.6		09/06 -	F	V	<b>142.746 •</b>	256	22	19	36,7	65	5
1.4 TDI		09/06 -	F	V	<b>142.746 •</b>	256	22	19	36,7	65	5
1.9 TDI		09/06 -	F	V	<b>142.746 •</b>	256	22	19	36,7	65	5
All Models	with 288 mm Discs	09/06 -	F	V	<b>142.748</b>	288	25	22	34,6	65	5
		09/06 -	R		<b>142.749 •</b>	230	9	7	40,6	65	5
<b>Serie S</b>											
S 100 All Models		03/88 - 09/88	F		<b>142.592</b>	252,5	9,2	8	54,7	80	4



SKODA



Model	Year	F R	V D	CAR	Ø	TH	min TH	B	E	Z
S 105 All Models	03/88 - 09/88	F		<b>142.592</b>	252,5	9,2	8	54,7	80	4
S 110 All Models	05/76 - 11/80	F		<b>142.592</b>	252,5	9,2	8	54,7	80	4
S 120 All Models	03/88 - 10/89	F		<b>142.592</b>	252,5	9,2	8	54,7	80	4
S 135 All Models	06/85 - 12/92	F		<b>142.592</b>	252,5	9,2	8	54,7	80	4

**Superb (3U4) 02 - 08**

1.8i 20V Turbo	03/02 -	F	V	<b>142.718</b>	288	25	23	46,5	68	5
2.0i	03/02 -	F	V	<b>142.718</b>	288	25	23	46,5	68	5
2.8i 30V V6	03/02 -	F	V	<b>142.078</b>	312	25	23	46,5	68	5
brake discs reinforced	03/02 -	F	V	<b>142.1189</b>	312	25	23	46	68	5
1.9 TDI	03/02 -	F	V	<b>142.718</b>	288	25	23	46,5	68	5
2.5 TDI	03/02 -	F	V	<b>142.078</b>	312	25	23	46,5	68	5
brake discs reinforced	03/02 -	F	V	<b>142.1189</b>	312	25	23	46	68	5
All Models	Ch 3U39046709-	F	V	<b>142.1188</b>	288	25	23	46,5	68	5
	03/02 -	R		<b>142.752</b> •	245	10	8	64	68	5

**Superb/SW (3T4-5) 08**

1.8 TSI	07/08 -	F	V	<b>142.1021</b>	288	25	22	50	65	5
1.8 TSI 4WD	11/08 -	F	V	<b>142.1021</b>	288	25	22	50	65	5
1.9 TDI	07/08 -	F	V	<b>142.1021</b>	288	25	22	50	65	5
2.0 TDI	07/08 -	F	V	<b>142.1021</b>	288	25	22	50	65	5
2.0 TDI 4WD	09/08 -	F	V	<b>142.1021</b>	288	25	22	50	65	5
All Models	with 345 mm Discs	F	V	<b>142.1025</b>	345	30	27	50	65	5
Type 1KS	09/10 -	R		<b>142.1575</b>	272	9,7	8	48,2	65	5

**SKODA Mpv - Suv - Off road****Yeti**

All Models	Type 1ZA	05/09 -	F	V	<b>142.1023</b>	312	25	22	50	65	5
	Type 1ZE	05/09 -	F	V	<b>142.1021</b>	288	25	22	50	65	5
	Type 1ZF-1ZM	05/09 -	F	V	<b>142.1019</b>	280	22	19	50	65	5
	Type 1KD	05/09 -	R		<b>142.1022</b>	253	10	8	51,5	65	5
	Type 1KJ	05/09 -	R		<b>142.1024</b>	282	12	10	48,5	65	5
	Type 1KS	05/09 -	R		<b>142.1575</b>	272	9,7	8	48,2	65	5

**SMART by MERCEDES****Smart**

forfour		04/04 -	F	V	<b>142.1011</b>	256	24	21,5	45,5	69	4
		04/04 -	R		<b>142.1012</b>	250	10	8	38,5	69	4
forfour Brabus		04/04 -	F	V	<b>142.1551</b>	281	25,8	23,5	46,5	69	4
fortwo		01/98 -	F		<b>142.435</b>	280	9	7	38	58	3
fortwo cabrio		01/07 -	F		<b>142.1525</b>	280	9,6	8	38	58	3
		03/00 -	F		<b>142.435</b>	280	9	7	38	58	3
fortwo coupe'		01/07 -	F		<b>142.1525</b>	280	9,6	8	38	58	3
roadster		04/03 -	F		<b>142.435</b>	280	9	7	38	58	3

**SMB Trailer****Trailer**

9 ton. D430	22,5" wheels			V	<b>150.490</b>	430	45	42	155	280	10
	22,5" wheels reinforced			V	<b>150.491</b>	430	45	40	155	280	10
9 ton. Typ KS				V	<b>150.495</b>	377	45	37	138,4	169	8

**SSANGYONG****Actyon**

2.3 4WD		10/06 -	F	V	<b>142.1304</b>	293,8	28	26	56,7	85	5
2.0 Xdi		10/06 -	F	V	<b>142.1304</b>	293,8	28	26	56,7	85	5
2.0 Xdi 4WD		10/06 -	F	V	<b>142.1304</b>	293,8	28	26	56,7	85	5
All Models	solid Discs	10/06 -	R		<b>142.1405</b>	299	10,2	9	68	85	5
	vented Discs	10/06 -	R	V	<b>142.1404</b>	307	20	18,5	71	85	5

**Rodius**

2.7 Xdi		05/05 -	F	V	<b>142.1403</b>	300	28	26	68	85	5
2.7 Xdi 4WD		05/05 -	F	V	<b>142.1403</b>	300	28	26	68	85	5
All Models		05/05 -	R	V	<b>142.1404</b>	307	20	18,5	71	85	5

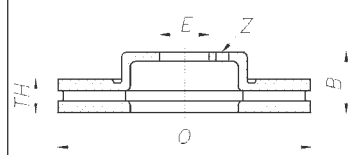


www.intercar.org

142 -&gt; HPD for high performance discs

142 -&gt; HPD per dischi freno ad alte prestazioni





Model	Year	F R	V D	CAR	Ø	TH	min TH	B	E	Z
-------	------	--------	--------	-----	---	----	-----------	---	---	---

## SSANGYONG Mpv - Suv - Off road

### Korando (KJ) 96

2.0i 16V	06/97 -	F	V	<b>142.938</b>	278	24	22	40	88	6
2.3i 16V	07/96 -	F	V	<b>142.938</b>	278	24	22	40	88	6
3.2i 24V	01/97 -	F	V	<b>142.938</b>	278	24	22	40	88	6
2.3 TD	661 06/97 -	F	V	<b>142.938</b>	278	24	22	40	88	6
2.9 TD	662 07/96 -	F	V	<b>142.938</b>	278	24	22	40	88	6
All Models	07/96 -	R		<b>142.946</b>	299	10,5	8,5	68	105,5	6

### Korando 10

2.0 e-XDI	11/10 -	F	V	<b>142.1685</b>	298	26	24	46	67	5
	11/10 -	R		<b>142.1723</b>	262	10	8	63	67	5
2.0 e-XDI 4WD	11/10 -	F	V	<b>142.1685</b>	298	26	24	46	67	5
	11/10 -	R		<b>142.1724</b>	284	10	8	58	67	5

### Kyron

2.0 Xdi	05/05 -	F	V	<b>142.1304</b>	293,8	28	26	56,7	85	5
2.0 Xdi 4WD	05/05 -	F	V	<b>142.1304</b>	293,8	28	26	56,7	85	5
2.7 Xdi 4WD	05/05 -	F	V	<b>142.1304</b>	293,8	28	26	56,7	85	5
All Models	solid Discs 05/05 -	R		<b>142.1405</b>	299	10,2	9	68	85	5
	vented Discs 05/05 -	R	V	<b>142.1404</b>	307	20	18,5	71	85	5

### Musso/MJ

2.0i 16V	03/96 - 12/99	F	V	<b>142.938</b>	278	24	22	40	88	6
3.2	03/96 - 12/01	F	V	<b>142.938</b>	278	24	22	40	88	6
2.3 TD	601 05/97 - 12/99	F	V	<b>142.938</b>	278	24	22	40	88	6
2.9 D	602 07/94 - 12/01	F	V	<b>142.938</b>	278	24	22	40	88	6
2.9 TD	602 07/94 - 12/01	F	V	<b>142.938</b>	278	24	22	40	88	6
All Models	07/94 - 12/01	R		<b>142.946</b>	299	10,5	8,5	68	105,5	6

### Rexton

3.2 24V	04/02 -	F	V	<b>142.1149</b>	296	24	22	55	96	6
2.7 Xdi	04/02 -	F	V	<b>142.1148</b>	294	26	24	32,7	88	6
2.9 TD	with 278 mm Discs 04/02 -	F	V	<b>142.938</b>	278	24	22	40	88	6
	with 294 mm Discs 04/02 -	F	V	<b>142.1148</b>	294	26	24	32,7	88	6
3.2	08/04 -	F	V	<b>142.1148</b>	294	26	24	32,7	88	6
All Models	04/02 - 08/04	R		<b>142.946</b>	299	10,5	8,5	68	105,5	6
	solid Discs 08/04 -	R		<b>142.1405</b>	299	10,2	9	68	85	5
	vented Discs 08/04 -	R	V	<b>142.1404</b>	307	20	18,5	71	85	5
All Models 4WD	permanent 08/04 -	F	V	<b>142.1606</b>	294	26	24	56	96	6

## SUBARU

### Brat MPV

1.6	AU2	05/82 - 11/83	F		<b>142.951</b> •	229	12,5	10	51,5	70	4
1.6 Automatic	AU2	05/82 - 11/83	F	V	<b>142.779</b>	230	18	15,5	51,8	70	4
1.6 AWD	A69	03/77 - 04/82	F		<b>142.950</b>	229	10	8,5	46	70	4
1.8	AU5	05/82 - 09/83	F		<b>142.951</b> •	229	12,5	10	51,5	70	4
	AU5	10/83 - 11/89	F	V	<b>142.779</b>	230	18	15,5	51,8	70	4
1.8 Automatic	AU5	05/82 - 11/83	F	V	<b>142.779</b>	230	18	15,5	51,8	70	4
1.8 AWD	AS5	03/77 - 04/82	F		<b>142.950</b>	229	10	8,5	46	70	4

### Forester I/II

2.0i 16V AWD		05/97 -	F	V	<b>142.783</b> •	276,5	24	22	56,8	58	5
		05/97 -	R		<b>142.858</b>	266	10	8,5	65,8	58	5

### Forester III (SH)

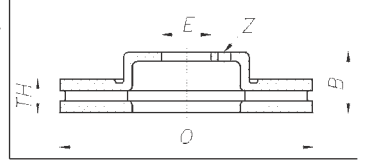
2.0		01/08 -	F	V	<b>142.783</b> •	276,5	24	22	56,8	58	5
2.5		01/09 -	F	V	<b>142.999</b>	294	24	22	56,8	58	5
2.0 D		09/08 -	F	V	<b>142.999</b>	294	24	22	56,8	58	5

### Impreza/SW I

1.6i 16V	13" wheels	04/93 -	F	V	<b>142.850</b>	242	18	16	52,8	58	5
	14" wheels	04/93 - 12/98	F	V	<b>142.949</b> •	260	24	22	56,8	58	5
	with ABS	04/93 -	R		<b>142.858</b>	266	10	8,5	65,8	58	5
1.6i 16V Turbo AWD		02/01 -	F	V	<b>142.999</b>	294	24	22	56,8	58	5
1.8i 16V	13" wheels	04/93 -	F	V	<b>142.850</b>	242	18	16	52,8	58	5
	14" wheels	04/93 - 12/98	F	V	<b>142.949</b> •	260	24	22	56,8	58	5
	with ABS	04/93 - 12/98	R		<b>142.858</b>	266	10	8,5	65,8	58	5



# SUBARU



Model		Year	F R	V D	CAR	Ø	TH	min TH	B	E	Z
2.0i 16V	13" wheels	03/96 -	F	V	<b>142.850</b>	242	18	16	52,8	58	5
	14" wheels	03/96 -	F	V	<b>142.949</b> •	260	24	22	56,8	58	5
	with ABS	03/96 -	R		<b>142.858</b>	266	10	8,5	65,8	58	5
2.0i 16V Turbo 4WD		02/98 -	F	V	<b>142.999</b>	294	24	22	56,8	58	5
2.0i 16V Turbo AWD		04/93 - 12/98	F	V	<b>142.783</b> •	276,5	24	22	56,8	58	5
2.0i 16V Turbo AWD WRX		02/01 -	F	V	<b>142.999</b>	294	24	22	56,8	58	5
		02/01 -	R	V	<b>142.780</b>	266	18	16	67	58	5
2.0i 16V WRX STI		11/01 -	F	V	<b>142.045</b>	326	30	27	52,7	58	5
	Spec-C	11/01 -	F	V	<b>142.1038</b>	326	30	28	52,7	58	5
		11/01 -	R	V	<b>142.046</b>	316	20	18	67,5	58	5
	Spec-C	11/01 -	R	V	<b>142.1268</b>	316	20	18	67,5	58	5
2.0i 16V WRX Turbo		12/00 -	R	V	<b>142.1325</b>	290	18	16	67,5	58	5
<b>Impreza/SW II (GR)</b>											
1.5		02/08 -	F	V	<b>142.783</b> •	276,5	24	22	56,8	58	5
		02/08 -	R		<b>142.1618</b>	286	10	8,5	64	58	5
1.5 4WD		02/08 -	F	V	<b>142.783</b> •	276,5	24	22	56,8	58	5
2.0		02/08 -	F	V	<b>142.783</b> •	276,5	24	22	56,8	58	5
		02/08 -	R		<b>142.1618</b>	286	10	8,5	64	58	5
2.0 4WD		01/08 -	F	V	<b>142.783</b> •	276,5	24	22	56,8	58	5
2.5		02/08 -	F	V	<b>142.999</b>	294	24	22	56,8	58	5
2.5 4WD		01/08 -	F	V	<b>142.999</b>	294	24	22	56,8	58	5
2.0 D 4WD		01/09 -	F	V	<b>142.999</b>	294	24	22	56,8	58	5
		01/09 -	R		<b>142.1568</b>	274	10	8,5	67,5	58	5
<b>Justy I</b>											
1.0	KA5-KD5	09/84 - 12/88	F	V	<b>142.948</b>	212,5	18	16	36,5	65	4
1.0 AWD	KA6-KD6	09/84 - 10/95	F	V	<b>142.948</b>	212,5	18	16	36,5	65	4
1.2	KA7-KD7	09/84 - 12/88	F	V	<b>142.948</b>	212,5	18	16	36,5	65	4
1.2 AWD	KA8-KD8	09/84 - 12/88	F	V	<b>142.948</b>	212,5	18	16	36,5	65	4
<b>Justy II</b>											
1.3 4WD	JMA-MS	04/01 -	F	V	<b>142.965</b>	231	17	15	50	64	4
1.3 GX 4WD	JMA-MS	10/95 -	F	V	<b>142.965</b>	231	17	15	50	64	4
<b>Justy III</b>											
1.3	G3X	09/03 -	F	V	<b>142.1124</b>	253	17	15	49	60	4
1.5	G3X	09/03 -	F	V	<b>142.1124</b>	253	17	15	49	60	4
<b>Justy IV</b>											
1.0i 12V		01/07 -	F	V	<b>142.1519</b>	254	22	20,5	42	55	4
<b>Legacy I 4WD/SW</b>											
1.6i 16V	BC 13" wheels	01/89 - 12/93	F	V	<b>142.850</b>	242	18	16	52,8	58	5
1.8i 16V	BC/BF3 14" wheels	01/89 - 12/93	F	V	<b>142.949</b> •	260	24	22	56,8	58	5
1.8i 16V Turbo	GLFO	02/89 - 10/91	F	V	<b>142.783</b> •	276,5	24	22	56,8	58	5
	GLFO	02/89 - 10/91	R	V	<b>142.780</b>	266	18	16	67	58	5
2.0i 16V	BC/BF5	01/91 - 12/93	F	V	<b>142.949</b> •	260	24	22	56,8	58	5
	BC/BF5	01/91 - 12/93	R		<b>142.858</b>	266	10	8,5	65,8	58	5
2.0i 16V Turbo	BC/BF5	01/91 - 12/93	F	V	<b>142.783</b> •	276,5	24	22	56,8	58	5
	BC/BF5	01/91 - 12/93	R	V	<b>142.780</b>	266	18	16	67	58	5
2.2i 16V	BC/BF7	01/89 - 12/93	F	V	<b>142.949</b> •	260	24	22	56,8	58	5
	BC/BF7	01/89 - 12/93	R		<b>142.858</b>	266	10	8,5	65,8	58	5
2.2i 16V Turbo		01/91 - 12/93	F	V	<b>142.783</b> •	276,5	24	22	56,8	58	5
		01/91 - 12/93	R	V	<b>142.780</b>	266	18	16	67	58	5
<b>Legacy II 4WD/SW</b>											
1.8 16V	BD	03/96 - 03/99	F	V	<b>142.949</b> •	260	24	22	56,8	58	5
	BD with ABS	03/96 - 03/99	R		<b>142.858</b>	266	10	8,5	65,8	58	5
2.0 16V	BD/BG	01/94 - 03/99	F	V	<b>142.949</b> •	260	24	22	56,8	58	5
	BD/BG with ABS	01/94 - 03/99	R		<b>142.858</b>	266	10	8,5	65,8	58	5
2.2 16V	BD/BG	01/94 - 03/99	F	V	<b>142.949</b> •	260	24	22	56,8	58	5
	BD/BG	01/94 - 03/99	R		<b>142.858</b>	266	10	8,5	65,8	58	5
2.5i 16V	BD/BG	01/94 - 03/99	F	V	<b>142.783</b> •	276,5	24	22	56,8	58	5
	BD/BG	01/94 - 03/99	R	V	<b>142.780</b>	266	18	16	67	58	5
<b>Legacy III 4WD/SW</b>											
2.0i 16V	BE/BH	04/99 - 08/03	F	V	<b>142.949</b> •	260	24	22	56,8	58	5
2.5i 16V	BE/BH	04/99 - 08/03	F	V	<b>142.783</b> •	276,5	24	22	56,8	58	5
All Models	BE/BH	04/99 - 08/03	R		<b>142.858</b>	266	10	8,5	65,8	58	5



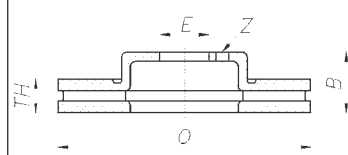
www.intercar.org

142 -> HPD for high performance discs

142 -> HPD per dischi freno ad alte prestazioni



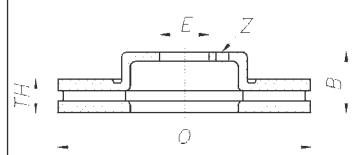
# SUBARU



Model		Year	F R	V D	CAR	Ø	TH	min TH	B	E	Z
<b>Legacy IV 4WD/SW</b>											
2.0 R		09/07 -	F	V	<b>142.1617</b>	316	30	28	56,8	58	5
2.0i 16V		09/03 -	F	V	<b>142.783</b> •	276,5	24	22	56,8	58	5
		09/03 -	R		<b>142.1568</b>	274	10	8,5	67,5	58	5
2.5i 16V		09/03 -	F	V	<b>142.783</b> •	276,5	24	22	56,8	58	5
		09/03 -	R		<b>142.1568</b>	274	10	8,5	67,5	58	5
3.0 R		09/03 -	F	V	<b>142.1617</b>	316	30	28	56,8	58	5
		09/03 -	F	V	<b>142.783</b> •	276,5	24	22	56,8	58	5
2.0 D		02/08 -	F	V	<b>142.783</b> •	276,5	24	22	56,8	58	5
		02/08 -	R		<b>142.1568</b>	274	10	8,5	67,5	58	5
All Models	with 290 mm Discs	09/03 -	R		<b>142.955</b>	290	10	8,5	67,3	58	5
<b>Legacy V 4WD/SW</b>											
2.0i		09/09 -	F	V	<b>142.783</b> •	276,5	24	22	56,8	58	5
2.5i		09/09 -	F	V	<b>142.783</b> •	276,5	24	22	56,8	58	5
2.0 D		09/09 -	F	V	<b>142.999</b>	294	24	22	56,8	58	5
All Models		09/09 -	R		<b>142.1618</b>	286	10	8,5	64	58	5
<b>Leone</b>											
1.3	AB/AF1	09/83 - 08/84	F	V	<b>142.779</b>	230	18	15,5	51,8	70	4
	AB/AF1	10/79 - 08/83	F		<b>142.951</b> •	229	12,5	10	51,5	70	4
	AC1	09/84 - 11/92	F	V	<b>142.859</b>	242	18	16	44	70	4
1.6	AB/AF2	09/83 - 08/84	F	V	<b>142.779</b>	230	18	15,5	51,8	70	4
	AB/AF2	10/79 - 08/83	F		<b>142.951</b> •	229	12,5	10	51,5	70	4
	AC2	09/84 - 11/92	F	V	<b>142.859</b>	242	18	16	44	70	4
1.8	AB4	09/83 - 08/84	F	V	<b>142.779</b>	230	18	15,5	51,8	70	4
	AB4	10/79 - 08/83	F		<b>142.951</b> •	229	12,5	10	51,5	70	4
1.8i	AC4/5	09/84 - 11/92	F	V	<b>142.859</b>	242	18	16	44	70	4
<b>Leone 4WD</b>											
1.6	AB/F	09/83 - 11/92	F	V	<b>142.779</b>	230	18	15,5	51,8	70	4
	AB/F/M	02/80 - 08/83	F		<b>142.951</b> •	229	12,5	10	51,5	70	4
1.8	AB/F	02/80 - 08/83	F		<b>142.951</b> •	229	12,5	10	51,5	70	4
	AB/F	09/83 - 11/92	F	V	<b>142.779</b>	230	18	15,5	51,8	70	4
1.8i Turbo	AC5/7-AG5/7	09/87 - 11/92	F	V	<b>142.859</b>	242	18	16	44	70	4
<b>Leone SW 4WD</b>											
1.6	AM	02/80 - 08/83	F		<b>142.951</b> •	229	12,5	10	51,5	70	4
	AM	09/83 - 08/84	F	V	<b>142.779</b>	230	18	15,5	51,8	70	4
	AN3	09/84 - 11/92	F	V	<b>142.859</b>	242	18	16	44	70	4
1.8	AM/J5	02/80 - 08/83	F		<b>142.951</b> •	229	12,5	10	51,5	70	4
	AM/J5	09/83 - 08/84	F	V	<b>142.779</b>	230	18	15,5	51,8	70	4
1.8i	AN4/5-AK5	09/84 - 11/92	F	V	<b>142.859</b>	242	18	16	44	70	4
1.8i Turbo	AK7	05/85 - 11/92	F	V	<b>142.859</b>	242	18	16	44	70	4
<b>Mini Jumbo</b>											
DL	M60	02/81 - 10/83	F		<b>142.905</b> •	240	12	11	35	76	4
SDX	M60	02/81 - 10/83	F		<b>142.905</b> •	240	12	11	35	76	4
<b>Minibus 4WD</b>											
1.0	KJ6	01/83 - 10/89	F	V	<b>142.948</b>	212,5	18	16	36,5	65	4
1.2	KJ8	01/83 - 10/89	F	V	<b>142.948</b>	212,5	18	16	36,5	65	4
<b>Minibus Van</b>											
1.0	KJ5	03/86 - 10/89	F	V	<b>142.948</b>	212,5	18	16	36,5	65	4
<b>Trezia</b>											
1.3		03/11 -	F	V	<b>142.1564</b>	275	22	19	46,5	55	5
1.4 D		03/11 -	F	V	<b>142.1564</b>	275	22	19	46,5	55	5
<b>XT</b>											
XT Coupe' 1.8i Turbo	AX4/7	08/84 - 10/91	F	V	<b>142.859</b>	242	18	16	44	70	4
<b>SUBARU Mpv - Suv - Off road</b>											
<b>Outback (BE-BH)</b>											
2.5 16V AWD	with 276 mm Discs	09/00 -	F	V	<b>142.783</b> •	276,5	24	22	56,8	58	5
	with 294 mm Discs	09/00 -	F	V	<b>142.999</b>	294	24	22	56,8	58	5
	solid Discs	09/00 -	R		<b>142.858</b>	266	10	8,5	65,8	58	5
	vented Discs	09/00 -	R	V	<b>142.780</b>	266	18	16	67	58	5
3.0 24V AWD		01/00 -	F	V	<b>142.999</b>	294	24	22	56,8	58	5
		01/00 -	R	V	<b>142.780</b>	266	18	16	67	58	5



# SUBARU



Model		Year	F R	V D	CAR	Ø	TH	min TH	B	E	Z
<b>Outback (BL-BP)</b>											
2.5 16V		11/03 -	F	V	<b>142.999</b>	294	24	22	56,8	58	5
3.0 V6 24V		11/03 -	F	V	<b>142.999</b>	294	24	22	56,8	58	5
2.0 D		09/08 -	F	V	<b>142.999</b>	294	24	22	56,8	58	5
		09/08 -	R		<b>142.1568</b>	274	10	8,5	67,5	58	5
All Models	solid Discs	11/03 -	R		<b>142.955</b>	290	10	8,5	67,3	58	5
	vented Discs	11/03 -	R	V	<b>142.1325</b>	290	18	16	67,5	58	5
<b>Outback (BM-BR)</b>											
2.5i		09/09 -	F	V	<b>142.999</b>	294	24	22	56,8	58	5
3.6 R		09/09 -	F	V	<b>142.1617</b>	316	30	28	56,8	58	5
2.0 D		09/09 -	F	V	<b>142.999</b>	294	24	22	56,8	58	5
All Models		09/09 -	R		<b>142.1618</b>	286	10	8,5	64	58	5
<b>Tribeca (B9)</b>											
3.0 V6 24V		01/05 -	F	V	<b>142.1487</b>	316	30,5	28,5	57	58	5
		01/05 -	R	V	<b>142.1488</b>	319,5	18	16	68	58	5
<b>SUBARU Light commercial</b>											
<b>Libero Van</b>											
1.0 AWD	KJ6 vented Discs	01/84 - 10/89	F	V	<b>142.948</b>	212,5	18	16	36,5	65	4
1.2 AWD	KJ8	01/84 - 10/89	F	V	<b>142.948</b>	212,5	18	16	36,5	65	4
<b>SUZUKI</b>											
<b>Alto</b>											
0.8	CA91/CB91	01/86 - 08/91	F		<b>142.954</b>	215	10	8	33	86	4
1.0	HC/SH	02/93 - 05/02	F	V	<b>142.965</b>	231	17	15	50	64	4
1.0i 12V	GF	01/09 -	F	V	<b>142.1534</b>	231	20	18	51,4	60	4
1.1i 8V	FF	06/02 - 12/08	F	V	<b>142.768</b>	231	17	15	49	60	4
<b>Baleno/Wagon</b>											
1.3i 16V	solid Discs	07/95 - 01/99	F		<b>142.826</b>	232	12	10	50		4
	vented Discs	07/95 -	F	V	<b>142.959</b>	235	20	18	49,5	60	4
1.6i 16V		07/95 -	F	V	<b>142.959</b>	235	20	18	49,5	60	4
1.8i GT	EG	03/96 -	F	V	<b>142.623</b>	246	20	18	50	60	4
	EG	03/96 -	R		<b>142.828</b>	240	10	8	33	58	4
1.9 TD	EG	04/98 -	F	V	<b>142.623</b>	246	20	18	50	60	4
	EG	04/98 -	R		<b>142.828</b>	240	10	8	33	58	4
<b>Ignis I</b>											
1.3i 16V		10/00 -09/03	F	V	<b>142.047</b>	257	17	15	49,2	60	4
<b>Ignis II</b>											
1.3i 16V		09/03 -	F	V	<b>142.1124</b>	253	17	15	49	60	4
1.5i 16V		09/03 -	F	V	<b>142.1124</b>	253	17	15	49	60	4
1.5i 16V 4WD		09/03 -	F	V	<b>142.1124</b>	253	17	15	49	60	4
1.5i 16V Sport		09/03 -	F	V	<b>142.1124</b>	253	17	15	49	60	4
1.3 16V DDiS		09/03 -	F	V	<b>142.1124</b>	253	17	15	49	60	4
<b>Kizashi (FR)</b>											
2.4		10/10 -	F	V	<b>142.1696</b>	298	26	24	50	63	5
		10/10 -	R		<b>142.1697</b>	277	12	10	44	62	5
<b>Liana</b>											
1.3	ER	03/02 -	F	V	<b>142.623</b>	246	20	18	50	60	4
1.6	ER	03/02 -	F	V	<b>142.623</b>	246	20	18	50	60	4
1.6 4WD	ER	03/02 -	F	V	<b>142.623</b>	246	20	18	50	60	4
<b>Splash</b>											
1.0		01/08 -	F	V	<b>142.1255</b>	252	20	18	40	60	4
1.2		01/08 -	F	V	<b>142.1255</b>	252	20	18	40	60	4
1.3 CDTI		01/08 -	F	V	<b>142.1255</b>	252	20	18	40	60	4
<b>Swift I</b>											
1.0	SA310 (AA41/43-AB43)	10/84 - 03/88	F		<b>142.954</b>	215	10	8	33	86	4
1.3 GA/GL/GLX/GS	SA413	10/84 - 03/88	F		<b>142.954</b>	215	10	8	33	86	4
1.3i 16V GT/GT/GXI	SA413 (AA33)	02/86 - 08/89	F	V	<b>142.785</b>	231	17	15	52	64	4
1.3i 16V GTI	SF413 (AA34)	09/89 - 06/98	F	V	<b>142.972</b>	250	18,5	16,5	47	64	4
1.3i 4WD	SF413 (AF35)	09/89 - 10/95	F	V	<b>142.965</b>	231	17	15	50	64	4
1.6i 16V	SF416 (AH14)	09/89 - 10/95	F	V	<b>142.972</b>	250	18,5	16,5	47	64	4
1.6i 16V 4WD	SF416 (AJ14)	09/89 - 10/95	F	V	<b>142.972</b>	250	18,5	16,5	47	64	4



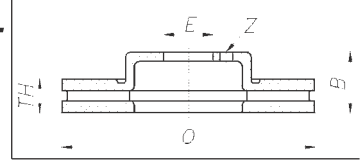
www.intercar.org

142 -> HPD for high performance discs

142 -> HPD per dischi freno ad alte prestazioni



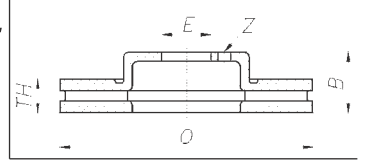
SUZUKI



Model		Year	F R	V D	CAR	Ø	TH	min TH	B	E	Z
<b>Swift II</b>											
1.0i	SF310 (AA/AB44)	04/88 - 05/01	F	V	<b>142.965</b>	231	17	15	50	64	4
1.3	SF413 (AA/AB/AF/AH35)	09/89 - 05/01	F	V	<b>142.965</b>	231	17	15	50	64	4
<b>Swift III</b>											
1.3		02/05 -	F	V	<b>142.1255</b>	252	20	18	40	60	4
1.3 4WD		01/06 -	F	V	<b>142.1255</b>	252	20	18	40	60	4
1.6 16V Sport		02/05 -	F	V	<b>142.1415</b>	276	20	18	40	62	5
1.3 DDiS		08/05 -	F	V	<b>142.1255</b>	252	20	18	40	60	4
1.5		02/05 -	F	V	<b>142.1255</b>	252	20	18	40	60	4
<b>Swift IV</b>											
1.2		10/10 -	F	V	<b>142.1604</b>	256	22	20	39,3	59,9	4
1.2 4WD		10/10 -	F	V	<b>142.1604</b>	256	22	20	39,3	59,9	4
1.3 DDiS		10/10 -	F	V	<b>142.1604</b>	256	22	20	39,3	59,9	4
All Models		10/10 -	<b>R</b>		<b>142.1605</b>	259	9	8	43,1	61,8	4
<b>Wagon R+ (EM)</b>											
1.0i 16V		02/98 - 05/00	F	V	<b>142.768</b>	231	17	15	49	60	4
1.2		02/98 - 05/00	F		<b>142.540</b>	247	12	10,5	44	60	4
1.2i 16V 2WD/4WD		02/98 - 05/01	F	V	<b>142.768</b>	231	17	15	49	60	4
<b>Wagon R+ (MM)</b>											
1.3i 16V 2WD/4WD	solid Discs	05/00 -	F		<b>142.540</b>	247	12	10,5	44	60	4
	vented Discs	05/00 -	F	V	<b>142.1124</b>	253	17	15	49	60	4
1.3 16V DDiS	solid Discs	09/03 -	F		<b>142.540</b>	247	12	10,5	44	60	4
	vented Discs	09/03 -	F	V	<b>142.1124</b>	253	17	15	49	60	4
<b>X 90</b>											
1.6 16V		06/96 - 00	F		<b>142.953</b>	290	10	8	46	107	5
<b>SUZUKI Mpv - Suv - Off road</b>											
<b>Grand Vitara (FT-GT) 98 - 05</b>											
1.6i 16V		03/98 -	F	V	<b>142.956</b>	310	22	20	29	108,3	5
	with 287 mm Discs	03/98 -	F	V	<b>142.1184</b>	287	17	15	29	108	5
2.0i		03/98 -	F	V	<b>142.956</b>	310	22	20	29	108,3	5
	with 287 mm Discs	03/98 -	F	V	<b>142.1184</b>	287	17	15	29	108	5
2.5i V6 24V		04/98 -	F	V	<b>142.956</b>	310	22	20	29	108,3	5
2.7i V6 24V		07/01 -	F	V	<b>142.956</b>	310	22	20	29	108,3	5
2.0 HDI	80 Kw	07/01 -	F	V	<b>142.956</b>	310	22	20	29	108,3	5
2.0 TDI		03/98 -	F	V	<b>142.956</b>	310	22	20	29	108,3	5
<b>Grand Vitara 05</b>											
1.6		10/05 -	F	V	<b>142.956</b>	310	22	20	29	108,3	5
2.0		10/05 -	F	V	<b>142.956</b>	310	22	20	29	108,3	5
1.9 DDiS		10/05 -	F	V	<b>142.956</b>	310	22	20	29	108,3	5
All Models	with 287 mm Discs	10/05 -	F	V	<b>142.1184</b>	287	17	15	29	108	5
	with 294 mm Discs	10/05 -	F	V	<b>142.1289</b>	294	25	23	49	62	5
<b>Jimny</b>											
1.3i 16V		03/98 -	F		<b>142.953</b>	290	10	8	46	107	5
1.3i 16V 4WD		03/98 - 07/05	F		<b>142.953</b>	290	10	8	46	107	5
	FJ	08/05 -	F		<b>142.1632</b>	290	10	8	47	108	5
1.5 DDiS		08/05 -	F		<b>142.953</b>	290	10	8	46	107	5
1.5 DDiS 4WD		12/03 - 07/05	F		<b>142.953</b>	290	10	8	46	107	5
	FJ	08/05 -	F		<b>142.1632</b>	290	10	8	47	108	5
All Models	FJ vented Discs	08/05 -	F	V	<b>142.1631</b>	287	17	15	47	108	5
	vented Discs	12/03 - 07/05	F	V	<b>142.971</b>	287	17	15	46	107	5
<b>Samurai</b>											
1.3	SJ50	01/88 - 12/90	F		<b>142.952</b>	290	10	9	46	107	5
	SJ70	01/91 -	F		<b>142.953</b>	290	10	8	46	107	5
<b>SJ</b>											
1.0	SJ410	09/81 - 03/88	F		<b>142.952</b>	290	10	9	46	107	5
1.3	SJ413	09/84 - 03/88	F		<b>142.952</b>	290	10	9	46	107	5
<b>SX4</b>											
1.5		06/06 -	F	V	<b>142.1191</b>	280	22	20	47	62	5
1.6 VVT		06/06 -	F	V	<b>142.1191</b>	280	22	20	47	62	5
1.6 VVT 4WD		06/06 -	F	V	<b>142.1191</b>	280	22	20	47	62	5
1.9 DDiS		06/06 -	F	V	<b>142.1191</b>	280	22	20	47	62	5



# SUZUKI



Model	Year	F R	V D	<b>CAR</b>	Ø	TH	min TH	B	E	Z
1.9 DDiS 4WD	06/06 -	F	V	<b>142.1191</b>	280	22	20	47	62	5
All Models	06/06 -	R		<b>142.1730</b>	278	9	8	43,4	62	5

### Vitara

1.6i	TA01	01/88 - 97	F		<b>142.953</b>	290	10	8	46	107	5
1.6i 16V	TD01 Long body	02/91 - 97	F	V	<b>142.971</b>	287	17	15	46	107	5
	TD01 Short body	02/91 - 97	F		<b>142.953</b>	290	10	8	46	107	5
2.0i 16V		11/94 - 05/98	F	V	<b>142.957</b>	310	22	20	46		5
1.9 TD		11/95 -	F	V	<b>142.957</b>	310	22	20	46		5
2.0 TD		11/94 - 05/98	F	V	<b>142.957</b>	310	22	20	46		5

## SUZUKI Light commercial

### Super Carry

Van Minibus		08/85 - 02/88	F		<b>142.952</b>	290	10	9	46	107	5
Van Super		08/85 - 02/88	F		<b>142.952</b>	290	10	9	46	107	5
All Models		08/85 -	F		<b>142.954</b>	215	10	8	33	86	4

## TALBOT

### Alpine

All Models		06/80 - 12/83	F		<b>142.606</b>	240	13	11,7	27	75	4
------------	--	---------------	---	--	----------------	-----	----	------	----	----	---

### Horizon

All Models		02/78 - 06/86	F		<b>142.600</b>	238	11	9,9	58	75	4
------------	--	---------------	---	--	----------------	-----	----	-----	----	----	---

### Matra

Bagheera		01/73 - 09/80	F		<b>142.600</b>	238	11	9,9	58	75	4
Murena		08/81 - 01/85	F		<b>142.605</b>	240	11	9	27	75	4

### Rancho

All Models		03/77 - 06/85	F		<b>142.600</b>	238	11	9,9	58	75	4
------------	--	---------------	---	--	----------------	-----	----	-----	----	----	---

### Samba

All Models		01/81 - 10/86	F		<b>142.555</b>	241	10	9	39,5	62	3
------------	--	---------------	---	--	----------------	-----	----	---	------	----	---

### Simca

1.3		07/75 - 07/79	F		<b>142.605</b>	240	11	9	27	75	4
1.3 Special		01/74 - 12/81	F		<b>142.600</b>	238	11	9,9	58	75	4
1.3 Special TI		01/74 - 12/81	F		<b>142.600</b>	238	11	9,9	58	75	4
1.4		08/79 - 08/80	F		<b>142.605</b>	240	11	9	27	75	4
		09/80 - 04/84	F		<b>142.606</b>	240	13	11,7	27	75	4
		11/78 - 07/79	F		<b>142.605</b>	240	11	9	27	75	4
1.6		08/79 - 08/80	F		<b>142.605</b>	240	11	9	27	75	4
		09/80 - 12/83	F		<b>142.606</b>	240	13	11,7	27	75	4
1100 TI		05/73 - 06/80	F		<b>142.600</b>	238	11	9,9	58	75	4
Rally 2		02/72 - 05/79	F		<b>142.600</b>	238	11	9,9	58	75	4

### Solara

1.3		02/80 - 08/80	F		<b>142.605</b>	240	11	9	27	75	4
		09/80 - 06/86	F		<b>142.606</b>	240	13	11,7	27	75	4
1.6		02/80 - 08/80	F		<b>142.605</b>	240	11	9	27	75	4
		09/80 - 07/86	F		<b>142.606</b>	240	13	11,7	27	75	4

### Tagora

2.1		06/80 - 12/83	F		<b>142.515</b>	273,5	12,7	10,7	43	76	4
2.6		08/81 - 10/83	F	V	<b>142.526</b>	273	20	18	43	76	4
		08/81 - 10/83	R		<b>142.520</b>	273	12	10,5	24,5	79	4
2.3 TD		08/81 - 12/87	F		<b>142.515</b>	273,5	12,7	10,7	43	76	4

## TALBOT Light commercial

### Express

		02/81 - 05/84	F		<b>142.175</b>	256	13	11,4	61	72	5
		06/84 -	F		<b>142.176</b>	256	16,1	13,5	64,1	73	5
2.5 TD	1,8 ton.	08/87 -	F		<b>142.177</b>	290	16	14,5	61	73	5
All Models		08/87 -	R	D	<b>433.075</b>	254	63,5		98	72	5

## TOYOTA

### Auris

1.4 VVTI		05/07 -	F	V	<b>142.1547</b>	273	26	23	49,2	62	5
1.6 VVTI		05/07 -	F	V	<b>142.1547</b>	273	26	23	49,2	62	5
1.4 D-4D		05/07 -	F	V	<b>142.1547</b>	273	26	23	49,2	62	5



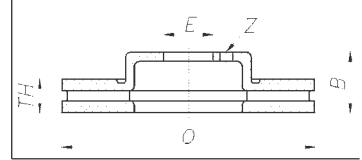
www.intercar.org

142 -> HPD for high performance discs

142 -> HPD per dischi freno ad alte prestazioni



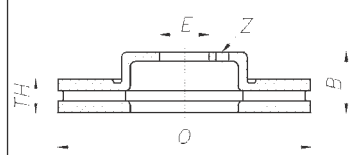
# TOYOTA



Model	Year	F R	V D	CAR	Ø	TH	min TH	B	E	Z	
2.0 D-4D	05/07 -	F	V	<b>142.1140</b>	295	26	24	49,2	62	5	
2.2 D-Cat	05/07 -	F	V	<b>142.1140</b>	295	26	24	49,2	62	5	
All Models	with 275 mm Discs	F	V	<b>142.1558</b>	275	22	19	46,3	62	5	
	with 259 mm Discs	R		<b>142.1539</b>	259	9	7,5	30,5	62	5	
	with 270 mm Discs	R		<b>142.1439</b>	270	9,9	8	36,8	62	5	
<b>Avensis I (T22) 97 - 03</b>											
1.6i	02/97 - 10/03	F	V	<b>142.863</b>	260	25	23	49,2	55	5	
1.8i	02/97 - 10/03	F	V	<b>142.863</b>	260	25	23	49,2	55	5	
2.0i	02/97 - 10/03	F	V	<b>142.863</b>	260	25	23	49,2	55	5	
2.0 D-4D	02/97 - 10/03	F	V	<b>142.863</b>	260	25	23	49,2	55	5	
2.0 TD	02/97 - 10/03	F	V	<b>142.863</b>	260	25	23	49,2	55	5	
All Models		R		<b>142.1098</b>	271	10	9	60,7	55	5	
	with 288 mm Discs	R		<b>142.1208</b>	288	10	8,5	64,9	55	5	
<b>Avensis I Wagon (T22) 97 - 03</b>											
1.6i	10/00 - 10/03	F	V	<b>142.644</b>	276	25	23	49	55	5	
1.8i	10/00 - 10/03	F	V	<b>142.644</b>	276	25	23	49	55	5	
2.0i	10/00 - 10/03	F	V	<b>142.644</b>	276	25	23	49	55	5	
2.0 D-4D	10/00 - 10/03	F	V	<b>142.644</b>	276	25	23	49	55	5	
2.0 TD	10/00 - 10/03	F	V	<b>142.644</b>	276	25	23	49	55	5	
All Models	optional	F	V	<b>142.678</b>	275	28	26	49,5	55	5	
		R		<b>142.1098</b>	271	10	9	60,7	55	5	
	with 288 mm Discs	R		<b>142.1208</b>	288	10	8,5	64,9	55	5	
<b>Avensis II/Wagon (T25) 03</b>											
1.8i	04/03 -	F	V	<b>142.1137</b>	277	26	24	50	55	5	
2.0i	04/03 -	F	V	<b>142.1137</b>	277	26	24	50	55	5	
2.4	10/03 -	F	V	<b>142.1256</b>	295	26	24	49,5	55	5	
2.0 D-4D	04/03 -	F	V	<b>142.1256</b>	295	26	24	49,5	55	5	
2.2 D-CAT	10/05 -	F	V	<b>142.1256</b>	295	26	24	49,5	55	5	
All Models	with 320 mm Discs	F	V	<b>142.1532</b>	320	26	23	49,3	62	5	
	distance bolts ø100 mm	R		<b>142.1138</b>	280	10	9	56	55	5	
	distance bolts ø114,3 mm	R		<b>142.1536</b>	280	10	8,5	59,2	62	5	
	with 288 mm Discs	R		<b>142.1208</b>	288	10	8,5	64,9	55	5	
<b>Avensis III/Wagon (T27) 09</b>											
1.6	02/09 -	F	V	<b>142.1542</b>	295	26	23	49,1	62	5	
1.6 VVT-i	02/09 -	F	V	<b>142.1542</b>	295	26	23	49,1	62	5	
1.8 VVT-i	02/09 -	F	V	<b>142.1542</b>	295	26	23	49,1	62	5	
2.0 D-4D	02/09 -	F	V	<b>142.1542</b>	295	26	23	49,1	62	5	
2.2 D-4D	02/09 -	F	V	<b>142.1532</b>	320	26	23	49,3	62	5	
All Models	02/09 -	R		<b>142.1543</b>	290	11	9	34	62	5	
<b>Avensis Verso (AC_) 01</b>											
2.0i 16V VVT-i	01/01 -	F	V	<b>142.777</b>	275	28	26	49,3	62	5	
2.0 D-4D	01/01 -	F	V	<b>142.777</b>	275	28	26	49,3	62	5	
All Models	01/01 -	R		<b>142.1201</b>	291	12	10,5	68,4	62	5	
<b>Aygo (B10)</b>											
1.0	07/05 -	F	V	<b>142.1123</b>	247	20	18	35,4	55	4	
1.4 HDI	07/05 -	F	V	<b>142.1123</b>	247	20	18	35,4	55	4	
<b>Camry</b>											
1.8i	SV20	04/86 - 03/89	F	V	<b>142.974</b>	255	22	21	48	54	5
2.0i 16V	SV21	04/86 - 11/91	F	V	<b>142.974</b>	255	22	21	48	54	5
	SV21 with ABS	04/86 - 11/91	F	V	<b>142.975</b>	255	25	24	47,7	54	5
	SV21 with ABS	04/86 - 11/91	R		<b>142.632</b>	269	10	9	64,7	55	5
2.0i 16V 4WD	SV25	05/87 - 11/91	F	V	<b>142.975</b>	255	25	24	47,7	54	5
2.2i 16V	SXV10	07/91 - 09/96	F	V	<b>142.923</b>	255	28	26	49,2	62	5
	SXV20 15" wheels	10/96 -	F	V	<b>142.777</b>	275	28	26	49,3	62	5
2.5 V6 24V	VZV21	03/87 - 11/91	F	V	<b>142.975</b>	255	25	24	47,7	54	5
	VZV21	03/87 - 11/91	R		<b>142.632</b>	269	10	9	64,7	55	5
3.0i V6 24V	MCV20	10/96 -	F	V	<b>142.777</b>	275	28	26	49,3	62	5
	VCV10	07/91 - 09/96	F	V	<b>142.777</b>	275	28	26	49,3	62	5
1.8i SW	SV20RG	04/86 - 03/89	F	V	<b>142.974</b>	255	22	21	48	54	5
2.0i 16V SW	SV21RG	04/86 - 11/91	F	V	<b>142.974</b>	255	22	21	48	54	5
	SV21RG with ABS	04/86 - 11/91	F	V	<b>142.975</b>	255	25	24	47,7	54	5
	SV21RG with ABS	05/88 - 11/91	R		<b>142.632</b>	269	10	9	64,7	55	5



TOYOTA



Model		Year	F R	V D	CAR	Ø	TH	min TH	B	E	Z
2.2i 16V SW	SXV10 14" wheels	07/91 - 09/96	F	V	<b>142.923</b>	255	28	26	49,2	62	5
3.0i V6 24V SW	VCV10	07/91 - 09/96	F	V	<b>142.777</b>	275	28	26	49,3	62	5
2.0 TDS	CV20	03/87 - 11/91	F	V	<b>142.974</b>	255	22	21	48	54	5
<b>Camry USA</b>											
6 Cyl.		07/91 -	F	V	<b>142.777</b>	275	28	26	49,3	62	5
All Models	with ABS	05/88 - 11/91	R		<b>142.632</b>	269	10	9	64,7	55	5
<b>Carina II</b>											
1.6	AT151	02/83 - 10/88	F	V	<b>142.977</b>	243	22	21	47,2	54	4
1.6i 16V	AT171 13" wheels	12/87 - 01/92	F	V	<b>142.636</b>	238	22	21	47,7	54	4
	AT171 14" wheels	12/87 - 01/92	F	V	<b>142.974</b>	255	22	21	48	54	5
1.8i	ST150	05/85 - 10/88	F	V	<b>142.977</b>	243	22	21	47,2	54	4
2.0i 16V	ST171 13" wheels	12/87 - 01/92	F	V	<b>142.636</b>	238	22	21	47,7	54	4
	ST171 14" wheels	12/87 - 01/92	F	V	<b>142.974</b>	255	22	21	48	54	5
	ST171 14" wheels	12/87 - 01/92	R		<b>142.632</b>	269	10	9	64,7	55	5
2.0 D	CT150	02/83 - 10/88	F	V	<b>142.977</b>	243	22	21	47,2	54	4
	CT170 13" wheels	11/88 - 01/92	F	V	<b>142.636</b>	238	22	21	47,7	54	4
<b>Carina E</b>											
1.6i 16V	AT190	02/92 - 10/98	F	V	<b>142.985</b>	255	24,9	24	49,2	55	5
1.8i 16V	AT191	02/92 - 10/98	F	V	<b>142.864</b>	255	28	27	49,2	55	5
2.0 GTI	ST191	02/92 - 10/98	F	V	<b>142.645</b>	275	25	23	50	54	5
	ST191	02/92 - 10/98	R		<b>142.677</b>	269	10	8	65	55	5
2.0i 16V GLI	ST191	02/92 - 10/98	F	V	<b>142.771</b>	255	28	26	49,2	55	5
2.0 D	CT190	02/92 - 10/98	F	V	<b>142.985</b>	255	24,9	24	49,2	55	5
<b>Celica (A6)</b>											
1.6i	AA63	08/81 - 07/85	F	V	<b>142.976</b>	258	20	19	26	76	4
1.6i GT	AA63	08/81 - 07/85	F	V	<b>142.976</b>	258	20	19	26	76	4
2.0	RA60/61/SA63	08/81 - 07/85	F	V	<b>142.976</b>	258	20	19	26	76	4
	RA63	08/81 - 07/85	F	V	<b>142.976</b>	258	20	19	26	76	4
<b>Celica (T16)</b>											
1.6i 16V	AT160	08/85 - 08/89	F	V	<b>142.977</b>	243	22	21	47,2	54	4
2.0i 16V	ST162 with ABS	05/87 - 12/89	F	V	<b>142.637</b>	255	25	24	46,5	54	5
	ST162	08/85 - 12/89	R		<b>142.632</b>	269	10	9	64,7	55	5
2.0i 16V Turbo 4WD	ST165	05/87 - 01/90	F	V	<b>142.637</b>	255	25	24	46,5	54	5
<b>Celica (T18)</b>											
2.0i 16V	ST182	02/90 - 11/94	R		<b>142.632</b>	269	10	9	64,7	55	5
2.0i 16V GT	ST182	03/91 - 11/94	F	V	<b>142.770</b>	277	25	23	46,2	54	5
	ST182	03/91 - 11/94	R		<b>142.632</b>	269	10	9	64,7	55	5
2.0i 16V Turbo 4WD	ST185	02/90 - 11/94	F	V	<b>142.770</b>	277	25	23	46,2	54	5
	ST185	02/90 - 05/92	R		<b>142.632</b>	269	10	9	64,7	55	5
<b>Celica (T20)</b>											
1.8i 16V	AT200	11/93 - 11/99	F	V	<b>142.985</b>	255	24,9	24	49,2	55	5
	AT200	11/93 - 11/99	R		<b>142.677</b>	269	10	8	65	55	5
2.0i 16V	ST202	11/93 -	F	V	<b>142.678</b>	275	28	26	49,5	55	5
	ST202	11/93 -	R		<b>142.677</b>	269	10	8	65	55	5
<b>Celica (ZZT23)</b>											
1.8i 16V WT-WTL Sport		08/00 -	F	V	<b>142.689</b> •	275	25	23	50	55	5
		11/99 -	F	V	<b>142.985</b>	255	24,9	24	49,2	55	5
		11/99 -	R		<b>142.1204</b>	269	9	8	56	55	5
1.8i TS		09/99 -	F	V	<b>142.689</b> •	275	25	23	50	55	5
		09/99 -	R		<b>142.1204</b>	269	9	8	56	55	5
<b>Celica Supra</b>											
2.8i Supra	MA61	08/81 - 07/85	F	V	<b>142.976</b>	258	20	19	26	76	4
3.0i Supra	MA70	02/86 - 05/93	F	V	<b>142.778</b>	302	22	21	53,2	60	5
<b>Celica USA</b>											
Coupe' GT	5S-FE engine	09/89 - 10/93	F	V	<b>142.770</b>	277	25	23	46,2	54	5
Coupe'/Liftback	5S-FE engine	05/90 - 07/92	R		<b>142.632</b>	269	10	9	64,7	55	5
GT	5S-FE engine	05/94 - 12/95	R		<b>142.632</b>	269	10	9	64,7	55	5
GT/GTS		08/85 - 06/88	R		<b>142.632</b>	269	10	9	64,7	55	5
GTS		05/87 - 09/89	F	V	<b>142.637</b>	255	25	24	46,5	54	5
Liftback GT/GTS	5S-FE engine	11/91 - 12/92	F	V	<b>142.770</b>	277	25	23	46,2	54	5
Liftback GTS		01/89 - 04/90	R		<b>142.632</b>	269	10	9	64,7	55	5
Turbo		02/88 - 09/89	F	V	<b>142.637</b>	255	25	24	46,5	54	5



www.intercar.org

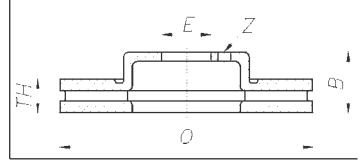
142 -&gt; HPD for high performance discs

142 -&gt; HPD per dischi freno ad alte prestazioni





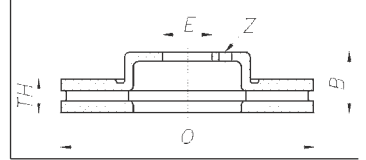
TOYOTA



Model	Year	F R	V D	CAR	Ø	TH	min TH	B	E	Z
Turbo Liftback 3S-GTE engine	09/89 - 10/93	F	V	<b>142.770</b>	277	25	23	46,2	54	5
All Models	08/85 - 12/89	F	V	<b>142.977</b>	243	22	21	47,2	54	4
<b>Corolla Verso (E12J) 02 - 04</b>										
1.4i 16V VVT-i	01/02 -	F	V	<b>142.1139</b>	255	25	23	49,2	55	4
1.6i 16V VVT-i	01/02 -	F	V	<b>142.1139</b>	255	25	23	49,2	55	4
1.8i 16V VVT-i	01/02 -	F	V	<b>142.642</b>	275	25	23	49,3	55	4
2.0 16V D-4D	01/02 -	F	V	<b>142.642</b>	275	25	23	49,3	55	4
All Models with 258 mm Discs	01/02 -	R		<b>142.1097</b>	258	9	8	55,5	55	4
with 269 mm Discs	01/02 -	R		<b>142.679</b>	269	9	8	55,5	55	4
with 279 mm Discs	01/02 -	R		<b>142.1280</b>	279	9	8	55,5	55	4
<b>Corolla Verso 04</b>										
1.6i 16V	04/04 -	F	V	<b>142.1140</b>	295	26	24	49,2	62	5
1.8i 16V	04/04 -	F	V	<b>142.1140</b>	295	26	24	49,2	62	5
2.0 16V D-4D	04/04 -	F	V	<b>142.1140</b>	295	26	24	49,2	62	5
2.2 16V D-4D	10/05 -	F	V	<b>142.1140</b>	295	26	24	49,2	62	5
All Models	04/04 -	R		<b>142.1141</b>	290	10	8,5	56,8	62	5
<b>Corolla/SW (E1/2/3/4/5) 70 - 78</b>										
1.2 KE30/35/36/37/50	04/74 - 12/78	F		<b>142.921</b>	218	10	9	30	64	4
1.3 KE38/55	03/74 - 12/79	F		<b>142.921</b>	218	10	9	30	64	4
1.6 KE30/47-TE30/47/51	04/74 - 12/78	F		<b>142.921</b>	218	10	9	30	64	4
<b>Corolla/SW (E8) 84 - 88</b>										
1.3 AE80/EE80	02/84 - 05/88	F		<b>142.979</b>	243	13,5	12,5	47,4	54	4
1.6 AE82	02/84 - 05/88	F		<b>142.979</b>	243	13,5	12,5	47,4	54	4
1.6i 16V GTI AE82	03/85 - 04/87	F	V	<b>142.980</b>	243	18	17	47,2	54	4
1.8 DS CE80	02/84 - 05/88	F		<b>142.979</b>	243	13,5	12,5	47,4	54	4
<b>Corolla/SW (E9) 88 - 92</b>										
1.3 EE90	06/87 - 05/92	F		<b>142.639</b>	238	12	11	48,2	54	4
1.3i 12V EE90	06/87 - 05/92	F		<b>142.639</b>	238	12	11	48,2	54	4
EE90	09/89 - 05/92	F	V	<b>142.978</b>	238	18	17	48,2	54	4
1.6i 16V AE92 exc. GTI	05/87 - 05/92	F	V	<b>142.978</b>	238	18	17	48,2	54	4
1.6i 16V 4WD AE95	05/87 - 05/92	F	V	<b>142.978</b>	238	18	17	48,2	54	4
AE95	05/87 - 05/92	R		<b>142.774</b>	242	9	8	36,5	54	4
1.6i 16V GTI AE92	05/87 - 11/91	F	V	<b>142.978</b>	238	18	17	48,2	54	4
AE92	05/87 - 11/91	R		<b>142.774</b>	242	9	8	36,5	54	4
1.8 D CE90	02/87 - 05/92	F	V	<b>142.978</b>	238	18	17	48,2	54	4
<b>Corolla/SW (E10) 92 - 97</b>										
1.3i 16V EE101/111	05/92 - 02/00	F	V	<b>142.984</b> •	255	22	20	48,1	55	4
1.6i 16V AE101/111	05/92 - 02/00	F	V	<b>142.984</b> •	255	22	20	48,1	55	4
1.8i 16V AE102	05/92 - 04/97	F	V	<b>142.984</b> •	255	22	20	48,1	55	4
2.0 D CE100/110	05/92 - 02/00	F	V	<b>142.984</b> •	255	22	20	48,1	55	4
<b>Corolla/SW (E11U) 97 - 02</b>										
1.4 16V	04/97 - 02/00	F	V	<b>142.984</b> •	255	22	20	48,1	55	4
1.6	04/97 - 02/00	F	V	<b>142.984</b> •	255	22	20	48,1	55	4
1.6 16V	02/00 - 01/02	F	V	<b>142.984</b> •	255	22	20	48,1	55	4
1.8i 16V AE115	05/97 - 02/00	F	V	<b>142.984</b> •	255	22	20	48,1	55	4
1.9 D	02/00 - 01/02	F	V	<b>142.984</b> •	255	22	20	48,1	55	4
2.0 D	04/97 - 02/00	F	V	<b>142.984</b> •	255	22	20	48,1	55	4
2.0 D-4D	02/00 - 01/02	F	V	<b>142.984</b> •	255	22	20	48,1	55	4
All Models with 240 mm Discs	04/97 - 02/00	R		<b>142.1258</b>	240	10	9	59,6	55	4
with 266 mm Discs	04/97 - 02/00	R		<b>142.1300</b>	266	9	8	36,2	55	4
<b>Corolla/SW (E12U) 02</b>										
1.4i 16V VVT-i	01/02 -	F	V	<b>142.1139</b>	255	25	23	49,2	55	4
1.6i 16V VVT-i	01/02 -	F	V	<b>142.1139</b>	255	25	23	49,2	55	4
1.8i 16V VVT-i	01/02 -	F	V	<b>142.1142</b>	275	25	23	49,2	55	4
2.0 16V D-4D	01/02 -	F	V	<b>142.1142</b>	275	25	23	49,2	55	4
All Models with 258 mm Discs	01/02 -	R		<b>142.1097</b>	258	9	8	55,5	55	4
with 269 mm Discs	01/02 -	R		<b>142.679</b>	269	9	8	55,5	55	4
with 279 mm Discs	01/02 -	R		<b>142.1280</b>	279	9	8	55,5	55	4
<b>Corona</b>										
1.6 AT151	10/83 - 11/87	F	V	<b>142.977</b>	243	22	21	47,2	54	4
1.8 ST150	10/83 - 11/87	F	V	<b>142.977</b>	243	22	21	47,2	54	4
2.0 ST151	10/83 - 11/87	F	V	<b>142.977</b>	243	22	21	47,2	54	4



TOYOTA



Model		Year	F R	V D	CAR	Ø	TH	min TH	B	E	Z
<b>iQ (AJ1) 09</b>											
1.0		01/09 -	F	V	<b>142.1453</b>	255	20	18	46,2	55	4
1.33		01/09 -	F	V	<b>142.1453</b>	255	20	18	46,2	55	4
1.4 TD		01/09 -	F	V	<b>142.1453</b>	255	20	18	46,2	55	4
All Models		01/09 -	R		<b>142.1301</b>	259	9	7,5	30,3	55	4
<b>MR2</b>											
1.8i 16V VVTi	ZW30	01/00 -	F	V	<b>142.987</b> •	255	20	18	43,1	55	4
<b>Pick-up</b>											
Std. Model 5Q.li	exc. H.D. e 4WD	05/83 - 11/94	F	V	<b>142.772</b>	248	22	21	46	84	5
<b>Picnic</b>											
2.0i 16V	XM1	05/96 -	F	V	<b>142.923</b>	255	28	26	49,2	62	5
2.2 TD	XM1	05/96 -	F	V	<b>142.923</b>	255	28	26	49,2	62	5
<b>Previa</b>											
2.0 TDI D-4D	ACR3	03/01 -	F	V	<b>142.777</b>	275	28	26	49,3	62	5
2.4	ACR50	10/05 -	F	V	<b>142.1530</b>	296	28	25	49,2	62	5
	TCR10/20 XL	05/90 - 08/00	F	V	<b>142.983</b>	255	25	23	52,7	62	5
2.4 4WD	TCR10/20 XL	05/90 - 08/00	F	V	<b>142.983</b>	255	25	23	52,7	62	5
2.4i 16V	ACR3	06/00 -	F	V	<b>142.777</b>	275	28	26	49,3	62	5
	TCR11/21 with ABS	05/90 - 05/00	F	V	<b>142.773</b>	271	25	23	52,5	62	5
	TCR11/21	05/90 - 05/00	R	V	<b>142.865</b>	291	18	17	68,4	60	5
3.5	GRS50	11/06 -	F	V	<b>142.1530</b>	296	28	25	49,2	62	5
All Models		03/01 -	R		<b>142.1201</b>	291	12	10,5	68,4	62	5
<b>Previa USA</b>											
All Models	with ABS and rear Discs	05/90 -	F	V	<b>142.773</b>	271	25	23	52,5	62	5
<b>Prius</b>											
1.5 16V	NHW11	05/00 - 01/04	F	V	<b>142.1233</b>	255	25	23	49,2	55	4
	NHW11	05/00 - 01/04	R		<b>142.1204</b>	269	9	8	56	55	5
1.5 16V VVT-i	DOHC	01/02 -	F	V	<b>142.1615</b>	254	22	20	50	55	5
	DOHC	01/02 -	R		<b>142.679</b>	269	9	8	55,5	55	4
1.5 Hybrid		01/04 -	F	V	<b>142.1233</b>	255	25	23	49,2	55	4
1.8 Hybrid	ZVW30	01/09 -	F	V	<b>142.985</b>	255	24,9	24	49,2	55	5
	ZVW30	01/09 -	R		<b>142.1540</b>	259	9	7,5	30,2	55	5
<b>Sienna</b>											
		08/98 -	F	V	<b>142.777</b>	275	28	26	49,3	62	5
<b>Space Cruiser</b>											
2.0	YR21	11/85 - 12/90	F	V	<b>142.634</b>	255	20	19	41,7	74	4
2.2i	YR22	11/85 - 12/90	F	V	<b>142.634</b>	255	20	19	41,7	74	4
2.0 D	CR28	11/85 - 12/90	F	V	<b>142.634</b>	255	20	19	41,7	74	4
<b>Starlet</b>											
1.3	EP71 Sweden models	07/84 - 11/90	F	V	<b>142.619</b>	226	16	15	41,5	54	4
1.3 Sport	EP71/74	07/84 - 10/89	F	V	<b>142.619</b>	226	16	15	41,5	54	4
<b>Supra</b>											
3.0i 24V	MA70	02/86 - 05/93	F	V	<b>142.778</b>	302	22	21	53,2	60	5
	MA70	02/86 - 05/93	R	V	<b>142.865</b>	291	18	17	68,4	60	5
3.0i Turbo	MA70	02/86 - 05/93	R	V	<b>142.865</b>	291	18	17	68,4	60	5
<b>Tercel</b>											
1.3		05/79 - 06/82	F		<b>142.924</b>	226	10	9	30	76	4
		07/82 - 12/87	F		<b>142.925</b> •	243	11	10	39,1	54	4
1.5		07/82 - 12/87	F		<b>142.925</b> •	243	11	10	39,1	54	4
1.6i 16V 4WD	AE95	05/87 - 11/92	R		<b>142.774</b>	242	9	8	36,5	54	4
1.6i 16V SW 4WD	AE95	05/87 - 11/92	R		<b>142.774</b>	242	9	8	36,5	54	4
<b>Verso 09</b>											
1.6		04/09 -	F	V	<b>142.1542</b>	295	26	23	49,1	62	5
1.8		04/09 -	F	V	<b>142.1542</b>	295	26	23	49,1	62	5
2.0 D-4D		04/09 -	F	V	<b>142.1542</b>	295	26	23	49,1	62	5
2.2 D-4D		04/09 -	F	V	<b>142.1532</b>	320	26	23	49,3	62	5
2.2 D-CAT		04/09 -	F	V	<b>142.1532</b>	320	26	23	49,3	62	5
All Models		04/09 -	R		<b>142.1559</b>	297	11	9	58,5	62	5
<b>Verso S 10</b>											
1.33		11/10 -	F	V	<b>142.1564</b>	275	22	19	46,5	55	5
1.4 D-4D		11/10 -	F	V	<b>142.1564</b>	275	22	19	46,5	55	5
All Models		11/10 -	R		<b>142.1540</b>	259	9	7,5	30,2	55	5



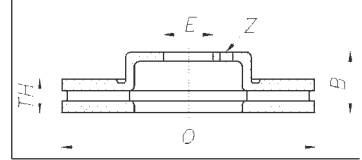
www.intercar.org

142 -&gt; HPD for high performance discs

142 -&gt; HPD per dischi freno ad alte prestazioni



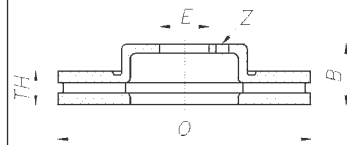
TOYOTA



Model		Year	F R	V D	CAR	Ø	TH	min TH	B	E	Z
<b>Yaris 99</b>											
1.0i 16V		06/99 -	F	V	<b>142.986</b>	235	18	16	43,1	55	4
	SCP10 optional	06/99 -	F	V	<b>142.987 •</b>	255	20	18	43,1	55	4
1.3i 16V		06/99 -	F	V	<b>142.986</b>	235	18	16	43,1	55	4
	NCP10 optional	06/99 -	F	V	<b>142.987 •</b>	255	20	18	43,1	55	4
1.5i 16V T Sport	NCP13	01/01 -	F	V	<b>142.987 •</b>	255	20	18	43,1	55	4
1.4 TDI D-4D	NCP10	01/99 -	F	V	<b>142.987 •</b>	255	20	18	43,1	55	4
All Models	with ABS	06/99-	R		<b>142.679</b>	269	9	8	55,5	55	4
<b>Yaris 06</b>											
1.0 VVT-i	Japan	01/06 -	F	V	<b>142.1332</b>	255	22	19	46,3	55	4
1.3 VVT-i	Japan	01/06 -	F	V	<b>142.1332</b>	255	22	19	46,3	55	4
1.4 D-4D	Japan	01/06 -	F	V	<b>142.1332</b>	255	22	19	46,3	55	4
All Models	France with 258 mm Discs	01/06 -	F	V	<b>142.1438</b>	258	22	20	46	55	4
	with 275 mm Discs	01/06 -	F	V	<b>142.1406</b>	275	22	19	46,5	55	4
		01/06 -	R		<b>142.1301</b>	259	9	7,5	30,3	55	4
	with 278 mm Discs	01/06 -	R		<b>142.1440</b>	278	9	7	24,7	55	4
<b>Yaris Verso 99</b>											
1.3i 16V	NCP20/30	06/99 -	F	V	<b>142.987 •</b>	255	20	18	43,1	55	4
	NCP22	06/99 -	F	V	<b>142.986</b>	235	18	16	43,1	55	4
1.4 TDI D-4D	NCP21/31	01/01 -	F	V	<b>142.987 •</b>	255	20	18	43,1	55	4
1.5i 16V	NCP21/31	01/01 -	F	V	<b>142.987 •</b>	255	20	18	43,1	55	4
All Models	with ABS	06/99 -	R		<b>142.679</b>	269	9	8	55,5	55	4
<b>TOYOTA Mpv - Suv - Off road</b>											
<b>4 Runner</b>											
2.0i	YN60	08/83 - 07/88	F		<b>142.932</b>	302	12,7	11,5	48	100	6
2.4	RN61	08/88 - 09/91	F	V	<b>142.928</b>	289	20	18	64,5	100	6
	RN61	10/91 - 12/95	F	V	<b>142.934</b>	291	25	24	65,8	100	6
3.0i	VZN130	08/89 - 09/91	F	V	<b>142.928</b>	289	20	18	64,5	100	6
	VZN130	10/91 - 12/95	F	V	<b>142.934</b>	291	25	24	65,8	100	6
2.4 D	LN60	08/83 - 07/88	F		<b>142.932</b>	302	12,7	11,5	48	100	6
2.4 TD	LN130	08/88 - 09/91	F	V	<b>142.928</b>	289	20	18	64,5	100	6
	LN130	10/91 - 12/95	F	V	<b>142.934</b>	291	25	24	65,8	100	6
2.8 D		08/88 - 09/91	F	V	<b>142.928</b>	289	20	18	64,5	100	6
		10/91 - 12/95	F	V	<b>142.934</b>	291	25	24	65,8	100	6
3.0 TD	KZN130	06/93 - 12/95	F	V	<b>142.934</b>	291	25	24	65,8	100	6
<b>Land Cruiser 80 (_J8_)</b>											
4.0	FJ80	07/92 - 12/97	F	V	<b>142.647</b>	311	32	30	58	105	6
4.5i 24V	FZJ80	07/92 - 12/97	F	V	<b>142.647</b>	311	32	30	58	105	6
4.2 TD	HDJ80	07/92 - 01/98	F	V	<b>142.647</b>	311	32	30	58	105	6
4.2 TD 24V	HDJ80	07/95 - 01/98	F	V	<b>142.647</b>	311	32	30	58	105	6
<b>Land Cruiser 90 (_J9_)</b>											
3.4	VZJ90/95	04/96 -	F	V	<b>142.691</b>	319	22	20	70,3	108	6
3.0 D-4D		10/00 -	F	V	<b>142.691</b>	319	22	20	70,3	108	6
3.0 TD	KZJ90/95	04/96 - 07/00	F	V	<b>142.691</b>	319	22	20	70,3	108	6
All Models		04/96 -	R	V	<b>142.1282</b>	312	18	16	68	106	6
<b>Land Cruiser 100 (_J10_)</b>											
4.7		02/02 -	F	V	<b>142.1042</b>	313	32	30	70	115	5
4.7i V8 32V	UZJ100	02/98 -	F	V	<b>142.1042</b>	313	32	30	70	115	5
4.2 TD 24V	HDJ100	02/98 -	F	V	<b>142.1042</b>	313	32	30	70	115	5
<b>Land Cruiser 150 (J15_)</b>											
4.0 V6 VVTI		03/10 -	F	V	<b>142.1650</b>	338	32	29	68,6	107,9	6
3.0 D-4D		03/10 -	F	V	<b>142.1650</b>	338	32	29	68,6	107,9	6
<b>Land Cruiser</b>											
2.4	RJ70/73	11/84 - 10/96	F	V	<b>142.927 •</b>	302	20	19	48	100	6
4.0	FJ70/73/75	11/84 - 10/96	F	V	<b>142.927 •</b>	302	20	19	48	100	6
4.3	FJ40/43/45	08/80 - 04/86	F	V	<b>142.927 •</b>	302	20	19	48	100	6
2.4 D	LJ70/73	01/90 - 10/96	F	V	<b>142.927 •</b>	302	20	19	48	100	6
	LJ70/73	11/84 - 12/89	F		<b>142.932</b>	302	12,7	11,5	48	100	6
2.4 TD	LJ70/73	01/90 - 10/96	F	V	<b>142.927 •</b>	302	20	19	48	100	6
	LJ70/73	11/84 - 12/89	F		<b>142.932</b>	302	12,7	11,5	48	100	6
3.0 D	BJ40/43	08/80 - 04/86	F	V	<b>142.927 •</b>	302	20	19	48	100	6



# TOYOTA



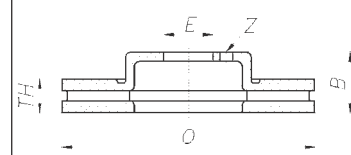
Model		Year	F R	V D	<b>CAR</b>	Ø	TH	min TH	B	E	Z
3.0 TD	KZJ70	02/93 - 10/96	F	V	<b>142.927</b> •	302	20	19	48	100	6
3.4 D	BJ42/45/46	08/80 - 04/86	F	V	<b>142.927</b> •	302	20	19	48	100	6
	BJ70/71/73/75	11/84 - 12/89	F	V	<b>142.927</b> •	302	20	19	48	100	6
3.4 TD	BJ70/71/73/75	11/84 - 12/89	F	V	<b>142.927</b> •	302	20	19	48	100	6
3.5 D	PZJ70	01/90 - 10/96	F	V	<b>142.927</b> •	302	20	19	48	100	6
4.0 D	HJ47	08/80 - 04/86	F	V	<b>142.927</b> •	302	20	19	48	100	6
4.2 D	70-400	10/96 -	F	V	<b>142.927</b> •	302	20	19	48	100	6
	HZJ70	01/90 - 10/96	F	V	<b>142.927</b> •	302	20	19	48	100	6
<b>Land Cruiser (J12_) 03</b>											
4.0	J12	01/03 -	F	V	<b>142.1281</b>	338	28	26	67,5	108	6
3.0 D-4D	J12	01/03 -	F	V	<b>142.1281</b>	338	28	26	67,5	108	6
All Models		01/03 -	R	V	<b>142.1282</b>	312	18	16	68	106	6
<b>Land Cruiser (J20_) 08</b>											
4.7 V8		01/08 -	F	V	<b>142.1502</b>	340	32	30	84	112	5
4.5 D V8		01/08 -	F	V	<b>142.1502</b>	340	32	30	84	112	5
All Models		01/08 -	R	V	<b>142.1503</b>	345	18	16	77	112	5
<b>Land Cruiser Colorado</b>											
3.4	VZJ90/95	04/96 -	F	V	<b>142.691</b>	319	22	20	70,3	108	6
		04/96 - 07/00	R	V	<b>142.1282</b>	312	18	16	68	106	6
3.0 TD	VZJ90/95	04/96 - 07/00	F	V	<b>142.691</b>	319	22	20	70,3	108	6
		04/96 - 07/00	R	V	<b>142.1282</b>	312	18	16	68	106	6
<b>Land Cruiser SW</b>											
3.4	VZJ90/95	04/96 -	F	V	<b>142.691</b>	319	22	20	70,3	108	6
3.0 TD	VZJ90/95	04/96 - 07/00	F	V	<b>142.691</b>	319	22	20	70,3	108	6
3.4 D	BJ60/61	08/80 - 12/89	F	V	<b>142.927</b> •	302	20	19	48	100	6
4.0 D	HJ60	08/80 - 12/89	F	V	<b>142.927</b> •	302	20	19	48	100	6
4.0 TD	DJ80	01/90 - 06/92	F	V	<b>142.646</b>	286	25	23	58	105	6
	HJ61	08/80 - 12/89	F	V	<b>142.927</b> •	302	20	19	48	100	6
4.2 TD	DJ80	01/90 - 06/92	F	V	<b>142.646</b>	286	25	23	58	105	6
<b>Rav 4 I/Funcruiser</b>											
2.0i 16V	SXA10/11	05/94 - 06/00	F	V	<b>142.981</b>	302	18	16	46,2	62	5
<b>Rav 4 II</b>											
1.8 VVTi	XA2	02/01 -	F	V	<b>142.683</b>	275	25	23	49,2	62	5
2.0 16V VVT-i	XA2	06/00 -	F	V	<b>142.683</b>	275	25	23	49,2	62	5
	XA2 long wheelbase	06/00 -	F	V	<b>142.683</b>	275	25	23	49,2	62	5
2.0 TDI D-4D	XA2	09/01 -	F	V	<b>142.683</b>	275	25	23	49,2	62	5
	XA2 long wheelbase	09/01 -	F	V	<b>142.683</b>	275	25	23	49,2	62	5
All Models		06/00 -	R		<b>142.1257</b>	303	9	8	62,1	62	5
<b>Rav 4 III</b>											
2.0 VVT-i		03/06 -	F	V	<b>142.1416</b>	275	25	22	46,5	62	5
2.0 D-4D		03/06 -	F	V	<b>142.1416</b>	275	25	22	46,5	62	5
2.0 D-Cat		03/06 -	F	V	<b>142.1416</b>	275	25	22	46,5	62	5
All Models	with 296 mm Discs	03/06 -	F	V	<b>142.1302</b>	296	28	26	50	62	5
		03/06 -	R		<b>142.1303</b>	281	12	10,5	55	62	5
<b>Urban Cruiser</b>											
1.3 VVT-i		05/09 -	F	V	<b>142.1564</b>	275	22	19	46,5	55	5
		05/09 -	R		<b>142.1565</b>	259	9	7,5	41	55	5
1.4 D-4D		05/09 -	F	V	<b>142.1564</b>	275	22	19	46,5	55	5
		05/09 -	R		<b>142.1565</b>	259	9	7,5	41	55	5
<b>TOYOTA Light commercial</b>											
<b>Dyna 100</b>											
1.8	YH81	02/85 - 10/95	F	V	<b>142.935</b>	257	25	24	46,5	84	5
2.4 D	LH80	02/85 - 10/95	F	V	<b>142.935</b>	257	25	24	46,5	84	5
	LY100	11/95 -	F	V	<b>142.935</b>	257	25	24	46,5	84	5
<b>Hi Ace I/II</b>											
1.8	YH50/60	05/83 - 06/88	F	V	<b>142.935</b>	257	25	24	46,5	84	5
2.0	YH51/61/71	05/82 - 08/87	F	V	<b>142.935</b>	257	25	24	46,5	84	5
2.2 D	LH50/60	05/83 - 06/84	F	V	<b>142.935</b>	257	25	24	46,5	84	5
2.4 D	LH51/61/71	05/84 - 06/88	F	V	<b>142.935</b>	257	25	24	46,5	84	5
<b>Hi Ace III</b>											
2.0	RZH102	08/89 - 08/95	F	V	<b>142.641</b>	255	25	23	46,5	84	5



www.intercar.org  
 142 -> HPD for high performance discs  
 142 -> HPD per dischi freno ad alte prestazioni



# TOYOTA

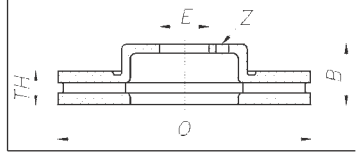


Model		Year	F	V	CAR	Ø	TH	min TH	B	E	Z
2.4	RZH103	08/89 - 08/95	F	V	<b>142.641</b>	255	25	23	46,5	84	5
2.4 4WD		08/89 - 08/95	F	V	<b>142.641</b>	255	25	23	46,5	84	5
2.4 D		10/93 - 08/95	F	V	<b>142.641</b>	255	25	23	46,5	84	5
	LH102	08/89 - 08/95	F	V	<b>142.641</b>	255	25	23	46,5	84	5
<b>Hi Ace IV</b>											
2.4	RCH12	08/95 -	F	V	<b>142.682</b>	285	28	26	45,5	84	6
2.4 D	LXH12	08/95 -	F	V	<b>142.682</b>	285	28	26	45,5	84	6
2.4 TD	LXH12L	08/95 -	F	V	<b>142.682</b>	285	28	26	45,5	84	6
<b>Hi Ace V</b>											
2.5 D-4D		09/06 -	F	V	<b>142.682</b>	285	28	26	45,5	84	6
2.5 D-4D 4WD		09/06 -	F	V	<b>142.682</b>	285	28	26	45,5	84	6
<b>Hi Lux I</b>											
1.8	YN56	08/83 - 10/88	F	V	<b>142.935</b>	257	25	24	46,5	84	5
2.0 4WD	RN36/46	08/80 - 07/83	F		<b>142.932</b>	302	12,7	11,5	48	100	6
	YN65/67	08/83 - 12/88	F		<b>142.932</b>	302	12,7	11,5	48	100	6
2.2 4WD	YN65/67	08/83 - 12/88	F		<b>142.932</b>	302	12,7	11,5	48	100	6
2.2 D	LN50/51/55/56	08/83 - 10/88	F	V	<b>142.935</b>	257	25	24	46,5	84	5
2.2 D 4WD	LN36/46	03/81 - 07/83	F		<b>142.932</b>	302	12,7	11,5	48	100	6
2.4 D	LN50/51/55/56	08/83 - 10/88	F	V	<b>142.935</b>	257	25	24	46,5	84	5
2.4 D 4WD	LN60/65	05/84 - 12/88	F		<b>142.932</b>	302	12,7	11,5	48	100	6
<b>Hi Lux II</b>											
	LN105	11/88 -	F	V	<b>142.929</b> •	302	20	19	48	100	6
1.8	YN85/90	11/88 - 06/97	F	V	<b>142.935</b>	257	25	24	46,5	84	5
2.4 D	LN145	07/97 -	F	V	<b>142.935</b>	257	25	24	46,5	84	5
	LN85/90	11/88 - 06/97	F	V	<b>142.935</b>	257	25	24	46,5	84	5
2.4 D 4WD	RZN168/173	07/97 -	F	V	<b>142.928</b>	289	20	18	64,5	100	6
2.4 TD 4WD	LN150	07/97 -	F	V	<b>142.935</b>	257	25	24	46,5	84	5
	LN165/170	07/97 -	F	V	<b>142.928</b>	289	20	18	64,5	100	6
2.5 D-4D		11/01 -	F	V	<b>142.935</b>	257	25	24	46,5	84	5
2.5 D-4D 4WD		11/01 -	F	V	<b>142.928</b>	289	20	18	64,5	100	6
<b>Hi Lux III</b>											
2.5 D 4WD		08/05 -	F	V	<b>142.1609</b>	297	25	23,5	67,4	108	6
2.5 D-4D		06/06 -	F	V	<b>142.1626</b>	257	28	26	59	62	5
2.5 D-4D 4WD		12/07 -	F	V	<b>142.1609</b>	297	25	23,5	67,4	108	6
3.0 D-4D 4WD		12/07 -	F	V	<b>142.1609</b>	297	25	23,5	67,4	108	6
<b>Lite Ace</b>											
1.5 Van	KM30/31/36/37	11/85 - 09/92	F	V	<b>142.634</b>	255	20	19	41,7	74	4
1.8 D Van	CM35	11/85 - 09/92	F	V	<b>142.634</b>	255	20	19	41,7	74	4
2.0 D Van	CM36	05/88 - 09/92	F	V	<b>142.634</b>	255	20	19	41,7	74	4
<b>Model F</b>											
2.0	YR21	11/85 - 09/90	F	V	<b>142.634</b>	255	20	19	41,7	74	4
2.2i	YR22	11/85 - 09/90	F	V	<b>142.634</b>	255	20	19	41,7	74	4
2.0 D	CR28	11/85 - 09/90	F	V	<b>142.634</b>	255	20	19	41,7	74	4

## VOLKSWAGEN

### Bora/Variant

1.4i 16V	Ch -1JX400000	09/98 -	F	V	<b>142.746</b> •	256	22	19	36,7	65	5
	Ch 1JX400001-		F	V	<b>142.747</b> •	280	22	19	36,7	65	5
1.6i	Ch -1JX400000	09/98 -	F	V	<b>142.746</b> •	256	22	19	36,7	65	5
	Ch 1JX400001-		F	V	<b>142.747</b> •	280	22	19	36,7	65	5
	Variant	06/99 -	F	V	<b>142.747</b> •	280	22	19	36,7	65	5
1.6i 16V		08/99 -	F	V	<b>142.747</b> •	280	22	19	36,7	65	5
	Variant	06/99 -	F	V	<b>142.747</b> •	280	22	19	36,7	65	5
1.8i 20V		09/98 -	F	V	<b>142.747</b> •	280	22	19	36,7	65	5
1.8i 20V Turbo		09/00 -	F	V	<b>142.748</b>	288	25	22	34,6	65	5
1.8i 4-motion		02/99 -	F	V	<b>142.747</b> •	280	22	19	36,7	65	5
2.0i		09/98 -	F	V	<b>142.747</b> •	280	22	19	36,7	65	5
2.3i V5		09/98 -	F	V	<b>142.748</b>	288	25	22	34,6	65	5
	16" wheels	08/98 -	F	V	<b>142.722</b>	312	25	23	34,2	65	5
		09/98 -	R	V	<b>142.726</b> •	256	22	20	36,6	65	5
2.3i V5 4-motion		02/99 -	F	V	<b>142.748</b>	288	25	22	34,6	65	5
		02/99 -	R	V	<b>142.726</b> •	256	22	20	36,6	65	5

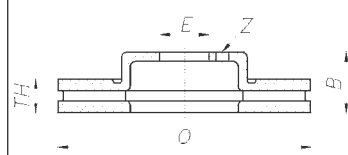


Model	Year	F R	V D	<b>CAR</b>	Ø	TH	min TH	B	E	Z
2.8i V6 4-motion	02/99 -	F	V	<b>142.722</b>	312	25	23	34,2	65	5
	02/99 -	R	V	<b>142.726</b> •	256	22	20	36,6	65	5
1.9 SDI	Ch -1JX400000	F	V	<b>142.746</b> •	256	22	19	36,7	65	5
	Ch 1JX400001-	F	V	<b>142.747</b> •	280	22	19	36,7	65	5
1.9 TDI	66/74/81/85 Kw	F	V	<b>142.747</b> •	280	22	19	36,7	65	5
	96/110 Kw	F	V	<b>142.748</b>	288	25	22	34,6	65	5
1.9 TDI 4-motion		F	V	<b>142.747</b> •	280	22	19	36,7	65	5
All Models	4-motion exc. 2.3-2.5	R		<b>142.290</b> •	239	9	7	33,5	65	5
	exc. 2.3	R		<b>142.749</b> •	230	9	7	40,6	65	5
<b>Corrado</b>										
1.8i 16V	04/89 - 07/92	F	V	<b>142.703</b> •	256	20	18	38,8	65	4
	04/89 - 07/92	R		<b>142.724</b> •	226	10	8	71,2	39,9	4
1.8i G60	10/88 - 09/93	F	V	<b>142.741</b> •	280	22	20	39,5	65	4
	10/88 - 09/93	R		<b>142.724</b> •	226	10	8	71,2	39,9	4
2.0i	04/93 - 07/95	F	V	<b>142.703</b> •	256	20	18	38,8	65	4
	04/93 - 07/95	R		<b>142.724</b> •	226	10	8	71,2	39,9	4
2.0i 16V	08/91 - 07/95	F	V	<b>142.703</b> •	256	20	18	38,8	65	4
	08/91 - 07/95	R		<b>142.724</b> •	226	10	8	71,2	39,9	4
2.9i VR6	08/91 - 07/95	F	V	<b>142.711</b> •	280	22	20	28,5	65	5
	09/91 - 07/95	R		<b>142.716</b> •	226	10	8	71,2	39,9	5
<b>Dasher 74 - 83</b>										
	01/74 - 09/78	F		<b>142.720</b> •	239	12	10	35	65	4
<b>Derby 77 - 88</b>										
0.9	01/77 - 09/81	F		<b>142.700</b> •	239	8	7	44	65	4
1.0	10/81 - 12/88	F		<b>142.705</b> •	239	10	8	38,9	65	4
1.1	01/77 - 09/81	F		<b>142.700</b> •	239	8	7	44	65	4
	10/81 - 12/88	F		<b>142.705</b> •	239	10	8	38,9	65	4
1.3	01/77 - 09/81	F		<b>142.700</b> •	239	8	7	44	65	4
	10/81 - 12/88	F		<b>142.705</b> •	239	10	8	38,9	65	4
1.3 D	08/86 - 12/88	F		<b>142.705</b> •	239	10	8	38,9	65	4
<b>Eos</b>										
All Models	with 288 mm Discs	F	V	<b>142.1021</b>	288	25	22	50	65	5
	with 312 mm Discs	F	V	<b>142.1023</b>	312	25	22	50	65	5
	with 345 mm Discs	F	V	<b>142.1025</b>	345	30	27	50	65	5
	with 253 mm Discs	R		<b>142.1022</b>	253	10	8	51,5	65	5
	with 272 mm Discs	R		<b>142.1575</b>	272	9,7	8	48,2	65	5
	with 310 mm Discs	R	V	<b>142.1026</b>	310	22	20	48,4	65	5
<b>Fox 05</b>										
1.2	05/05 -	F	V	<b>142.291</b>	239	18	16	35	65	5
1.4 16V	05/05 -	F	V	<b>142.746</b> •	256	22	19	36,7	65	5
1.4 TDI	05/05 -	F	V	<b>142.746</b> •	256	22	19	36,7	65	5
<b>Golf I 74 - 83</b>										
1.1	04/74 - 07/75	F		<b>142.710</b> •	239	12	10	35,4	65	4
	08/75 - 10/83	F		<b>142.705</b> •	239	10	8	38,9	65	4
1.3	08/79 - 10/83	F		<b>142.705</b> •	239	10	8	38,9	65	4
1.5	02/74 - 10/83	F		<b>142.710</b> •	239	12	10	35,4	65	4
1.6	08/75 - 10/83	F		<b>142.710</b> •	239	12	10	35,4	65	4
1.6 GTI	06/76 - 07/82	F	V	<b>142.715</b> •	239	20	18	39	65	4
1.8 GTI	08/82 - 10/83	F	V	<b>142.715</b> •	239	20	18	39	65	4
1.5 D	08/76 - 07/80	F		<b>142.705</b> •	239	10	8	38,9	65	4
1.6 D	08/80 - 10/83	F		<b>142.705</b> •	239	10	8	38,9	65	4
1.6 TD	03/82 - 10/83	F		<b>142.710</b> •	239	12	10	35,4	65	4
<b>Golf I/II Cabriolet 80 - 93</b>										
1.1	01/79 - 07/83	F		<b>142.705</b> •	239	10	8	38,9	65	4
1.3	08/83 - 07/86	F		<b>142.710</b> •	239	12	10	35,4	65	4
1.5	01/79 - 07/83	F		<b>142.710</b> •	239	12	10	35,4	65	4
1.6	08/83 - 12/92	F		<b>142.710</b> •	239	12	10	35,4	65	4
1.6 GLI	07/79 - 07/82	F	V	<b>142.715</b> •	239	20	18	39	65	4
1.8	08/82 - 08/93	F	V	<b>142.715</b> •	239	20	18	39	65	4
1.8i	08/82 - 08/93	F	V	<b>142.715</b> •	239	20	18	39	65	4
<b>Golf II 84 - 92</b>										
1.0	with ABS	F		<b>142.710</b> •	239	12	10	35,4	65	4

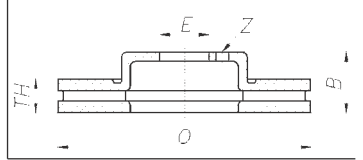




# VOLKSWAGEN



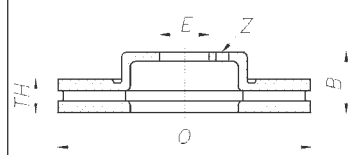
Model	Year	F R	V D	CAR	Ø	TH	min TH	B	E	Z
1.3	without ABS			<b>142.705</b> •	239	10	8	38,9	65	4
	with ABS			<b>142.710</b> •	239	12	10	35,4	65	4
	without ABS			<b>142.705</b> •	239	10	8	38,9	65	4
1.6	08/86 - 07/92			<b>142.710</b> •	239	12	10	35,4	65	4
	53 Kw			<b>142.705</b> •	239	10	8	38,9	65	4
	55 Kw			<b>142.710</b> •	239	12	10	35,4	65	4
1.8	01/84 - 07/92		V	<b>142.715</b> •	239	20	18	39	65	4
	62 Kw Ch 19JH560001- - 07/92		V	<b>142.715</b> •	239	20	18	39	65	4
	62 Kw without ABS			<b>142.710</b> •	239	12	10	35,4	65	4
	66 Kw Ch 19JH560001- - 07/92		V	<b>142.715</b> •	239	20	18	39	65	4
	66 Kw without ABS			<b>142.710</b> •	239	12	10	35,4	65	4
	62 Kw Ch 19JH480001- with ABS - 07/92	R		<b>142.724</b> •	226	10	8	71,2	39,9	4
	66 Kw Ch 19JH480001- with ABS - 07/92	R		<b>142.724</b> •	226	10	8	71,2	39,9	4
	1.8 Syncro 4-motion			<b>142.710</b> •	239	12	10	35,4	65	4
1.8i		V	<b>142.715</b> •	239	20	18	39	65	4	
1.8i G60	04/90 - 07/92		V	<b>142.741</b> •	280	22	20	39,5	65	4
	04/90 - 07/92	R		<b>142.724</b> •	226	10	8	71,2	39,9	4
1.8i GT	08/85 - 07/92		V	<b>142.715</b> •	239	20	18	39	65	4
	08/85 - 07/92	R		<b>142.724</b> •	226	10	8	71,2	39,9	4
1.8i GTI	01/84 - 07/92		V	<b>142.715</b> •	239	20	18	39	65	4
	01/84 - 07/92	R		<b>142.724</b> •	226	10	8	71,2	39,9	4
	Ch -1GKB075000		V	<b>142.715</b> •	239	20	18	39	65	4
	Ch 1GKB075001- - 07/92		V	<b>142.703</b> •	256	20	18	38,8	65	4
1.8i GTI 16V	Ch -1GKW240000		V	<b>142.715</b> •	239	20	18	39	65	4
	Ch 1GKW240001- - 07/92		V	<b>142.703</b> •	256	20	18	38,8	65	4
	02/86 - 07/92	R		<b>142.724</b> •	226	10	8	71,2	39,9	4
	04/89 - 07/92	F	V	<b>142.741</b> •	280	22	20	39,5	65	4
1.8i Rallye 4-motion	04/89 - 07/92	R		<b>142.705</b> •	239	10	8	38,9	65	4
	04/89 - 07/92	F	V	<b>142.741</b> •	280	22	20	39,5	65	4
	04/89 - 07/92	R		<b>142.705</b> •	239	10	8	38,9	65	4
1.8i Syncro G60 4-motion	04/89 - 07/92	F	V	<b>142.741</b> •	280	22	20	39,5	65	4
	04/89 - 07/92	R		<b>142.705</b> •	239	10	8	38,9	65	4
	04/89 - 07/92	R		<b>142.705</b> •	239	10	8	38,9	65	4
1.6 D			<b>142.705</b> •	239	10	8	38,9	65	4	
1.6 D Automatic			<b>142.710</b> •	239	12	10	35,4	65	4	
1.6 GTD			<b>142.710</b> •	239	12	10	35,4	65	4	
1.6 TD			<b>142.710</b> •	239	12	10	35,4	65	4	
<b>Golf III 93 - 97</b>										
1.4i	11/91 - 10/97			<b>142.710</b> •	239	12	10	35,4	65	4
	with ABS		V	<b>142.703</b> •	256	20	18	38,8	65	4
	with ABS		V	<b>142.715</b> •	239	20	18	39	65	4
1.6i	09/92 - 10/97			<b>142.710</b> •	239	12	10	35,4	65	4
	55 Kw with ABS		V	<b>142.703</b> •	256	20	18	38,8	65	4
	55 Kw with ABS		V	<b>142.715</b> •	239	20	18	39	65	4
1.6i Automatic	55 Kw			<b>142.702</b> •	256	12,9	11	39,2	65	4
	55 Kw with ABS		V	<b>142.703</b> •	256	20	18	38,8	65	4
1.6i CL			<b>142.702</b> •	256	12,9	11	39,2	65	4	
1.6i GL	74 Kw		V	<b>142.703</b> •	256	20	18	38,8	65	4
	74 Kw			<b>142.702</b> •	256	12,9	11	39,2	65	4
1.6i GT	74 Kw		V	<b>142.703</b> •	256	20	18	38,8	65	4
	74 Kw			<b>142.724</b> •	226	10	8	71,2	39,9	4
1.8i	55 Kw			<b>142.710</b> •	239	12	10	35,4	65	4
	55 Kw with ABS		V	<b>142.703</b> •	256	20	18	38,8	65	4
	55/66 Kw			<b>142.710</b> •	239	12	10	35,4	65	4
	66 Kw		V	<b>142.703</b> •	256	20	18	38,8	65	4
	66 Kw			<b>142.702</b> •	256	12,9	11	39,2	65	4
	06/96 - 10/97	F	V	<b>142.703</b> •	256	20	18	38,8	65	4
1.8i Automatic	06/96 - 10/97	F	V	<b>142.703</b> •	256	20	18	38,8	65	4
	Ch -1SW430000			<b>142.710</b> •	239	12	10	35,4	65	4
	Ch 1SW430001- 03/95 - 05/96			<b>142.702</b> •	256	12,9	11	39,2	65	4
1.8i GT	66 Kw		V	<b>142.703</b> •	256	20	18	38,8	65	4
	66 Kw			<b>142.724</b> •	226	10	8	71,2	39,9	4
1.8i Syncro 4-motion	Ch -1S089450			<b>142.710</b> •	239	12	10	35,4	65	4
	Ch 1S089451- - 10/97			<b>142.702</b> •	256	12,9	11	39,2	65	4
2.0i	11/94 - 10/97		V	<b>142.703</b> •	256	20	18	38,8	65	4
	11/94 - 10/97	R		<b>142.724</b> •	226	10	8	71,2	39,9	4



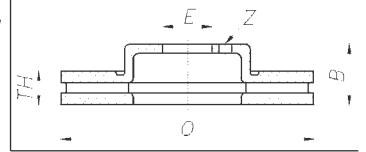
Model	Year	F R	V D	CAR	Ø	TH	min TH	B	E	Z	
2.0i GTI	05/96 - 10/97	F	V	<b>142.759</b>	288	25	23	28,5	65	5	
	11/91 - 04/96	F	V	<b>142.711</b> •	280	22	20	28,5	65	5	
	11/91 - 10/97	R		<b>142.716</b> •	226	10	8	71,2	39,9	5	
2.0i GTI 16V	05/96 - 10/97	F	V	<b>142.759</b>	288	25	23	28,5	65	5	
	08/92 - 04/96	F	V	<b>142.711</b> •	280	22	20	28,5	65	5	
	08/92 - 10/97	R		<b>142.716</b> •	226	10	8	71,2	39,9	5	
2.0i Syncro 4-motion	07/95 - 10/97	F	V	<b>142.703</b> •	256	20	18	38,8	65	4	
2.8i VR6	Ch -1S399999	01/92 - 10/97	F	V	<b>142.711</b> •	280	22	20	28,5	65	5
	Ch 1S400001-	02/94 - 05/97	F	V	<b>142.759</b>	288	25	23	28,5	65	5
	01/92 - 10/97	R		<b>142.716</b> •	226	10	8	71,2	39,9	5	
2.9i VR6 Syncro 4-motion	10/94 - 10/97	F	V	<b>142.759</b>	288	25	23	28,5	65	5	
1.9 D	11/91 - 10/97	F		<b>142.710</b> •	239	12	10	35,4	65	4	
	with ABS	07/95 - 09/96	F	V	<b>142.703</b> •	256	20	18	38,8	65	4
	with ABS	10/96 - 10/97	F	V	<b>142.715</b> •	239	20	18	39	65	4
1.9 D Ecomatic	Ch -1S246940	11/91 - 10/97	F		<b>142.710</b> •	239	12	10	35,4	65	4
	Ch 1S246941-	- 07/95	F	V	<b>142.703</b> •	256	20	18	38,8	65	4
1.9 SDI	with ABS	05/96 - 09/96	F	V	<b>142.703</b> •	256	20	18	38,8	65	4
	with ABS	10/96 - 10/97	F	V	<b>142.715</b> •	239	20	18	39	65	4
	without ABS	07/95 - 10/97	F		<b>142.710</b> •	239	12	10	35,4	65	4
1.9 TD	55 Kw with ABS	05/96 - 09/96	F	V	<b>142.703</b> •	256	20	18	38,8	65	4
	55 Kw with ABS	10/96 - 10/97	F	V	<b>142.715</b> •	239	20	18	39	65	4
	55 Kw without ABS	11/91 - 10/97	F		<b>142.710</b> •	239	12	10	35,4	65	4
1.9 TDI	66 Kw with ABS	05/96 - 10/97	F	V	<b>142.703</b> •	256	20	18	38,8	65	4
	66 Kw without ABS	10/93 - 10/97	F		<b>142.702</b> •	256	12,9	11	39,2	65	4
	81 Kw with red caliper	05/96 - 10/97	F	V	<b>142.759</b>	288	25	23	28,5	65	5
	81 Kw without red caliper	02/96 - 10/97	F	V	<b>142.703</b> •	256	20	18	38,8	65	4
	81 Kw with red caliper	02/96 - 10/97	R		<b>142.716</b> •	226	10	8	71,2	39,9	5
	81 Kw without red caliper	02/96 - 10/97	R		<b>142.724</b> •	226	10	8	71,2	39,9	4
1.9 TDI Syncro	66 Kw	03/95 - 10/97	F		<b>142.702</b> •	256	12,9	11	39,2	65	4
<b>Golf III Cabriolet 94</b>											
1.6i	Ch -1T030000	10/94 - 04/98	F		<b>142.702</b> •	256	12,9	11	39,2	65	4
1.8i	66 Kw Ch -1T030000	09/93 - 04/98	F		<b>142.702</b> •	256	12,9	11	39,2	65	4
	with ABS	09/95 - 04/98	F	V	<b>142.703</b> •	256	20	18	38,8	65	4
2.0i		09/93 - 04/98	F	V	<b>142.703</b> •	256	20	18	38,8	65	4
1.9 TDI	66 Kw Ch -1T030000	08/94 - 04/98	F		<b>142.702</b> •	256	12,9	11	39,2	65	4
<b>Golf III Variant 94 - 98</b>											
1.4i		07/93 - 10/98	F		<b>142.710</b> •	239	12	10	35,4	65	4
	with ABS	05/96 - 09/96	F	V	<b>142.703</b> •	256	20	18	38,8	65	4
	with ABS	10/96 - 10/98	F	V	<b>142.715</b> •	239	20	18	39	65	4
1.6i	55 Kw	07/94 - 10/98	F		<b>142.702</b> •	256	12,9	11	39,2	65	4
	55 Kw with ABS	05/96 - 09/96	F	V	<b>142.703</b> •	256	20	18	38,8	65	4
	55 Kw with ABS	10/96 - 10/98	F	V	<b>142.715</b> •	239	20	18	39	65	4
1.6i GT	74 Kw	05/96 - 10/98	F	V	<b>142.703</b> •	256	20	18	38,8	65	4
	74 Kw	05/96 - 10/98	R		<b>142.724</b> •	226	10	8	71,2	39,9	4
1.8i		07/93 - 10/98	F		<b>142.702</b> •	256	12,9	11	39,2	65	4
	with ABS	05/96 - 10/98	F	V	<b>142.703</b> •	256	20	18	38,8	65	4
1.8i Syncro	Ch -1SW369000	07/94 - 10/98	F		<b>142.710</b> •	239	12	10	35,4	65	4
	Ch 1SW369001-	- 10/98	F		<b>142.702</b> •	256	12,9	11	39,2	65	4
2.0i		07/93 - 10/98	F	V	<b>142.703</b> •	256	20	18	38,8	65	4
2.0i GT		05/96 - 10/98	F	V	<b>142.759</b>	288	25	23	28,5	65	5
		05/96 - 10/98	R		<b>142.716</b> •	226	10	8	71,2	39,9	5
2.0i Syncro 4-motion		07/95 - 10/98	F	V	<b>142.703</b> •	256	20	18	38,8	65	4
2.9i VR6 Syncro		07/95 - 10/98	F	V	<b>142.759</b>	288	25	23	28,5	65	5
1.9 D		07/93 - 10/98	F		<b>142.702</b> •	256	12,9	11	39,2	65	4
	with ABS	05/96 - 09/96	F	V	<b>142.703</b> •	256	20	18	38,8	65	4
	with ABS	10/96 - 10/98	F	V	<b>142.715</b> •	239	20	18	39	65	4
1.9 SDI		07/95 - 10/98	F		<b>142.702</b> •	256	12,9	11	39,2	65	4
	with ABS	05/96 - 09/96	F	V	<b>142.703</b> •	256	20	18	38,8	65	4
	with ABS	10/96 - 10/98	F	V	<b>142.715</b> •	239	20	18	39	65	4
1.9 TD	55 Kw	07/93 - 10/98	F		<b>142.702</b> •	256	12,9	11	39,2	65	4
	55 Kw with ABS	05/96 - 09/96	F	V	<b>142.703</b> •	256	20	18	38,8	65	4
	55 Kw with ABS	10/96 - 10/98	F	V	<b>142.715</b> •	239	20	18	39	65	4





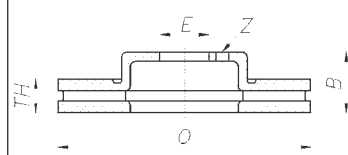


Model	Year	F R	V D	CAR	Ø	TH	min TH	B	E	Z	
1.9 TDI	66 Kw	07/93 - 10/98	F	V	<b>142.702</b> •	256	12,9	11	39,2	65	4
	66 Kw with ABS	05/96 - 10/98	F	V	<b>142.703</b> •	256	20	18	38,8	65	4
	81 Kw	02/96 - 10/98	F	V	<b>142.703</b> •	256	20	18	38,8	65	4
1.9 TDI Syncro 4-motion		07/95 - 10/98	F		<b>142.702</b> •	256	12,9	11	39,2	65	4
<b>Golf IV 98 - 03</b>											
1.4i 16V		10/97 -	F	V	<b>142.746</b> •	256	22	19	36,7	65	5
		10/97 -	R		<b>142.749</b> •	230	9	7	40,6	65	5
1.6i		10/97 -	F	V	<b>142.746</b> •	256	22	19	36,7	65	5
		10/97 -	R		<b>142.749</b> •	230	9	7	40,6	65	5
1.6i 16V		06/00 -	F	V	<b>142.746</b> •	256	22	19	36,7	65	5
		06/00 -	R		<b>142.749</b> •	230	9	7	40,6	65	5
1.8i 20V	92 Kw	10/97 -	F	V	<b>142.747</b> •	280	22	19	36,7	65	5
	92 Kw	10/97 -	R		<b>142.749</b> •	230	9	7	40,6	65	5
1.8i 4-motion	92 Kw	07/98 -	F	V	<b>142.747</b> •	280	22	19	36,7	65	5
	92 Kw	07/98 -	R		<b>142.290</b> •	239	9	7	33,5	65	5
1.8i Turbo GTI 20V		10/97 -	F	V	<b>142.748</b>	288	25	22	34,6	65	5
	110 Kw	10/97 -	R		<b>142.749</b> •	230	9	7	40,6	65	5
2.0i	85 Kw	07/98 -	F	V	<b>142.747</b> •	280	22	19	36,7	65	5
	85 Kw	08/98 -	R		<b>142.749</b> •	230	9	7	40,6	65	5
2.0i 4-motion		10/00 -	R		<b>142.290</b> •	239	9	7	33,5	65	5
2.3i V5		10/97 -	F	V	<b>142.748</b>	288	25	22	34,6	65	5
		10/97 -	R	V	<b>142.726</b> •	256	22	20	36,6	65	5
2.3i V5 4-motion		01/99 -	F	V	<b>142.748</b>	288	25	22	34,6	65	5
		01/99 -	R	V	<b>142.726</b> •	256	22	20	36,6	65	5
2.8i V6 4-motion		01/99 -	F	V	<b>142.722</b>	312	25	23	34,2	65	5
		01/99 -	R	V	<b>142.726</b> •	256	22	20	36,6	65	5
1.9 SDI		10/97 -	F	V	<b>142.746</b> •	256	22	19	36,7	65	5
		10/97 -	R		<b>142.749</b> •	230	9	7	40,6	65	5
1.9 TDI	66/74/81/85 Kw	10/97 -	F	V	<b>142.747</b> •	280	22	19	36,7	65	5
	96/110 Kw	09/00 -	F	V	<b>142.748</b>	288	25	22	34,6	65	5
		10/97 -	R		<b>142.749</b> •	230	9	7	40,6	65	5
1.9 TDI 4-motion		07/98 -	F	V	<b>142.747</b> •	280	22	19	36,7	65	5
		07/98 -	R		<b>142.290</b> •	239	9	7	33,5	65	5
<b>Golf IV Cabriolet 98</b>											
1.6i	Ch 1V000001-	05/98 - 06/00	F	V	<b>142.703</b> •	256	20	18	38,8	65	4
		04/98 - 06/00	R		<b>142.724</b> •	226	10	8	71,2	39,9	4
1.8i	55 Kw	08/98 - 09/00	F		<b>142.702</b> •	256	12,9	11	39,2	65	4
	66 Kw Ch 1V000001-	05/98 -	F	V	<b>142.703</b> •	256	20	18	38,8	65	4
		05/98 -	R		<b>142.724</b> •	226	10	8	71,2	39,9	4
	55 Kw	08/98 - 09/00	R		<b>142.724</b> •	226	10	8	71,2	39,9	4
2.0i		05/98 -	F	V	<b>142.703</b> •	256	20	18	38,8	65	4
		05/98 -	R		<b>142.724</b> •	226	10	8	71,2	39,9	4
1.9 TDI	66 Kw Ch 1V000001-	05/98 -	F	V	<b>142.703</b> •	256	20	18	38,8	65	4
	81 Kw	05/98 -	F	V	<b>142.703</b> •	256	20	18	38,8	65	4
	66/81 Kw	05/98 -	R		<b>142.724</b> •	226	10	8	71,2	39,9	4
<b>Golf IV Variant 99</b>											
1.4i 16V		01/99 -	F	V	<b>142.747</b> •	280	22	19	36,7	65	5
1.6i		01/99 -	F	V	<b>142.747</b> •	280	22	19	36,7	65	5
1.6i 16V		01/00 -	F	V	<b>142.747</b> •	280	22	19	36,7	65	5
1.8i 4-motion	92 Kw	07/98 -	R		<b>142.290</b> •	239	9	7	33,5	65	5
2.0i		01/99 -	F	V	<b>142.747</b> •	280	22	19	36,7	65	5
2.0i 4-motion		10/00 -	R		<b>142.290</b> •	239	9	7	33,5	65	5
2.3i V5		01/99 -	F	V	<b>142.748</b>	288	25	22	34,6	65	5
2.3i V5 4-motion		01/99 -	F	V	<b>142.722</b>	312	25	23	34,2	65	5
2.8i V6 4-motion		05/99 -	F	V	<b>142.722</b>	312	25	23	34,2	65	5
		05/99 -	R	V	<b>142.726</b> •	256	22	20	36,6	65	5
1.9 SDI		01/99 -	F	V	<b>142.747</b> •	280	22	19	36,7	65	5
1.9 TDI	66/74/81/85 Kw	01/99 -	F	V	<b>142.747</b> •	280	22	19	36,7	65	5
	96 Kw	06/01 -	F	V	<b>142.748</b>	288	25	22	34,6	65	5
1.9 TDI 4-motion		07/98 -	R		<b>142.290</b> •	239	9	7	33,5	65	5
All Models	exc. 4WD/2.3 V5	01/99 -	R		<b>142.749</b> •	230	9	7	40,6	65	5

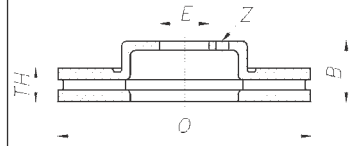


Model		Year	F	V	<b>CAR</b>	Ø	TH	min TH	B	E	Z
<b>Golf V/Plus/Variant 03</b>											
All Models	Type 1LK	10/03 -	F	V	<b>142.1025</b>	345	30	27	50	65	5
	Type 1ZD-1LJ	10/03 -	F	V	<b>142.1023</b>	312	25	22	50	65	5
	Type 1ZE-1ZP	10/03 -	F	V	<b>142.1021</b>	288	25	22	50	65	5
	Type 1ZF-1ZM	10/03 -	F	V	<b>142.1019</b>	280	22	19	50	65	5
	Type 1KE-1KF	10/03 -	R		<b>142.1020</b>	256	12	10	48,5	65	5
	Type 1KQ-1KD	10/03 -	R		<b>142.1022</b>	253	10	8	51,5	65	5
	Type 1KZ-1KU-1KJ	10/03 -	R		<b>142.1024</b>	282	12	10	48,5	65	5
	Type 2EA	10/03 -	R	V	<b>142.1026</b>	310	22	20	48,4	65	5
<b>Golf VI/Cabriolet 08</b>											
All Models	Type 1ZD-1LJ	10/08 -	F	V	<b>142.1023</b>	312	25	22	50	65	5
	Type 1ZE-1ZP	10/08 -	F	V	<b>142.1021</b>	288	25	22	50	65	5
	Type 1ZF-9U0-9U1	10/08 -	F	V	<b>142.1019</b>	280	22	19	50	65	5
	Type 1KD	10/08 -	R		<b>142.1022</b>	253	10	8	51,5	65	5
	Type 1KE-1KF	10/08 -	R		<b>142.1020</b>	256	12	10	48,5	65	5
	Type 1KS	10/08 -	R		<b>142.1575</b>	272	9,7	8	48,2	65	5
	Type 1KZ-1KY	10/08 -	R		<b>142.1024</b>	282	12	10	48,5	65	5
<b>Jetta I 80 - 83</b>											
1.1		08/80 - 07/83	F		<b>142.705 •</b>	239	10	8	38,9	65	4
1.3		01/79 - 07/83	F		<b>142.705 •</b>	239	10	8	38,9	65	4
	with ABS	01/79 - 07/83	F		<b>142.710 •</b>	239	12	10	35,4	65	4
1.5		01/79 - 07/83	F		<b>142.710 •</b>	239	12	10	35,4	65	4
1.6		01/79 - 07/83	F		<b>142.710 •</b>	239	12	10	35,4	65	4
1.6i		01/79 - 07/82	F	V	<b>142.715 •</b>	239	20	18	39	65	4
1.8i		08/82 - 07/83	F	V	<b>142.715 •</b>	239	20	18	39	65	4
1.6 D		08/80 - 07/83	F		<b>142.705 •</b>	239	10	8	38,9	65	4
1.6 TD		03/82 - 07/83	F		<b>142.710 •</b>	239	12	10	35,4	65	4
<b>Jetta II 84 - 92</b>											
1.3		08/83 - 07/92	F		<b>142.705 •</b>	239	10	8	38,9	65	4
	with ABS	08/89 - 07/92	F		<b>142.710 •</b>	239	12	10	35,4	65	4
1.6		08/86 - 07/92	F		<b>142.710 •</b>	239	12	10	35,4	65	4
	51 Kw	08/83 - 07/86	F		<b>142.705 •</b>	239	10	8	38,9	65	4
	53 Kw	08/83 - 07/86	F		<b>142.705 •</b>	239	10	8	38,9	65	4
	55 Kw	08/83 - 07/86	F		<b>142.710 •</b>	239	12	10	35,4	65	4
1.8		08/83 - 07/92	F		<b>142.710 •</b>	239	12	10	35,4	65	4
	with ABS	08/87 - 07/92	F	V	<b>142.715 •</b>	239	20	18	39	65	4
	with ABS	08/87 - 07/92	R		<b>142.724 •</b>	226	10	8	71,2	39,9	4
1.8 Syncro		08/87 - 07/92	F		<b>142.710 •</b>	239	12	10	35,4	65	4
1.8i		08/83 - 07/92	F		<b>142.724 •</b>	226	10	8	71,2	39,9	4
		08/83 - 07/92	F	V	<b>142.715 •</b>	239	20	18	39	65	4
1.8i GT		08/85 - 07/92	F	V	<b>142.715 •</b>	239	20	18	39	65	4
		08/85 - 07/92	R		<b>142.724 •</b>	226	10	8	71,2	39,9	4
1.8i GT 16V	Ch -1GKB075000	02/86 -	F	V	<b>142.715 •</b>	239	20	18	39	65	4
	Ch 1GKB075001- with ABS	- 07/92	F	V	<b>142.703 •</b>	256	20	18	38,8	65	4
	Ch -1GKW240000	02/86 -	F	V	<b>142.715 •</b>	239	20	18	39	65	4
	Ch 1GKW240001- with ABS	- 07/92	F	V	<b>142.703 •</b>	256	20	18	38,8	65	4
		02/86 - 07/92	R		<b>142.724 •</b>	226	10	8	71,2	39,9	4
1.6 D		09/83 - 07/92	F		<b>142.705 •</b>	239	10	8	38,9	65	4
1.6 D Automatic		08/86 - 07/92	F		<b>142.710 •</b>	239	12	10	35,4	65	4
1.6 TD		08/83 - 07/92	F		<b>142.710 •</b>	239	12	10	35,4	65	4
<b>Jetta III 05</b>											
1.6i		09/05 -	F	V	<b>142.1019</b>	280	22	19	50	65	5
1.6i 16V FSI		09/05 -	F	V	<b>142.1021</b>	288	25	22	50	65	5
2.0 16V TDI		09/05 -	F	V	<b>142.1021</b>	288	25	22	50	65	5
2.0i 16V FSI		09/05 -	F	V	<b>142.1021</b>	288	25	22	50	65	5
2.0i 16V TFSI	143 Kw	09/05 -	F	V	<b>142.1023</b>	312	25	22	50	65	5
1.9 TDI		09/05 -	F	V	<b>142.1019</b>	280	22	19	50	65	5
All models		09/05 -	R		<b>142.1020</b>	256	12	10	48,5	65	5
<b>Jetta IV 10</b>											
All Models	Type 1ZA-1ZB-1LV	04/11 -	F	V	<b>142.1023</b>	312	25	22	50	65	5
	Type 1ZE-1ZP	02/11 -	F	V	<b>142.1021</b>	288	25	22	50	65	5
	Type 1ZQ-1ZM	06/10 -	F	V	<b>142.1019</b>	280	22	19	50	65	5



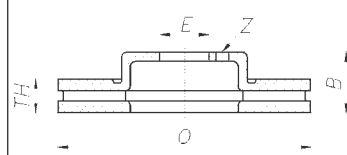


Model	Year	F R	V D	CAR	Ø	TH	min TH	B	E	Z
Type 1KS	06/10 -	R		<b>142.1575</b>	272	9,7	8	48,2	65	5
<b>Lupo</b>										
1.0i	10/98 -	F	V	<b>142.742</b> •	239	18	16	34,5	65	4
1.4i 16V	44/55 Kw	10/98 -	F	V	<b>142.742</b> •	239	18	16	34,5	4
	74 Kw	01/99 -	F	V	<b>142.703</b> •	256	20	18	38,8	4
	74 Kw	01/99 -	R		<b>142.756</b> •	232	9	7	39,5	4
1.6 GTI		06/00 -	F	V	<b>142.284</b>	256	25	23	39,5	4
		06/00 -	R		<b>142.756</b> •	232	9	7	39,5	4
1.2 TDI 3L	07/99 -	F	V	<b>142.285</b>	239	15	13	34,5	65	4
1.4 TDI		08/99 -	F	V	<b>142.742</b> •	239	18	16	34,5	4
	with 256 mm Discs	08/99 -	F	V	<b>142.703</b> •	256	20	18	38,8	4
1.7 SDI	10/98 -	F	V	<b>142.742</b> •	239	18	16	34,5	65	4
<b>Maggiolino 11</b>										
1.4 TSI	Type 1ZE-1ZP	11/11 -	F	V	<b>142.1021</b>	288	25	22	50	5
1.6 TDI	Type 1KS-1KT	11/11 -	R		<b>142.1575</b>	272	9,7	8	48,2	5
2.0 TSI	Type 1ZQ-1ZM	11/11 -	F	V	<b>142.1019</b>	280	22	19	50	5
All Models	Type 1LV-1ZB	11/11 -	F	V	<b>142.1023</b>	312	25	22	50	5
<b>New Beetle</b>										
1.6i		11/99 -	F	V	<b>142.747</b> •	280	22	19	36,7	5
		11/99 -	R		<b>142.749</b> •	230	9	7	40,6	5
1.8i 20V Turbo		10/99 -	F	V	<b>142.748</b>	288	25	22	34,6	5
1.8i Turbo 20V		10/99 -	R		<b>142.749</b> •	230	9	7	40,6	5
2.0i		01/98 -	F	V	<b>142.747</b> •	280	22	19	36,7	5
		01/98 -	R		<b>142.749</b> •	230	9	7	40,6	5
2.3 V5		10/99 -	R	V	<b>142.726</b> •	256	22	20	36,6	5
2.3i V5		10/00 -	F	V	<b>142.722</b>	312	25	23	34,2	5
3.2 RSI		04/00 -	F	V	<b>142.722</b>	312	25	23	34,2	5
		04/00 -	R	V	<b>142.726</b> •	256	22	20	36,6	5
1.9 TDI	66/74Kw	01/98 -	F	V	<b>142.747</b> •	280	22	19	36,7	5
		01/98 -	R		<b>142.749</b> •	230	9	7	40,6	5
<b>Passat/Variant I/II</b>										
1.3	Sedan	08/82 - 06/85	F		<b>142.710</b> •	239	12	10	35,4	4
	Sedan Ch. -32C300000	02/73 - 07/82	F		<b>142.705</b> •	239	10	8	38,9	4
	Variant	02/73 - 03/88	F		<b>142.710</b> •	239	12	10	35,4	4
1.5		02/73 - 09/75	F		<b>142.710</b> •	239	12	10	35,4	4
1.6		10/75 - 03/88	F		<b>142.710</b> •	239	12	10	35,4	4
1.6i GLI		10/75 - 06/80	F	V	<b>142.715</b> •	239	20	18	39	4
1.8 GTI		12/83 - 07/84	F	V	<b>142.715</b> •	239	20	18	39	4
1.8i		03/83 - 03/88	F		<b>142.710</b> •	239	12	10	35,4	4
	1.8i Syncro	08/85 - 03/88	F	V	<b>142.703</b> •	256	20	18	38,8	4
		08/85 - 03/88	R		<b>142.705</b> •	239	10	8	38,9	4
1.9		02/81 - 07/83	F	V	<b>142.715</b> •	239	20	18	39	4
2.0i		08/83 - 03/88	F	V	<b>142.715</b> •	239	20	18	39	4
2.0i Syncro		08/85 - 03/88	F	V	<b>142.703</b> •	256	20	18	38,8	4
		08/85 - 03/88	R		<b>142.705</b> •	239	10	8	38,9	4
		08/85 - 03/88	F	V	<b>142.703</b> •	256	20	18	38,8	4
2.2i	100 Kw	08/85 - 03/88	F	V	<b>142.703</b> •	256	20	18	38,8	4
	85 Kw	02/81 - 03/88	F	V	<b>142.715</b> •	239	20	18	39	4
	100 Kw	08/85 - 03/88	R		<b>142.724</b> •	226	10	8	71,2	4
2.2i Syncro		08/85 - 03/88	F	V	<b>142.703</b> •	256	20	18	38,8	4
		08/85 - 03/88	R		<b>142.705</b> •	239	10	8	38,9	4
1.5 D	Sedan	03/77 - 07/80	F		<b>142.705</b> •	239	10	8	38,9	4
	Variant	03/77 - 03/88	F		<b>142.710</b> •	239	12	10	35,4	4
1.6 D	Sedan	09/81 - 03/88	F		<b>142.710</b> •	239	12	10	35,4	4
	Sedan Ch. -32C055251	08/80 - 08/81	F		<b>142.705</b> •	239	10	8	38,9	4
	Variant	03/77 - 03/88	F		<b>142.710</b> •	239	12	10	35,4	4
1.6 TD		12/81 - 03/88	F		<b>142.710</b> •	239	12	10	35,4	4
<b>Passat/Variant III</b>										
1.6i		04/88 - 05/96	F		<b>142.702</b> •	256	12,9	11	39,2	4
	74 Kw Ch. 3AT130757-	- 05/96	F	V	<b>142.703</b> •	256	20	18	38,8	4
1.8i	55/66 Kw	04/88 - 05/96	F		<b>142.702</b> •	256	12,9	11	39,2	4
	79/82 Kw	04/88 - 05/96	F	V	<b>142.703</b> •	256	20	18	38,8	4
1.8i 16V		04/88 - 05/96	F	V	<b>142.703</b> •	256	20	18	38,8	4

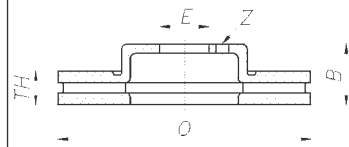


Model	Year	F R	V D	<b>CAR</b>	Ø	TH	min TH	B	E	Z	
1.8i Syncro G60	06/89 - 05/96	F	V	<b>142.741</b>	280	22	20	39,5	65	4	
2.0i	05/90 - 05/96	F	V	<b>142.703</b>	256	20	18	38,8	65	4	
2.0i 16V	05/93 - 05/96	F	V	<b>142.759</b>	288	25	23	28,5	65	5	
	08/88 - 04/93	F	V	<b>142.703</b>	256	20	18	38,8	65	4	
2.0i Syncro	06/89 - 05/96	F	V	<b>142.703</b>	256	20	18	38,8	65	4	
2.8i VR6	02/92 - 10/93	F	V	<b>142.711</b>	280	22	20	28,5	65	5	
	11/93 - 05/96	F	V	<b>142.759</b>	288	25	23	28,5	65	5	
	02/92 - 05/96	R		<b>142.716</b>	226	10	8	71,2	39,9	5	
2.9i VR6 Syncro	10/96 - 05/96	F	V	<b>142.759</b>	288	25	23	28,5	65	5	
1.6 TD	06/89 - 05/96	F		<b>142.702</b>	256	12,9	11	39,2	65	4	
1.9 D	06/89 - 05/96	F		<b>142.702</b>	256	12,9	11	39,2	65	4	
1.9 TD	02/91 - 05/96	F		<b>142.702</b>	256	12,9	11	39,2	65	4	
1.9 TDI	66 Kw solid Discs	10/93 - 05/96	F		<b>142.702</b>	256	12,9	11	39,2	65	4
	66 Kw vented Discs	10/93 - 05/96	F	V	<b>142.703</b>	256	20	18	38,8	65	4
	81 Kw	11/95 - 05/96	F	V	<b>142.711</b>	280	22	20	28,5	65	5
	81 Kw	11/95 - 05/96	R		<b>142.716</b>	226	10	8	71,2	39,9	5
All Models		04/88 - 05/96	R		<b>142.724</b>	226	10	8	71,2	39,9	4
	Syncro	04/88 - 05/96	R		<b>142.705</b>	239	10	8	38,9	65	4
<b>Passat/Variant IV</b>											
1.6i	06/96 - 10/00	F	V	<b>142.751</b>	280	22	20	46,3	68	5	
	11/00 - 03/00	F	V	<b>142.718</b>	288	25	23	46,5	68	5	
1.8i 20V Turbo	Ch -3BX124107	06/96 -	F	V	<b>142.757</b>	282,5	25	23	46,6	68	5
	Ch 3BX124108-	- 03/00	F	V	<b>142.718</b>	288	25	23	46,5	68	5
1.8i 20V/Syncro		06/96 - 03/00	F	V	<b>142.751</b>	280	22	20	46,3	68	5
2.3i VR5/Syncro	Ch -3BX124107	06/96 -	F	V	<b>142.757</b>	282,5	25	23	46,6	68	5
	Ch 3BX124108-	-03/00	F	V	<b>142.718</b>	288	25	23	46,5	68	5
2.8i V6/Syncro	Ch -3BX124107	06/96 -	F	V	<b>142.757</b>	282,5	25	23	46,6	68	5
	Ch 3BX124108-	-03/00	F	V	<b>142.718</b>	288	25	23	46,5	68	5
1.9 TDI	66 Kw	06/96 - 03/00	F	V	<b>142.751</b>	280	22	20	46,3	68	5
1.9 TDI/Syncro	Ch -3BX124107	06/96 -	F	V	<b>142.757</b>	282,5	25	23	46,6	68	5
	Ch 3BX124108-	-03/00	F	V	<b>142.718</b>	288	25	23	46,5	68	5
2.5 V6 TDI/Syncro		05/98 - 03/00	F	V	<b>142.718</b>	288	25	23	46,5	68	5
All Models		06/96 - 03/00	R		<b>142.752</b>	245	10	8	64	68	5
	Syncro	06/96 - 03/00	R		<b>142.762</b>	245	10	8	47,9	68	5
<b>Passat/Variant V</b>											
1.6i		11/00 - 03/05	F	V	<b>142.718</b>	288	25	23	46,5	68	5
1.8 T 20V		11/00 - 03/05	F	V	<b>142.718</b>	288	25	23	46,5	68	5
2.0i		11/00 - 03/05	F	V	<b>142.718</b>	288	25	23	46,5	68	5
2.0i 4-motion		11/00 - 03/05	F	V	<b>142.718</b>	288	25	23	46,5	68	5
2.3i VR5		02/01 - 03/05	F	V	<b>142.078</b>	312	25	23	46,5	68	5
	brake discs reinforced	02/01 - 03/05	F	V	<b>142.1189</b>	312	25	23	46	68	5
2.3i VR5 4-motion		02/01 - 03/05	F	V	<b>142.078</b>	312	25	23	46,5	68	5
	brake discs reinforced	02/01 - 03/05	F	V	<b>142.1189</b>	312	25	23	46	68	5
2.8i V6 30V 4-motion		02/01 - 03/05	F	V	<b>142.078</b>	312	25	23	46,5	68	5
	brake discs reinforced	02/01 - 03/05	F	V	<b>142.1189</b>	312	25	23	46	68	5
4.0 W8 4-motion		02/01 - 03/05	F	V	<b>142.078</b>	312	25	23	46,5	68	5
	brake discs reinforced	02/01 - 03/05	F	V	<b>142.1189</b>	312	25	23	46	68	5
		02/01 - 03/05	R	V	<b>142.1122</b>	256	22	20	48	68	5
		02/01 - 03/05	R	V	<b>142.1193</b>	269	22	20	53,8	68	5
1.9 TDI	74/96 Kw	11/00 - 03/05	F	V	<b>142.718</b>	288	25	23	46,5	68	5
1.9 TDI 4-motion		11/00 - 03/05	F	V	<b>142.718</b>	288	25	23	46,5	68	5
2.0 TDI		12/03 - 03/05	F	V	<b>142.718</b>	288	25	23	46,5	68	5
2.5 TDI		02/01 - 03/05	F	V	<b>142.078</b>	312	25	23	46,5	68	5
	brake discs reinforced	02/01 - 03/05	F	V	<b>142.1189</b>	312	25	23	46	68	5
2.5 TDI 4-motion		02/01 - 03/05	F	V	<b>142.078</b>	312	25	23	46,5	68	5
	brake discs reinforced	02/01 - 03/05	F	V	<b>142.1189</b>	312	25	23	46	68	5
All Models	Ch 3B3448899-	11/00 - 03/05	F	V	<b>142.1188</b>	288	25	23	46,5	68	5
		11/00 - 03/05	R		<b>142.752</b>	245	10	8	64	68	5
	4-motion exc. 4.0 W8	11/00 - 03/05	R		<b>142.287</b>	255	12	10	40	68	5
<b>Passat/Variant VI</b>											
All Models	with 312 mm Discs	03/05 -	F	V	<b>142.1023</b>	312	25	22	50	65	5
	with 345 mm Discs	03/05 -	F	V	<b>142.1025</b>	345	30	27	50	65	5





Model		Year	F R	V D	CAR	Ø	TH	min TH	B	E	Z
	with 286 mm Discs	03/05 -	R		<b>142.1024</b>	282	12	10	48,5	65	5
	with 310 mm Discs	03/05 -	R	V	<b>142.1026</b>	310	22	20	48,4	65	5
<b>Passat/Variant VII</b>											
All Models	Type 1LA-1LB	08/10 -	F	V	<b>142.1612</b>	340	27	25	49,7	65	5
	Type 1ZM-1ZG	08/10 -	F	V	<b>142.1023</b>	312	25	22	50	65	5
	Type 1KW	08/10 -	R		<b>142.1024</b>	282	12	10	48,5	65	5
	Type 2EA	08/10 -	R	V	<b>142.1026</b>	310	22	20	48,4	65	5
<b>Phaeton</b>											
3.2 V6	Ch -3DZ3004275	01/02 -	F	V	<b>142.288</b>	323	30	28	59,5	68	5
3.2 V6 4-motion	Ch -3DZ3004275	02/04 -	F	V	<b>142.288</b>	323	30	28	59,5	68	5
4.2 V8 4-motion	Ch -3DZ3004275	05/03 -	F	V	<b>142.288</b>	323	30	28	59,5	68	5
5.0 V10 4-motion	Ch -3DZ3004275	11/02 -	F	V	<b>142.288</b>	323	30	28	59,5	68	5
6.0 W12 4-motion	Ch -3DZ3004275	04/02 -	F	V	<b>142.288</b>	323	30	28	59,5	68	5
All Models	with 280 mm Discs	01/02 -	R	V	<b>142.1214</b>	280	22	20	42,2	68	5
	with 310 mm Discs	10/02 -	R	V	<b>142.1044</b>	310	22	20	42,2	68	5
	with 335 mm Discs	10/02 -	R	V	<b>142.1234</b>	335	22	20	42,4	68	5
<b>Polo I 75 - 81</b>											
0.9		04/75 - 09/81	F		<b>142.700</b> •	239	8	7	44	65	4
1.1		04/75 - 09/81	F		<b>142.700</b> •	239	8	7	44	65	4
1.3		01/77 - 09/81	F		<b>142.700</b> •	239	8	7	44	65	4
<b>Polo II 81 - 94</b>											
1.0		10/81 - 09/94	F		<b>142.705</b> •	239	10	8	38,9	65	4
1.1		10/81 - 07/83	F		<b>142.705</b> •	239	10	8	38,9	65	4
1.3		10/81 - 09/94	F		<b>142.705</b> •	239	10	8	38,9	65	4
1.3 G40		01/87 - 09/94	F	V	<b>142.715</b> •	239	20	18	39	65	4
1.3 D		08/86 - 09/90	F		<b>142.705</b> •	239	10	8	38,9	65	4
1.4 D		10/90 - 09/94	F		<b>142.705</b> •	239	10	8	38,9	65	4
<b>Polo III 95 - 01</b>											
1.05	Ch -6NSY087410	10/94 - 09/01	F		<b>142.744</b> •	239	10	8	34,5	65	4
1.05i	Ch 6NSY087411-	- 09/96	F	V	<b>142.742</b> •	239	18	16	34,5	65	4
1.0i		07/96 - 10/01	F	V	<b>142.742</b> •	239	18	16	34,5	65	4
1.3	Ch -6NSY087410	10/94 - 09/01	F		<b>142.744</b> •	239	10	8	34,5	65	4
1.3i	Ch 6NSY087411-	- 04/97	F	V	<b>142.742</b> •	239	18	16	34,5	65	4
1.4 16V	55 Kw without ABS	01/99 - 10/01	F	V	<b>142.742</b> •	239	18	16	34,5	65	4
	55 Kw with ABS	01/99 - 09/01	R		<b>142.756</b> •	232	9	7	39,5	65	4
	74 Kw GIRLING system	04/96 - 09/99	R		<b>142.724</b> •	226	10	8	71,2	39,9	4
1.4i	40/44 Kw	07/95 - 10/01	F	V	<b>142.742</b> •	239	18	16	34,5	65	4
1.4i 16V	55 Kw with ABS	01/99 - 10/01	F	V	<b>142.703</b> •	256	20	18	38,8	65	4
	74 Kw GIRLING system	04/96 - 10/01	F	V	<b>142.703</b> •	256	20	18	38,8	65	4
1.6	55 Kw Ch -6NSY087410	10/94 - 09/01	F		<b>142.744</b> •	239	10	8	34,5	65	4
1.6 GTI		10/99 - 09/01	F	V	<b>142.284</b>	256	25	23	39,5	65	4
		04/98 - 09/99	R		<b>142.724</b> •	226	10	8	71,2	39,9	4
		10/99 - 09/01	R		<b>142.756</b> •	232	9	7	39,5	65	4
1.6i	55 Kw Ch 6NSY087411-	- 09/99	F	V	<b>142.742</b> •	239	18	16	34,5	65	4
1.4 TDI	55 Kw	01/99 - 10/01	F	V	<b>142.703</b> •	256	20	18	38,8	65	4
	55 Kw with ABS	01/99 - 09/01	R		<b>142.756</b> •	232	9	7	39,5	65	4
1.7 SDI		05/97 - 10/01	F	V	<b>142.742</b> •	239	18	16	34,5	65	4
1.9 SDI	Ch -6NSY087410	10/94 - 09/01	F		<b>142.744</b> •	239	10	8	34,5	65	4
	Ch 6NSY087411-	- 09/01	F	V	<b>142.742</b> •	239	18	16	34,5	65	4
<b>Polo III Variant/Classic 96 - 01</b>											
1.4	Ch 6KV022629-	- 09/01	F	V	<b>142.715</b> •	239	20	18	39	65	4
	with ABS Ch -6KV022628	12/95 - 09/01	F		<b>142.710</b> •	239	12	10	35,4	65	4
	without ABS Ch -6KV022628	12/95 - 09/01	F		<b>142.705</b> •	239	10	8	38,9	65	4
1.6	55 Kw Ch -6KV022628	05/96 - 09/01	F		<b>142.710</b> •	239	12	10	35,4	65	4
	55 Kw Ch 6KV022629-	- 09/01	F	V	<b>142.715</b> •	239	20	18	39	65	4
	74 Kw	05/96 - 09/01	F	V	<b>142.703</b> •	256	20	18	38,8	65	4
	with rear Discs	12/95 - 09/01	R		<b>142.724</b> •	226	10	8	71,2	39,9	4
1.7 SDI	Ch -6KV022628	11/97 - 09/01	F		<b>142.710</b> •	239	12	10	35,4	65	4
	Ch 6KV022629-	- 09/01	F	V	<b>142.715</b> •	239	20	18	39	65	4
1.9 SDI	Ch -6KV022628	12/95 - 09/01	F		<b>142.710</b> •	239	12	10	35,4	65	4
	Ch 6KV022629-	- 09/01	F	V	<b>142.715</b> •	239	20	18	39	65	4
1.9 TDI	66 Kw GIRLING system	01/97 - 09/01	F	V	<b>142.703</b> •	256	20	18	38,8	65	4



Model		Year	F R	V D	<b>CAR</b>	Ø	TH	min TH	B	E	Z
	81 Kw	06/98 - 09/01	F	V	<b>142.703</b>	256	20	18	38,8	65	4
	66 Kw	01/97 - 09/01	R		<b>142.724</b>	226	10	8	71,2	39,9	4
	81 Kw	06/98 - 09/01	R		<b>142.756</b>	232	9	7	39,5	65	4
<b>Polo IV 01 - 05</b>											
All Models	Type 1LM	10/01 - 04/05	F	V	<b>142.291</b>	239	18	16	35	65	5
	Type 1LN	10/01 - 04/05	F	V	<b>142.748</b>	288	25	22	34,6	65	5
	Type 1LQ	10/01 - 04/05	F	V	<b>142.746</b>	256	22	19	36,7	65	5
	Type 1ZH	10/01 - 04/05	F	V	<b>142.748</b>	288	25	22	34,6	65	5
		10/01 - 04/05	R		<b>142.749</b>	230	9	7	40,6	65	5
<b>Polo V 05</b>											
All Models	Type 1LM-1ZE-9U0-9U1	05/05 -	F	V	<b>142.291</b>	239	18	16	35	65	5
	Type 1LN-1ZH	05/05 -	F	V	<b>142.748</b>	288	25	22	34,6	65	5
	Type 1LQ-1LR	05/05 -	F	V	<b>142.746</b>	256	22	19	36,7	65	5
		05/05 -	R		<b>142.749</b>	230	9	7	40,6	65	5
<b>Polo VI 09</b>											
All Models	Type 1LR-1ZG-1ZJ	06/09 -	F	V	<b>142.746</b>	256	22	19	36,7	65	5
	Type 1ZC	06/09 -	F	V	<b>142.748</b>	288	25	22	34,6	65	5
	Type 1KK-1KT-2EJ	06/09 -	R		<b>142.749</b>	230	9	7	40,6	65	5
<b>Rabbit 74 - 83</b>											
		01/74 - 05/76	F		<b>142.720</b>	239	12	10	35	65	4
<b>Scirocco 74 - 83</b>											
	USA models	01/74 - 03/77	F		<b>142.720</b>	239	12	10	35	65	4
1.1		01/74 - 07/80	F		<b>142.710</b>	239	12	10	35,4	65	4
1.3		08/79 - 07/83	F		<b>142.710</b>	239	12	10	35,4	65	4
1.5		01/74 - 07/83	F		<b>142.710</b>	239	12	10	35,4	65	4
1.6		01/74 - 07/83	F		<b>142.710</b>	239	12	10	35,4	65	4
1.6i GLI/GTI		01/76 - 07/82	F	V	<b>142.715</b>	239	20	18	39	65	4
1.8i		08/82 - 07/83	F	V	<b>142.715</b>	239	20	18	39	65	4
<b>Scirocco 84 - 92</b>											
1.3		08/83 - 07/84	F		<b>142.710</b>	239	12	10	35,4	65	4
1.6		08/83 - 07/92	F		<b>142.710</b>	239	12	10	35,4	65	4
1.8i		08/83 - 07/92	F	V	<b>142.715</b>	239	20	18	39	65	4
1.8i 16V		10/85 - 07/92	F	V	<b>142.703</b>	256	20	18	38,8	65	4
		10/85 - 07/92	R		<b>142.724</b>	226	10	8	71,2	39,9	4
<b>Scirocco 08</b>											
All Models	Type 1LJ-1ZD	09/08 -	F	V	<b>142.1023</b>	312	25	22	50	65	5
	Type 1ZE-1ZP	09/08 -	F	V	<b>142.1021</b>	288	25	22	50	65	5
	Type 1KD	09/08 -	R		<b>142.1022</b>	253	10	8	51,5	65	5
	Type 1KE	09/08 -	R		<b>142.1020</b>	256	12	10	48,5	65	5
	Type 1KS	09/08 -	R		<b>142.1575</b>	272	9,7	8	48,2	65	5
	Type 1KZ	09/08 -	R		<b>142.1024</b>	282	12	10	48,5	65	5
<b>Sharan I (7M_)</b>											
1.8i 20V Turbo		04/00 -	F	V	<b>142.286</b>	300	26	22	56,2	68,2	5
	Ch 7MZ2000001-	06/00 -	R		<b>142.283</b>	294	13,5	11,5	41,2	68,2	5
2.0		04/00 -	F	V	<b>142.286</b>	300	26	22	56,2	68,2	5
2.8 VR6 24V	150 Kw	04/00 -	F	V	<b>142.292</b>	313	26	22	56,2	68	5
	150 Kw	04/00 -	R		<b>142.283</b>	294	13,5	11,5	41,2	68,2	5
2.8 VR6 24V 4-motion	150 Kw	04/00 -	F	V	<b>142.292</b>	313	26	22	56,2	68	5
	150 Kw	04/00 -	R		<b>142.283</b>	294	13,5	11,5	41,2	68,2	5
1.9 TDI		04/00 -	F	V	<b>142.286</b>	300	26	22	56,2	68,2	5
	96 Kw	04/00 -	R		<b>142.283</b>	294	13,5	11,5	41,2	68,2	5
1.9 TDI 4-motion		04/00 -	F	V	<b>142.292</b>	313	26	22	56,2	68	5
		04/00 -	R		<b>142.283</b>	294	13,5	11,5	41,2	68,2	5
All Models	exc. 2.8 VR6 150 Kw	08/95 -	F	V	<b>142.239</b>	288	25,1	21	55,4	68,2	5
	exc. 2.8 VR6 150 Kw	08/95 -	R		<b>142.240</b>	268	10	8	45,8	68,2	5
<b>Sharan II (7N)</b>											
All Models	Type 1LJ	05/10 -	F	V	<b>142.1023</b>	312	25	22	50	65	5
	Type 1LW	05/10 -	F	V	<b>142.1727</b>	314	30	27	49,6	65	5
	with 282 mm Discs	05/10 -	R		<b>142.1024</b>	282	12	10	48,5	65	5
	with 286 mm Discs	05/10 -	R		<b>142.1024</b>	282	12	10	48,5	65	5
<b>Touran 03</b>											
All Models		10/03 -	F	V	<b>142.1021</b>	288	25	22	50	65	5



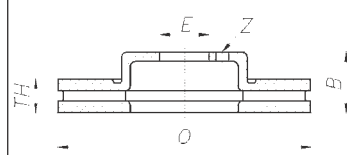
[www.intercar.org](http://www.intercar.org)

142 -> HPD for high performance discs

142 -> HPD per dischi freno ad alte prestazioni



VOLKSWAGEN



Model		Year	F R	V D	CAR	Ø	TH	min TH	B	E	Z
	with 312 mm Discs	10/03 -	F	V	<b>142.1023</b>	312	25	22	50	65	5
		10/03 -	R		<b>142.1020</b>	256	12	10	48,5	65	5
	Type 1KS	10/03 -	R		<b>142.1575</b>	272	9,7	8	48,2	65	5

**Up!**

1.0		11/11 -	F	V	<b>142.1716</b>	256	22	19	37	65	4
-----	--	---------	---	---	-----------------	-----	----	----	----	----	---

**Vento**

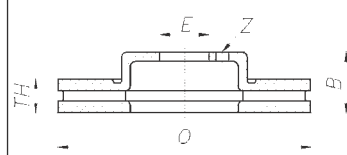
1.4i	with ABS	05/96 - 09/96	F	V	<b>142.703 •</b>	256	20	18	38,8	65	4
	with ABS	10/96 - 09/98	F	V	<b>142.715 •</b>	239	20	18	39	65	4
	without ABS	01/92 - 09/96	F		<b>142.710 •</b>	239	12	10	35,4	65	4
1.6i	55 Kw	09/92 - 09/96	F		<b>142.710 •</b>	239	12	10	35,4	65	4
1.6i Automatic	55 Kw Ch -1S430000	09/92 -	F		<b>142.710 •</b>	239	12	10	35,4	65	4
	55 Kw Ch 1S430001-	- 09/98	F		<b>142.702 •</b>	256	12,9	11	39,2	65	4
1.6i CL	74 Kw	07/94 - 09/96	F		<b>142.702 •</b>	256	12,9	11	39,2	65	4
	74 Kw	10/96 - 09/98	F	V	<b>142.703 •</b>	256	20	18	38,8	65	4
1.6i GL	74 Kw	07/94 - 09/96	F		<b>142.702 •</b>	256	12,9	11	39,2	65	4
	74 Kw	10/96 - 09/98	F	V	<b>142.703 •</b>	256	20	18	38,8	65	4
1.6i GT	74 Kw	07/94 - 09/98	F	V	<b>142.703 •</b>	256	20	18	38,8	65	4
	74 Kw	07/94 - 09/98	R		<b>142.724 •</b>	226	10	8	71,2	39,9	4
1.8i	55 Kw	01/92 - 09/98	F		<b>142.710 •</b>	239	12	10	35,4	65	4
1.8i Automatic	55 Kw	01/92 - 09/98	F		<b>142.702 •</b>	256	12,9	11	39,2	65	4
1.8i CL	66 Kw	10/96 - 09/98	F	V	<b>142.703 •</b>	256	20	18	38,8	65	4
	66 Kw Ch -1S430000	01/92 - 09/96	F		<b>142.710 •</b>	239	12	10	35,4	65	4
	66 Kw Ch 1S430001-	- 09/98	F		<b>142.702 •</b>	256	12,9	11	39,2	65	4
1.8i GL	66 Kw	10/96 - 09/98	F	V	<b>142.703 •</b>	256	20	18	38,8	65	4
	66 Kw Ch -1S430000	01/92 - 09/96	F		<b>142.710 •</b>	239	12	10	35,4	65	4
	66 Kw Ch 1S430001-	- 09/98	F		<b>142.702 •</b>	256	12,9	11	39,2	65	4
1.8i GT	66 Kw	01/92 - 09/96	F	V	<b>142.703 •</b>	256	20	18	38,8	65	4
		01/92 - 09/96	R		<b>142.724 •</b>	226	10	8	71,2	39,9	4
2.0i CL		01/92 - 09/98	F	V	<b>142.703 •</b>	256	20	18	38,8	65	4
		01/92 - 09/98	R		<b>142.724 •</b>	226	10	8	71,2	39,9	4
2.0i GL		01/92 - 09/98	F	V	<b>142.703 •</b>	256	20	18	38,8	65	4
		01/92 - 09/98	R		<b>142.724 •</b>	226	10	8	71,2	39,9	4
2.0i GT		01/92 - 04/96	F	V	<b>142.711 •</b>	280	22	20	28,5	65	5
		05/96 - 09/98	F	V	<b>142.759</b>	288	25	23	28,5	65	5
		01/92 - 09/98	R		<b>142.716 •</b>	226	10	8	71,2	39,9	5
2.8i VR6	Ch -1S560000	01/92 -	F	V	<b>142.711 •</b>	280	22	20	28,5	65	5
	Ch 1S560001-	- 09/98	F	V	<b>142.759</b>	288	25	23	28,5	65	5
		01/92 - 09/98	R		<b>142.716 •</b>	226	10	8	71,2	39,9	5
1.9 D	with ABS	05/96 - 09/96	F	V	<b>142.703 •</b>	256	20	18	38,8	65	4
	with ABS	10/96 - 09/98	F	V	<b>142.715 •</b>	239	20	18	39	65	4
	without ABS	01/92 - 09/98	F		<b>142.710 •</b>	239	12	10	35,4	65	4
1.9 GT TD		07/93 - 09/98	F	V	<b>142.703 •</b>	256	20	18	38,8	65	4
		07/93 - 09/98	R		<b>142.724 •</b>	226	10	8	71,2	39,9	4
1.9 SDI	with ABS	05/96 - 09/96	F	V	<b>142.703 •</b>	256	20	18	38,8	65	4
	with ABS	10/96 - 09/98	F	V	<b>142.715 •</b>	239	20	18	39	65	4
	without ABS	07/95 - 09/98	F		<b>142.710 •</b>	239	12	10	35,4	65	4
1.9 TD	55 Kw Ch -1S430000	01/92 -	F		<b>142.710 •</b>	239	12	10	35,4	65	4
	55 Kw Ch 1S430001-	- 09/98	F		<b>142.702 •</b>	256	12,9	11	39,2	65	4
1.9 TDI	66 Kw	07/93 - 09/96	F		<b>142.702 •</b>	256	12,9	11	39,2	65	4
	81 Kw	02/96 - 09/98	F	V	<b>142.703 •</b>	256	20	18	38,8	65	4
	66 Kw	07/93 - 09/98	R		<b>142.724 •</b>	226	10	8	71,2	39,9	4
	81 Kw	02/96 - 09/98	R		<b>142.724 •</b>	226	10	8	71,2	39,9	4

**VOLKSWAGEN Mpv - Suv - Off road****Amarok**

2.0 BiTDI		09/10 -	F	V	<b>142.1619</b>	303	28	26	56,9	76	5
2.0 BiTDI 4-motion		09/10 -	F	V	<b>142.1619</b>	303	28	26	56,9	76	5
2.0 TDI		09/10 -	F	V	<b>142.1619</b>	303	28	26	56,9	76	5
2.0 TDI 4-motion		09/10 -	F	V	<b>142.1619</b>	303	28	26	56,9	76	5

**Tiguan**

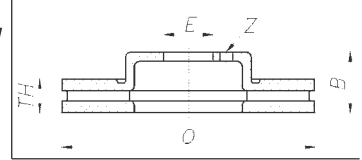
All Models	Type 1LJ-1ZD	09/07 -	F	V	<b>142.1023</b>	312	25	22	50	65	5
	Type 1KU	09/07 -	R		<b>142.1024</b>	282	12	10	48,5	65	5



Model		Year	F R	V D	CAR	Ø	TH	min TH	B	E	Z
<b>Touareg I (7L_)</b>											
All Models	16" wheels	01/03 -	F	V	<b>142.062</b>	308	29,5	25,5	55,5	76	5
	17" wheels left Disc	09/02 -	F	V	<b>142.1036</b>	330	32	29,8	68,7	85	5
	17" wheels right Disc	09/02 -	F	V	<b>142.1035</b>	330	32	29,8	68,7	85	5
	19" wheels left Disc	09/02 -	F	V	<b>142.1017</b>	350	34	31,8	68,7	85	5
	19" wheels right Disc	09/02 -	F	V	<b>142.1016</b>	350	34	31,8	68,7	85	5
	with 368 mm Discs	09/02 -	F	V	<b>142.1533</b>	368	36	34	68,7	85	5
		09/02 -	R	V	<b>142.1018</b>	330	28	26	73,7	85	5
All Models Diesel		01/03 -	F	V	<b>142.062</b>	308	29,5	25,5	55,5	76	5
		01/03 -	R	V	<b>142.063</b>	314	22	19	70,5	76	5
<b>Touareg II (7P5)</b>											
All Models	Type 1LC-1LE left Disc	04/10 -	F	V	<b>142.1036</b>	330	32	29,8	68,7	85	5
	Type 1LC-1LE right Disc	04/10 -	F	V	<b>142.1035</b>	330	32	29,8	68,7	85	5
	Type 1LW-1LJ-1LG left Disc	04/10 -	F	V	<b>142.1706</b>	360	36	34	68,5	85	5
	Type 1LW-1LJ-1LG right Disc	04/10 -	F	V	<b>142.1705</b>	360	36	34	68,5	85	5
	Type 1KJ-1KQ-2EG	04/10 -	R	V	<b>142.1018</b>	330	28	26	73,7	85	5
<b>VOLKSWAGEN Light commercial</b>											
<b>Caddy I 83 - 92</b>											
1.5		08/82 - 07/83	F		<b>142.710</b> •	239	12	10	35,4	65	4
1.6		08/82 - 07/92	F		<b>142.710</b> •	239	12	10	35,4	65	4
1.8		08/85 - 07/92	F		<b>142.710</b> •	239	12	10	35,4	65	4
1.6 D		08/82 - 07/92	F		<b>142.710</b> •	239	12	10	35,4	65	4
<b>Caddy II 96 - 04</b>											
1.4	Ch -9T514500	11/95 -	F		<b>142.702</b> •	256	12,9	11	39,2	65	4
	Ch 9T514501-		F	V	<b>142.703</b> •	256	20	18	38,8	65	4
1.6	Ch -9T514500	11/95 -	F		<b>142.702</b> •	256	12,9	11	39,2	65	4
	Ch 9T514501-		F	V	<b>142.703</b> •	256	20	18	38,8	65	4
1.7 SDI	42 Kw	07/96 -	F	V	<b>142.703</b> •	256	20	18	38,8	65	4
1.9 D	Ch -9T514500	11/95 -	F		<b>142.702</b> •	256	12,9	11	39,2	65	4
	Ch 9T514501-		F	V	<b>142.703</b> •	256	20	18	38,8	65	4
1.9 SDI	Ch -9T514500	11/95 -	F		<b>142.702</b> •	256	12,9	11	39,2	65	4
	Ch 9T514501-		F	V	<b>142.703</b> •	256	20	18	38,8	65	4
1.9 TDI		12/96 -	F	V	<b>142.703</b> •	256	20	18	38,8	65	4
<b>Caddy II Pick-up 97 - 04</b>											
1.6		06/96 -	F		<b>142.590</b> •	236	12,8	11,4	45,6	62	4
1.9 D		06/96 -	F		<b>142.590</b> •	236	12,8	11,4	45,6	62	4
<b>Caddy III Life 04</b>											
All Models		03/04 -	F	V	<b>142.1019</b>	280	22	19	50	65	5
	with 288 mm Discs	03/04 -	F	V	<b>142.1021</b>	288	25	22	50	65	5
		03/04 -	R		<b>142.1020</b>	256	12	10	48,5	65	5
<b>Caravelle (T4)</b>											
All Models	solid Discs	06/96 -	F		<b>142.764</b>	282	18	15	55,2	68,2	5
	vented Discs	06/96 -	F	V	<b>142.760</b>	280	24	20	55,2	68,2	5
		06/96 -	R		<b>142.758</b>	280	12	10	40,4	68,2	5
<b>Crafter</b>											
All Models		04/06 -	F	V	<b>142.1330</b>	300	28	25	68,5	85	6
	3 ton.	04/06 -	R		<b>142.1334</b>	298	16	14	71	85	6
	5 ton.	04/06 -	R	V	<b>142.1331</b>	303	28	25	93	120	6
<b>LT I 76 - 96</b>											
LT 28	Ch 28B018541-	03/82 - 07/96	F		<b>142.730</b>	281	20	18	80,5	91	5
LT 31	Ch 28B018541-	03/82 - 07/96	F		<b>142.730</b>	281	20	18	80,5	91	5
LT 35	Ch 28B012411-	03/80 - 07/96	F		<b>142.730</b>	281	20	18	80,5	91	5
LT 40	Ch 28B012411-	03/80 - 07/96	F		<b>142.730</b>	281	20	18	80,5	91	5
LT 45	Ch 28B012411-	03/80 - 07/96	F		<b>142.730</b>	281	20	18	80,5	91	5
LT 50		12/82 - 07/96	F		<b>142.730</b>	281	20	18	80,5	91	5
LT 55		08/85 - 07/96	F		<b>142.730</b>	281	20	18	80,5	91	5
<b>LT II 96</b>											
2D		09/96 -	F	V	<b>142.432</b>	276	22	19	77,2	85	5
	2,8 ton.	09/96 -	R		<b>142.429</b> •	258	12	10	96,7	85	5
	3,5 ton.	09/96 -	R		<b>142.433</b>	272	16	14	96,7	85	5
	4,6 ton.	09/96 -	R	V	<b>142.473</b>	285	22	19	93	120	6



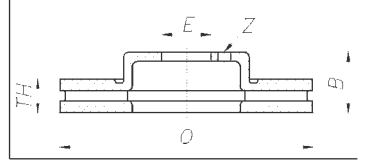




Model	Year	F R	V D	CAR	Ø	TH	min TH	B	E	Z
All Models	06/01 -	F	V	<b>142.432</b>	276	22	19	77,2	85	5
	06/01 -	R		<b>142.433</b>	272	16	14	96,7	85	5
<b>Multivan (T4)</b>										
All Models	06/96 - 03/03	F	V	<b>142.286</b>	300	26	22	56,2	68,2	5
	06/96 - 03/03	F		<b>142.764</b>	282	18	15	55,2	68,2	5
	06/96 - 03/03	F	V	<b>142.760</b>	280	24	20	55,2	68,2	5
	06/96 - 03/03	R		<b>142.758</b>	280	12	10	40,4	68,2	5
<b>Multivan (T5)</b>										
All Models	09/09 -	F	V	<b>142.1669</b>	340	32	28	55,4	76	5
	04/03 - 08/09	F	V	<b>142.062</b>	308	29,5	25,5	55,5	76	5
	04/03 - 08/09	F	V	<b>142.1027</b>	333	32,5	28,5	55,5	76	5
	04/03 -	R	V	<b>142.1028</b>	294	22	19,5	44,4	76	5
<b>Taro</b>										
1.8 4-motion	04/89 -	F	V	<b>142.935</b>	257	25	24	46,5	84	5
2.3i	04/89 -	F	V	<b>142.928</b>	289	20	18	64,5	100	6
2.4 D 4-motion	04/89 -	F	V	<b>142.935</b>	257	25	24	46,5	84	5
<b>Transporter (T2)</b>										
All Models	08/72 - 07/79	F		<b>142.725</b> •	278,2	13	11	85,8	66,1	5
	08/79 - 05/86	F		<b>142.721</b> •	278	13	11	118,5	45,2	5
	05/85 - 06/92	F		<b>142.704</b>	258	16	13	95,5	45,2	5
All Models Syncro 4-motion	05/85 - 06/92	F		<b>142.728</b>	258	16	13	57,5	67	5
	05/85 - 06/92	F		<b>142.729</b>	277	16	13	57,5	67	5
<b>Transporter (T4)</b>										
1.8	09/90 - 06/92	F		<b>142.731</b>	260	16	13	64	68,2	5
2.0	09/90 - 06/96	F		<b>142.731</b>	260	16	13	64	68,2	5
	09/90 - 06/96	F		<b>142.743</b>	282	18	15	64,5	68,2	5
2.5	09/90 - 06/96	F	V	<b>142.732</b> •	280	24	20	64,5	68,2	5
2.8 V6	05/00 - 03/03	F	V	<b>142.292</b>	313	26	22	56,2	68	5
1.9 D	09/90 - 06/96	F		<b>142.731</b>	260	16	13	64	68,2	5
	09/90 - 06/96	F		<b>142.743</b>	282	18	15	64,5	68,2	5
2.4 D	09/90 - 06/96	F	V	<b>142.732</b> •	280	24	20	64,5	68,2	5
All Models	06/96 - 03/03	F	V	<b>142.286</b>	300	26	22	56,2	68,2	5
	06/96 - 03/03	F		<b>142.764</b>	282	18	15	55,2	68,2	5
	06/96 - 03/03	R		<b>142.283</b>	294	13,5	11,5	41,2	68,2	5
	06/96 - 03/03	R		<b>142.758</b>	280	12	10	40,4	68,2	5
All Models Syncro 4-motion	11/92 - 06/96	F	V	<b>142.732</b> •	280	24	20	64,5	68,2	5
	11/92 - 06/96	F		<b>142.743</b>	282	18	15	64,5	68,2	5
<b>Transporter (T5)</b>										
All Models	09/09 -	F	V	<b>142.1669</b>	340	32	28	55,4	76	5
	04/03 - 08/09	F	V	<b>142.062</b>	308	29,5	25,5	55,5	76	5
	04/03 - 08/09	F	V	<b>142.1027</b>	333	32,5	28,5	55,5	76	5
	04/03 -	R	V	<b>142.1028</b>	294	22	19,5	44,4	76	5
<b>VOLVO</b>										
<b>142 - 144 - 145 - 164</b>										
All Models	02/67 - 10/74	R		<b>142.666</b>	295	9,6	8,4	88,2	68	5
<b>240</b>										
All Models	08/74 - 08/93	F	V	<b>142.662</b> •	263,5	24	22,8	64,5	68	5
	08/74 - 08/87	F		<b>142.652</b>	263	14,2	12,7	65	68	5
	08/74 - 08/93	F	V	<b>142.654</b> •	263	22	20,4	67,3	68	5
	08/74 - 08/93	R		<b>142.653</b> •	281	9,6	8,4	73,2	68	5
<b>260</b>										
2.7 V6	08/74 - 07/80	F		<b>142.652</b>	263	14,2	12,7	65	68	5
	08/74 - 07/80	F	V	<b>142.662</b> •	263,5	24	22,8	64,5	68	5
	08/74 - 07/80	F	V	<b>142.654</b> •	263	22	20,4	67,3	68	5
	08/74 - 07/80	R		<b>142.653</b> •	281	9,6	8,4	73,2	68	5
2.8 V6	08/80 - 08/84	F		<b>142.652</b>	263	14,2	12,7	65	68	5
	08/80 - 08/84	F	V	<b>142.662</b> •	263,5	24	22,8	64,5	68	5
	08/80 - 08/84	F	V	<b>142.654</b> •	263	22	20,4	67,3	68	5
	08/80 - 08/84	R		<b>142.653</b> •	281	9,6	8,4	73,2	68	5
<b>340 - 360</b>										
1.4	09/79 - 08/90	F		<b>142.651</b> •	239	13	11,4	29	69	4



# VOLVO



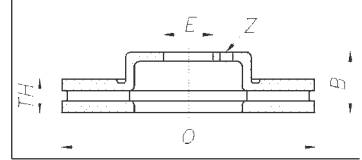
Model	Year	F R	V D	CAR	Ø	TH	min TH	B	E	Z	
1.7	07/85 - 08/90	F		<b>142.651</b> •	239	13	11,4	29	69	4	
2.0	08/80 - 08/89	F		<b>142.651</b> •	239	13	11,4	29	69	4	
1.6 D	01/84 - 08/90	F		<b>142.651</b> •	239	13	11,4	29	69	4	
<b>440</b>											
1.6	09/94 - 03/96	F		<b>142.659</b> •	260	12	10,8	40	61	4	
1.7	64 Kw	08/88 - 06/90	F	<b>142.659</b> •	260	12	10,8	40	61	4	
	70 Kw	08/88 - 12/89	F	<b>142.659</b> •	260	12	10,8	40	61	4	
	75 Kw	08/89 - 12/92	F	<b>142.659</b> •	260	12	10,8	40	61	4	
	78 Kw	08/88 - 12/89	F	<b>142.659</b> •	260	12	10,8	40	61	4	
1.8	09/91 - 12/96	F		<b>142.659</b> •	260	12	10,8	40	61	4	
1.9 TD	12/93 - 12/96	F		<b>142.659</b> •	260	12	10,8	40	61	4	
All Models	08/88 - 12/96	R		<b>142.660</b> •	228	9	8	39,5	60	4	
<b>460</b>											
1.6	09/94 - 03/96	F		<b>142.659</b> •	260	12	10,8	40	61	4	
1.7	75 Kw	01/90 - 12/92	F	<b>142.659</b> •	260	12	10,8	40	61	4	
1.8	09/91 - 12/96	F		<b>142.659</b> •	260	12	10,8	40	61	4	
1.9 TD	12/93 - 12/96	F		<b>142.659</b> •	260	12	10,8	40	61	4	
All Models	01/90 - 12/96	R		<b>142.660</b> •	228	9	8	39,5	60	4	
<b>480</b>											
1.7	70 Kw	04/86 - 12/92	F	<b>142.659</b> •	260	12	10,8	40	61	4	
	80 Kw	04/86 - 12/92	F	<b>142.659</b> •	260	12	10,8	40	61	4	
All Models	04/86 - 12/92	R		<b>142.660</b> •	228	9	8	39,5	60	4	
<b>740 83 - 90</b>											
All Models	BENDIX system 14" wheels	01/84 - 09/87	F	V	<b>142.675</b>	262,5	22	20	72,8	39	5
	BENDIX system 15" wheels	01/84 - 09/87	F	V	<b>142.656</b>	287	22	20	72	46	5
	BENDIX system 15" wheels	10/87 - 08/92	F	V	<b>142.658</b>	287	22	20	56	68	5
	GIRLING system 14" wheels	01/84 - 09/87	F	V	<b>142.675</b>	262,5	22	20	72,8	39	5
	GIRLING system 14" wheels	10/87 - 08/92	F	V	<b>142.657</b> •	262,5	22	20	56	68	5
	standard suspension	01/84 - 08/92	R		<b>142.653</b> •	281	9,6	8,4	73,2	68	5
<b>740 90</b>											
All Models	with ABS	09/90 - 08/93	F	V	<b>142.661</b> •	280	26	23	56,3	68	5
	without ABS	09/90 - 08/93	F	V	<b>142.658</b>	287	22	20	56	68	5
	Multi Link suspension	09/90 - 08/92	R		<b>142.665</b>	265	10	8	53	68	5
	standard suspension	09/90 - 08/93	R		<b>142.653</b> •	281	9,6	8,4	73,2	68	5
<b>760 82 - 90</b>											
All Models	BENDIX system 14" wheels	01/84 - 09/87	F	V	<b>142.675</b>	262,5	22	20	72,8	39	5
	BENDIX system 15" wheels	01/82 - 09/87	F	V	<b>142.656</b>	287	22	20	72	46	5
	BENDIX system 15" wheels	10/87 - 08/90	F	V	<b>142.658</b>	287	22	20	56	68	5
	GIRLING system 14" wheels	10/87 - 08/90	F	V	<b>142.657</b> •	262,5	22	20	56	68	5
	standard suspension	01/82 - 08/90	R		<b>142.653</b> •	281	9,6	8,4	73,2	68	5
<b>760 91</b>											
All Models	with ABS	09/90 - 08/93	F	V	<b>142.661</b> •	280	26	23	56,3	68	5
	without ABS	09/90 - 08/93	F	V	<b>142.658</b>	287	22	20	56	68	5
	Multi Link suspension	09/90 - 08/92	R		<b>142.665</b>	265	10	8	53	68	5
	standard suspension	09/90 - 08/93	R		<b>142.653</b> •	281	9,6	8,4	73,2	68	5
<b>780</b>											
All Models	BENDIX system	01/85 - 08/90	F	V	<b>142.658</b>	287	22	20	56	68	5
	GIRLING system	01/85 - 08/90	F	V	<b>142.657</b> •	262,5	22	20	56	68	5
	Multi Link suspension	05/88 - 08/90	R		<b>142.665</b>	265	10	8	53	68	5
	standard suspension	01/85 - 08/90	R		<b>142.653</b> •	281	9,6	8,4	73,2	68	5
<b>850 91 - 93</b>											
All Models		09/92 - 08/93	F	V	<b>142.664</b> •	280,3	26	23	50,3	68	4
		09/92 - 08/93	R		<b>142.667</b>	295	9,6	8,4	72	68	4
<b>850 93 - 97</b>											
All Models		11/94 - 01/97	F	V	<b>142.663</b> •	280,3	26	23	50,3	68	5
All Models 2WD		11/94 - 01/97	R		<b>142.668</b>	295	9,6	8,4	72	68	5
All Models 4WD		11/94 - 01/97	R		<b>142.669</b>	282,5	10	8	62	68	5
<b>940</b>											
All Models	with ABS	09/90 - 12/96	F	V	<b>142.661</b> •	280	26	23	56,3	68	5
	without ABS	09/90 - 12/96	F	V	<b>142.658</b>	287	22	20	56	68	5
	Multi Link suspension	09/90 - 12/96	R		<b>142.665</b>	265	10	8	53	68	5
	standard suspension	09/90 - 12/96	R		<b>142.653</b> •	281	9,6	8,4	73,2	68	5



www.intercar.org  
 142 -> HPD for high performance discs  
 142 -> HPD per dischi freno ad alte prestazioni



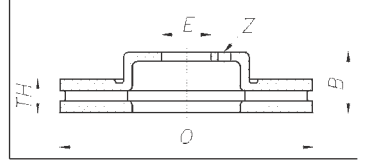
VOLVO



Model		Year	F R	V D	CAR	Ø	TH	min TH	B	E	Z
<b>940 Polar</b>											
All Models		01/97 - 11/98	F	V	<b>142.661</b> •	280	26	23	56,3	68	5
		01/97 - 11/98	R		<b>142.665</b>	265	10	8	53	68	5
All Models SW		01/97 - 11/98	R		<b>142.653</b> •	281	9,6	8,4	73,2	68	5
<b>960</b>											
All Models	with ABS	09/90 - 12/96	F	V	<b>142.661</b> •	280	26	23	56,3	68	5
	without ABS	09/90 - 12/96	F	V	<b>142.658</b>	287	22	20	56	68	5
		09/90 - 10/94	R		<b>142.665</b>	265	10	8	53	68	5
		11/94 - 12/96	R		<b>142.655</b>	265	10	8,4	71	68	5
	standard suspension	09/90 - 12/96	R		<b>142.653</b> •	281	9,6	8,4	73,2	68	5
All Models SW	Multi Link suspension	05/93 - 12/96	R		<b>142.665</b>	265	10	8	53	68	5
<b>C30 06</b>											
All Models	15" wheels	10/06 -	F	V	<b>142.1143</b>	278	25	23	48,7	63,5	5
	16" wheels	10/06 -	F	V	<b>142.1144</b>	300	25	23	48,7	63,5	5
		10/06 -	R		<b>142.1145</b>	280	11	9	41	63,5	5
<b>C70</b>											
2.0i T5 20V		05/97 -	F	V	<b>142.663</b> •	280,3	26	23	50,3	68	5
2.3i T5 20V	16" wheels	05/97 -	F	V	<b>142.663</b> •	280,3	26	23	50,3	68	5
2.5i Turbo 20V		05/97 -	F	V	<b>142.663</b> •	280,3	26	23	50,3	68	5
All Models	17" wheels	05/97 -	F	V	<b>142.672</b>	302	26	23	50	68	5
		05/97 -	R		<b>142.668</b>	295	9,6	8,4	72	68	5
All Models 4WD		05/97 -	R		<b>142.669</b>	282,5	10	8	62	68	5
All Models Cabriolet		03/98 -	F	V	<b>142.663</b> •	280,3	26	23	50,3	68	5
<b>C70 06</b>											
All Models	15" wheels	03/06 -	F	V	<b>142.1143</b>	278	25	23	48,7	63,5	5
	16" wheels	03/06 -	F	V	<b>142.1144</b>	300	25	23	48,7	63,5	5
		03/06 -	R		<b>142.1145</b>	280	11	9	41	63,5	5
<b>S40</b>											
All Models		03/97 - 03/98	F	V	<b>142.670</b> •	256	24	21,5	45,5	69	4
		04/98 - 12/03	F	V	<b>142.671</b> •	281	24	21,5	45,5	69	4
		05/96 - 12/03	R		<b>142.673</b>	260	10	8,4	41	90	4
<b>S40 04</b>											
All Models	15" wheels	01/04 -	F	V	<b>142.1143</b>	278	25	23	48,7	63,5	5
	16" wheels	01/04 -	F	V	<b>142.1144</b>	300	25	23	48,7	63,5	5
	17" wheels	01/04 -	F	V	<b>142.1259</b>	320	25	23	48,5	63,5	5
		01/04 -	R		<b>142.1145</b>	280	11	9	41	63,5	5
<b>S60</b>											
All Models	15" wheels	07/00 -	F	V	<b>142.051</b>	286	26	23	50,3	68	5
	16" wheels	07/00 -	F	V	<b>142.649</b>	305	28	25	50,3	68	5
	with 320 mm Discs	07/00 -	F	V	<b>142.1283</b>	320	28	25	50	68	5
		07/00 -	R		<b>142.648</b>	288	12	10	65	68	5
<b>S60 10</b>											
All Models	16" wheels	04/10 -	F	V	<b>142.1365</b>	300	28	26	52	63,5	5
	17" wheels	04/10 -	F	V	<b>142.1399</b>	316	28	26	52	63,5	5
	solid Discs	04/10 -	R		<b>142.1538</b>	302	11	9	40,8	63,5	5
	vented Discs	04/10 -	R	V	<b>142.1489</b>	302	22	20	40,8	63,5	5
<b>S70</b>											
2.0 10V	93 Kw	02/97 -	F	V	<b>142.663</b> •	280,3	26	23	50,3	68	5
2.0 20V	132 Kw	02/97 -	F	V	<b>142.672</b>	302	26	23	50	68	5
2.0 20V Turbo	166 Kw	02/97 -	F	V	<b>142.672</b>	302	26	23	50	68	5
2.3 T5	176 Kw	02/97 -	F	V	<b>142.672</b>	302	26	23	50	68	5
2.3 Turbo	184 Kw	02/97 -	F	V	<b>142.672</b>	302	26	23	50	68	5
2.4	103 Kw	10/98 -	F	V	<b>142.663</b> •	280,3	26	23	50,3	68	5
2.5 10V	106 Kw	02/97 -	F	V	<b>142.663</b> •	280,3	26	23	50,3	68	5
2.5 20V	125 Kw	02/97 -	F	V	<b>142.672</b>	302	26	23	50	68	5
2.5 20V Turbo	142 Kw	02/97 -	F	V	<b>142.672</b>	302	26	23	50	68	5
2.5 TDI	103 Kw	02/97 -	F	V	<b>142.663</b> •	280,3	26	23	50,3	68	5
All Models		01/97 - 02/00	R		<b>142.668</b>	295	9,6	8,4	72	68	5
All Models AWD		01/97 - 02/00	R		<b>142.669</b>	282,5	10	8	62	68	5
<b>S80 98</b>											
All Models	15" wheels	11/98 -	F	V	<b>142.051</b>	286	26	23	50,3	68	5
	16" wheels	11/98 -	F	V	<b>142.649</b>	305	28	25	50,3	68	5



# VOLVO



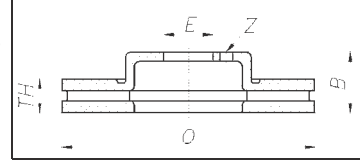
Model	Year	F R	V D	<b>CAR</b>	Ø	TH	min TH	B	E	Z
<b>S80 06</b>	11/98 -	<b>R</b>		<b>142.648</b>	288	12	10	65	68	5
All Models	with 320 mm Discs	<b>F</b>	<b>V</b>	<b>142.1283</b>	320	28	25	50	68	5
	with 336 mm Discs	<b>F</b>	<b>V</b>	<b>142.1527</b>	336	28	26	52	63,5	5
	vented Discs	<b>R</b>	<b>V</b>	<b>142.1489</b>	302	22	20	40,8	63,5	5
	with electronic parking brake	<b>R</b>		<b>142.1538</b>	302	11	9	40,8	63,5	5
	without electronic parking brake	<b>R</b>		<b>142.1537</b>	302	12	10	69,2	63,5	5
<b>S90</b>										
2.9i 24V	01/96 - 10/98	<b>F</b>	<b>V</b>	<b>142.663</b> •	280,3	26	23	50,3	68	5
	Multi Link suspension	<b>R</b>		<b>142.655</b>	265	10	8,4	71	68	5
<b>V40</b>										
All Models	04/98 - 07/03	<b>F</b>	<b>V</b>	<b>142.671</b> •	281	24	21,5	45,5	69	4
	05/96 - 03/98	<b>F</b>	<b>V</b>	<b>142.670</b> •	256	24	21,5	45,5	69	4
	05/96 -	<b>R</b>		<b>142.673</b>	260	10	8,4	41	90	4
<b>V50 04</b>										
All Models	15" wheels	<b>F</b>	<b>V</b>	<b>142.1143</b>	278	25	23	48,7	63,5	5
	16" wheels	<b>F</b>	<b>V</b>	<b>142.1144</b>	300	25	23	48,7	63,5	5
	17" wheels	<b>F</b>	<b>V</b>	<b>142.1259</b>	320	25	23	48,5	63,5	5
		<b>R</b>		<b>142.1145</b>	280	11	9	41	63,5	5
<b>V60 10</b>										
All Models	16" wheels	<b>F</b>	<b>V</b>	<b>142.1365</b>	300	28	26	52	63,5	5
	17" wheels	<b>F</b>	<b>V</b>	<b>142.1399</b>	316	28	26	52	63,5	5
	solid Discs	<b>R</b>		<b>142.1538</b>	302	11	9	40,8	63,5	5
	vented Discs	<b>R</b>	<b>V</b>	<b>142.1489</b>	302	22	20	40,8	63,5	5
<b>V70 97</b>										
2.0 10V	93 Kw	<b>F</b>	<b>V</b>	<b>142.663</b> •	280,3	26	23	50,3	68	5
2.0 20V	132 Kw	<b>F</b>	<b>V</b>	<b>142.672</b>	302	26	23	50	68	5
2.0 20V Turbo	166 Kw	<b>F</b>	<b>V</b>	<b>142.672</b>	302	26	23	50	68	5
2.3 T5	176 Kw	<b>F</b>	<b>V</b>	<b>142.672</b>	302	26	23	50	68	5
2.3 T5 AWD-4WD	176 Kw	<b>F</b>	<b>V</b>	<b>142.672</b>	302	26	23	50	68	5
2.3 Turbo	184 Kw	<b>F</b>	<b>V</b>	<b>142.672</b>	302	26	23	50	68	5
2.4	103 Kw	<b>F</b>	<b>V</b>	<b>142.663</b> •	280,3	26	23	50,3	68	5
2.5 10V	106 Kw	<b>F</b>	<b>V</b>	<b>142.663</b> •	280,3	26	23	50,3	68	5
2.5 20V	125 Kw	<b>F</b>	<b>V</b>	<b>142.672</b>	302	26	23	50	68	5
2.5 20V Turbo	142 Kw	<b>F</b>	<b>V</b>	<b>142.672</b>	302	26	23	50	68	5
2.5 TDI	103 Kw	<b>F</b>	<b>V</b>	<b>142.663</b> •	280,3	26	23	50,3	68	5
All Models	exc. AWD	<b>R</b>		<b>142.668</b>	295	9,6	8,4	72	68	5
All Models AWD		<b>R</b>		<b>142.1260</b>	288	12	10	62	68	5
<b>V70 00</b>										
All Models	15" wheels	<b>F</b>	<b>V</b>	<b>142.051</b>	286	26	23	50,3	68	5
	with 320 mm Discs	<b>F</b>	<b>V</b>	<b>142.1283</b>	320	28	25	50	68	5
		<b>R</b>		<b>142.648</b>	288	12	10	65	68	5
All Models AWD		<b>R</b>		<b>142.1260</b>	288	12	10	62	68	5
<b>V70 07</b>										
All Models	16" wheels	<b>F</b>	<b>V</b>	<b>142.1365</b>	300	28	26	52	63,5	5
	16,5" wheels	<b>F</b>	<b>V</b>	<b>142.1399</b>	316	28	26	52	63,5	5
	18" wheels	<b>F</b>	<b>V</b>	<b>142.1527</b>	336	28	26	52	63,5	5
	vented Discs	<b>R</b>	<b>V</b>	<b>142.1489</b>	302	22	20	40,8	63,5	5
	with electronic parking brake	<b>R</b>		<b>142.1538</b>	302	11	9	40,8	63,5	5
	without electronic parking brake	<b>R</b>		<b>142.1537</b>	302	12	10	69,2	63,5	5
<b>V90</b>										
2.9i 24V	01/96 - 10/98	<b>F</b>	<b>V</b>	<b>142.663</b> •	280,3	26	23	50,3	68	5
	01/96 - 10/98	<b>R</b>		<b>142.655</b>	265	10	8,4	71	68	5
<b>VOLVO Mpv - Suv - Off road</b>										
<b>XC60</b>										
3.0	05/08 -	<b>F</b>	<b>V</b>	<b>142.1505</b>	328	30	28	52	63,5	5
2.4	05/08 -	<b>F</b>	<b>V</b>	<b>142.1505</b>	328	30	28	52	63,5	5
2.4 D5	05/08 -	<b>F</b>	<b>V</b>	<b>142.1505</b>	328	30	28	52	63,5	5
All Models	05/08 -	<b>R</b>	<b>V</b>	<b>142.1506</b>	302	22	20	50,7	63,5	5
<b>XC70</b>										
All Models	15" wheels	<b>F</b>	<b>V</b>	<b>142.051</b>	286	26	23	50,3	68	5



www.intercar.org  
 142 -> HPD for high performance discs  
 142 -> HPD per dischi freno ad alte prestazioni



# VOLVO



Model	Year	F R	V D	CAR	Ø	TH	min TH	B	E	Z
16" wheels	01/00 -	F	V	<b>142.649</b>	305	28	25	50,3	68	5
17" wheels	01/00 -	F	V	<b>142.1283</b>	320	28	25	50	68	5
exc. AWD	01/00 -	R		<b>142.648</b>	288	12	10	65	68	5
All Models AWD	01/00 -	R		<b>142.1260</b>	288	12	10	62	68	5
<b>XC70 07</b>										
2.4 AWD	08/07 -	F	V	<b>142.1365</b>	300	28	26	52	63,5	5
2.4 D5 AWD	08/07 -	F	V	<b>142.1365</b>	300	28	26	52	63,5	5
3.2 AWD	08/07 -	F	V	<b>142.1365</b>	300	28	26	52	63,5	5
All Models	18" wheels	F	V	<b>142.1527</b>	336	28	26	52	63,5	5
	vented Discs	R	V	<b>142.1489</b>	302	22	20	40,8	63,5	5
	with electronic parking brake	R		<b>142.1538</b>	302	11	9	40,8	63,5	5
	without electronic parking brake	R		<b>142.1537</b>	302	12	10	69,2	63,5	5
<b>XC90</b>										
All Models	16" wheels	F	V	<b>142.052</b>	316	28	25	50	68	5
	17" wheels	F	V	<b>142.053</b>	336	30	27	51	68	5
		R	V	<b>142.054</b>	308	20	18	64,6	68	5

## VOLVO Industrial vehicle

### Serie FL

FL4	5,5 ton.	05/86 -	R	V	<b>150.410</b>	322	30	28	115	164	6
FL4 08		05/86 -	F	V	<b>150.440</b>	322	30	28	90	132	6
FL4 11		05/86 -	F	V	<b>150.440</b>	322	30	28	90	132	6
FL6 08		05/86 -	F	V	<b>150.430</b>	322	30	28	90	132	8
		05/86 -	F	V	<b>150.440</b>	322	30	28	90	132	6
		05/86 -	R	V	<b>150.420</b>	322	30	28	138	216	8
FL6 11		05/86 -	F	V	<b>150.440</b>	322	30	28	90	132	6
FL6 14 Bat	5,2 ton.	05/86 -	F	V	<b>150.440</b>	322	30	28	90	132	6
	7,2 ton.	05/86 -	F	V	<b>150.430</b>	322	30	28	90	132	8
	5,2 ton.	05/86 -	R	V	<b>150.420</b>	322	30	28	138	216	8

## VOLVO Bus

### Bus

B10			F	V	<b>151.530</b>	438	45	42	127	195	10
-----	--	--	---	---	----------------	-----	----	----	-----	-----	----

## ZASTAVA

### 101

1.1	55	02/70 - 08/84	F		<b>142.161</b> •	227	10,8	9	45,8	61,5	4
	55	02/70 - 08/84	R	D	<b>433.061</b>	185,4	35,7		53,1	59	4
1.3	65	02/70 - 08/84	F		<b>142.161</b> •	227	10,8	9	45,8	61,5	4
	65	02/70 - 08/84	R	D	<b>433.061</b>	185,4	35,7		53,1	59	4

### Sana - Florida

		09/89 - 10/98	F		<b>142.167</b> •	240,5	11	9,2	40	59	4
--	--	---------------	---	--	------------------	-------	----	-----	----	----	---

### Tempo

		02/91 - 06/98	F		<b>142.161</b> •	227	10,8	9	45,8	61,5	4
--	--	---------------	---	--	------------------	-----	------	---	------	------	---

### Van Tempo

		02/91 - 06/98	F		<b>142.161</b> •	227	10,8	9	45,8	61,5	4
--	--	---------------	---	--	------------------	-----	------	---	------	------	---

### Van Yugo

		06/83 - 08/93	F		<b>142.161</b> •	227	10,8	9	45,8	61,5	4
--	--	---------------	---	--	------------------	-----	------	---	------	------	---

### Yugo

45/A		03/82 - 05/91	F		<b>142.161</b> •	227	10,8	9	45,8	61,5	4
55/A		03/82 - 05/91	F		<b>142.161</b> •	227	10,8	9	45,8	61,5	4
65/A		03/82 - 05/91	F		<b>142.161</b> •	227	10,8	9	45,8	61,5	4
All Models		04/80 - 02/82	F		<b>142.161</b> •	227	10,8	9	45,8	61,5	4
		04/80 - 05/91	R	D	<b>433.061</b>	185,4	35,7		53,1	59	4

## ZF Trailer

### Trailer

			V		<b>150.600</b>	430	45	37	131	203	10
--	--	--	---	--	----------------	-----	----	----	-----	-----	----





**OEM - CAR**





OEM	CAR	OEM	CAR	OEM	CAR	OEM	CAR
<i>ACERBI</i>		51815312	<b>142.1653</b>	60812685	<b>142.418</b>	420 615 601 A	<b>142.1443</b>
449418	<b>150.495</b>	51815313	<b>142.1729</b>	60813016	<b>433.100</b>	420 615 601 B	<b>142.1443</b>
M069 018	<b>150.490</b>	548195	<b>142.007</b>	60813038	<b>142.419</b>	420 615 601 C	<b>142.1443</b>
<i>ALFA ROMEO</i>		60501453	<b>142.186</b>	60814639	<b>142.402</b>	420 615 601 E	<b>142.1443</b>
105122201400	<b>142.040</b>	60514881	<b>142.007</b>	60814646	<b>142.403</b>	431 615 301	<b>142.713</b>
105142201400	<b>142.019</b>	60516371	<b>142.040</b>	60815938	<b>142.187</b>	431 615 301 A	<b>142.723</b>
105142201500	<b>142.019</b>	60516948	<b>142.050</b>	71711434	<b>142.187</b>	437 615 301	<b>142.719</b>
105482621500	<b>142.050</b>	60522092	<b>142.183</b>	71711447	<b>142.187</b>	437 615 301 A	<b>142.719</b>
115105	<b>142.181</b>	60526087	<b>142.010</b>	71738907	<b>142.004</b>	437 615 601	<b>142.708</b>
116002201400	<b>142.080</b>	60526121	<b>142.015</b>	71738909	<b>142.003</b>	441 615 301 AA	<b>142.712</b>
116002201401	<b>142.080</b>	60533595	<b>142.182</b>	71739571	<b>142.011</b>	443 615 301	<b>142.713</b>
116002621504	<b>142.100</b>	60533706	<b>142.110</b>	71739572	<b>142.008</b>	443 615 301 A	<b>142.723</b>
116382201401	<b>142.110</b>	60533971	<b>142.184</b>	71739636	<b>142.186</b>	443 615 301 B	<b>142.723</b>
116462201402	<b>142.183</b>	60533972	<b>142.184</b>	71739641	<b>142.013</b>	443 615 601	<b>142.701</b>
116462621501	<b>142.184</b>	60569163	<b>142.187</b>	71769482	<b>142.016</b>	443 615 601 B	<b>142.765</b>
116502201401	<b>142.010</b>	60569164	<b>142.188</b>	7568440	<b>142.176</b>	443 615 601 E	<b>142.709</b>
116502201402	<b>142.010</b>	60571548	<b>142.187</b>	7568501	<b>142.175</b>	447 615 301 A	<b>142.733</b>
116502621500	<b>142.015</b>	60576335	<b>142.008</b>	795035	<b>142.006</b>	447 615 301 B	<b>142.733</b>
116502621501	<b>142.015</b>	60576811	<b>142.003</b>	795036	<b>142.006</b>	447 615 601 A	<b>142.766</b>
125253	<b>142.002</b>	60578920	<b>142.011</b>	82488240	<b>142.403</b>	447 615 601 B	<b>142.766</b>
128573	<b>142.181</b>	60606170	<b>142.004</b>	8582290	<b>142.178</b>	4A0 615 301 B	<b>142.717</b>
130474	<b>142.186</b>	60617106	<b>142.013</b>	8584182	<b>142.185</b>	4A0 615 301 C	<b>142.718</b>
161002201401	<b>142.010</b>	60621051	<b>142.003</b>	93500520	<b>142.176</b>	4A0 615 301 D	<b>142.718</b>
161502621501	<b>142.015</b>	60622077	<b>142.187</b>	93800492	<b>142.180</b>	4A0 615 301 E	<b>142.718</b>
162062201400	<b>142.182</b>	60629865	<b>142.023</b>	96609633	<b>142.181</b>	4A0 615 601 A	<b>142.752</b>
164062610001	<b>142.188</b>	60651437	<b>142.011</b>	<i>ARO</i>		4B0 615 301 C	<b>142.1189</b>
164102202300	<b>142.187</b>	60652186	<b>142.016</b>	7700502515	<b>142.550</b>	4B0 615 601	<b>142.754</b>
164202202302	<b>142.414</b>	60653478	<b>142.187</b>	<i>AUDI</i>		4B0 615 601 A	<b>142.282</b>
164202202303	<b>142.414</b>	60653479	<b>142.188</b>	175 615 301	<b>142.710</b>	4B0 615 601 B	<b>142.280</b>
164202610001	<b>142.415</b>	60653487	<b>142.013</b>	1J0 615 301	<b>142.748</b>	4B3 615 301	<b>142.1286</b>
1904693	<b>150.060</b>	60658565	<b>142.187</b>	1J0 615 301 C	<b>142.748</b>	4B3 615 601	<b>142.1193</b>
4.389.374	<b>433.075</b>	60658566	<b>142.188</b>	1J0 615 301 D	<b>142.746</b>	4D0 615 301 A	<b>142.288</b>
46425960	<b>142.012</b>	60658567	<b>142.013</b>	1J0 615 301 E	<b>142.747</b>	4D0 615 301 B	<b>142.1008</b>
46427948	<b>142.004</b>	60670801	<b>142.016</b>	1J0 615 301 L	<b>142.746</b>	4D0 615 301 E	<b>142.1008</b>
46445004	<b>142.419</b>	60670804	<b>142.011</b>	1J0 615 301 P	<b>142.747</b>	4D0 615 301 F	<b>142.288</b>
46445006	<b>142.187</b>	60702446	<b>142.110</b>	1J0 615 301 R	<b>142.748</b>	4D0 615 301 J	<b>142.1573</b>
46449390	<b>142.402</b>	60703170	<b>142.100</b>	1J0 615 601	<b>142.749</b>	4D0 615 601 B	<b>142.289</b>
46455892	<b>142.419</b>	60703237	<b>142.002</b>	1J0 615 601 D	<b>142.290</b>	4E0 615 301 A	<b>142.1043</b>
46469908	<b>142.190</b>	60703238	<b>142.006</b>	1K0 615 301 AA	<b>142.1023</b>	4E0 615 301 E	<b>142.1721</b>
46542702	<b>142.190</b>	60703488	<b>142.080</b>	1K0 615 301 AK	<b>142.1019</b>	4E0 615 301 G	<b>142.1043</b>
46843608	<b>142.1087</b>	60714639	<b>142.402</b>	1K0 615 301 M	<b>142.1025</b>	4E0 615 301 J	<b>142.1043</b>
46843610	<b>142.1227</b>	60721735	<b>142.019</b>	1K0 615 301 S	<b>142.1019</b>	4E0 615 301 K	<b>142.1721</b>
46843611	<b>142.1228</b>	60800345	<b>142.008</b>	1K0 615 301 T	<b>142.1021</b>	4E0 615 301 P	<b>142.1043</b>
51731346	<b>142.1226</b>	60801722	<b>142.187</b>	1K0 615 601 AB	<b>142.1022</b>	4E0 615 601	<b>142.1214</b>
51733051	<b>142.1086</b>	60801751	<b>142.418</b>	1K0 615 601 AC	<b>142.1020</b>	4E0 615 601 A	<b>142.1044</b>
51738833	<b>142.1441</b>	60801754	<b>142.414</b>	1K0 615 601 K	<b>142.1022</b>	4E0 615 601 E	<b>142.1214</b>
51760273	<b>142.1091</b>	60801755	<b>142.415</b>	1K0 615 601 L	<b>142.1020</b>	4E0 615 601 J	<b>142.1214</b>
51760274	<b>142.1092</b>	60801786	<b>142.188</b>	1K0 615 601 M	<b>142.1024</b>	4E0 615 601 K	<b>142.1044</b>
51760621	<b>142.1087</b>	60801787	<b>142.188</b>	1K0 615 601 N	<b>142.1026</b>	4E0 615 601 L	<b>142.1234</b>
51760622	<b>142.1088</b>	60805117	<b>142.167</b>	321 615 301	<b>142.710</b>	4F0 615 301 D	<b>142.1127</b>
51767377	<b>142.1227</b>	60805172	<b>142.418</b>	321 615 301 A	<b>142.715</b>	4F0 615 301 E	<b>142.1128</b>
51767378	<b>142.1227</b>	60806135	<b>142.419</b>	321 615 301 B	<b>142.715</b>	4F0 615 301 F	<b>142.1129</b>
51767379	<b>142.1228</b>	60806137	<b>142.192</b>	321 615 301 C	<b>142.715</b>	4F0 615 301 G	<b>142.1129</b>
51767380	<b>142.1228</b>	60807625	<b>142.418</b>	3D0 615 301G	<b>142.1573</b>	4F0 615 601 B	<b>142.1435</b>
51767381	<b>142.1225</b>	60808872	<b>142.168</b>	3D0 615 601	<b>142.1234</b>	4F0 615 601 D	<b>142.1131</b>
51767382	<b>142.1225</b>	60810076	<b>142.192</b>	3D0 615 601 C	<b>142.1234</b>	4F0 615 601 E	<b>142.1130</b>
51767383	<b>142.1226</b>	60810404	<b>142.419</b>	3D0 615 601 D	<b>142.1044</b>	4F0 615 601 F	<b>142.1131</b>
51767384	<b>142.1226</b>	60811256	<b>142.192</b>	3D0 615 601 E	<b>142.1214</b>	4F0 615 601 G	<b>142.1432</b>
51768587	<b>142.1086</b>	60811266	<b>142.192</b>	3D0 615 601 L	<b>142.1234</b>	4G0 615 301	<b>142.1583</b>
51806278	<b>142.1653</b>	60811879	<b>142.167</b>	420 615 301 A	<b>142.1442</b>	4G0 615 301 A	<b>142.1582</b>
51806283	<b>142.1729</b>	60811890	<b>142.412</b>	420 615 301 B	<b>142.1442</b>	4H0 615 301 K	<b>142.1666</b>
51813785	<b>142.1441</b>	60812067	<b>142.412</b>	420 615 301 D	<b>142.1442</b>	4H0 615 301 L	<b>142.1667</b>





OEM	CAR	OEM	CAR	OEM	CAR	OEM	CAR
4H0 615 601 D	142.1584	8E0 615 601 R	142.1135	34 111 158 040	142.108	34 116 767 059	142.079
4H0 615 601 F	142.1668	8J0 615 301	142.1433	34 111 158 042	142.128	34 116 767 061	142.101
4H0 615 601 H	142.1584	8J0 615 301 G	142.1433	34 111 158 550	142.074	34 116 767 269	142.1065
4Z7 615 601	142.1429	8J0 615 601	142.1431	34 111 159 895	142.103	34 116 769 305	142.077
5C0 615 301 A	142.1021	8J0 615 601 A	142.1430	34 111 159 896	142.107	34 116 770 729	142.1434
5C0 615 301 B	142.1023	8K0 615 301	142.1507	34 111 159 897	142.108	34 116 771 982	142.1561
6E0 615 301	142.285	8K0 615 301 A	142.1309	34 111 159 898	142.128	34 116 771 985	142.1490
6Q0 609 616	142.753	8K0 615 301 K	142.1308	34 111 159 916	142.103	34 116 771 986	142.1464
7L6 615 301 K	142.1017	8K0 615 301 M	142.1308	34 111 160 673	142.112	34 116 772 669	142.1163
7L6 615 302 K	142.1016	8K0 615 601 B	142.1311	34 111 160 674	142.113	34 116 774 875	142.1523
7L6 615 601 J	142.1018	8K0 615 601 C	142.1310	34 111 160 849	142.108	34 116 775 277	142.1587
7L8 615 301	142.1017	8L0 615 301	142.722	34 111 160 915	142.127	34 116 778 647	142.1444
7L8 615 302	142.1016	8L0 615 601	142.726	34 111 160 936	142.108	34 116 779 467	142.1060
7L8 615 601 A	142.1185	8N0 615 301 A	142.722	34 111 161 372	142.086	34 116 782 067	142.1467
7L8 615 601 C	142.1018	8N0 615 601 B	142.726	34 111 161 693	142.128	34 116 782 068	142.1468
7L8 615 601 D	142.1185	8R0 615 301	142.1581	34 111 162 093	142.104	34 116 785 669	142.1588
811 615 301	142.705	8Z0 615 301 B	142.746	34 111 162 282	142.113	34 116 785 670	142.1589
811 616 301 B	142.705	<b>AUTOBIANCHI</b>		34 111 162 288	142.113	34 116 785 675	142.1590
823 615 301	142.705	4208311	142.161	34 111 163 013	142.101	34 116 785 676	142.1591
839 615 301	142.710	4385812	142.161	34 111 163 081	142.101	34 116 792 215	142.1071
841 615 301	142.715	<b>BEDFORD</b>		34 111 163 128	142.116	34 116 792 217	142.1586
853 615 301 A	142.706	5551182000	142.954	34 111 163 134	142.122	34 116 792 221	142.1596
853 615 301 C	142.706	569030	142.503	34 111 163 135	142.123	34 116 793 243	142.1561
853 615 601	142.707	90065903	142.500	34 111 163 136	142.123	34 116 793 244	142.1464
861 615 301	142.700	90086193	142.502	34 111 163 147	142.091	34 116 793 245	142.1490
861 615 301 B	142.700	90111242	142.503	34 111 163 148	142.091	34 116 794 429	142.1592
893 615 301	142.738	90121445	142.504	34 111 164 199	142.113	34 116 855 152	142.094
895 615 301	142.735	94113628	142.535	34 111 164 539	142.094	34 119 804 828	142.1702
895 615 301 A	142.739	94113629	142.535	34 111 164 839	142.101	34 119 804 829	142.1703
895 615 301 B	142.734	94242571	142.535	34 111 164 921	142.113	34 201 166 073	142.076
895 615 301 D	142.740	<b>BMW</b>		34 111 164 973	142.086	34 206 790 362	142.1662
895 615 601 A	142.745	34 101 166 071	142.077	34 111 165 262	142.074	34 206 797 600	142.1599
8A0 615 301	142.736	34 106 787 490	142.1661	34 111 165 263	142.074	34 209 804 830	142.1704
8A0 615 301 A	142.737	34 106 797 603	142.1597	34 111 165 455	142.113	34 211 103 683	142.121
8A0 615 301 C	142.734	34 111 100 541	142.118	34 111 165 859	142.079	34 211 116 949	142.121
8A0 615 301 D	142.736	34 111 104 017	142.118	34 113 400 151	142.1055	34 211 117 730	142.125
8A0 615 301 E	142.737	34 111 104 541	142.118	34 116 750 265	142.068	34 211 119 566	142.121
8A0 615 601	142.707	34 111 104 944	142.115	34 116 750 267	142.069	34 211 119 568	142.121
8D0 615 301 A	142.714	34 111 116 675	142.116	34 116 750 713	142.089	34 211 119 581	142.111
8D0 615 301 AD	142.753	34 111 116 940	142.120	34 116 752 434	142.126	34 211 121 387	142.124
8D0 615 301 J	142.078	34 111 117 038	142.117	34 116 753 091	142.1068	34 211 122 282	142.111
8D0 615 301 K	142.753	34 111 117 422	142.115	34 116 753 211	142.1065	34 211 152 298	142.125
8D0 615 301 M	142.753	34 111 119 111	142.117	34 116 753 221	142.1065	34 211 152 571	142.124
8D0 615 601 A	142.762	34 111 119 112	142.117	34 116 756 045	142.089	34 211 155 499	142.106
8D0 615 601 B	142.750	34 111 119 248	142.116	34 116 756 847	142.075	34 211 155 501	142.105
8D0 615 601 D	142.1122	34 111 119 249	142.116	34 116 757 526	142.094	34 211 156 668	142.114
8E0 615 301 AD	142.1132	34 111 119 563	142.120	34 116 757 746	142.103	34 211 157 360	142.106
8E0 615 301 AE	142.1224	34 111 119 564	142.120	34 116 757 750	142.112	34 211 157 361	142.106
8E0 615 301 B	142.751	34 111 151 632	142.122	34 116 757 752	142.104	34 211 157 953	142.097
8E0 615 301 K	142.1133	34 111 151 655	142.123	34 116 757 756	142.086	34 211 158 576	142.072
8E0 615 301 P	142.751	34 111 151 656	142.123	34 116 763 824	142.1069	34 211 158 936	142.109
8E0 615 301 Q	142.718	34 111 152 089	142.118	34 116 764 021	142.1066	34 211 159 900	142.097
8E0 615 301 R	142.078	34 111 153 179	142.115	34 116 764 629	142.1071	34 211 160 233	142.067
8E0 615 301 T	142.1133	34 111 153 228	142.091	34 116 764 641	142.1070	34 211 160 809	142.095
8E0 615 601	142.752	34 111 153 230	142.091	34 116 764 643	142.1163	34 211 162 289	142.109
8E0 615 601 A	142.762	34 111 154 747	142.126	34 116 764 645	142.1165	34 211 162 305	142.114
8E0 615 601 B	142.281	34 111 154 749	142.127	34 116 765 457	142.089	34 211 162 315	142.096
8E0 615 601 D	142.287	34 111 154 750	142.127	34 116 766 036	142.089	34 211 162 967	142.105
8E0 615 601 K	142.1135	34 111 155 322	142.107	34 116 766 107	142.1068	34 211 162 968	142.124
8E0 615 601 M	142.1134	34 111 156 143	142.091	34 116 766 224	142.094	34 211 163 153	142.098
8E0 615 601 P	142.281	34 111 157 391	142.107	34 116 766 239	142.113	34 211 163 669	142.099
8E0 615 601 Q	142.287	34 111 158 038	142.107	34 116 766 871	142.1060	34 211 163 835	142.099



OEM	CAR	OEM	CAR	OEM	CAR	OEM	CAR	
34 211 163 845	<b>142.066</b>	03 088 34 060	<b>150.380</b>	4 509 553	<b>142.482</b>	42.46.L8	<b>142.151</b>	
34 211 164 129	<b>142.099</b>	03 088 34 070	<b>150.385</b>	4 509 553 AB	<b>142.482</b>	42.46.P1	<b>142.205</b>	
34 211 164 175	<b>142.098</b>	03 088 34 080	<b>150.395</b>	4 509 553 AC	<b>142.482</b>	42.46.P2	<b>142.205</b>	
34 211 164 399	<b>142.066</b>	03 088 34 087	<b>150.395</b>	4 509 718	<b>142.481</b>	42.46.P3	<b>142.206</b>	
34 211 164 840	<b>142.098</b>	03 088 34 100	<b>150.405</b>	4 509 994 AA	<b>142.339</b>	42.46.P4	<b>142.206</b>	
34 211 164 911	<b>142.090</b>	03 088 34 130	<b>150.406</b>	4 582 225 B	<b>142.345</b>	42.46.R4	<b>142.152</b>	
34 211 165 211	<b>142.096</b>	03 088 34 137	<b>150.406</b>	4 683 260	<b>142.480</b>	42.46.R5	<b>142.531</b>	
34 211 165 257	<b>142.106</b>	03 088 35 010	<b>150.400</b>	4 683 432	<b>142.480</b>	42.46.R6	<b>142.153</b>	
34 211 165 457	<b>142.109</b>	03 088 35 030	<b>150.390</b>	4 683 918	<b>142.336</b>	42.46.R7	<b>142.151</b>	
34 211 165 563	<b>142.093</b>	03 088 35 050	<b>150.400</b>	4 683 918 AB	<b>142.336</b>	42.46.R9	<b>142.534</b>	
34 211 166 127	<b>142.070</b>	03 088 35 057	<b>150.400</b>	4 721 820	<b>142.480</b>	42.46.T2	<b>142.202</b>	
34 211 166 129	<b>142.071</b>	<b>BREDA MENARINI</b>		4 721 820 AC	<b>142.346</b>	42.46.T3	<b>142.142</b>	
34 211 166 165	<b>142.1190</b>	0543541	<b>151.500</b>	4 721 820 AE	<b>142.480</b>	42.46.T8	<b>142.153</b>	
34 213 332 217	<b>142.1056</b>	13162006	<b>151.100</b>	4 721 820 AF	<b>142.346</b>	42.46.T9	<b>142.135</b>	
34 214 031 725	<b>142.1074</b>	5001092	<b>151.100</b>	4 721 821	<b>142.480</b>	42.46.V0	<b>142.135</b>	
34 216 751 194	<b>142.067</b>	D 00816100	<b>151.490</b>	4 764 934 AB	<b>142.482</b>	42.46.W1	<b>142.476</b>	
34 216 752 545	<b>142.1328</b>	D031900	<b>151.480</b>	4 779 111	<b>142.345</b>	42.46.W2	<b>142.477</b>	
34 216 753 215	<b>142.1067</b>	D055283	<b>151.470</b>	4 779 111 AA	<b>142.345</b>	42.46.W3	<b>142.153</b>	
34 216 754 137	<b>142.1194</b>	<b>BREMACH</b>		4 779 111 AB	<b>142.345</b>	42.46.W4	<b>142.165</b>	
34 216 755 407	<b>142.111</b>	B1025	<b>142.1003</b>	4 779 111 AC	<b>142.345</b>	42.46.W5	<b>142.531</b>	
34 216 756 849	<b>142.065</b>	<b>CARDI</b>		4 815 797	<b>142.480</b>	42.46.W6	<b>142.531</b>	
34 216 757 748	<b>142.097</b>	-	<b>150.340</b>	4 879 138 AA	<b>142.1358</b>	42.46.X8	<b>142.478</b>	
34 216 758 552	<b>142.095</b>	<b>CHEVROLET - DAEWOO</b>		4 879 138 AC	<b>142.1358</b>	42.46.Y3	<b>142.169</b>	
34 216 763 345	<b>142.1562</b>	13502139	<b>142.1556</b>	4 879 138 AE	<b>142.1358</b>	42.46.Z1	<b>142.212</b>	
34 216 763 827	<b>142.1075</b>	20955857	<b>142.1343</b>	4509994	<b>142.339</b>	42.46.Z7	<b>142.029</b>	
34 216 764 647	<b>142.1072</b>	20968395	<b>142.1344</b>	4509994AD	<b>142.339</b>	42.46.Z8	<b>142.029</b>	
34 216 764 649	<b>142.1074</b>	30005701	<b>142.954</b>	4721023	<b>142.337</b>	42.46.Z9	<b>142.1084</b>	
34 216 764 651	<b>142.1073</b>	90121445	<b>142.504</b>	4721023 AF	<b>142.337</b>	42.46.Z9	<b>142.1220</b>	
34 216 764 653	<b>142.1452</b>	94846350	<b>142.978</b>	4721023 AG	<b>142.337</b>	42.47.22	<b>433.075</b>	
34 216 764 655	<b>142.1164</b>	94851806	<b>142.978</b>	4743999AA	<b>142.1478</b>	42.47.37	<b>433.068</b>	
34 216 765 458	<b>142.090</b>	94854148	<b>142.984</b>	4779 197AD	<b>142.1446</b>	42.47.38	<b>433.076</b>	
34 216 766 219	<b>142.1194</b>	96052404	<b>142.954</b>	4779 197AE	<b>142.1446</b>	42.49.11	<b>142.1386</b>	
34 216 766 225	<b>142.1328</b>	96058796	<b>142.953</b>	4779 209 AB	<b>142.1447</b>	42.49.16	<b>142.476</b>	
34 216 767 049	<b>142.099</b>	96067908	<b>142.965</b>	4779 209AC	<b>142.1447</b>	42.49.18	<b>142.477</b>	
34 216 767 062	<b>142.067</b>	96179110	<b>142.508</b>	4779 209AE	<b>142.1447</b>	42.49.20	<b>142.1424</b>	
34 216 769 271	<b>142.1074</b>	96218420	<b>142.992</b>	5 073 069	<b>142.346</b>	42.49.23	<b>142.1426</b>	
34 216 771 970	<b>142.1465</b>	96219485	<b>142.993</b>	5 073 069 AA	<b>142.346</b>	42.49.25	<b>142.1425</b>	
34 216 771 971	<b>142.1466</b>	96238673	<b>142.992</b>	5 085 650 AA	<b>142.482</b>	42.49.27	<b>142.173</b>	
34 216 772 085	<b>142.1067</b>	96254392	<b>142.990</b>	5098 063AA	<b>142.021</b>	42.49.29	<b>142.1409</b>	
34 216 775 287	<b>142.1593</b>	96264591	<b>142.347</b>	5098 064AA	<b>142.388</b>	42.49.31	<b>142.1413</b>	
34 216 775 289	<b>142.1594</b>	96284392	<b>142.990</b>	5098 065AA	<b>142.444</b>	42.49.33	<b>142.1083</b>	
34 216 775 291	<b>142.1595</b>	96286933	<b>142.991</b>	5098 066AA	<b>142.444</b>	42.49.34	<b>142.1084</b>	
34 216 778 049	<b>142.1389</b>	96312559	<b>142.991</b>	5105514AA	<b>142.1476</b>	42.49.36	<b>142.169</b>	
34 216 778 051	<b>142.1390</b>	96312560	<b>142.349</b>	5135 475AA	<b>142.1610</b>	42.49.38	<b>142.1417</b>	
34 216 778 649	<b>142.1445</b>	96312660	<b>142.349</b>	5135505AA	<b>142.1245</b>	42.49.39	<b>142.1414</b>	
34 216 779 535	<b>142.1469</b>	96320531	<b>142.990</b>	52128411 AA	<b>142.337</b>	42.49.42	<b>142.1418</b>	
34 216 782 605	<b>142.1616</b>	96328254	<b>142.1291</b>	5290 537AA	<b>142.1448</b>	42.49.44	<b>142.1081</b>	
34 216 784 389	<b>142.1726</b>	96328338	<b>142.347</b>	5290 537AB	<b>142.1448</b>	42.49.45	<b>142.1387</b>	
34 216 792 225	<b>142.1585</b>	96329364	<b>142.1297</b>	5290 538AB	<b>142.1449</b>	42.49.45	<b>142.1388</b>	
34 216 792 227	<b>142.1732</b>	96389659	<b>142.1291</b>	68032944 AA	<b>142.1516</b>	42.49.46	<b>142.1387</b>	
34 216 792 229	<b>142.1598</b>	96455424	<b>142.990</b>	<b>CITROEN</b>		42.49.46	<b>142.1388</b>	
34 216 793 246	<b>142.1466</b>	96471274	<b>142.1654</b>	42.46.C0	<b>142.1083</b>	42.49.53	<b>142.478</b>	
34 216 793 247	<b>142.1465</b>	96549630	<b>142.1545</b>	42.46.H9	<b>142.194</b>	42.49.55	<b>142.1123</b>	
34 216 855 002	<b>142.1074</b>	96549782	<b>142.347</b>	42.46.J0	<b>142.1123</b>	42.49.59	<b>142.1313</b>	
34 216 855 007	<b>142.1073</b>	96574633	<b>142.1654</b>	42.46.J3	<b>142.408</b>	42.49.62	<b>142.1314</b>	
34.216.765.889	<b>142.1680</b>	96625873	<b>142.1344</b>	42.46.J6	<b>142.409</b>	42.49.70	<b>142.1553</b>	
<b>BPW</b>			96625948	<b>142.1343</b>	42.46.J9	<b>142.172</b>	42.49.72	<b>142.1082</b>
03 088 34 010	<b>150.375</b>	<b>CHRYSLER</b>		42.46.K0	<b>142.1081</b>	42.49.74	<b>142.191</b>	
03 088 34 020	<b>150.380</b>	04721995AA	<b>142.1516</b>	42.46.K3	<b>142.169</b>	42.49.76	<b>142.419</b>	
03 088 34 030	<b>150.376</b>	04721996 AA	<b>142.1517</b>	42.46.L3	<b>142.173</b>	42.49.79	<b>142.029</b>	
03 088 34 040	<b>150.370</b>	4 509 340	<b>142.147</b>	42.46.L4	<b>142.173</b>	42.49.81	<b>142.1501</b>	
03 088 34 047	<b>150.370</b>	4 509 552	<b>142.481</b>	42.46.L6	<b>142.150</b>	42.49.86	<b>142.1501</b>	



OEM	CAR
42.49.88	<b>142.1600</b>
42.49.99	<b>142.173</b>
42.49.F6	<b>142.1671</b>
42.49.F7	<b>142.1672</b>
42.49.G1	<b>142.476</b>
42.49.K2	<b>142.1409</b>
42.49.L5	<b>142.1717</b>
4246N5	<b>142.176</b>
4246N7	<b>142.177</b>
4246Y7	<b>142.213</b>
424934	<b>142.1220</b>
424982	<b>142.152</b>
54.162.77	<b>142.170</b>
54.261.84	<b>142.171</b>
54.296.69S	<b>142.136</b>
54.488.26	<b>142.131</b>
54.893.62D	<b>142.137</b>
75.318.19	<b>142.176</b>
75.386.82	<b>142.177</b>
75.485.825	<b>142.134</b>
75.485.825 Y	<b>142.134</b>
75.529.364	<b>142.136</b>
75.684.40	<b>142.176</b>
79.100.074.63	<b>142.555</b>
91.508.338	<b>142.527</b>
91.517.694	<b>142.529</b>
91.517.695	<b>142.530</b>
93.500.520	<b>142.176</b>
93.500.521	<b>142.177</b>
95.027.199	<b>142.141</b>
95.030.547	<b>142.142</b>
95.543.736	<b>142.155</b>
95.563.153	<b>142.131</b>
95.575.080	<b>142.528</b>
95.582.061	<b>142.140</b>
95.582.062	<b>142.140</b>
95.585.454	<b>142.528</b>
95.599.322	<b>142.129</b>
95.632.048	<b>142.531</b>
95.637.322	<b>142.532</b>
95.638.635	<b>142.156</b>
95.661.746	<b>142.528</b>
95.661.747	<b>142.530</b>
95.661.748	<b>142.527</b>
95.661.749	<b>142.144</b>
95.661.796	<b>142.146</b>
95.661.810	<b>142.141</b>
95.661.811	<b>142.133</b>
95.661.812	<b>142.532</b>
95.661.813	<b>142.145</b>
95.661.814	<b>142.142</b>
95.661.849	<b>142.140</b>
95.667.809	<b>142.531</b>
95.667.810	<b>142.135</b>
95.667.811	<b>142.139</b>
95.669.226	<b>142.143</b>
96.012.770	<b>142.144</b>
96.017.878	<b>142.143</b>
96.047.276	<b>142.133</b>
96.070.525	<b>142.527</b>
96.099.616	<b>142.145</b>
AM 45123	<b>142.129</b>

OEM	CAR
GX 2117001A	<b>142.131</b>
ZF 04450931	<b>142.175</b>
ZF 07568501	<b>142.175</b>
<i>DACIA</i>	
60.01.547.683	<b>142.1216</b>
60.01.548.578	<b>142.552</b>
60.01.549.211	<b>142.1216</b>
6001547684	<b>142.568</b>
77 00 502 515	<b>142.550</b>
77 00 704 705	<b>142.568</b>
77.01.206.339	<b>142.552</b>
77.11.130.038	<b>142.552</b>
<i>DAF</i>	
1387439	<b>150.045</b>
1640561	<b>150.045</b>
AMPA 014	<b>150.025</b>
AMPB 860	<b>150.025</b>
MAK 2487	<b>150.030</b>
MAK 7429	<b>150.040</b>
MAK 7529	<b>150.040</b>
NJK 2785	<b>150.025</b>
PAK 3545	<b>150.040</b>
PAK 3546	<b>150.030</b>
PAK 5513	<b>150.040</b>
RAK 7404	<b>150.040</b>
<i>DAIHATSU</i>	
43512-87216	<b>142.696</b>
43512-87221	<b>142.696</b>
43512-87402	<b>142.352</b>
43512-87509	<b>142.696</b>
43512-87523	<b>142.211</b>
43512-87603	<b>142.898</b>
43512-87604	<b>142.899</b>
43512-87605	<b>142.899</b>
43512-87607	<b>142.898</b>
43512-87703	<b>142.615</b>
43512-87704	<b>142.615</b>
43512-87709	<b>142.896</b>
43512-87710	<b>142.897</b>
43512-87718	<b>142.897</b>
43512-87723	<b>142.897</b>
43512-87725	<b>142.897</b>
43512-97202	<b>142.351</b>
43512-97204	<b>142.1408</b>
43512-97207	<b>142.1408</b>
43512-97402	<b>142.1518</b>
43512-B1030	<b>142.1519</b>
43512-B1050	<b>142.351</b>
43512-B4010	<b>142.1570</b>
<i>DODGE</i>	
04721677 AA	<b>142.1517</b>
04721996 AA	<b>142.1517</b>
4743999AA	<b>142.1478</b>
5 073 069	<b>142.346</b>
52109938 AB	<b>142.1521</b>
52129250 AA	<b>142.1522</b>
68032944 AA	<b>142.1516</b>
MB 058582	<b>142.960</b>
MB 081630	<b>142.940</b>
MB 316676	<b>142.886</b>
MB 316677	<b>142.945</b>
MB 316729	<b>142.960</b>

OEM	CAR
MB 366080	<b>142.844</b>
MB 407031	<b>142.845</b>
MB 407036	<b>142.849</b>
MB 407038	<b>142.846</b>
MB 407039	<b>142.846</b>
MB 500555	<b>142.831</b>
MB 587579	<b>142.837</b>
MB 618734	<b>142.841</b>
MB 618735	<b>142.841</b>
MB 618737	<b>142.847</b>
MB 618828	<b>142.838</b>
MB 668107	<b>142.839</b>
MB 699280	<b>142.869</b>
MB 699281	<b>142.869</b>
MB 858799	<b>142.832</b>
MB 895097	<b>142.834</b>
MB 895962	<b>142.833</b>
MB 950570	<b>142.839</b>
<i>DR</i>	
720050007	<b>142.1715</b>
720050026	<b>142.1714</b>
720060009	<b>142.1257</b>
<i>EAGLE</i>	
MB 316677	<b>142.945</b>
MB 500555	<b>142.831</b>
MB 587432	<b>142.836</b>
MB 587433	<b>142.836</b>
MB 618734	<b>142.841</b>
MB 618735	<b>142.841</b>
MB 668108	<b>142.835</b>
<i>EFFEDI</i>	
60500015000	<b>142.020</b>
60501031000	<b>142.1000</b>
<i>FIAT</i>	
04721996 AB	<b>142.1517</b>
1300500080	<b>142.172</b>
1300501080	<b>142.173</b>
1306211080	<b>433.076</b>
1307356080	<b>142.169</b>
1309392080	<b>142.408</b>
1311823080	<b>433.068</b>
1313675080	<b>433.075</b>
1316323080	<b>142.194</b>
1317651080	<b>142.408</b>
1325772080	<b>142.205</b>
1471288080	<b>433.068</b>
4.340.300	<b>433.010</b>
4.340.305	<b>433.035</b>
4.379.680	<b>433.061</b>
4.449.694	<b>433.075</b>
4139010	<b>142.161</b>
4208311	<b>142.161</b>
4377102	<b>142.162</b>
4385812	<b>142.161</b>
4448411	<b>142.163</b>
4450931	<b>142.175</b>
46403088	<b>142.419</b>
46403958	<b>142.412</b>
46403959	<b>142.419</b>
46403960	<b>142.167</b>
46416712	<b>142.192</b>
46419204	<b>142.195</b>

OEM	CAR
46423415	<b>142.192</b>
46427947	<b>142.412</b>
46427949	<b>142.412</b>
46445004	<b>142.419</b>
46445005	<b>142.418</b>
46448168	<b>142.419</b>
46465088	<b>142.159</b>
46475338	<b>142.017</b>
46479532	<b>142.159</b>
46535086	<b>142.193</b>
46542383	<b>142.191</b>
46555348	<b>142.017</b>
46765546	<b>142.193</b>
46788929	<b>142.1013</b>
46806233	<b>142.173</b>
46806234	<b>142.169</b>
46819776	<b>433.062</b>
46820655	<b>142.168</b>
46831041	<b>142.191</b>
46831042	<b>142.415</b>
46833806	<b>142.213</b>
46833807	<b>142.212</b>
46836489	<b>142.034</b>
46836490	<b>142.033</b>
46836491	<b>142.031</b>
46844071	<b>142.031</b>
50902166	<b>142.1472</b>
50902167	<b>142.1473</b>
51705749	<b>142.1409</b>
51705758	<b>142.1417</b>
51728377	<b>142.173</b>
51728378	<b>142.169</b>
51740244	<b>142.173</b>
51740245	<b>142.1413</b>
51740246	<b>142.1409</b>
51740247	<b>142.169</b>
51740248	<b>142.1414</b>
51740249	<b>142.1417</b>
51740250	<b>142.1418</b>
51742727	<b>142.1013</b>
51749274	<b>142.1413</b>
51749275	<b>142.1414</b>
51749555	<b>142.1418</b>
51757229	<b>142.1085</b>
51778054	<b>142.1450</b>
51799236	<b>142.034</b>
51805559	<b>142.1232</b>
51806099	<b>142.1412</b>
51806103	<b>142.1412</b>
51813705	<b>142.1232</b>
518222457	<b>142.1450</b>
51830236	<b>142.1180</b>
51848616	<b>142.213</b>
51848618	<b>142.1491</b>
51848619	<b>142.1491</b>
51848620	<b>142.1504</b>
51848621	<b>142.1409</b>
51854567	<b>142.187</b>
51858362	<b>142.169</b>
51859076	<b>142.191</b>
51863509	<b>433.062</b>
51865104	<b>142.1232</b>



OEM	CAR	OEM	CAR	OEM	CAR	OEM	CAR
51865132	142.1232	71750932	142.1722	1066271	142.266	1420600	142.1365
51866265	142.168	71769481	142.167	1102559	142.251	1420601	142.1365
51876438	142.167	71769483	142.419	1102560	142.267	1434812	142.1399
51897455	142.1633	71772274	142.419	1107767	142.263	1434815	142.1399
51916180	433.100	71772275	142.191	1107768	142.266	1437814	142.254
5416277	142.170	71772276	142.212	1108038	142.292	1445625	142.1678
5426184	142.171	71772277	142.017	1112542	142.243	1450669	142.250
55700398	142.1412	71772542	142.177	1134864	142.1047	1451161	142.1427
55700592	142.1182	71772543	142.172	1135173	142.1048	1464031	142.1428
55700593	142.1182	71772544	142.169	1137985	142.240	1468946	142.1178
55700918	142.1412	7531819	142.176	1140278	142.283	1469082	142.1143
55700920	142.1180	7538682	142.177	1141782	142.286	1469085	142.1365
55700921	142.1180	7545556	142.168	1148202	142.242	1473814	142.254
55700922	142.1181	7550923	142.195	1223540	142.1178	1494123	142.256
55700923	142.1181	7566931	142.167	1223543	142.1178	1500158	142.1365
55701380	433.210	7568440	142.176	1223566	142.1145	1500159	142.1366
55702488	142.1412	7568501	142.175	1223568	142.1145	1501069	142.1143
55702569	142.1180	7569600	433.063	1223663	142.1143	1503287	142.1420
55703043	433.210	7645054	142.167	1223664	142.1144	1503290	142.1419
55704058	433.210	7645055	142.168	1223665	142.1143	1514427	142.1366
5741446	142.1470	7645056	142.192	1223666	142.1144	1517696	142.1365
5741447	142.1471	7650707	142.195	1253728	142.1178	1522208	142.264
5938101	142.163	7663465	142.167	1253729	142.1143	1522209	142.265
5961814	142.411	7663466	142.168	1253730	142.1143	1523795	142.1475
60699518	142.187	7685656	142.167	1253962	142.1145	1535924	142.1475
60809894	142.176	7769850	433.063	1253964	142.1144	1539549	142.255
60810025	433.063	7774593	433.100	1253965	142.1144	1541804	142.167
60812422	142.419	7777842	433.061	1320347	142.1178	1541806	142.1013
60813038	142.419	7779409	142.192	1320352	142.1143	1546835	142.1475
60814839	433.063	7789267	142.188	1320581	142.266	1549695	142.256
68032944 AB	142.1516	82387932	142.413	1320585	142.242	1549699	142.254
7.599.325	433.062	82388579	142.414	1321488	142.218	1549700	142.264
7.750.119	433.062	82394418	142.415	1323102	142.219	1549701	142.264
71738144	142.194	82418684	142.188	1323551	142.1145	1549702	142.265
71738145	142.192	82427592	142.187	1323560	142.1144	1549703	142.265
71738373	142.168	82433789	142.418	1323620	142.242	1564842	142.253
71738421	142.167	82433857	142.413	1335684	142.1678	1569253	142.1733
71738422	142.161	82433859	142.415	1360273	142.1678	1571346	142.251
71738423	142.411	82433860	142.414	1371393	142.1420	1571347	142.251
71738905	142.173	82434070	142.415	1371394	142.1419	1571348	142.251
71738906	142.412	82434169	142.416	1371420	142.1428	1575733	142.1178
71738908	142.408	82439939	142.188	1373360	142.1178	1575734	142.1143
71738910	142.172	82440275	142.188	1373361	142.1145	1583835	142.264
71738911	142.188	82450539	142.187	1373369	142.1143	1583926	142.265
71738912	142.188	82450657	142.419	1373370	142.1144	1591990	142.251
71738913	142.415	82451441	142.418	1373371	142.242	1591991	142.251
71738914	142.159	82451747	142.418	1373781	142.242	1591996	142.254
71738915	142.017	82462136	142.412	1376118	142.218	1604636	142.246
71738916	142.017	9404249918	142.1426	1376138	142.219	1610869	142.231
71739567	142.187	9464222687	142.206	1379931	142.1367	1619053	142.257
71739568	142.187	9467548387	142.1424	1379965	142.1365	1619054	142.257
71739569	142.419	9467548487	142.1426	1380046	142.1399	1619173	142.258
71739637	142.169	9467548587	142.1425	1384689	142.1365	1619174	142.258
71739638	142.177	9467548588	142.1425	1385590	142.1367	1619208	142.246
71739639	142.418	9566928380	142.409	1387152	142.1427	1629450	142.251
71739640	142.191	<i>FORD</i>		1387781	142.228	1629451	142.251
71740116	142.176	1001093	142.239	1388256	142.242	1629482	142.257
71740117	142.212	1001094	142.240	1404955	142.1399	1629748	142.258
71740118	142.213	1013581	142.243	1405500	142.1367	1630011	142.230
71740120	142.195	1019604	142.266	1405509	142.1399	1630012	142.262
71742850	142.1191	1023605	142.240	1405510	142.1365	1630149	142.268
71750162	142.1191	1045995	142.240	1419749	142.250	1637618	142.234



OEM	CAR	OEM	CAR	OEM	CAR	OEM	CAR
1637968	<b>142.246</b>	5022453	<b>142.265</b>	6041696	<b>142.255</b>	F5RZ1125A	<b>142.249</b>
1637969	<b>142.268</b>	5022650	<b>142.251</b>	6077974	<b>142.257</b>	F5RZ1125B	<b>142.249</b>
1643706	<b>142.267</b>	5022651	<b>142.251</b>	6077975	<b>142.252</b>	F5RZ2C026A	<b>142.248</b>
1643718	<b>142.267</b>	5022652	<b>142.263</b>	6089876	<b>142.251</b>	XM341027AA	<b>142.1454</b>
1644831	<b>142.244</b>	5022653	<b>142.263</b>	6089877	<b>142.264</b>	YS6W1125AA	<b>142.266</b>
1644844	<b>142.257</b>	5022654	<b>142.266</b>	6089878	<b>142.265</b>		
1644845	<b>142.257</b>	5022655	<b>142.246</b>	6092165	<b>142.258</b>	<b>FSO</b>	
1644857	<b>142.252</b>	5022656	<b>142.246</b>	6100043	<b>142.258</b>	4208311	<b>142.161</b>
1644859	<b>142.267</b>	5022657	<b>142.250</b>	6121989	<b>142.256</b>	4385812	<b>142.161</b>
1648717	<b>142.234</b>	5022658	<b>142.252</b>	6133549	<b>142.257</b>	<b>HONDA</b>	
1659810	<b>142.268</b>	5022659	<b>142.257</b>	6133550	<b>142.257</b>	42510-S1A-E00	<b>142.1299</b>
1661467	<b>142.232</b>	5022660	<b>142.257</b>	6133550	<b>142.257</b>	42510-S1A-E10	<b>142.1299</b>
1661471	<b>142.233</b>	5022661	<b>142.267</b>	6134505	<b>142.267</b>	42510-S2A-000	<b>142.039</b>
1683383	<b>142.1652</b>	5022662	<b>142.258</b>	6134507	<b>142.257</b>	42510-S30-000	<b>142.297</b>
1686723	<b>142.1143</b>	5022662	<b>142.258</b>	6135249	<b>142.259</b>	42510-S30-900	<b>142.297</b>
1704765	<b>142.1708</b>	5022663	<b>142.267</b>	6137291	<b>142.252</b>	42510-S5A-000	<b>142.1239</b>
1799434	<b>142.256</b>	5022664	<b>142.244</b>	6155824	<b>142.257</b>	42510-S5T-E00	<b>142.341</b>
1954433	<b>142.880</b>	5022665	<b>142.234</b>	6156352	<b>142.251</b>	42510-S6D-E00	<b>142.295</b>
3395510	<b>142.937</b>	5022666	<b>142.268</b>	6158202	<b>142.257</b>	42510-S7A-J50	<b>142.1108</b>
3415598	<b>142.866</b>	5022668	<b>142.261</b>	6158203	<b>142.252</b>	42510-S9A-N00	<b>142.1241</b>
3555344	<b>142.242</b>	5022669	<b>142.262</b>	6158204	<b>142.257</b>	42510-SCA-E00	<b>142.1241</b>
3573537	<b>142.242</b>	5022671	<b>142.256</b>	6158205	<b>142.252</b>	42510-SCA-E50	<b>142.1336</b>
3728072	<b>142.968</b>	5022672	<b>142.256</b>	6158206	<b>142.258</b>	42510-SE0-000	<b>142.308</b>
3902826	<b>142.1454</b>	5022674	<b>142.255</b>	6158208	<b>142.258</b>	42510-SE0-010	<b>142.308</b>
3958455	<b>142.937</b>	5022675	<b>142.253</b>	6158210	<b>142.257</b>	42510-SEA-E00	<b>142.1162</b>
4041427	<b>142.229</b>	5022676	<b>142.259</b>	6158211	<b>142.257</b>	42510-SEA-E50	<b>142.1162</b>
4041428	<b>142.228</b>	5022677	<b>142.255</b>	6158212	<b>142.251</b>	42510-SH3-G00	<b>142.308</b>
4071714	<b>142.266</b>	5022679	<b>142.231</b>	6158213	<b>142.251</b>	42510-SK3-E00	<b>142.308</b>
4077455	<b>142.242</b>	5022829	<b>142.254</b>	6158214	<b>142.230</b>	42510-SM4-000	<b>142.311</b>
4083484	<b>142.268</b>	5022947	<b>142.252</b>	6158215	<b>142.262</b>	42510-SM4-010	<b>142.311</b>
4084226	<b>142.266</b>	5022949	<b>142.262</b>	6166055	<b>142.259</b>	42510-SM4-020	<b>142.311</b>
4096352	<b>142.048</b>	5023441	<b>142.261</b>	6166056	<b>142.255</b>	42510-SM4-950	<b>142.306</b>
4097477	<b>142.218</b>	5023444	<b>142.261</b>	6168109	<b>142.261</b>	42510-SMG-E20	<b>142.1237</b>
4097478	<b>142.218</b>	5023482	<b>142.234</b>	6169972	<b>142.258</b>	42510-SNA-A00	<b>142.1237</b>
4098427	<b>142.219</b>	5023483	<b>142.268</b>	6169973	<b>142.258</b>	42510-SP0-000	<b>142.995</b>
4098428	<b>142.219</b>	5023573	<b>142.257</b>	6169974	<b>142.267</b>	42510-SR3-000	<b>142.853</b>
4143445	<b>142.219</b>	5023802	<b>142.235</b>	6169975	<b>142.267</b>	42510-SR3-A10	<b>142.1621</b>
4176921	<b>142.219</b>	5024174	<b>142.232</b>	6172906	<b>150.010</b>	42510-SR3-A11	<b>142.1621</b>
4179398	<b>142.218</b>	5024175	<b>142.233</b>	617443	<b>142.231</b>	42510-SR3-G00	<b>142.853</b>
4179406	<b>142.219</b>	5024373	<b>142.245</b>	6191062	<b>142.263</b>	42510-SR3-J00	<b>142.853</b>
4181042	<b>142.218</b>	5024744	<b>142.252</b>	6191063	<b>142.263</b>	42510-SR3-J01	<b>142.1621</b>
4324591	<b>142.224</b>	5024745	<b>142.258</b>	6191064	<b>142.266</b>	42510-SS0-000	<b>142.989</b>
4328921	<b>142.225</b>	5025610	<b>142.238</b>	6193694	<b>142.261</b>	42510-ST3-E00	<b>142.295</b>
4360107	<b>142.048</b>	5025611	<b>142.270</b>	6450826	<b>142.261</b>	42510-ST7-R00	<b>142.342</b>
4367104	<b>142.227</b>	5025950	<b>142.247</b>	6676462	<b>142.260</b>	42510-SWW-G01	<b>142.1336</b>
4367106	<b>142.227</b>	5025951	<b>142.241</b>	6691106	<b>142.241</b>	42510-SX0-000	<b>142.995</b>
4367107	<b>142.226</b>	5026674	<b>142.236</b>	6C111125 AA	<b>142.1420</b>	42510-SZ3-J00	<b>142.1238</b>
4367108	<b>142.226</b>	5026784	<b>142.249</b>	6C111125 AB	<b>142.1420</b>	42510-TA0-A00	<b>142.1480</b>
4395257	<b>142.229</b>	5026785	<b>142.260</b>	6C111125 BA	<b>142.1419</b>	42510-TF0-000	<b>142.1566</b>
4410264	<b>142.225</b>	5026786	<b>142.248</b>	6C111125 BB	<b>142.1419</b>	42510-TG5-H00	<b>142.1566</b>
4411312	<b>142.224</b>	5027462	<b>142.261</b>	6C112A097AB	<b>142.1427</b>	42510-TL0-G50	<b>142.1482</b>
4454777	<b>142.048</b>	5027463	<b>142.261</b>	6M341027CA	<b>142.1454</b>	42510-TM8-G00	<b>142.1541</b>
4455980	<b>142.227</b>	5027464	<b>142.262</b>	7295020	<b>142.240</b>	45251-S1A-E20	<b>142.1045</b>
4457985	<b>142.227</b>	5028281	<b>142.266</b>	73BB1125CB	<b>142.254</b>	45251-S1A-G00	<b>142.296</b>
4457989	<b>142.226</b>	5029815	<b>142.238</b>	89FX1125AE	<b>142.263</b>	45251-S1A-G60	<b>142.854</b>
4475316	<b>142.226</b>	5029816	<b>142.237</b>	96FX1125AB	<b>142.243</b>	45251-S2A-000	<b>142.038</b>
4564296	<b>142.048</b>	5030658	<b>142.268</b>	96FX1125BA	<b>142.243</b>	45251-S2H-N00	<b>142.913</b>
4668068	<b>142.048</b>	5S6Y1125AA	<b>142.1678</b>	9S51-1125-CA	<b>142.167</b>	45251-S50-G00	<b>142.994</b>
4883102	<b>142.1454</b>	5S6Y1125AB	<b>142.1678</b>	D8RZ1125D	<b>142.251</b>	45251-S5D-A10	<b>142.917</b>
5022254	<b>142.264</b>	5S6Y1125AC	<b>142.1678</b>	E7RY2C026A	<b>142.262</b>	45251-S6D-E10	<b>142.917</b>
5022346	<b>142.254</b>	6010149	<b>142.256</b>	E92Z1125A	<b>142.968</b>	45251-S6F-E10	<b>142.1240</b>
5022347	<b>142.265</b>	6010229	<b>142.254</b>	F32Z1125A	<b>142.937</b>	45251-S6M-000	<b>142.1526</b>
		6010231	<b>142.264</b>	F32Z2C026A	<b>142.866</b>	45251-S6M-A10	<b>142.340</b>



OEM	CAR	OEM	CAR	OEM	CAR	OEM	CAR
45251-S7A-E10	<b>142.1107</b>	45251-ST3-E10	<b>142.917</b>	58329-4A450	<b>142.1635</b>	1904693	<b>150.060</b>
45251-S7A-E11	<b>142.1107</b>	45251-SWW-G01	<b>142.1535</b>	58350-V2100	<b>142.1635</b>	1906438	<b>150.120</b>
45251-S7A-N10	<b>142.1186</b>	45251-SZ3-000	<b>142.913</b>	58411-0X500	<b>142.1147</b>	1906461	<b>150.120</b>
45251-S9A-E50	<b>142.1421</b>	45251-SZ3-E00	<b>142.913</b>	58411-1C800	<b>142.1160</b>	1906466	<b>150.130</b>
45251-SA0-000	<b>142.309</b>	45251-TA0-A00	<b>142.1627</b>	58411-1H300	<b>142.1451</b>	1907526	<b>150.080</b>
45251-SA0-010	<b>142.309</b>	45251-TL0-G50	<b>142.1481</b>	58411-1K300	<b>142.1451</b>	1907527	<b>150.080</b>
45251-SA0-640	<b>142.309</b>	45251-TL1-G00	<b>142.1479</b>	58411-1P300	<b>142.1560</b>	1907527	<b>150.081</b>
45251-SA5-670	<b>142.914</b>	GBD 90802	<b>142.305</b>	58411-29300	<b>142.377</b>	1907528	<b>150.070</b>
45251-SA5-740	<b>142.914</b>	<i>HYUNDAI</i>		58411-29310	<b>142.377</b>	1907528	<b>150.071</b>
45251-SA6-670	<b>142.891</b>	51712-02000	<b>142.963</b>	58411-2B000	<b>142.1293</b>	1907529	<b>150.070</b>
45251-SAA-G00	<b>142.994</b>	51712-02100	<b>142.963</b>	58411-2C000	<b>142.1159</b>	1907529	<b>150.071</b>
45251-SAA-G11	<b>142.994</b>	51712-02110	<b>142.963</b>	58411-2H300	<b>142.1638</b>	1907530	<b>150.080</b>
45251-SAA-G50	<b>142.1422</b>	51712-02550	<b>142.376</b>	58411-38310	<b>142.1211</b>	1907530	<b>150.081</b>
45251-SB0-000	<b>142.982</b>	51712-02551	<b>142.376</b>	58411-39300	<b>142.1157</b>	1907568	<b>150.090</b>
45251-SB2-010	<b>142.322</b>	51712-0X500	<b>142.1146</b>	58411-39600	<b>142.1157</b>	1907569	<b>150.100</b>
45251-SB2-720	<b>142.322</b>	51712-1C000	<b>142.026</b>	58411-3A300	<b>142.1158</b>	1907631	<b>150.110</b>
45251-SB2-730	<b>142.322</b>	51712-1C050	<b>142.025</b>	58411-3K100	<b>142.1384</b>	1907725	<b>150.070</b>
45251-SB2-731	<b>142.322</b>	51712-1G000	<b>142.1520</b>	58411-3K300	<b>142.1157</b>	1907725	<b>150.071</b>
45251-SB2-732	<b>142.322</b>	51712-1H000	<b>142.1636</b>	58411-3Z100	<b>142.1735</b>	1907726	<b>150.080</b>
45251-SB2-750	<b>142.915</b>	51712-1H100	<b>142.1636</b>	58411-3Z700	<b>142.1736</b>	1907726	<b>150.081</b>
45251-SB2-751	<b>142.915</b>	51712-1J500	<b>142.1628</b>	58411-4H300	<b>142.1607</b>	1907764	<b>151.230</b>
45251-SB2-752	<b>142.915</b>	51712-21300	<b>142.960</b>	58411-M2050	<b>142.1174</b>	1907765	<b>142.174</b>
45251-SB2-780	<b>142.916</b>	51712-21350	<b>142.961</b>	HB 403101	<b>142.846</b>	1907920	<b>151.200</b>
45251-SB2-781	<b>142.916</b>	51712-21A00	<b>142.960</b>	HQ 232405	<b>142.681</b>	1908577	<b>150.070</b>
45251-SB2-782	<b>142.916</b>	51712-21B00	<b>142.961</b>	<i>INFINITI</i>		1908578	<b>150.080</b>
45251-SB2-920	<b>142.915</b>	51712-22600	<b>142.367</b>	40206-60U01	<b>142.807</b>	1908614	<b>150.110</b>
45251-SB2-930	<b>142.915</b>	51712-24100	<b>142.961</b>	43206-62L00	<b>142.797</b>	1908729	<b>150.110</b>
45251-SB2-931	<b>142.915</b>	51712-25060	<b>142.1151</b>	<i>INNOCENTI</i>		1908772	<b>142.196</b>
45251-SB2-932	<b>142.915</b>	51712-25061	<b>142.1152</b>	39726321	<b>142.315</b>	1908773	<b>142.197</b>
45251-SB2-980	<b>142.916</b>	51712-26100	<b>142.1183</b>	4.379.680	<b>433.061</b>	2991646	<b>142.199</b>
45251-SCA-E00	<b>142.1186</b>	51712-28300	<b>142.964</b>	4385812	<b>142.161</b>	2991979	<b>150.110</b>
45251-SCA-E50	<b>142.1421</b>	51712-2B700	<b>142.1294</b>	557201310	<b>142.317</b>	2992271	<b>150.082</b>
45251-SCC-900	<b>142.917</b>	51712-2C000	<b>142.1156</b>	58661367	<b>142.318</b>	2992291	<b>150.083</b>
45251-SDC-A00	<b>142.1627</b>	51712-2D300	<b>142.1173</b>	5961814	<b>142.411</b>	2992470	<b>150.120</b>
45251-SE0-010	<b>142.891</b>	51712-2D310	<b>142.1173</b>	<i>ISUZU</i>		2996009	<b>150.180</b>
45251-SEA-E00	<b>142.1236</b>	51712-2E300	<b>142.1156</b>	8-94113-628-0	<b>142.535</b>	2996010	<b>150.170</b>
45251-SEA-E30	<b>142.1161</b>	51712-2H000	<b>142.1637</b>	8-94113-628-1	<b>142.535</b>	2996027	<b>142.1458</b>
45251-SF0-000	<b>142.889</b>	51712-2L500	<b>142.1483</b>	8-94113-629-1	<b>142.535</b>	2996028	<b>142.1459</b>
45251-SG9-000	<b>142.314</b>	51712-2P700	<b>142.1294</b>	8-94172-376-1	<b>142.517</b>	2996033	<b>142.1461</b>
45251-SH1-A00	<b>142.888</b>	51712-2T100	<b>142.1734</b>	8-94173-244-0	<b>142.522</b>	2996043	<b>142.1460</b>
45251-SH3-A00	<b>142.888</b>	51712-33001	<b>142.962</b>	8-94173-244-1	<b>142.522</b>	2996049	<b>142.1463</b>
45251-SJH-E10	<b>142.1665</b>	51712-33010	<b>142.962</b>	8-94173-244-2	<b>142.522</b>	2996121	<b>142.1456</b>
45251-SK3-E00	<b>142.332</b>	51712-38100	<b>142.1261</b>	8-94361-927-1	<b>142.517</b>	2996122	<b>142.1462</b>
45251-SK7-000	<b>142.917</b>	51712-3B000	<b>142.367</b>	8-94372-435-0	<b>142.517</b>	2996131	<b>142.1457</b>
45251-SK7-A00	<b>142.917</b>	51712-3C100	<b>142.1262</b>	8-94375-425-1	<b>142.488</b>	42034658	<b>151.240</b>
45251-SK7-A10	<b>142.917</b>	51712-3D100	<b>142.1262</b>	8-94375-533-3	<b>142.491</b>	42037120	<b>151.200</b>
45251-SK7-J00	<b>142.917</b>	51712-3D300	<b>142.1262</b>	8-97034-034-3	<b>142.490</b>	42063700	<b>151.230</b>
45251-SM4-000	<b>142.311</b>	51712-3J500	<b>142.1670</b>	8-97046-081-0	<b>142.488</b>	42116227	<b>151.200</b>
45251-SM4-010	<b>142.311</b>	51712-3K050	<b>142.1156</b>	8-97046-081-1	<b>142.488</b>	42470836	<b>142.198</b>
45251-SM4-020	<b>142.311</b>	51712-3K150	<b>142.1383</b>	8-97168-631-1	<b>142.1126</b>	42470842	<b>142.196</b>
45251-SM4-G02	<b>142.312</b>	51712-3K160	<b>142.1383</b>	8-97168632-1	<b>142.1312</b>	42471034	<b>142.200</b>
45251-SM5-A00	<b>142.890</b>	51712-4H500	<b>142.1608</b>	8-97360-678-0	<b>142.1125</b>	42471111	<b>142.197</b>
45251-SN7-E40	<b>142.311</b>	51712-H1000	<b>142.1153</b>	8-97371-876-0	<b>142.1126</b>	42471150	<b>142.208</b>
45251-SN7-E50	<b>142.312</b>	51712-H1030	<b>142.1154</b>	<i>IVECO</i>		42471214	<b>142.207</b>
45251-SNA-000	<b>142.1526</b>	51712-M2000	<b>142.839</b>	1904528	<b>142.178</b>	42546401	<b>142.1410</b>
45251-SP0-000	<b>142.913</b>	52710-H1000	<b>142.1155</b>	1904529	<b>142.180</b>	500306590	<b>142.198</b>
45251-SP0-E00	<b>142.996</b>	58129-4A000	<b>142.368</b>	1904531	<b>142.185</b>	504079365	<b>142.1410</b>
45251-SR0-A00	<b>142.917</b>	58129-4A100	<b>142.368</b>	1904532	<b>142.179</b>	504080994	<b>142.1410</b>
45251-SR0-A10	<b>142.917</b>	58129-4A200	<b>142.1634</b>	1904533	<b>151.200</b>	504121605	<b>142.1457</b>
45251-SR3-A10	<b>142.888</b>	58161-31000	<b>142.254</b>	1904534	<b>151.210</b>	504121612	<b>142.1456</b>
45251-SS0-000	<b>142.854</b>	58161-31010	<b>142.254</b>	1904535	<b>151.240</b>	504121723	<b>142.1462</b>
45251-SS0-A00	<b>142.855</b>	58329-4A350	<b>142.1635</b>	1904692	<b>150.050</b>	7.165.379	<b>433.090</b>



OEM	CAR	OEM	CAR	OEM	CAR	OEM	CAR	
7168368	142.179	<i>JEEP</i>		0K9AA-26-251 A	142.686	1331301080	142.205	
7171255	142.174	1-05105515AA	142.1477	0K9AA-26-251 B	142.686	134202202303	142.410	
7171274	142.179	1-052089269 AB	142.1411	0K9AA-33-251	142.685	1355376080	142.029	
7172018	150.080	1-052089275 AB	142.1298	0K9AA-33-251 A	142.685	1489738080	142.029	
7172018	150.081	1-5105514AA	142.1476	0K9AA-33-251 B	142.685	4.379.680	433.061	
7172882	150.100	4743999AA	142.1478	0K9AA-33-251 C	142.685	4377102	142.162	
7172930	150.090	5015965AA	142.585	0KX43-33-251	142.687	4385812	142.161	
7173036	150.070	5105514AA	142.1476	51712-07500	142.1146	4448411	142.163	
7173036	150.071	5105515AA	142.1477	5171207700	142.1296	46401356	142.191	
7173317	150.110	52005000	142.585	51712-0U000	142.1520	46403088	142.419	
7179778	150.120	52007710	142.585	517120X700	142.1296	46403960	142.167	
718 3775	150.082	52008184	142.353	51712-0Z000	142.1383	46423415	142.192	
718 3776	150.083	52008264	142.585	51712-1D100	142.1156	46427947	142.412	
718 4081	150.084	52008440	142.585	51712-1F000	142.1156	46445004	142.419	
718 4082	150.085	52060137 AB	142.1629	51712-1G000	142.1520	46445005	142.418	
7180111	150.110	52060147AA	142.1630	51712-1H000	142.1636	46449389	142.401	
7180256	142.197	52089269 AB	142.1411	51712-1H100	142.1636	46449390	142.402	
7182299	142.199	52089275 AB	142.1298	51712-2C000	142.1156	46455892	142.419	
7182300	142.200	52098666	142.335	51712-2F100	142.1354	46469907	142.407	
7182305	150.120	52098672	142.334	51712-2K100	142.1636	46554302	142.168	
7182874	142.208	52128247 AA	142.338	51712-2P700	142.1294	46737998	142.405	
7183632	150.130	5290731AA	142.1731	51712-38300	142.1340	46758714	142.419	
7186309	142.1458	5290731AB	142.1731	51712-39900	142.1356	46758715	142.415	
7186485	142.1460	8303251156	142.329	51712-3C000	142.1340	46763837	142.405	
7186848	142.1463	9883251156	142.329	51712-3E000	142.055	46776750	142.406	
7187567	150.170	J3251156	142.329	51712-3E300	142.055	4854622AB	142.1738	
7187569	150.180	<i>KASSBOHRER SETRA</i>		51712-3E500	142.055	51817217	142.1500	
7188080	142.1459	1792411111310	151.420	51712-3K050	142.1156	51822658	142.1500	
7188210	142.1461	1792411113070	151.400	51712-4D200	142.1544	51822719	142.1687	
8124117	151.210	68320820	151.410	51712-FD300	142.1212	51827474	142.1515	
8582255	142.178	8284000147	151.400	51712-M2000	142.839	51896287	142.191	
8582290	142.178	8285390000	151.410	58411-07300	142.1147	51896288	142.191	
8584182	142.185	KNORR 350103	151.400	58411-07500	142.1147	5961814	142.411	
93161407	151.220	KNORR 351605	151.420	58411-0U300	142.1737	60813016	433.100	
93800492	142.180	KNORR II37191	150.600	58411-1C800	142.1160	60814921	142.023	
93814391	150.060	<i>KIA</i>		58411-1D000	142.1287	7.599.325	433.062	
93821867	142.196	0K011-33-251 D	142.687	58411-1H100	142.1451	71739570	142.403	
93821918	142.196	0K01A-33-251 C	142.687	58411-1H300	142.1451	71739635	142.402	
<i>JAGUAR</i>		0K01A-33-251 D	142.687	58411-1P300	142.1560	71740115	142.401	
C2C 25336	142.1641	0K01A-33-25X B	142.687	58411-2F100	142.1355	71740119	142.023	
C2C 25337	142.1642	0K20A-33-251	142.798	58411-2K300	142.1569	7569600	433.063	
C2C 25339	142.1643	0K20A-33-251 A	142.798	58411-2P000	142.1639	7663465	142.167	
C2C 8354	142.1284	0K20H-26-251	142.354	58411-3C000	142.1211	7663466	142.168	
C2S 4566	142.218	0K20H-26-251 A	142.354	58411-3E300	142.056	7789267	142.188	
C2S 9231	142.219	0K2AA.33.251 A	142.344	58411-3F000	142.1357	82271635	142.1176	
C2S35270	142.218	0K2AA-26-251	142.1337	58411-4D000	142.1292	82273700	142.1348	
C2S35271	142.219	0K2AA-26-251 A	142.1337	DA01-33-251	142.799	82286142	142.400	
C2S42667	142.218	0K2AA-26-251 B	142.1337	KDX74-33-251	142.057	82287786	142.410	
C2S42668	142.219	0K2AA-33-251 B	142.344	KJ002-33-251 C	142.690	82346805	142.400	
JLM 11904	142.215	0K2AA-33-251 C	142.344	MDX74-33-251	142.057	82346816	142.410	
JLM 12304	142.220	0K2FA-33-251	142.027	S083-33-251 B	142.821	82387932	142.413	
JLM 12428	142.215	0K552-33-251	142.690	UB39-33-251 A	142.821	82388579	142.414	
JLM 1826	142.220	0K552-33-251 A	142.690	<i>LADA</i>			82394417	142.415
JLM 20150	142.214	0K55A-33-251	142.064	2101-3103002	142.350	82394418	142.415	
JLM 20342	142.215	0K55B-33-251	142.064	2108-3501070	142.371	82418684	142.188	
JLM 20617	142.209	0K56A-33-251	142.690	2110-3501070	142.356	82427592	142.187	
JLM 20653	142.209	0K58B-33-251	142.1391	2112-3501070	142.355	82433789	142.418	
JLM 20801	142.216	0K60A-33-251A	142.1039	2121-3501070	142.370	82433857	142.413	
JLM 20802	142.217	0K72F-33-251 A	142.1150	3103002	142.350	82433859	142.415	
JLM 21279	142.209	0K72F-33-251 B	142.1150	<i>LANCIA</i>			82433860	142.414
JLM20341	142.220	0K72F-33-251 C	142.1150	1309392080	142.408	82433918	142.419	
		0K9AA-26-251	142.686	1311823080	433.068	82434070	142.415	



OEM	CAR	OEM	CAR	OEM	CAR	OEM	CAR
82434169	142.416	SDB 000643	142.1285	81 50803 0014	150.220	DF71-33-251	142.1377
82439939	142.188	SDB 000644	142.1285	81 50803 0015	150.220	E100-33-25X A	142.048
82440275	142.188	SDB 000645	142.1285	81 50803 0021	150.250	E8GY-11-25A	142.939
82440356	142.419	SDB 000646	142.1285	81 50803 0022	150.260	EC02-33-25X	142.048
82450539	142.187	SDB 100830	142.326	81 50803 0023	150.240	EF91-26-251	142.1382
82450657	142.419	SDB 101070	142.298	81 50803 0026	150.230	EF91-33-25X	142.1381
82451441	142.418	SDB 500140	142.1395	81 50803 0027	150.210	EF9Y-33-25X	142.048
82451746	142.419	SDB 500181	142.1397	81 50803 0028	150.270	EH14-33-25X	142.1378
82462136	142.412	SDB 500182	142.1397	81 50803 0031	150.240	EH14-33-25XA	142.1378
82464702	142.414	SDB 500192	142.1395	81 50803 0038	150.240	F151-26-251	142.1645
82476515	142.404	SDB 500193	142.1395	81 50803 0039	150.275	F151-26-251A	142.1645
82480447	142.402	SDB 500201	142.1396	81 50803 0040	150.240	F151-33-251	142.1644
82487489	142.401	SDB 500202	142.1396	81 50803 0041	150.250	F151-33-251A	142.1644
82488240	142.403	SDB 500203	142.1396	<b>MARUTI</b>		F157-33-251	142.1326
9464222687	142.206	SDB 500230	142.1396	55311-80F00	142.965	F160-33-251	142.1326
9464640587	142.029	SDB000635	142.1393	55511-82000	142.954	F160-33-251A	142.1326
9566928380	142.409	<b>LECINENA</b>		<b>MAZDA</b>		FB05-26-251	142.829
<b>LAND ROVER</b>		3124004200	151.410	1E03-33-251	142.243	FB05-26-251 A	142.829
571762	142.327	<b>LEXUS</b>		3L8Z-11-25C A	142.048	FB05-33-251	142.825
571912	142.328	42431-12310	142.1540	8532-33-251 D	142.931	G030-33-251 A	142.815
ANR 4582	142.299	42431-20090	142.632	8873-33-251 A	142.815	G037-26-251 C	142.816
ANR 4983	142.326	42431-30260	142.1335	B001-33-251	142.930	G31Y-33-25XA	142.1552
FRC 7329	142.327	42431-30280	142.1288	B107-33-251	142.933	G33Y-33-25X	142.1529
FRC 9831	142.328	42431-30290	142.1549	B212-33-251	142.939	GA2Y-33-25X	142.937
FTC 1381	142.328	42431-48040	142.1266	B26Y-26-251	142.369	GA3Y-26-251	142.866
FTC 461	142.328	42431-48041	142.1266	B26Y-33-25X A	142.862	GA4Y-26-251	142.866
FTC 902	142.325	42431-53011	142.1335	B37F-33-25XA	142.1640	GA4Y-33-25X	142.937
LR 000470	142.1399	43512 50120	142.1009	B4Y2-26-251 C	142.867	GA4Y-33-25X A	142.937
LR 000571	142.1365	43512-20470	142.985	BB4C-26-251	142.861	GA4Y-33-25X C	142.937
LR 001018	142.1402	43512-22260	142.1613	BB4C-26-251 C	142.861	GA4Y-33-25X D	142.937
LR 001019	142.1400	43512-24051	142.1339	BB7E-33-25X A	142.860	GA4Y-33-25X H	142.937
LR 007055	142.1365	43512-30180	142.1339	BF68-33-251	142.933	GA4Y-33-25X J	142.937
LR 017951	142.327	43512-30181	142.1339	BF68-33-251 A	142.933	GA5Y-26-251	142.866
LR 017952	142.325	43512-30310	142.1290	BG95-33-251	142.939	GA5Y-26-251 A	142.866
LR 027123	142.1367	43512-33040	142.777	BG95-33-251 A	142.939	GA5Y-26-251 B	142.866
LR017804	142.1396	43512-33060	142.777	BJ0Y-33-25X	142.862	GA5Y-26-251 C	142.866
LR031843	142.1395	43512-48081	142.1265	BJ1Y-33-25X	142.852	GA5Y-26-251 D	142.866
NTC 8780	142.330	43512-48100	142.1265	BP4Y-26-251 B	142.1120	GA5Y-33-25X	142.937
NTC 8781	142.333	43512-50100	142.1339	BP4Y-26-251 C	142.1120	GA5Y-33-25X D	142.937
R511762	142.327	43512-50110	142.1339	BP4Y-33-25X B	142.1119	GA7Y-26-251	142.866
R571912	142.328	43512-50111	142.1339	BP4Y-33-25X C	142.1119	GA8Y-26-251	142.866
SBC 000470	142.333	43512-50112	142.1339	BP6Y-26-251 B	142.1209	GA97-33-251 B	142.967
SDB 000080	142.298	43512-50250	142.1658	BP6Y-26-251 C	142.1209	GB40-33-251	142.818
SDB 000200	142.1263	43512-53010	142.1339	BP6Y-26-251 D	142.1209	GC88-33-251 B	142.817
SDB 000201	142.1263	43512-53020	142.1339	BP6Y-26-251 E	142.1209	GE61-26-251 C	142.816
SDB 000211	142.1264	43512-60170	142.1042	BP6Y-33-25X D	142.1267	GF15-33-251	142.818
SDB 000380	142.299	43516-22010	142.1614	BP6Y-33-25X E	142.1267	GF3Y-26-251	142.1096
SDB 000470	142.333	43516-50010	142.1657	BP6Y-33-25X F	142.1267	GF3Y-26-251 A	142.1096
SDB 000601	142.1392	<b>LEYLAND</b>		BR70-33-25X	142.958	GF3Y-33-25X	142.358
SDB 000602	142.1392	MAK 2487	150.030	BR70-33-25X A	142.958	GF3Y-33-25X A	142.358
SDB 000603	142.1392	MAK 7429	150.040	BR70-33-25X F	142.958	GJ25-33-25X B	142.968
SDB 000611	142.1329	MAK 7529	150.040	BR74-26-251 A	142.861	GJ25-33-25X C	142.968
SDB 000612	142.1329	PAK 3545	150.040	BR7426251E	142.861	GJ25-33-25X D	142.968
SDB 000613	142.1329	PAK 3546	150.030	BR74-33-25X	142.860	GJ55-33-25X A	142.968
SDB 000614	142.1329	PAK 5513	150.040	C23Y-26-251 A	142.1327	GJ55-33-25X B	142.968
SDB 000622	142.1394	RAK 7404	150.040	C24Y-33-25X B	142.1119	GJ55-33-25X C	142.968
SDB 000623	142.1394	<b>LOTUS</b>		C24Y-33-25X C	142.1119	GJ55-33-25X D	142.968
SDB 000624	142.1394	-	142.917	DA01-33-251	142.799	GJ6Y-33-25X A	142.1095
SDB 000632	142.1393	<b>MAN</b>		DD32-33-25X	142.242	GP9Y-33-25X	142.1552
SDB 000634	142.1393	81 50803 0001	150.220	DD59-33-25X	142.242	GTYF-26-251 B	142.866
SDB 000636	142.1393	81 50803 0009	150.220	DD63-33-25X	142.242	GTYF-26-251 C	142.866
SDB 000642	142.1285	81 50803 0010	150.200	DD63-33-25XA	142.242	H001-26-251	142.820





OEM	CAR	OEM	CAR	OEM	CAR	OEM	CAR
H001-33-251	<b>142.819</b>	115.421.11.12	<b>142.455</b>	169.421.01.12	<b>142.1167</b>	219.421.01.12	<b>142.1611</b>
H001-33-251 C	<b>142.819</b>	115.421.13.12	<b>142.456</b>	169.421.02.12	<b>142.1168</b>	219.423.00.12	<b>142.1690</b>
H001-33-251 D	<b>142.819</b>	115.421.14.12	<b>142.450</b>	169.423.00.12	<b>142.1169</b>	220.421.08.12	<b>142.390</b>
HE01-33-25X C	<b>142.970</b>	115.423.02.12	<b>142.457</b>	169.423.03.12	<b>142.1169</b>	220.421.09.12	<b>142.391</b>
HE05-33-251 A	<b>142.970</b>	115.423.04.12	<b>142.457</b>	201.421.08.12	<b>142.463</b>	220.421.11.12	<b>142.277</b>
L12Y-33-25X	<b>142.1646</b>	116.420.01.72	<b>142.461</b>	201.421.12.12	<b>142.463</b>	220.421.12.12	<b>142.275</b>
L206-26-251	<b>142.1380</b>	116.420.02.05	<b>142.461</b>	201.421.13.12	<b>142.451</b>	220.421.18.12	<b>142.1550</b>
L206-26-251 B	<b>142.1380</b>	123.420.00.72	<b>142.450</b>	201.421.15.12	<b>142.451</b>	220.421.19.12	<b>142.1202</b>
L206-26-251 C	<b>142.1380</b>	123.421.00.12	<b>142.450</b>	201.423.09.12	<b>142.464</b>	220.423.01.12	<b>142.392</b>
L206-33-25X	<b>142.1379</b>	124.423.08.12	<b>142.1015</b>	201.423.12.12	<b>142.464</b>	220.423.02.12	<b>142.393</b>
L206-33-25X A	<b>142.1379</b>	124.421.13.12	<b>142.465</b>	202.421.02.12	<b>142.470</b>	220.423.03.12	<b>142.276</b>
L232-26-251B	<b>142.1572</b>	124.421.14.12	<b>142.447</b>	202.421.09.12	<b>142.471</b>	220.423.05.12	<b>142.276</b>
L232-26-251C	<b>142.1572</b>	124.421.15.12	<b>142.448</b>	202.423.00.12	<b>142.472</b>	221.421.00.12	<b>142.1375</b>
LB82-33-25X	<b>142.049</b>	124.421.16.12	<b>142.466</b>	203.421.03.12	<b>142.021</b>	221.421.06.12	<b>142.1374</b>
LB82-33-25X A	<b>142.049</b>	124.421.23.12	<b>142.447</b>	203.421.04.12	<b>142.1206</b>	221.421.08.12	<b>142.1376</b>
LE44-26-251A	<b>142.1647</b>	124.421.24.12	<b>142.440</b>	203.421.05.12	<b>142.388</b>	221.421.11.12	<b>142.1375</b>
N026-33-25X C	<b>142.851</b>	124.421.27.12	<b>142.466</b>	203.421.09.12	<b>142.1177</b>	221.423.04.12	<b>142.1372</b>
N06Y-26-251	<b>142.1269</b>	124.423.05.12	<b>142.469</b>	203.421.13.12	<b>142.1101</b>	221.423.07.12	<b>142.1370</b>
N06Y-26-251 A	<b>142.1269</b>	126.420.00.05	<b>142.462</b>	203.423.01.12	<b>142.444</b>	2214211012	<b>142.1374</b>
N06Y-26-251 B	<b>142.1269</b>	126.420.01.72	<b>142.462</b>	204.421.00.12	<b>142.1361</b>	230.421.04.12	<b>142.1187</b>
N06Y-33-25X	<b>142.1210</b>	126.421.00.12	<b>142.462</b>	204.421.07.12	<b>142.1368</b>	230.421.05.12	<b>142.1203</b>
NOYY-26-251	<b>142.1269</b>	126.421.04.12	<b>142.467</b>	204.421.08.12	<b>142.1369</b>	230.421.07.12	<b>142.1207</b>
NOYY-26-251 A	<b>142.1269</b>	126.421.05.12	<b>142.467</b>	204.421.09.12	<b>142.1373</b>	230.421.08.12	<b>142.1203</b>
NOYY-26-251 B	<b>142.1269</b>	126.423.00.12	<b>142.457</b>	204.421.10.12	<b>142.1437</b>	230.423.04.12	<b>142.1244</b>
NOYY-33-25X	<b>142.1210</b>	129.421.03.12	<b>142.466</b>	204.421.11.12	<b>142.1693</b>	230.423.08.12	<b>142.1371</b>
N123-26-251	<b>142.1096</b>	129.421.06.12	<b>142.452</b>	204.421.25.12	<b>142.1368</b>	230.423.09.12	<b>142.1105</b>
N12Y-33-25X	<b>142.1306</b>	129.421.10.12	<b>142.452</b>	204.421.28.12	<b>142.1373</b>	230.423.15.12	<b>142.1679</b>
N12Y-33-25XA	<b>142.1306</b>	129.421.15.12	<b>142.1093</b>	204.423.05.12	<b>142.1362</b>	246.421.01.12	<b>142.1719</b>
NA01-26-251 A	<b>142.867</b>	129.421.16.12	<b>142.1093</b>	204.423.06.12	<b>142.1364</b>	246.421.25.12	<b>142.1719</b>
NA01-33-25A	<b>142.868</b>	129.421.17.12	<b>142.1093</b>	204.423.07.12	<b>142.1363</b>	246.423.00.12	<b>142.1720</b>
NA01-33-25X	<b>142.868</b>	129.421.18.12	<b>142.1093</b>	204.423.09.12	<b>142.1364</b>	356.421.03.12	<b>151.300</b>
NA75-33-25X	<b>142.851</b>	129.421.20.12	<b>142.452</b>	207.421.00.12	<b>142.1693</b>	356.421.10.12	<b>151.300</b>
NA75-33-25X C	<b>142.851</b>	129.421.23.12	<b>142.1103</b>	209.421.00.12	<b>142.1102</b>	414.421.00.12	<b>142.1121</b>
NF47-26-251	<b>142.1096</b>	129.423.00.12	<b>142.453</b>	210.421.07.12	<b>142.021</b>	416.421.04.12	<b>150.320</b>
NF4Y-33-25X	<b>142.1306</b>	129.423.03.12	<b>142.385</b>	210.421.12.12	<b>142.388</b>	425.421.00.12	<b>150.330</b>
S083-33-251	<b>142.821</b>	129.423.04.12	<b>142.384</b>	210.421.14.12	<b>142.459</b>	460.421.00.12	<b>142.468</b>
S083-33-251 A	<b>142.821</b>	140.421.02.12	<b>142.449</b>	210.421.15.12	<b>142.388</b>	463.421.00.12	<b>142.398</b>
S083-33-251 B	<b>142.821</b>	140.421.03.12	<b>142.446</b>	210.421.17.12	<b>142.459</b>	463.421.01.12	<b>142.398</b>
SA39-33-251	<b>142.822</b>	140.421.09.12	<b>142.441</b>	210.421.22.12	<b>142.388</b>	463.421.03.12	<b>142.398</b>
SA39-33-251 A	<b>142.822</b>	140.421.10.12	<b>142.441</b>	210.421.23.12	<b>142.1610</b>	601.420.00.72	<b>142.460</b>
SE20-33-251	<b>142.1454</b>	140.423.04.12	<b>142.438</b>	210.421.24.12	<b>142.021</b>	601.420.01.72	<b>142.434</b>
T002-33-25X A	<b>142.359</b>	140.423.06.12	<b>142.439</b>	210.421.25.12	<b>142.388</b>	601.420.02.72	<b>142.460</b>
TY01-33-25X	<b>142.359</b>	163.421.00.12	<b>142.428</b>	210.423.01.12	<b>142.444</b>	601.420.03.72	<b>142.434</b>
UB39-33-251	<b>142.821</b>	163.421.01.12	<b>142.389</b>	210.423.03.12	<b>142.445</b>	601.421.03.12	<b>142.434</b>
UB39-33-251 A	<b>142.821</b>	163.421.02.12	<b>142.428</b>	210.423.04.12	<b>142.444</b>	601.421.50.12	<b>142.460</b>
UC86-33-251	<b>142.824</b>	163.421.03.12	<b>142.395</b>	210.423.05.12	<b>142.394</b>	601.421.51.12	<b>142.460</b>
UC86-33-25X	<b>142.824</b>	163.423.00.12	<b>142.396</b>	210.423.06.12	<b>142.445</b>	627.421.00.12	<b>151.410</b>
UC86-33-25X C	<b>142.824</b>	163.423.01.12	<b>142.389</b>	210.423.08.12	<b>142.1245</b>	631.420.03.72	<b>142.458</b>
UG52-33-25X	<b>142.1196</b>	164.421.04.12	<b>142.1205</b>	210.423.09.12	<b>142.444</b>	638.421.01.12	<b>142.436</b>
UH74-33-251	<b>142.1195</b>	164.421.05.12	<b>142.1270</b>	210.423.10.12	<b>142.445</b>	638.421.04.12	<b>142.278</b>
UH81-33-251	<b>142.1454</b>	164.421.06.12	<b>142.1484</b>	211.421.07.12	<b>142.386</b>	638.423.01.12	<b>142.437</b>
UM51-33251	<b>142.1649</b>	164.423.05.12	<b>142.1243</b>	211.421.08.12	<b>142.386</b>	639.421.00.12	<b>142.1099</b>
UR61-33251	<b>142.1649</b>	164.423.06.12	<b>142.1271</b>	211.421.09.12	<b>142.387</b>	639.423.01.12	<b>142.1100</b>
YL8Z-11-25B A	<b>142.048</b>	164.423.11.12	<b>142.1271</b>	211.421.10.12	<b>142.014</b>	668.421.01.12	<b>150.295</b>
<b>MCW</b>		164.423.12.12	<b>142.1243</b>	211.421.11.12	<b>142.1246</b>	668.421.02.12	<b>150.305</b>
X1857658	<b>151.450</b>	164.423.13.12	<b>142.1271</b>	211.421.12.12	<b>142.1242</b>	668.421.06.12	<b>150.295</b>
X2057948	<b>151.450</b>	168.421.01.12	<b>142.431</b>	211.421.13.12	<b>142.014</b>	668.423.00.12	<b>150.325</b>
<b>MERCEDES</b>		168.421.02.12	<b>142.430</b>	211.421.14.12	<b>142.014</b>	668.423.01.12	<b>150.335</b>
114.421.00.12	<b>142.450</b>	168.421.06.12	<b>142.427</b>	211.423.07.12	<b>142.397</b>	668.423.05.12	<b>150.315</b>
115.420.00.72	<b>142.457</b>	168.421.07.12	<b>142.427</b>	211.423.09.12	<b>142.158</b>	668.423.07.12	<b>150.315</b>
115.420.01.72	<b>142.455</b>	168.423.02.12	<b>142.279</b>	211.423.10.12	<b>142.1104</b>	669.421.01.12	<b>150.300</b>
115.420.02.72	<b>142.456</b>	169.421.00.12	<b>142.1166</b>	218.421.03.12	<b>142.1689</b>	669.421.06.12	<b>150.300</b>



OEM	CAR	OEM	CAR	OEM	CAR	OEM	CAR
670.421.01.12	<b>150.310</b>	34 211 503 070	<b>142.085</b>	MB 699716	<b>142.372</b>	<i>NEOPLAN</i>	
670.421.03.12	<b>150.310</b>	34216774987	<b>142.085</b>	MB 699761	<b>142.835</b>	0821.358.30	<b>150.600</b>
901.421.03.12	<b>142.432</b>	SDB 101130	<b>142.084</b>	MB 699964	<b>142.1005</b>	1415147	<b>150.600</b>
901.423.04.12	<b>142.429</b>	SDB 101150	<b>142.085</b>	MB 857762	<b>142.271</b>	234110	<b>150.600</b>
901.423.06.12	<b>142.429</b>	<i>MITSUBISHI</i>		MB 857763	<b>142.271</b>	B221412	<b>150.600</b>
901.423.08.12	<b>142.429</b>	4605A068	<b>142.1011</b>	MB 857978	<b>142.1005</b>	<i>NISSAN</i>	
902.421.03.12	<b>142.432</b>	4605A076	<b>142.1012</b>	MB 858799	<b>142.832</b>	061002950	<b>142.997</b>
902.421.04.12	<b>142.432</b>	4605A180	<b>142.1551</b>	MB 895097	<b>142.834</b>	061003680	<b>142.998</b>
902.421.06.12	<b>142.432</b>	4615A006	<b>142.1313</b>	MB 895098	<b>142.399</b>	40206 9X001	<b>142.1006</b>
902.421.07.12	<b>142.432</b>	4615A025	<b>142.1683</b>	MB 895200	<b>142.1651</b>	40206-00QAA	<b>142.552</b>
902.421.09.12	<b>142.432</b>	4615A035	<b>142.1314</b>	MB 895363	<b>142.838</b>	40206-00QAD	<b>142.366</b>
902.423.01.12	<b>142.433</b>	4615A037	<b>142.1681</b>	MB 895444	<b>142.832</b>	40206-00QAE	<b>142.362</b>
902.423.03.12	<b>142.433</b>	4615A038	<b>142.1485</b>	MB 895464	<b>142.293</b>	40206-00QAF	<b>142.362</b>
902.423.04.12	<b>142.433</b>	4615A061	<b>142.028</b>	MB 895730	<b>142.274</b>	40206-00QAG	<b>142.362</b>
902.423.05.12	<b>142.433</b>	4615A115	<b>142.1508</b>	MB 928120	<b>142.273</b>	40206-00QAH	<b>142.362</b>
903.421.00.12	<b>142.1436</b>	4615A117	<b>142.1476</b>	MB 928697	<b>142.856</b>	40206-01B00	<b>142.894</b>
903.421.01.12	<b>142.1436</b>	4615A121	<b>142.1478</b>	MB 928716	<b>142.1651</b>	40206-01B01	<b>142.894</b>
904.423.02.12	<b>142.473</b>	51712-21300	<b>142.960</b>	MB 928994	<b>142.839</b>	40206-01G00	<b>142.879</b>
904.423.03.12	<b>142.473</b>	M818027	<b>142.671</b>	MB 928995	<b>142.839</b>	40206-01G01	<b>142.879</b>
906.421.00.12	<b>142.1330</b>	MB 058582	<b>142.960</b>	MB 950569	<b>142.839</b>	40206-01G03	<b>142.879</b>
906.423.00.12	<b>142.1334</b>	MB 081630	<b>142.940</b>	MB 950570	<b>142.839</b>	40206-02Y11	<b>142.803</b>
906.423.01.12	<b>142.1331</b>	MB 082465	<b>142.943</b>	MB 950849	<b>142.835</b>	40206-03R00	<b>142.878</b>
942.421.09.12	<b>150.340</b>	MB 151387	<b>142.885</b>	MB 950922	<b>142.870</b>	40206-05A00	<b>142.905</b>
942.421.10.12	<b>150.340</b>	MB 234076	<b>142.886</b>	MB 950958	<b>142.1197</b>	40206-05A01	<b>142.905</b>
942.421.11.12	<b>150.340</b>	MB 238076	<b>142.886</b>	MN 102276	<b>142.1295</b>	40206-09W00	<b>142.792</b>
942.421.12.12	<b>150.340</b>	MB 238495	<b>142.842</b>	MN 116329	<b>142.1508</b>	40206-09W01	<b>142.792</b>
942.421.21.12	<b>150.340</b>	MB 238615	<b>142.945</b>	MN 116332	<b>142.1648</b>	40206-0F000	<b>142.880</b>
970.421.01.12	<b>150.350</b>	MB 316582	<b>142.842</b>	MN 116979	<b>142.1350</b>	40206-0F001	<b>142.880</b>
970.421.06.12	<b>150.350</b>	MB 316676	<b>142.886</b>	MN116330	<b>142.1508</b>	40206-0M601	<b>142.882</b>
970.423.02.12	<b>150.275</b>	MB 316677	<b>142.945</b>	MR 128659	<b>142.1313</b>	40206-0M602	<b>142.882</b>
970.423.04.12	<b>150.290</b>	MB 316729	<b>142.960</b>	MR 129648	<b>142.856</b>	40206-0M801	<b>142.881</b>
970.423.05.12	<b>150.280</b>	MB 366080	<b>142.844</b>	MR 129649	<b>142.856</b>	40206-0M802	<b>142.881</b>
970.423.06.12	<b>150.290</b>	MB 366466	<b>142.944</b>	MR 205215	<b>142.1313</b>	40206-10W00	<b>142.908</b>
970.423.07.12	<b>150.280</b>	MB 366480	<b>142.844</b>	MR 205584	<b>142.670</b>	40206-10W01	<b>142.908</b>
975.421.00.12	<b>150.345</b>	MB 407030	<b>142.848</b>	MR 205585	<b>142.670</b>	40206-15E00	<b>142.907</b>
975.421.01.12	<b>150.345</b>	MB 407031	<b>142.845</b>	MR 235666	<b>142.833</b>	40206-15E01	<b>142.907</b>
975.421.02.12	<b>150.345</b>	MB 407036	<b>142.849</b>	MR 235802	<b>142.272</b>	40206-16R00	<b>142.878</b>
975.423.00.12	<b>150.285</b>	MB 407038	<b>142.846</b>	MR 249357	<b>142.271</b>	40206-17B00	<b>142.810</b>
975.423.03.12	<b>150.285</b>	MB 407039	<b>142.846</b>	MR 307375	<b>142.1080</b>	40206-17B01	<b>142.810</b>
975.423.06.12	<b>150.285</b>	MB 407639	<b>142.839</b>	MR 370723	<b>142.373</b>	40206-1F500	<b>142.1276</b>
<i>MERCURY</i>		MB 500555	<b>142.831</b>	MR 370724	<b>142.1010</b>	40206-1HA0A	<b>142.1620</b>
BB7E-33-25X A	<b>142.860</b>	MB 500968	<b>142.844</b>	MR 389722	<b>142.670</b>	40206-1HA0H	<b>142.1620</b>
BR74-33-25X	<b>142.860</b>	MB 587432	<b>142.836</b>	MR 389725	<b>142.399</b>	40206-1KA3A	<b>142.1601</b>
D4RY-1125A	<b>142.256</b>	MB 587433	<b>142.836</b>	MR 407116	<b>142.028</b>	40206-1KC1A	<b>142.1320</b>
D4RY-1125B	<b>142.256</b>	MB 587579	<b>142.837</b>	MR 407289	<b>142.028</b>	40206-1KC3A	<b>142.1602</b>
E7GZ-1125B	<b>142.933</b>	MB 618344	<b>142.832</b>	MR 418067	<b>142.1272</b>	40206-1W600	<b>142.1046</b>
E7RY-1125C	<b>142.267</b>	MB 618684	<b>142.833</b>	MR 449817	<b>142.1273</b>	40206-21B01	<b>142.876</b>
F0JY-1125A	<b>142.939</b>	MB 618716	<b>142.856</b>	MR 449818	<b>142.1273</b>	40206-21T00	<b>142.626</b>
F1CZ-1125A	<b>142.958</b>	MB 618734	<b>142.841</b>	MR 475330	<b>142.839</b>	40206-21T01	<b>142.626</b>
F1CZ-2C026B	<b>142.861</b>	MB 618735	<b>142.841</b>	MR 475331	<b>142.399</b>	40206-27B01	<b>142.877</b>
F2CZ-1125B	<b>142.958</b>	MB 618737	<b>142.847</b>	MR 493489	<b>142.1353</b>	402062F500	<b>142.374</b>
F5RZ-1125A	<b>142.249</b>	MB 618797	<b>142.857</b>	MR 493993	<b>142.373</b>	40206-2F501	<b>142.374</b>
F5RZ-1125B	<b>142.249</b>	MB 618828	<b>142.838</b>	MR 493994	<b>142.1010</b>	40206-2N301	<b>142.1037</b>
F5RZ-2C026A	<b>142.248</b>	MB 668083	<b>142.1005</b>	MR 510742	<b>142.1247</b>	40206-31G00	<b>142.880</b>
<i>MINI by BMW</i>		MB 668107	<b>142.839</b>	MR 510966	<b>142.1274</b>	40206-31G01	<b>142.880</b>
34 106 784 366	<b>142.1725</b>	MB 668108	<b>142.835</b>	MR 510967	<b>142.1274</b>	40206-35G00	<b>142.908</b>
34 111 502 891	<b>142.084</b>	MB 668535	<b>142.834</b>	MR 527825	<b>142.1247</b>	40206-35G01	<b>142.908</b>
34 116 768 933	<b>142.1338</b>	MB 668886	<b>142.839</b>	MR 913846	<b>142.673</b>	40206-37J01	<b>142.909</b>
34 116 774 985	<b>142.1223</b>	MB 699280	<b>142.869</b>	MR 955638	<b>142.1080</b>	40206-3LG0A	<b>142.1603</b>
34 116 774 986	<b>142.1222</b>	MB 699281	<b>142.869</b>	MR510741	<b>142.1247</b>	40206-3X00B	<b>142.1323</b>
34 116 777 826	<b>142.1707</b>	MB 699283	<b>142.870</b>	MR955407	<b>142.1351</b>	40206-3Y502	<b>142.601</b>
34 116 784 366	<b>142.1725</b>	MB 699288	<b>142.673</b>			40206-40F01	<b>142.802</b>



OEM	CAR	OEM	CAR	OEM	CAR	OEM	CAR
40206-41B05	142.810	40206-W1260	142.906	44.08.276	142.484	5.69.061	142.030
40206-4A00G	142.1534	40206-W1265	142.906	44.11.910	142.1221	5.69.067	142.1676
40206-4U103	142.601	40206-W1270	142.906	44.11.910	142.484	5.69.069	142.1554
40206-4U107	142.601	40206-Y9503	142.884	44.13.736	142.1221	5.69.070	142.1555
40206-54C01	142.918	43206-00QAA	142.037	44.13.736	142.484	5.69.071	142.1556
40206-55F01	142.374	43206-00QAB	142.1221	44.14.632	142.362	5.69.072	142.1557
40206-55F03	142.374	43206-00QAB	142.484	44.14.633	142.1221	5.69.073	142.1554
40206-58A00	142.892	43206-00QAC	142.1221	44.14.633	142.484	5.69.101	142.507
40206-58A01	142.892	43206-00QAC	142.484	4403045	142.037	5.69.102	142.509
40206-58Y01	142.803	43206-05J03	142.043	4419359	142.1578	5.69.104	142.488
40206-5F001	142.893	43206-05J04	142.043	4419362	142.1580	5.69.105	142.487
40206-5F003	142.893	43206-42R01	142.871	4421080	142.1579	5.69.106	142.488
40206-60Y01	142.892	43206-42R05	142.871	4421180	142.1692	5.69.108	142.495
40206-6W500	142.1046	43206-4U101	142.787	4500098	142.548	5.69.109	142.494
40206-71E01	142.895	43206-4U103	142.787	47.00.711	142.540	5.69.111	142.495
40206-71E02	142.895	43206-54C01	142.920	47.04.579	142.540	5.69.112	142.381
40206-71E05	142.895	43206-58Y01	142.883	47.04.595	142.540	5.69.114	142.033
40206-71E06	142.895	43206-5F001	142.811	4706749	142.1124	5.69.115	142.034
40206-72B00	142.1276	43206-62L00	142.797	4707288	142.1124	5.69.116	142.036
40206-73L01	142.374	43206-8H305	142.1277	4708241	142.1255	5.69.154	142.1677
40206-88E01	142.801	43206-8H700	142.1277	48.05.459	142.1359	5.69.204	142.524
40206-88E03	142.801	43206-8H701	142.1277	48.05.469	142.1360	5.69.206	142.512
40206-88E04	142.801	43206-99J00	142.872	48.08.848	142.1343	5.69.207	142.486
40206-88E05	142.801	43206-99J01	142.872	4804637	142.1344	5.69.208	142.514
40206-90J01	142.919	43206-99J04	142.613	5.69.000	142.380	5.69.209	142.493
40206-93J01	142.895	43206-9X401	142.042	5.69.001	142.508	5.69.210	142.489
40206-9C000	142.796	43206-CA000	142.1333	5.69.003	142.031	5.69.418	142.1342
40206-9C001	142.796	43206-CD005	142.1682	5.69.004	142.032	5.69.801	142.517
40206-9C100	142.873	43206-EB300	142.1546	5.69.005	142.1213	55.69.025	142.1181
40206-9C101	142.873	43206-EG000	142.1333	5.69.006	142.035	55.69.026	142.1341
40206-9X200	142.041	43206-JD00A	142.1321	5.69.007	142.1676	5551182000	142.954
40206-9X401	142.042	43206-MB600	142.1664	5.69.008	142.500	568270	433.210
40206-9X403	142.1231	43206-P6500	142.904	5.69.011	142.500	569010	142.499
40206AX600	142.593	43206-R4800	142.904	5.69.013	142.500	569022	142.1423
40206-AX602	142.593	43206-VB000	142.043	5.69.014	142.501	569025	142.1513
40206-AX603	142.593	43206-WL000	142.1333	5.69.015	142.501	569062	142.1514
40206-C7000	142.909	43207-9X100	142.1007	5.69.017	142.502	569063	142.1510
40206-C7001	142.909	82002-28610	142.1221	5.69.018	142.500	569064	142.1511
40206-CA010	142.1324	82002-28610	142.484	5.69.020	142.382	569100	142.1248
40206-CD005	142.1398	OPEL - VAUXHALL		5.69.021	142.383	569117	142.493
40206-EB300	142.1322	12762291	142.033	5.69.024	142.1180	569118	142.489
40206-EB320	142.1323	13501302	142.1513	5.69.026	142.501	569121	142.514
40206-EG000	142.1324	13501303	142.1514	5.69.028	142.502	569122	142.1548
40206-EM10A	142.1571	13501307	142.1510	5.69.030	142.503	569127	142.1513
40206-ET01A	142.1691	13501308	142.1511	5.69.031	142.504	569128	142.1514
40206-F3901	142.998	13501940	142.1512	5.69.036	142.485	569274	142.1512
40206-F3902	142.997	13502044	142.1554	5.69.038	142.498	569335	142.1512
40206-G9500	142.909	13502045	142.1554	5.69.039	142.505	569421	142.1510
40206-JD00A	142.1320	13502052	142.1555	5.69.040	142.506	569422	142.1511
40206-JG00A	142.1320	13502135	142.1557	5.69.041	142.500	90008001	142.501
40206-JX00A	142.1603	13502136	142.1557	5.69.042	142.508	90008003	142.502
40206-M5600	142.903	13502138	142.1556	5.69.044	142.516	90008005	142.503
40206-MB600	142.1663	13502139	142.1556	5.69.046	142.499	90008006	142.504
40206-R7400	142.181	13502199	142.1514	5.69.047	142.513	90009389	142.485
40206-R7401	142.181	13502213	142.1510	5.69.050	142.490	90009433	142.485
40206-R8210	142.793	13502214	142.1511	5.69.051	142.491	90065903	142.500
40206-R8211	142.793	13502215	142.1512	5.69.053	142.511	90086193	142.502
40206-U6700	142.901	15147573	142.1359	5.69.054	142.504	90111242	142.503
40206-VB000	142.1275	15147719	142.1360	5.69.055	142.499	90121445	142.504
40206-VB001	142.1275	4.403.038	142.366	5.69.056	142.492	90222168	142.506
40206-VE800	142.1046	44.08.275	142.362	5.69.059	142.497	90223918	142.498
40206-W1210	142.906	44.08.276	142.1221	5.69.060	142.496	90223919	142.505



OEM	CAR	OEM	CAR	OEM	CAR	OEM	CAR
90250546	<b>142.508</b>	93175606	<b>142.1213</b>	42.46.B8	<b>142.525</b>	42.49.19	<b>142.1316</b>
90250703	<b>142.524</b>	93176389	<b>142.1124</b>	42.46.E0	<b>142.1081</b>	42.49.19	<b>142.1349</b>
90271133	<b>142.498</b>	93176548	<b>142.036</b>	42.46.E7	<b>142.532</b>	42.49.21	<b>142.1424</b>
90271134	<b>142.505</b>	93179462	<b>142.1124</b>	42.46.E8	<b>142.532</b>	42.49.22	<b>142.1426</b>
90271135	<b>142.506</b>	93181113	<b>142.1676</b>	42.46.F0	<b>142.1123</b>	42.49.24	<b>142.1425</b>
90272328	<b>142.507</b>	93182285	<b>142.499</b>	42.46.F1	<b>142.533</b>	42.49.26	<b>142.173</b>
90295087	<b>142.508</b>	93182292	<b>142.514</b>	42.46.F4	<b>142.145</b>	42.49.28	<b>142.1409</b>
90297932	<b>142.509</b>	93182293	<b>142.489</b>	42.46.F6	<b>142.145</b>	42.49.30	<b>142.1413</b>
90344650	<b>142.516</b>	93184247	<b>142.1548</b>	42.46.F8	<b>142.141</b>	42.49.32	<b>142.1316</b>
90345699	<b>142.512</b>	93185817	<b>142.1249</b>	42.46.G0	<b>142.141</b>	42.49.32	<b>142.1349</b>
90348319	<b>142.524</b>	93188445	<b>142.1677</b>	42.46.G1	<b>142.135</b>	42.49.35	<b>142.169</b>
90374545	<b>142.513</b>	93188916	<b>142.1423</b>	42.46.G6	<b>142.144</b>	42.49.37	<b>142.1417</b>
90392559	<b>142.516</b>	93188917	<b>142.1180</b>	42.46.G9	<b>142.519</b>	42.49.40	<b>142.1414</b>
90421727	<b>142.499</b>	93188918	<b>142.1181</b>	42.46.H0	<b>142.518</b>	42.49.41	<b>142.1418</b>
90421872	<b>142.512</b>	93188919	<b>142.1341</b>	42.46.H1	<b>142.520</b>	42.49.43	<b>142.1081</b>
90442513	<b>142.513</b>	93190227	<b>142.1342</b>	42.46.H2	<b>142.526</b>	42.49.54	<b>142.1123</b>
90442651	<b>142.486</b>	93192978	<b>142.1255</b>	42.46.H3	<b>142.177</b>	42.49.58	<b>142.1313</b>
90487103	<b>142.511</b>	93197403	<b>142.1578</b>	42.46.H5	<b>142.533</b>	42.49.61	<b>142.1314</b>
90487402	<b>142.508</b>	93197406	<b>142.1580</b>	42.46.H8	<b>142.194</b>	42.49.64	<b>142.1501</b>
90496327	<b>142.492</b>	93197712	<b>142.1676</b>	42.46.J2	<b>142.408</b>	42.49.65	<b>142.1346</b>
90497879	<b>142.497</b>	93850649	<b>142.1221</b>	42.46.J5	<b>142.409</b>	42.49.65	<b>142.1347</b>
90498304	<b>142.495</b>	93850649	<b>142.484</b>	42.46.J8	<b>142.172</b>	42.49.66	<b>142.1346</b>
90509590	<b>142.487</b>	94172376	<b>142.517</b>	42.46.K2	<b>142.169</b>	42.49.66	<b>142.1347</b>
90511128	<b>142.499</b>	94375425	<b>142.488</b>	42.46.K9	<b>142.533</b>	42.49.73	<b>142.191</b>
90512029	<b>142.492</b>	96625873	<b>142.1344</b>	42.46.L2	<b>142.173</b>	42.49.75	<b>142.419</b>
90512909	<b>142.493</b>	96625948	<b>142.1343</b>	42.46.L7	<b>142.523</b>	42.49.77	<b>142.1553</b>
90512910	<b>142.489</b>	97034034	<b>142.490</b>	42.46.L9	<b>142.521</b>	42.49.80	<b>142.1501</b>
90539466	<b>142.496</b>	97034035	<b>142.491</b>	42.46.N0	<b>142.151</b>	42.49.83	<b>142.476</b>
90575113	<b>142.494</b>	97034036	<b>142.488</b>	42.46.N8	<b>142.145</b>	42.49.86	<b>142.1501</b>
9111038	<b>142.366</b>	9962105350	<b>142.1360</b>	42.46.P1	<b>142.205</b>	42.49.90	<b>142.478</b>
91151563	<b>142.488</b>	<b>PEUGEOT</b>		42.46.P2	<b>142.205</b>	42.49.91	<b>142.1426</b>
91159915	<b>142.362</b>	42.46.42	<b>142.515</b>	42.46.P3	<b>142.206</b>	42.49.94	<b>142.1123</b>
91159916	<b>142.1221</b>	42.46.61	<b>142.520</b>	42.46.P4	<b>142.206</b>	42.49.A9	<b>142.1081</b>
91159916	<b>142.484</b>	42.46.63	<b>142.555</b>	42.46.P5	<b>142.1083</b>	42.49.C1	<b>142.1082</b>
91165426	<b>142.362</b>	42.46.69	<b>142.525</b>	42.46.P7	<b>142.537</b>	42.49.F5	<b>142.144</b>
91166212	<b>142.1221</b>	42.46.70	<b>142.526</b>	42.46.P8	<b>142.1081</b>	42.49.F8	<b>142.1694</b>
91166212	<b>142.484</b>	42.46.77	<b>142.510</b>	42.46.P9	<b>142.1082</b>	42.49.F9	<b>142.1695</b>
9117677	<b>142.497</b>	42.46.78	<b>142.510</b>	42.46.R2	<b>142.152</b>	42.49.G2	<b>142.1718</b>
9117678	<b>142.496</b>	42.46.83	<b>142.134</b>	42.46.R3	<b>142.531</b>	42.49.J3	<b>142.1694</b>
9117771	<b>142.495</b>	42.46.85	<b>142.175</b>	42.46.R8	<b>142.534</b>	42.49.J6	<b>142.477</b>
9127967	<b>142.380</b>	42.46.88	<b>142.528</b>	42.46.T1	<b>142.693</b>	42.49.K1	<b>142.1425</b>
9156785	<b>142.034</b>	42.46.89	<b>142.527</b>	42.46.T6	<b>142.523</b>	42.49.K3	<b>142.173</b>
9160398	<b>142.548</b>	42.46.90	<b>142.529</b>	42.46.T7	<b>142.523</b>	42.49.L3	<b>142.537</b>
9184405	<b>142.030</b>	42.46.94	<b>142.530</b>	42.46.V1	<b>142.693</b>	42.49.L5	<b>142.1717</b>
9191247	<b>142.032</b>	42.46.95	<b>142.176</b>	42.46.V4	<b>142.537</b>	4246.V3	<b>142.135</b>
9194477	<b>142.030</b>	42.46.96	<b>142.175</b>	42.46.V5	<b>142.538</b>	4246Y9	<b>142.213</b>
9195052	<b>142.1248</b>	42.46.97	<b>142.531</b>	42.46.V7	<b>142.539</b>	424993	<b>142.176</b>
9195981	<b>142.382</b>	42.46.98	<b>142.526</b>	42.46.W7	<b>142.476</b>	75.38.682	<b>142.177</b>
9195985	<b>142.383</b>	42.46.99	<b>142.518</b>	42.46.W8	<b>142.477</b>	96.321.051.80	<b>142.693</b>
9196050	<b>142.380</b>	42.46.A0	<b>142.177</b>	42.46.W9	<b>142.478</b>	96.331.147.80	<b>142.538</b>
9196587	<b>142.495</b>	42.46.A1	<b>142.519</b>	42.46.Y1	<b>142.173</b>	96.361.554.80	<b>142.693</b>
9196592	<b>142.381</b>	42.46.A2	<b>142.519</b>	42.46.Z3	<b>142.212</b>	96.402.471.80	<b>142.539</b>
9280751	<b>142.501</b>	42.46.A4	<b>142.555</b>	42.46.Z7	<b>142.029</b>	<b>PIAGGIO</b>	
93161254	<b>142.1221</b>	42.46.A5	<b>142.527</b>	42.46.Z8	<b>142.029</b>	43512-87523	<b>142.210</b>
93161254	<b>142.484</b>	42.46.A6	<b>142.529</b>	42.46.Z9	<b>142.1084</b>	43512-87523	<b>142.211</b>
93168847	<b>142.1579</b>	42.46.A7	<b>142.530</b>	42.46.Z9	<b>142.1220</b>	43512-87Z02	<b>142.210</b>
93168942	<b>142.1692</b>	42.46.A8	<b>142.510</b>	42.47.22	<b>433.075</b>	43512-87Z02	<b>142.211</b>
93171497	<b>142.031</b>	42.46.A9	<b>142.528</b>	42.47.37	<b>433.068</b>	588249	<b>142.1094</b>
93171500	<b>142.032</b>	42.46.B1	<b>142.531</b>	42.47.38	<b>433.076</b>	<b>PLYMOUTH</b>	
93171778	<b>142.033</b>	42.46.B2	<b>142.515</b>	42.49.14	<b>142.1315</b>	MB 081630	<b>142.940</b>
93171848	<b>142.034</b>	42.46.B3	<b>142.175</b>	42.49.15	<b>142.476</b>	MB 082465	<b>142.943</b>
93175376	<b>142.035</b>	42.46.B4	<b>142.176</b>	42.49.17	<b>142.477</b>	MB 587432	<b>142.836</b>



OEM	CAR	OEM	CAR	OEM	CAR	OEM	CAR
MB 587433	<b>142.836</b>	40.20.200.05R	<b>142.1659</b>	77.00.715.165	<b>142.596</b>	77.01.204.955	<b>142.579</b>
MB 668108	<b>142.835</b>	40.20.200.05R	<b>142.1660</b>	77.00.715.166	<b>142.578</b>	77.01.205.086	<b>142.547</b>
<b>PONTIAC</b>							
9012-1445	<b>142.504</b>	40.20.600.02R	<b>142.1493</b>	77.00.716.947	<b>142.569</b>	77.01.205.228	<b>142.557</b>
9025-0546	<b>142.508</b>	40.20.600.03R	<b>142.1494</b>	77.00.754.286	<b>142.571</b>	77.01.205.229	<b>142.559</b>
9605-2404	<b>142.954</b>	40.20.600.10R	<b>142.1492</b>	77.00.754.287	<b>142.572</b>	77.01.205.230	<b>142.547</b>
<b>PORSCHE</b>							
901 352 041 14	<b>142.221</b>	40.20.600.12R	<b>142.1713</b>	77.00.756.572	<b>142.573</b>	77.01.205.231	<b>142.561</b>
955 351 401 40	<b>142.1036</b>	40.20.641.51R	<b>142.1492</b>	77.00.758.195	<b>142.595</b>	77.01.205.653	<b>142.549</b>
955 351 401 41	<b>142.1036</b>	40.20.670.23R	<b>142.1493</b>	77.00.758.901	<b>142.574</b>	77.01.205.653	<b>142.552</b>
955 351 401 50	<b>142.1017</b>	40.20.698.28R	<b>142.1474</b>	77.00.764.192	<b>142.594</b>	77.01.205.840	<b>142.557</b>
955 351 401 51	<b>142.1017</b>	40.20.6JY.01A	<b>142.1474</b>	77.00.764.193	<b>142.579</b>	77.01.205.841	<b>142.559</b>
955 351 402 40	<b>142.1035</b>	43.20.000.07R	<b>142.1624</b>	77.00.767.602	<b>142.553</b>	77.01.205.842	<b>142.547</b>
955 351 402 41	<b>142.1035</b>	43.20.000.07R	<b>142.1625</b>	77.00.780.077	<b>142.599</b>	77.01.205.843	<b>142.544</b>
955 351 402 50	<b>142.1016</b>	43.20.000.15R	<b>142.1698</b>	77.00.780.078	<b>142.599</b>	77.01.205.844	<b>142.563</b>
955 351 402 51	<b>142.1016</b>	43.20.000.15R	<b>142.1699</b>	77.00.780.892	<b>142.552</b>	77.01.205.845	<b>142.562</b>
955 351 403 00	<b>142.1533</b>	43.20.000.16R	<b>142.1277</b>	77.00.793.047	<b>142.576</b>	77.01.205.846	<b>142.598</b>
955 352 401 30	<b>142.1018</b>	43.20.003.67R	<b>142.1580</b>	77.00.793.631	<b>142.597</b>	77.01.206.029	<b>142.1175</b>
955 352 401 31	<b>142.1018</b>	43.20.015.39R	<b>142.1700</b>	77.00.795.751	<b>142.576</b>	77.01.206.118	<b>142.547</b>
955 352 401 50	<b>142.1185</b>	43.20.015.39R	<b>142.1701</b>	77.00.800.002	<b>142.563</b>	77.01.206.198	<b>142.544</b>
955 352 401 51	<b>142.1185</b>	43.20.065.06R	<b>142.1622</b>	77.00.800.003	<b>142.562</b>	77.01.206.328	<b>142.1218</b>
955 352 403 00	<b>142.1185</b>	43.20.065.06R	<b>142.1623</b>	77.00.800.004	<b>142.598</b>	77.01.206.328	<b>142.694</b>
970 351 403 00	<b>142.1710</b>	43.20.075.95R	<b>142.1700</b>	77.00.801.086	<b>142.556</b>	77.01.206.339	<b>142.549</b>
970 351 403 01	<b>142.1710</b>	43.20.200.21R	<b>142.1701</b>	77.00.801.101	<b>142.576</b>	77.01.206.613	<b>142.365</b>
970 351 404 00	<b>142.1709</b>	43.20.200.21R	<b>142.1660</b>	77.00.801.213	<b>142.556</b>	77.01.206.614	<b>142.364</b>
970 351 404 01	<b>142.1709</b>	43.20.640.87R	<b>142.1579</b>	77.00.802.231	<b>142.561</b>	77.01.206.673	<b>142.361</b>
970 352 403 00	<b>142.1712</b>	43.20.679.43R	<b>142.1692</b>	77.00.802.232	<b>142.557</b>	77.01.206.831	<b>142.1215</b>
970 352 404 00	<b>142.1711</b>	50.00.388.057	<b>142.554</b>	77.00.802.233	<b>142.559</b>	77.01.206.845	<b>142.362</b>
986 351 401 05	<b>142.1050</b>	50.00.396.612	<b>150.500</b>	77.00.805.006	<b>142.541</b>	77.01.206.846	<b>142.1221</b>
986 352 401 04	<b>142.1051</b>	50.00.450.158	<b>150.510</b>	77.00.805.148	<b>142.541</b>	77.01.206.846	<b>142.484</b>
986 352 403 01	<b>142.1192</b>	50.00.545.242	<b>150.510</b>	77.00.813.549	<b>142.552</b>	77.01.206.924	<b>142.1230</b>
987 351 401 01	<b>142.1673</b>	50.00.790.539	<b>150.550</b>	77.00.829.553	<b>142.599</b>	77.01.206.924	<b>142.698</b>
987 351 402 01	<b>142.1674</b>	50.00.792.539	<b>150.520</b>	77.00.830.283	<b>142.561</b>	77.01.207.227	<b>142.1254</b>
987 352 401 01	<b>142.1675</b>	50.01.864.712	<b>142.543</b>	77.00.841.564	<b>142.559</b>	77.01.207.357	<b>142.692</b>
987 352 403 00	<b>142.1192</b>	50.10.019.249	<b>151.600</b>	77.00.842.131	<b>142.552</b>	77.01.207.378	<b>142.044</b>
996 351 405 00	<b>142.1052</b>	50.10.190.865	<b>151.600</b>	77.01.204.228	<b>142.552</b>	77.01.207.611	<b>142.599</b>
996 351 405 01	<b>142.1052</b>	50.10.207.431	<b>151.600</b>	77.01.204.281	<b>142.565</b>	77.01.207.795	<b>142.593</b>
996 351 405 02	<b>142.1052</b>	50.10.216.433	<b>150.540</b>	77.01.204.282	<b>142.568</b>	77.01.207.823	<b>142.1059</b>
996 351 406 00	<b>142.1053</b>	50.10.216.437	<b>150.530</b>	77.01.204.283	<b>142.577</b>	77.01.207.823	<b>142.1219</b>
996 351 406 01	<b>142.1053</b>	50.10.216.548	<b>150.520</b>	77.01.204.285	<b>142.569</b>	77.01.207.829	<b>142.547</b>
996 351 406 02	<b>142.1053</b>	50.10.260.101	<b>150.560</b>	77.01.204.286	<b>142.573</b>	77.01.207.897	<b>142.1179</b>
996 351 409 02	<b>142.1252</b>	50.10.260.102	<b>150.570</b>	77.01.204.287	<b>142.595</b>	77.01.207.898	<b>142.1278</b>
996 351 409 03	<b>142.1252</b>	50.10.260.603	<b>142.536</b>	77.01.204.288	<b>142.594</b>	77.01.207.898	<b>142.1307</b>
996 351 410 02	<b>142.1253</b>	50.10.260.604	<b>142.542</b>	77.01.204.289	<b>142.553</b>	77.01.208.130	<b>142.1385</b>
996 351 410 03	<b>142.1253</b>	50.10.260.609	<b>142.543</b>	77.01.204.293	<b>142.599</b>	77.01.208.230	<b>142.1509</b>
996 352 401 03	<b>142.1054</b>	50.10.260.609	<b>142.543</b>	77.01.204.294	<b>142.599</b>	77.01.208.230	<b>142.1567</b>
996 352 401 04	<b>142.1054</b>	50.10.422.363	<b>150.531</b>	77.01.204.294	<b>142.599</b>	77.01.208.230	<b>142.1567</b>
996 352 401 05	<b>142.1054</b>	50.10.422.364	<b>150.532</b>	77.01.204.295	<b>142.563</b>	77.01.208.252	<b>142.1216</b>
996 352 405 00	<b>142.1250</b>	50.10.422.364	<b>150.532</b>	77.01.204.296	<b>142.562</b>	77.01.208.848	<b>142.1531</b>
996 352 405 01	<b>142.1250</b>	50.10.422.593	<b>150.531</b>	77.01.204.296	<b>142.562</b>	77.01.208.849	<b>142.1524</b>
996 352 405 02	<b>142.1250</b>	60.01.547.684	<b>142.568</b>	77.01.204.297	<b>142.598</b>	77.01.208.850	<b>142.1655</b>
996 352 406 00	<b>142.1251</b>	60.20.013.026	<b>142.695</b>	77.01.204.298	<b>142.576</b>	77.01.208.850	<b>142.1656</b>
996 352 406 01	<b>142.1251</b>	60.25.304.079	<b>142.545</b>	77.01.204.299	<b>142.556</b>	77.01.209.839	<b>142.1497</b>
996 352 406 02	<b>142.1251</b>	60.25.370.406	<b>142.545</b>	77.01.204.300	<b>142.557</b>	77.01.210.081	<b>142.1688</b>
<b>PROTON</b>							
MB 316676	<b>142.886</b>	77.00.302.128	<b>142.548</b>	77.01.204.301	<b>142.559</b>	77.01.466.540	<b>142.550</b>
MB 316677	<b>142.945</b>	77.00.314.064	<b>142.366</b>	77.01.204.302	<b>142.541</b>	77.01.466.541	<b>142.555</b>
MB 699280	<b>142.869</b>	77.00.314.107	<b>142.037</b>	77.01.204.303	<b>142.541</b>	77.01.466.541	<b>142.555</b>
MB 699283	<b>142.870</b>	77.00.426.389	<b>142.547</b>	77.01.204.304	<b>142.552</b>	77.01.466.543	<b>142.566</b>
<b>RENAULT</b>							
40.20.200.03R	<b>142.1495</b>	77.00.502.515	<b>142.550</b>	77.01.204.305	<b>142.561</b>	77.01.466.781	<b>142.571</b>
40.20.200.03R	<b>142.1496</b>	77.00.527.559	<b>142.560</b>	77.01.204.495	<b>142.557</b>	77.01.466.782	<b>142.572</b>
		77.00.561.367	<b>142.565</b>	77.01.204.496	<b>142.559</b>	77.01.467.115	<b>142.551</b>
		77.00.649.109	<b>142.566</b>	77.01.204.499	<b>142.557</b>	77.01.467.306	<b>142.578</b>
		77.00.677.045	<b>142.551</b>	77.01.204.523	<b>142.599</b>	77.01.467.307	<b>142.597</b>
		77.00.704.705	<b>142.568</b>	77.01.204.828	<b>142.552</b>	77.01.467.954	<b>142.574</b>
		77.00.710.644	<b>142.553</b>	77.01.204.901	<b>142.599</b>	77.01.467.955	<b>142.579</b>
		77.00.715.081	<b>142.577</b>	77.01.204.954	<b>142.574</b>	77.01.472.838	<b>142.1217</b>



OEM	CAR	OEM	CAR	OEM	CAR	OEM	CAR
77.01.472.838	<b>142.164</b>	GBD 90801	<b>142.313</b>	NAM 8970	<b>142.324</b>	8904575	<b>142.588</b>
77.01.713.008	<b>142.1217</b>	GBD 90802	<b>142.305</b>	<i>ROVER MG</i>		8922759	<b>142.589</b>
77.01.713.008	<b>142.164</b>	GBD 90803	<b>142.915</b>	FAM 8266	<b>142.316</b>	8934036	<b>142.589</b>
77.11.130.076	<b>142.1221</b>	GBD 90806	<b>142.315</b>	FAM 8405	<b>142.319</b>	8941981	<b>142.575</b>
77.11.130.076	<b>142.484</b>	GBD 90809	<b>142.319</b>	FAM 8970	<b>142.324</b>	8951543	<b>142.582</b>
77.11.130.077	<b>142.362</b>	GBD 90810	<b>142.322</b>	GBD 496	<b>142.320</b>	8955171	<b>142.583</b>
79.10.007.463	<b>142.555</b>	GBD 90811	<b>142.319</b>	GBD 90607	<b>142.324</b>	8965550	<b>142.583</b>
82.00.007.121	<b>142.365</b>	GBD 90813	<b>142.320</b>	GBD 90809	<b>142.319</b>	8965890	<b>142.584</b>
82.00.007.122	<b>142.364</b>	GBD 90814	<b>142.915</b>	GBD 90811	<b>142.319</b>	8966962	<b>142.580</b>
82.00.010.519	<b>142.362</b>	GBD 90817	<b>142.308</b>	GBD 90813	<b>142.320</b>	8970709	<b>142.580</b>
82.00.018.407	<b>142.1230</b>	GBD 90818	<b>142.322</b>	GBD 90842	<b>142.294</b>	8970717	<b>142.582</b>
82.00.018.407	<b>142.698</b>	GBD 90819	<b>142.331</b>	NAM 5529	<b>142.316</b>	8988602	<b>142.581</b>
82.00.019.581	<b>142.1215</b>	GBD 90820	<b>142.332</b>	NAM 6010	<b>142.320</b>	9156785	<b>142.034</b>
82.00.123.117	<b>142.1216</b>	GBD 90821	<b>142.323</b>	NAM 6011	<b>142.320</b>	9156807	<b>142.031</b>
82.00.177.023	<b>142.363</b>	GBD 90822	<b>142.314</b>	NAM 6450	<b>142.320</b>	9191247	<b>142.032</b>
82.00.177.024	<b>142.692</b>	GBD 90825	<b>142.915</b>	NAM 6529	<b>142.316</b>	9191336	<b>142.033</b>
82.00.196.263	<b>142.1728</b>	GBD 90827	<b>142.322</b>	NAM 7806	<b>142.324</b>	93171500	<b>142.032</b>
82.00.228.610	<b>142.1221</b>	GBD 90829	<b>142.331</b>	NAM 8415	<b>142.319</b>	93188445	<b>142.1677</b>
82.00.228.610	<b>142.484</b>	GBD 90830	<b>142.332</b>	NAM 8970	<b>142.324</b>	<i>SAF</i>	
82.00.242.317	<b>142.044</b>	GBD 90833	<b>142.313</b>	SDB 000230	<b>142.1486</b>	4 079 0003 00	<b>150.450</b>
82.00.242.318	<b>142.692</b>	GBD 90835	<b>142.306</b>	SDB 000290	<b>142.1110</b>	4 079 0004 00	<b>150.460</b>
82.00.244.108	<b>142.1106</b>	GBD 90836	<b>142.311</b>	SDB 000440	<b>142.1109</b>	4 079 0005 00	<b>150.470</b>
82.00.244.108	<b>142.1229</b>	GBD 90837	<b>142.312</b>	SDB 000870	<b>142.304</b>	4 079 0005 01	<b>150.470</b>
82.00.266.743	<b>142.1385</b>	GBD 90840	<b>142.917</b>	SDB 000880	<b>142.303</b>	4 079 0007 00	<b>150.455</b>
82.00.367.094	<b>142.1217</b>	GBD 90841	<b>142.307</b>	SDB 000990	<b>142.917</b>	4 079 0007 01	<b>150.455</b>
82.00.367.094	<b>142.164</b>	GBD 90844	<b>142.303</b>	SDB 100500	<b>142.307</b>	<i>SCANIA</i>	
82.00.381.148	<b>142.1498</b>	GBD 90847	<b>142.304</b>	SDB 100940	<b>142.303</b>	1402272	<b>150.480</b>
82.00.381.148	<b>142.1499</b>	GBD443	<b>142.915</b>	SDB 101100	<b>142.304</b>	<i>SEAT</i>	
82.00.570.191	<b>142.692</b>	NAB 9620	<b>142.323</b>	SDB100600	<b>142.917</b>	1H0615301A	<b>142.711</b>
82.00.570.677	<b>142.044</b>	NAM 4157	<b>142.323</b>	<i>ROVER WOLSELEY</i>		1J0 615 301 C	<b>142.748</b>
82.00.649.353	<b>142.1106</b>	NAM 5529	<b>142.316</b>	BTA 954C	<b>142.318</b>	1J0 615 301 D	<b>142.746</b>
82.00.649.353	<b>142.1229</b>	NAM 6010	<b>142.320</b>	<i>SAAB</i>		1J0 615 301 E	<b>142.747</b>
82.00.655.249	<b>142.1217</b>	NAM 6011	<b>142.320</b>	12762290	<b>142.034</b>	1J0 615 601	<b>142.749</b>
82.00.655.249	<b>142.164</b>	NAM 6450	<b>142.320</b>	12763591	<b>142.936</b>	1K0 615 301 AA	<b>142.1023</b>
82.00.688.880	<b>142.1578</b>	NAM 6529	<b>142.316</b>	13576781	<b>142.1512</b>	1K0 615 301 AJ	<b>142.1727</b>
<i>ROR-MERITOR</i>		NAM 7806	<b>142.324</b>	15134671	<b>142.1319</b>	1K0 615 301 S	<b>142.1019</b>
21224263	<b>150.365</b>	NAM 8415	<b>142.319</b>	18060664	<b>142.1317</b>	1K0 615 301 T	<b>142.1021</b>
21225115	<b>150.360</b>	NAM 8970	<b>142.324</b>	18060665	<b>142.1318</b>	1K0 615 601 K	<b>142.1022</b>
21227349	<b>150.361</b>	SDB 000870	<b>142.304</b>	24435132	<b>142.1213</b>	1ML 615 301	<b>142.1235</b>
3218-G-1333	<b>150.360</b>	SDB 000880	<b>142.303</b>	32025723	<b>142.492</b>	1S0 615 301	<b>142.1716</b>
3218-H-1308	<b>150.365</b>	SDB 100940	<b>142.303</b>	4002143	<b>142.584</b>	321 615 301 C	<b>142.715</b>
3218-N-1340	<b>151.480</b>	SDB 101100	<b>142.304</b>	4002150	<b>142.580</b>	321615301	<b>142.710</b>
3218-P-1342	<b>151.481</b>	XAP 88	<b>142.915</b>	4241428	<b>142.513</b>	321615301D	<b>142.703</b>
68323825	<b>150.362</b>	<i>ROVER AUSTIN</i>		4241477	<b>142.487</b>	357615301	<b>142.702</b>
MBR9004	<b>150.362</b>	21A 2612	<b>142.315</b>	4566840	<b>142.492</b>	357615601	<b>142.724</b>
<i>ROVER</i>		BTA 954C	<b>142.318</b>	4567798	<b>142.030</b>	357615601B	<b>142.716</b>
21A 2612	<b>142.315</b>	FAM 8266	<b>142.316</b>	4837019	<b>142.492</b>	4379680	<b>433.061</b>
BTA 954C	<b>142.318</b>	FAM 8405	<b>142.319</b>	4837027	<b>142.489</b>	535 615 301	<b>142.741</b>
CLP 3757	<b>142.313</b>	FAM 8970	<b>142.324</b>	4839007	<b>142.492</b>	6N0 615 301 C	<b>142.742</b>
CLP 3758	<b>142.305</b>	GBD 496	<b>142.320</b>	4839320	<b>142.492</b>	6N0 615 601 B	<b>142.756</b>
CLP 7893	<b>142.314</b>	GBD 90607	<b>142.324</b>	4839338	<b>142.489</b>	6N0615301	<b>142.744</b>
DBP 3169	<b>142.322</b>	GBD 90806	<b>142.315</b>	4907523	<b>142.936</b>	7D0 615 601 A	<b>142.283</b>
DBP7954	<b>142.915</b>	GBD 90809	<b>142.319</b>	5055389	<b>142.030</b>	7M0615301E	<b>142.239</b>
DCP 7893	<b>142.314</b>	GBD 90811	<b>142.319</b>	5057476	<b>142.936</b>	7M0615301G	<b>142.239</b>
EAP 9579	<b>142.332</b>	GBD 90813	<b>142.320</b>	5084769	<b>142.030</b>	7M0615601A	<b>142.240</b>
EJP 7368	<b>142.331</b>	NAM 5529	<b>142.316</b>	5122833	<b>142.030</b>	7M0615601C	<b>142.240</b>
FAM 8266	<b>142.316</b>	NAM 6010	<b>142.320</b>	5232698	<b>142.1279</b>	7M3 615 301	<b>142.292</b>
FAM 8405	<b>142.319</b>	NAM 6011	<b>142.320</b>	5232756	<b>142.1279</b>	7M3615301A	<b>142.286</b>
FAM 8970	<b>142.324</b>	NAM 6450	<b>142.320</b>	5390786	<b>142.492</b>	811615301	<b>142.705</b>
GBD 496	<b>142.320</b>	NAM 6529	<b>142.316</b>	5391537	<b>142.936</b>	8L0 615 301	<b>142.722</b>
GBD 90607	<b>142.324</b>	NAM 7806	<b>142.324</b>	5391560	<b>142.030</b>	8N0 615 301 A	<b>142.722</b>
GBD 90800	<b>142.314</b>	NAM 8415	<b>142.319</b>	8841881	<b>142.575</b>	RF16500250	<b>142.161</b>



OEM	CAR	OEM	CAR	OEM	CAR	OEM	CAR
RF16500253	<b>142.161</b>	26300-AE060	<b>142.999</b>	55211 65D12	<b>142.956</b>	42.46.85	<b>142.175</b>
SE021165002A	<b>142.586</b>	26300-AE061	<b>142.999</b>	55211-56B00	<b>142.971</b>	42.46.96	<b>142.175</b>
SE022165002A	<b>142.161</b>	26300-AE070	<b>142.783</b>	55211-60A00	<b>142.953</b>	42.46.B5	<b>142.600</b>
SE022165002B	<b>142.162</b>	26300-AE071	<b>142.783</b>	55211-60A01	<b>142.953</b>	42.46.B6	<b>142.605</b>
SE022165201A	<b>433.061</b>	26300-AE091	<b>142.949</b>	55211-65D01	<b>142.1184</b>	42.46.B7	<b>142.606</b>
ZBA 615 301	<b>142.710</b>	26300-AG000	<b>142.1617</b>	55211-65J00	<b>142.1289</b>	42.46.E4	<b>142.600</b>
<b>SKODA</b>		26300-AG001	<b>142.1617</b>	55211-65J01	<b>142.1289</b>	42.57.9G	<b>142.600</b>
002 415 019	<b>142.590</b>	26300-FE000	<b>142.045</b>	55211-76J00	<b>142.1632</b>	43023314	<b>142.600</b>
113 430 210	<b>142.592</b>	26300-FE070	<b>142.1038</b>	55211-76J01	<b>142.1632</b>	48.00.3H	<b>142.605</b>
115 430 210	<b>142.587</b>	26300-SA000	<b>142.999</b>	55211-76J10	<b>142.971</b>	521548614	<b>142.600</b>
115 430 211	<b>142.587</b>	26300-SA001	<b>142.999</b>	55211-76J11	<b>142.1631</b>	55184514	<b>142.600</b>
115 450 210	<b>142.587</b>	26300-XA00A	<b>142.1487</b>	55211-77E00	<b>142.957</b>	58253R	<b>142.605</b>
1J0 615 301 C	<b>142.748</b>	26310-AA001	<b>142.850</b>	55211-77E01	<b>142.957</b>	58834Y	<b>142.600</b>
1J0 615 301 D	<b>142.746</b>	26310-AA012	<b>142.850</b>	55211-80000	<b>142.952</b>	58853B	<b>142.605</b>
1J0 615 301 E	<b>142.747</b>	26310-AA021	<b>142.949</b>	55311-57K00	<b>142.1415</b>	7531819	<b>142.176</b>
1J0 615 601	<b>142.749</b>	26310-AA031	<b>142.949</b>	55311-57K01	<b>142.1415</b>	7538682	<b>142.177</b>
1K0 615 301 M	<b>142.1025</b>	26310-AA032	<b>142.949</b>	55311-57L00	<b>142.1696</b>	7851531000	<b>142.515</b>
1K0 615 301 S	<b>142.1019</b>	26310-AA040	<b>142.858</b>	55311-60B11	<b>142.954</b>	7910007377	<b>142.526</b>
1K0 615 301 T	<b>142.1021</b>	26310-AA050	<b>142.858</b>	55311-60B20	<b>142.965</b>	7910007463	<b>142.555</b>
1K0 615 601 AD	<b>142.1024</b>	26310-AA051	<b>142.858</b>	55311-60B21	<b>142.965</b>	93500521	<b>142.177</b>
1K0 615 601 K	<b>142.1022</b>	26310-AA091	<b>142.783</b>	55311-60B30	<b>142.965</b>	<b>TOYOTA</b>	
1S0 615 301	<b>142.1716</b>	26310-AA092	<b>142.783</b>	55311-60B40	<b>142.972</b>	42431-02070	<b>142.1097</b>
4A0 615 601 A	<b>142.752</b>	26310-AA111	<b>142.780</b>	55311-60B41	<b>142.972</b>	42431-02080	<b>142.1280</b>
4B0 615 301 A	<b>142.078</b>	26310-AA120	<b>142.783</b>	55311-60G00	<b>142.826</b>	42431-02081	<b>142.1280</b>
6Q0 615 301	<b>142.291</b>	26310-AA121	<b>142.783</b>	55311-61G00	<b>142.959</b>	42431-02170	<b>142.1439</b>
6Q0 615 301 A	<b>142.291</b>	26310-AC040	<b>142.999</b>	55311-61G01	<b>142.959</b>	42431-02190	<b>142.1539</b>
6U0 615 301	<b>142.590</b>	26310-AC041	<b>142.999</b>	55311-62G00	<b>142.623</b>	42431-05030	<b>142.1138</b>
8E0 615 301 Q	<b>142.718</b>	26310-AC060	<b>142.949</b>	55311-62G01	<b>142.623</b>	42431-05040	<b>142.1098</b>
<b>SMART by MERCEDES</b>		26700-AE010	<b>142.955</b>	55311-62J00	<b>142.1255</b>	42431-05050	<b>142.1536</b>
451.421.01.12	<b>142.1525</b>	26700-AE030	<b>142.1325</b>	55311-68L00	<b>142.1604</b>	42431-05070	<b>142.1543</b>
454.420.00.01	<b>142.1011</b>	26700-AE060	<b>142.955</b>	55311-68L50	<b>142.1604</b>	42431-0D050	<b>142.679</b>
454.420.00.72	<b>142.1012</b>	26700-AE062	<b>142.955</b>	55311-75700	<b>142.768</b>	42431-0D060	<b>142.1440</b>
454.421.03.12	<b>142.1551</b>	26700-AE080	<b>142.1325</b>	55311-75F00	<b>142.768</b>	42431-0F010	<b>142.1141</b>
Q00 4341 V001	<b>142.435</b>	26700-AG000	<b>142.1568</b>	55311-79J01	<b>142.1191</b>	42431-0F020	<b>142.1559</b>
Q00 4341 V002	<b>142.435</b>	26700-AG001	<b>142.1568</b>	55311-80F00	<b>142.965</b>	42431-12090	<b>142.774</b>
<b>SMB</b>		26700-FE000	<b>142.046</b>	55311-80F02	<b>142.965</b>	42431-12150	<b>142.1300</b>
-	<b>150.491</b>	26700-FE010	<b>142.858</b>	55311-80G00	<b>142.047</b>	42431-12170	<b>142.1300</b>
449445	<b>150.490</b>	26700-FE050	<b>142.1268</b>	55311-80G02	<b>142.047</b>	42431-12190	<b>142.1258</b>
M078 157	<b>150.495</b>	26700-FE080	<b>142.858</b>	55311-83E00	<b>142.540</b>	42431-12210	<b>142.679</b>
M200 135	<b>150.490</b>	26700-FG000	<b>142.1618</b>	55311-84E01	<b>142.1124</b>	42431-12250	<b>142.679</b>
<b>SSANGYONG</b>		26700-XA00A	<b>142.1488</b>	55311-86G02	<b>142.1124</b>	42431-12260	<b>142.1539</b>
4144105000	<b>142.938</b>	40206-05A00	<b>142.905</b>	55311-M60B30	<b>142.965</b>	42431-12280	<b>142.1439</b>
4144105110	<b>142.938</b>	40206-05A01	<b>142.905</b>	55311-M68K10	<b>142.1534</b>	42431-12310	<b>142.1540</b>
4144106210	<b>142.938</b>	55311-80F01	<b>142.965</b>	55311-M72F00	<b>142.965</b>	42431-14100	<b>142.865</b>
4144108000	<b>142.1149</b>	55311-84G02	<b>142.1124</b>	55312-57K00	<b>142.1415</b>	42431-14110	<b>142.865</b>
41441-08030	<b>142.1148</b>	6238-20010	<b>142.950</b>	55312-57K01	<b>142.1415</b>	42431-14120	<b>142.865</b>
41441-08130	<b>142.1606</b>	6238-20030	<b>142.950</b>	55511-82000	<b>142.954</b>	42431-20090	<b>142.632</b>
41441-09100	<b>142.1304</b>	6238-20031	<b>142.950</b>	55511-86030	<b>142.785</b>	42431-20160	<b>142.632</b>
41441-21000	<b>142.1403</b>	7254-31000	<b>142.951</b>	55511-86031	<b>142.785</b>	42431-20200	<b>142.677</b>
41441-21001	<b>142.1403</b>	7254-31090	<b>142.779</b>	55611-55L00	<b>142.1730</b>	42431-20320	<b>142.632</b>
4144134000	<b>142.1685</b>	7254-31092	<b>142.779</b>	55611-57L00	<b>142.1697</b>	42431-20330	<b>142.632</b>
4840105101	<b>142.946</b>	7254-31150	<b>142.948</b>	55611-62G01	<b>142.828</b>	42431-20390	<b>142.1204</b>
4840105110	<b>142.946</b>	7254-31300	<b>142.948</b>	55611-68L00	<b>142.1605</b>	42431-20420	<b>142.1204</b>
48401-09000	<b>142.1405</b>	7254-31301	<b>142.948</b>	<b>TALBOT</b>		42431-20430	<b>142.1208</b>
48401-09100	<b>142.1404</b>	7254-31310	<b>142.948</b>	15760314	<b>142.605</b>	42431-28090	<b>142.1201</b>
48401-21000	<b>142.1404</b>	7254-31311	<b>142.948</b>	17740314	<b>142.605</b>	42431-28091	<b>142.1201</b>
48401-34000	<b>142.1723</b>	7254-31312	<b>142.948</b>	18222300	<b>142.605</b>	42431-28120	<b>142.1201</b>
48401-34100	<b>142.1724</b>	<b>SUZUKI</b>		25407214	<b>142.606</b>	42431-42040	<b>142.1257</b>
<b>SUBARU</b>		43511-83E00	<b>142.540</b>	4.449.694	<b>433.075</b>	42431-42041	<b>142.1257</b>
25431-GA170	<b>142.859</b>	43511-83E50	<b>142.540</b>	42.46.42	<b>142.515</b>	42431-42060	<b>142.1303</b>
25431-GA171	<b>142.859</b>	55211 65D10	<b>142.956</b>	42.46.61	<b>142.520</b>	42431-47020	<b>142.679</b>
26300-AE050	<b>142.783</b>	55211 65D11	<b>142.956</b>	42.46.70	<b>142.526</b>	42431-47030	<b>142.1204</b>



OEM	CAR	OEM	CAR	OEM	CAR	OEM	CAR
42431-52080	142.1301	43512-20100	142.977	43512-52050	142.986	251 407 617 A	142.721
42431-52150	142.1565	43512-20110	142.977	43512-52090	142.987	251 407 617 D	142.704
42431-60200	142.1282	43512-20150	142.977	43512-52120	142.1332	251 407 617 F	142.704
42431-60201	142.1282	43512-20180	142.980	43512-52130	142.1406	251 407 617 G	142.704
42431-60290	142.1503	43512-20190	142.637	43512-60040	142.927	251 407 617 K	142.704
42461-52050	142.679	43512-20260	142.636	43512-60050	142.646	251 407 617 M	142.704
42512-26160	142.682	43512-20280	142.637	43512-60060	142.932	251 407 617 N	142.704
43512-02060	142.1233	43512-20390	142.770	43512-60090	142.647	281 615 283 A	142.730
43512-02070	142.1139	43512-20400	142.770	43512-60130	142.1042	2D0 615 301 A	142.432
43512-02080	142.1142	43512-20470	142.985	43512-60150	142.1281	2D0 615 301 B	142.432
43512-02180	142.1547	43512-20480	142.985	43512-60151	142.1281	2D0 615 301 C	142.432
43512-02190	142.1542	43512-20490	142.985	43512-60170	142.1042	2D0 615 301 D	142.432
43512-05010	142.864	43512-20500	142.771	43512-60180	142.1502	2D0 615 601	142.429
43512-05020	142.771	43512-20520	142.645	43512-60190	142.1650	2D0 615 601 A	142.433
43512-05030	142.863	43512-20580	142.985	43512-63010	142.689	2D0 615 601 B	142.473
43512-05040	142.1137	43512-20590	142.678	43512-69015	142.927	2D0 615 601 C	142.429
43512-05050	142.1256	43512-20600	142.678	43512-69016	142.927	2D0 615 601 D	142.433
43512-05060	142.644	43512-20601	142.678	43512-74010	142.1453	2E0 615 301	142.1330
43512-05070	142.1256	43512-20630	142.678	948 530 04	142.984	2E0 615 601	142.1331
43512-05080	142.1140	43512-20700	142.985	94840-417	142.979	2E0 615 601 A	142.1334
43512-05090	142.1532	43512-20710	142.689			2H0 615 301 A	142.1619
43512-06040	142.777	43512-20711	142.689			321 615 301	142.710
43512-07020	142.777	43512-20730	142.644			321 615 301 A	142.715
43512-0D010	142.986	43512-21010	142.985			321 615 301 B	142.715
43512-0D050	142.987	43512-26040	142.935			321 615 301 C	142.715
43512-0D060	142.1438	43512-26090	142.641			321 615 301 D	142.703
43512-0F010	142.1140	43512-26140	142.682			357 615 301	142.702
43512-0F030	142.1542	43512-28050	142.634			357 615 601	142.724
43512-0H010	142.1123	43512-28051	142.634			357 615 601 B	142.716
43512-0K010	142.1626	43512-28060	142.983			3A0 615 301	142.759
43512-0K030	142.1626	43512-28100	142.773			3A0 615 301 A	142.759
43512-0K060	142.1609	43512-28110	142.983			3B0 615 301 B	142.078
43512-0K070	142.1609	43512-28190	142.1530			3C0 615 301 C	142.1612
43512-10070	142.619	43512-32090	142.974			4A0 615 301 C	142.718
43512-12060	142.921	43512-32120	142.975			4A0 615 301 D	142.718
43512-12160	142.979	43512-32180	142.974			4A0 615 301 E	142.718
43512-12230	142.639	43512-33020	142.923			4A0 615 601 A	142.752
43512-12250	142.978	43512-33040	142.777			4B0 615 301 B	142.1188
43512-12290	142.978	43512-33050	142.923			4B3 615 601	142.1193
43512-12320	142.978	43512-33060	142.777			4D0 615 301 A	142.288
43512-12440	142.978	43512-35070	142.932			4E0 615 601	142.1214
43512-12480	142.978	43512-35080	142.772			535 615 301	142.741
43512-12500	142.639	43512-35081	142.772			5C0 615 301	142.1019
43512-12550	142.984	43512-35110	142.928			6E0 615 301	142.285
43512-12620	142.1233	43512-35170	142.929			6N0 615 301 C	142.742
43512-12670	142.1558	43512-35180	142.935			6N0 615 301 D	142.703
43512-12680	142.1542	43512-35190	142.928			6N0 615 301 E	142.284
43512-12690	142.1547	43512-35200	142.934			6N0 615 301 F	142.742
43512-12710	142.1564	43512-35210	142.691			6N0 615 301 G	142.715
43512-13020	142.642	43512-35250	142.934			6N0 615 601	142.724
43512-13021	142.642	43512-35260	142.935			6N0 615 601 A	142.756
43512-13022	142.642	43512-42010	142.981			6N0 615 601 B	142.756
43512-13030	142.1139	43512-42030	142.683			6N0615301	142.744
43512-14080	142.976	43512-42031	142.683			6Q0 615 301	142.291
43512-14120	142.778	43512-42032	142.683			6Q0 615 301 A	142.291
43512-16020	142.924	43512-42040	142.1416			6Q0 615 301 L	142.746
43512-16030	142.925	43512-42050	142.1302			6R0 615 301	142.746
43512-16031	142.925	43512-47020	142.1233			6R0 615 301 A	142.748
43512-17120	142.987	43512-47030	142.1615			6U0 615 301	142.590
43512-17130	142.987	43512-47040	142.985			701 615 301	142.731
43512-17131	142.987	43512-52020	142.986			701 615 301 A	142.732
43512-20080	142.980	43512-52040	142.987			701 615 301 B	142.743





OEM	CAR	OEM	CAR	OEM	CAR	OEM	CAR
701 615 301 C	<b>142.731</b>	1228153	<b>142.654</b>	3112965	<b>151.530</b>		
701 615 301 D	<b>142.732</b>	1228942-7	<b>142.652</b>	31202327	<b>142.1365</b>		
701 615 301 E	<b>142.743</b>	1229349-4	<b>142.662</b>	31202331	<b>142.1365</b>		
701 615 301 F	<b>142.760</b>	1329635-5	<b>142.675</b>	31262706	<b>142.051</b>		
701 615 301 G	<b>142.764</b>	1329637-1	<b>142.656</b>	31262718	<b>142.1143</b>		
701 615 601	<b>142.758</b>	1330835-8	<b>142.656</b>	31262719	<b>142.1144</b>		
701 615 601 A	<b>142.758</b>	1359131-8	<b>142.654</b>	31277342	<b>142.1505</b>		
7D0 615 301 B	<b>142.286</b>	1359156-5	<b>142.675</b>	31277357	<b>142.1506</b>		
7D0 615 301 C	<b>142.760</b>	1359290	<b>142.665</b>	31302573	<b>142.1259</b>		
7D0 615 601	<b>142.758</b>	1359906-3	<b>142.657</b>	32106742	<b>142.651</b>		
7D0 615 601 A	<b>142.283</b>	1359908-9	<b>142.658</b>	3293451	<b>142.651</b>		
7D0 615 601 B	<b>142.758</b>	1384290	<b>142.1259</b>	3298167-2	<b>142.651</b>		
7D0 615 601 C	<b>142.283</b>	270731	<b>142.666</b>	3410294-7	<b>142.659</b>		
7E0 615 301 C	<b>142.1669</b>	270736-2	<b>142.653</b>	3430032-7	<b>142.660</b>		
7H0 615 301 D	<b>142.062</b>	270737	<b>142.652</b>	3432616-5	<b>142.660</b>		
7H0 615 301 E	<b>142.1027</b>	270738	<b>142.662</b>	3450386-2	<b>142.660</b>		
7H0 615 301 F	<b>142.1027</b>	270739-6	<b>142.654</b>	3459661-9	<b>142.659</b>		
7H0 615 601 B	<b>142.1028</b>	270876	<b>142.675</b>	3516567	<b>142.661</b>		
7L6 615 301 D	<b>142.1036</b>	270877	<b>142.656</b>	35165679	<b>142.661</b>		
7L6 615 301 E	<b>142.1017</b>	270878	<b>142.658</b>	351688-0	<b>142.664</b>		
7L6 615 301 J	<b>142.1036</b>	271497-0	<b>142.667</b>	351688-2	<b>142.667</b>		
7L6 615 301 N	<b>142.1036</b>	271590-2	<b>142.664</b>	676812	<b>142.666</b>		
7L6 615 302 D	<b>142.1035</b>	271788-2	<b>142.663</b>	6774686	<b>150.430</b>		
7L6 615 302 E	<b>142.1016</b>	271794-0	<b>142.668</b>	6775227	<b>150.420</b>		
7L6 615 302 J	<b>142.1035</b>	271895-5	<b>142.655</b>	6775229	<b>150.420</b>		
7L6 615 302 N	<b>142.1035</b>	272248	<b>142.669</b>	6779205	<b>150.440</b>		
7L6 615 601 D	<b>142.1018</b>	272248-6	<b>142.669</b>	6779208	<b>150.440</b>		
7L6 615 601 E	<b>142.063</b>	272276	<b>142.672</b>	6779209	<b>150.410</b>		
7L6 615 601 G	<b>142.063</b>	272276-7	<b>142.672</b>	6848902	<b>142.661</b>		
7L8 615 301 A	<b>142.1533</b>	272403-2	<b>142.051</b>	8624926-5	<b>142.054</b>		
7L8 615 601 E	<b>142.1185</b>	272403-7	<b>142.051</b>	9434167	<b>142.648</b>		
7M0 615 301 E	<b>142.239</b>	272404-5	<b>142.649</b>	9434167-4	<b>142.648</b>		
7M0 615 601 A	<b>142.240</b>	272429	<b>142.1260</b>	9475266	<b>142.1283</b>		
7M3 615 301	<b>142.292</b>	274170	<b>142.649</b>	9492715	<b>142.649</b>		
7M3 615 301 A	<b>142.286</b>	274509	<b>142.1143</b>	<b>ZASTAVA</b>			
7P6 615 301	<b>142.1706</b>	274510	<b>142.1144</b>	4373614	<b>433.061</b>		
7P6 615 301 A	<b>142.1706</b>	274521	<b>142.1259</b>	4379680	<b>433.061</b>		
7P6 615 302	<b>142.1705</b>	274521-4	<b>142.1259</b>	4385812	<b>142.161</b>		
7P6 615 302A	<b>142.1705</b>	274559	<b>142.649</b>	7566931	<b>142.167</b>		
811 615 301	<b>142.705</b>	30636074	<b>142.052</b>	7663465	<b>142.167</b>		
823 615 301	<b>142.705</b>	306360743	<b>142.052</b>	<b>ZF</b>			
839 615 301	<b>142.710</b>	306360744	<b>142.052</b>	0501 314 498	<b>150.600</b>		
841 615 301	<b>142.715</b>	30657301	<b>142.053</b>	0501 315 228	<b>150.600</b>		
861 615 301 B	<b>142.700</b>	306573015	<b>142.053</b>	0501 316 953	<b>150.600</b>		
8D0 615 601 A	<b>142.762</b>	30666802	<b>142.1145</b>				
8D0 615 601 D	<b>142.1122</b>	30666996	<b>142.1259</b>				
8E0 615 301 A	<b>142.757</b>	30736311	<b>142.1365</b>				
8E0 615 301 B	<b>142.751</b>	30736313	<b>142.1527</b>				
8E0 615 301 C	<b>142.757</b>	30736316	<b>142.1489</b>				
8E0 615 601	<b>142.752</b>	30736406	<b>142.052</b>				
8E0 615 601 D	<b>142.287</b>	307364067	<b>142.052</b>				
8L0 615 301	<b>142.722</b>	30769056	<b>142.1365</b>				
8L0 615 601	<b>142.726</b>	30769057	<b>142.1527</b>				
8N0 615 301 A	<b>142.722</b>	30769058	<b>142.1537</b>				
8Z0 615 301 B	<b>142.746</b>	30769059	<b>142.1538</b>				
8Z0 615 301 D	<b>142.746</b>	30769060	<b>142.1489</b>				
J 435 123 518 0	<b>142.935</b>	30769061	<b>142.1399</b>				
J 435 123 519 0	<b>142.928</b>	30769113	<b>142.1145</b>				
<b>VOLVO</b>		30818027	<b>142.671</b>				
1205780	<b>142.652</b>	30872926	<b>142.670</b>				
1205781	<b>142.662</b>	30872940	<b>142.673</b>				
1205782-4	<b>142.653</b>	308729409	<b>142.673</b>				





## CAR - OEM

---





<b>CAR</b>	<b>Model</b>	<b>OEM</b>	<b>CAR</b>	<b>Model</b>	<b>OEM</b>	<b>CAR</b>	<b>Model</b>	<b>OEM</b>	
<b>142.002</b>	ALFA ROMEO	125253			42.46.Z8			4360107	
		60703237			42.49.79			4454777	
<b>142.003</b>	ALFA ROMEO	60576811		LANCIA	1355376080		MAZDA	4564296	
		60621051			1489738080			4668068	
		71738909			9464640587			3L8Z-11-25C A	
					42.46.Z7			E100-33-25X A	
<b>142.004</b>	ALFA ROMEO	46427948		PEUGEOT	42.46.Z8			EC02-33-25X	
		60606170						EF9Y-33-25X	
		71738907						YL8Z-11-25B A	
<b>142.006</b>	ALFA ROMEO	60703238	<b>142.030</b>	OPEL - VAUX.	5.69.061		<b>142.049</b>	MAZDA	
		795035			9184405				LB82-33-25X
		795036			9194477				LB82-33-25X A
<b>142.007</b>	ALFA ROMEO	548195		SAAB	4567798		<b>142.050</b>	ALFA ROMEO	
		60514881			5055389				105482621500
					5084769				60516948
<b>142.008</b>	ALFA ROMEO	60576335		FIAT	5122833		<b>142.051</b>	VOLVO	
		60800345			5391560				272403-2
		71739572							272403-7
<b>142.010</b>	ALFA ROMEO	116502201401	<b>142.031</b>	OPEL - VAUX.	46836491		<b>142.052</b>	VOLVO	
		116502201402			46844071				30636074
		161002201401			5.69.003				306360743
		60526087			93171497				306360744
<b>142.011</b>	ALFA ROMEO	60578920	<b>142.032</b>	OPEL - VAUX.	9156807		<b>142.053</b>	VOLVO	
		60651437			5.69.004				30736406
		60670804			9191247				307364067
		71739571			93171500				
<b>142.012</b>	ALFA ROMEO	46425960	<b>142.033</b>	FIAT	46836490		<b>142.054</b>	VOLVO	
					12762291				8624926-5
<b>142.013</b>	ALFA ROMEO	60617106		OPEL - VAUX.	5.69.114		<b>142.055</b>	KIA	
		60653487			93171778				51712-3E000
		60658567			9191336				51712-3E300
		71739641							51712-3E500
<b>142.014</b>	MERCEDES	211.421.10.12	<b>142.034</b>	FIAT	46836489		<b>142.056</b>	KIA	
		211.421.13.12			51799236				58411-3E300
		211.421.14.12			9156785				<b>142.057</b>
<b>142.015</b>	ALFA ROMEO	116502621500		OPEL - VAUX.	93171848		<b>142.062</b>	VOLKSWAGEN	
		116502621501			12762290				7H0 615 301 D
		161502621501			9156785				7L6 615 601 E
		60526121			93171848				7L6 615 601 G
<b>142.016</b>	ALFA ROMEO	60652186	<b>142.035</b>	OPEL - VAUX.	9156785		<b>142.064</b>	KIA	
		60670801			5.69.006				0K55A-33-251
		71769482			93175376				0K55B-33-251
<b>142.017</b>	FIAT	46475338	<b>142.036</b>	OPEL - VAUX.	5.69.116		<b>142.065</b>	BMW	
		46555348			93176548				34 216 756 849
		71738915							34 211 163 845
		71738916							34 211 164 399
		71772277							34 211 160 233
<b>142.019</b>	ALFA ROMEO	105142201400	<b>142.037</b>	NISSAN	43206-00QAA		<b>142.066</b>	BMW	
		105142201500			4403045				34 216 751 194
		60721735			77.00.314.107				34 216 767 062
<b>142.020</b>	EFFEDI	60500015000	<b>142.038</b>	HONDA	45251-S2A-000		<b>142.068</b>	BMW	
					<b>142.039</b>				HONDA
<b>142.021</b>	CHRYSLER	5098 063AA	<b>142.040</b>	ALFA ROMEO	105122201400		<b>142.069</b>	BMW	
		203.421.03.12			60516371				34 211 166 127
		210.421.07.12							34 211 166 129
		210.421.24.12							34 211 158 576
<b>142.023</b>	ALFA ROMEO	60629865	<b>142.041</b>	NISSAN	40206-9X200		<b>142.070</b>	BMW	
		60814921			40206-9X401				34 111 158 550
<b>142.025</b>	HYUNDAI	51712-1C050	<b>142.042</b>	NISSAN	43206-05J03		<b>142.071</b>	BMW	
		51712-1C000			43206-05J04				34 111 165 262
<b>142.026</b>	HYUNDAI	51712-1C000	<b>142.043</b>	NISSAN	43206-VB000		<b>142.072</b>	BMW	
					77.01.207.378				34 111 165 263
<b>142.027</b>	KIA	0K2FA-33-251	<b>142.044</b>	RENAULT	82.00.242.317		<b>142.073</b>	BMW	
					82.00.570.677				34 201 166 073
<b>142.028</b>	MITSUBISHI	4615A061	<b>142.045</b>	SUBARU	26300-FE000		<b>142.074</b>	BMW	
		MR 407116			26700-FE000				34 101 166 071
		MR 407289			55311-80G00				34 116 769 305
<b>142.029</b>	CITROEN	42.46.Z7	<b>142.046</b>	SUZUKI	55311-80G02		<b>142.075</b>	BMW	
					4096352				8D0 615 301 J
							<b>142.076</b>	BMW	
							<b>142.077</b>	BMW	
							<b>142.078</b>	AUDI	
								SKODA	
								VOLKSWAGEN	
							<b>142.079</b>	BMW	
							<b>142.080</b>	ALFA ROMEO	



<b>CAR</b>	Model	OEM	<b>CAR</b>	Model	OEM	<b>CAR</b>	Model	OEM
<b>142.084</b>	MINI by BMW	34 111 502 891 SDB 101130	<b>142.109</b>	BMW	34 111 160 936 34 211 158 936 34 211 162 289 34 211 165 457	<b>142.131</b>	CITROEN	AM 45123 54.488.26 95.563.153 GX 2117001A
<b>142.085</b>	MINI by BMW	34 211 503 070 34216774987 SDB 101150	<b>142.110</b>	ALFA ROMEO	116382201401 60533706 60702446	<b>142.133</b>	CITROEN	95.661.811 96.047.276
<b>142.086</b>	BMW	34 111 161 372 34 111 164 973 34 116 757 756	<b>142.111</b>	BMW	34 211 119 581 34 211 122 282 34 216 755 407	<b>142.134</b>	CITROEN	75.485.825 75.485.825 Y
<b>142.089</b>	BMW	34 116 750 713 34 116 756 045 34 116 765 457 34 116 766 036	<b>142.112</b>	BMW	34 111 160 673 34 116 757 750	<b>142.135</b>	CITROEN	42.46.83 42.46.T9 42.46.V0 95.667.810
<b>142.090</b>	BMW	34 211 164 911 34 216 765 458	<b>142.113</b>	BMW	34 111 160 674 34 111 162 282 34 111 162 288 34 111 164 199 34 111 164 921 34 111 165 455 34 116 766 239	<b>142.136</b>	CITROEN	54.296.69S 75.529.364
<b>142.091</b>	BMW	34 111 153 228 34 111 153 230 34 111 156 143 34 111 163 147 34 111 163 148	<b>142.114</b>	BMW	34 211 156 668 34 211 162 305	<b>142.137</b>	CITROEN	54.893.62D
<b>142.093</b>	BMW	34 211 165 563	<b>142.115</b>	BMW	34 111 104 944 34 111 117 422 34 111 153 179	<b>142.139</b>	CITROEN	95.667.811
<b>142.094</b>	BMW	34 111 164 539 34 116 757 526 34 116 766 224 34 116 855 152	<b>142.116</b>	BMW	34 111 116 675 34 111 119 248 34 111 119 249 34 111 163 128	<b>142.140</b>	CITROEN	95.582.061 95.582.062 95.661.849
<b>142.095</b>	BMW	34 211 160 809 34 216 758 552	<b>142.117</b>	BMW	34 111 117 038 34 111 119 111 34 111 119 112	<b>142.141</b>	CITROEN	95.027.199 95.661.810
<b>142.096</b>	BMW	34 211 162 315 34 211 165 211	<b>142.118</b>	BMW	34 111 100 541 34 111 104 017 34 111 104 541 34 111 152 089	<b>142.142</b>	CITROEN	42.46.F8 42.46.G0 42.46.T3 95.030.547 95.661.814
<b>142.097</b>	BMW	34 211 157 953 34 211 159 900 34 216 757 748	<b>142.119</b>	BMW	34 111 116 940 34 111 119 563 34 111 119 564	<b>142.143</b>	CITROEN	95.669.226 96.017.878
<b>142.098</b>	BMW	34 211 163 153 34 211 164 175 34 211 164 840	<b>142.120</b>	BMW	34 211 103 683 34 211 116 949 34 211 119 566 34 211 119 568	<b>142.144</b>	CITROEN	95.661.749 96.012.770
<b>142.099</b>	BMW	34 211 163 669 34 211 163 835 34 211 164 129 34 216 767 049	<b>142.121</b>	BMW	34 111 151 632 34 111 163 134	<b>142.145</b>	CITROEN	42.46.G6 42.49.F5 95.661.813 96.099.616
<b>142.100</b>	ALFA ROMEO	116002621504 60703170	<b>142.122</b>	BMW	34 111 151 655 34 111 151 656 34 111 163 135 34 111 163 136	<b>142.146</b>	CITROEN	95.661.796
<b>142.101</b>	BMW	34 111 163 013 34 111 163 081 34 111 164 839 34 116 767 061	<b>142.123</b>	BMW	34 211 121 387 34 211 152 571 34 211 162 968	<b>142.147</b>	CHRYSLER	4 509 340
<b>142.103</b>	BMW	34 111 159 895 34 111 159 916 34 116 757 746	<b>142.124</b>	BMW	34 211 117 730 34 211 152 298	<b>142.150</b>	CITROEN	42.46.L6
<b>142.104</b>	BMW	34 111 162 093 34 116 757 752	<b>142.125</b>	BMW	34 111 154 747 34 116 752 434	<b>142.151</b>	CITROEN	42.46.L8 42.46.R7 42.46.N0
<b>142.105</b>	BMW	34 211 155 501 34 211 162 967	<b>142.126</b>	BMW	34 111 154 749 34 111 154 750 34 111 160 915	<b>142.152</b>	CITROEN	42.46.R4 424982 42.46.R2
<b>142.106</b>	BMW	34 211 155 499 34 211 157 360 34 211 157 361 34 211 165 257	<b>142.127</b>	BMW	34 111 158 042 34 111 159 898 34 111 161 693	<b>142.153</b>	CITROEN	42.46.R6 42.46.T8 42.46.W3
<b>142.107</b>	BMW	34 111 155 322 34 111 157 391 34 111 158 038 34 111 159 896	<b>142.128</b>	BMW	95.599.322	<b>142.155</b>	CITROEN	95.543.736
<b>142.108</b>	BMW	34 111 158 040 34 111 159 897 34 111 160 849	<b>142.129</b>	CITROEN		<b>142.156</b>	CITROEN	95.638.635
						<b>142.158</b>	MERCEDES	211.423.09.12
						<b>142.159</b>	FIAT	46465088 46479532 71738914
						<b>142.161</b>	AUTOBIANCHI	4208311 4385812
							FIAT	4139010 4208311 4385812



CAR	Model	OEM	CAR	Model	OEM	CAR	Model	OEM	
		71738422		FIAT	1300500080		IVECO	1904529	
	FSO	4208311			71738910			93800492	
		4385812			71772543	<b>142.181</b>	ALFA ROMEO	115105	
	INNOCENTI	4385812		PEUGEOT	42.46.J8			128573	
	LANCIA	4385812	<b>142.173</b>	CITROEN	42.46.L3			96609633	
	SEAT	RF16500250			42.46.L4		NISSAN	40206-R7400	
		RF16500253			42.49.27			40206-R7401	
		SE022165002A			42.49.99	<b>142.182</b>	ALFA ROMEO	162062201400	
	ZASTAVA	4385812		FIAT	1300501080			60533595	
<b>142.162</b>	FIAT	4377102			46806233	<b>142.183</b>	ALFA ROMEO	116462201402	
	LANCIA	4377102			51728377			60522092	
	SEAT	SE022165002B			51740244	<b>142.184</b>	ALFA ROMEO	116462621501	
<b>142.163</b>	FIAT	4448411			71738905			60533971	
		5938101		PEUGEOT	42.46.L2			60533972	
	LANCIA	4448411			42.46.Y1	<b>142.185</b>	ALFA ROMEO	8584182	
<b>142.164</b>	RENAULT	77.01.472.838			42.49.26		IVECO	1904531	
		77.01.713.008			42.49.K3			8584182	
		82.00.367.094		<b>142.174</b>	IVECO	1907765	<b>142.186</b>	ALFA ROMEO	130474
		82.00.655.249				7171255			60501453
<b>142.165</b>	CITROEN	42.46.W4	<b>142.175</b>	ALFA ROMEO	7568501			71739636	
<b>142.167</b>	ALFA ROMEO	60805117		CITROEN	ZF 04450931	<b>142.187</b>	ALFA ROMEO	164102202300	
		60811879			ZF 07568501			46445006	
	FIAT	46403960		FIAT	4450931			60569163	
		51876438			7568501			60571548	
		71738421		PEUGEOT	42.46.85			60622077	
		71769481			42.46.96			60653478	
		7566931			42.46.B3			60658565	
		7645054		TALBOT	42.46.85			60801722	
		7663465			42.46.96	<b>142.176</b>	ALFA ROMEO	60815938	
		7685656						71711434	
	FORD	1541804		ALFA ROMEO	7568440			71711447	
		9S51-1125-CA			93500520			51854567	
	LANCIA	46403960		CITROEN	4246N5		FIAT	60699518	
		7663465			75.318.19			71739567	
	ZASTAVA	7566931			75.684.40			71739568	
		7663465			93.500.520			82427592	
<b>142.168</b>	ALFA ROMEO	60808872		FIAT	60809894			82450539	
	FIAT	46820655			71740116			82450539	
		51866265			7531819		LANCIA	82427592	
		71738373			7568440			82450539	
		7545556		PEUGEOT	42.46.95		<b>142.188</b>	ALFA ROMEO	164062610001
		7645055			42.46.B4			60569164	
		7663466			424993			60653479	
	LANCIA	46554302		TALBOT	7531819			60658566	
		7663466	<b>142.177</b>	CITROEN	4246N7			60801786	
<b>142.169</b>	CITROEN	42.46.K3			75.386.82		FIAT	60801787	
		42.46.Y3			93.500.521			71738911	
		42.49.36		FIAT	71739638			71738912	
	FIAT	1307356080			71772542			7789267	
		46806234			7538682			82418684	
		51728378		PEUGEOT	42.46.A0			82439939	
		51740247			42.46.H3			82440275	
		51858362			75.38.682			7789267	
		71739637		TALBOT	7538682		LANCIA	82418684	
		71772544			93500521			82439939	
	PEUGEOT	42.46.K2	<b>142.178</b>	ALFA ROMEO	8582290			82440275	
		42.49.35		IVECO	1904528	<b>142.190</b>	ALFA ROMEO	46469908	
<b>142.170</b>	CITROEN	54.162.77			8582255			46542702	
	FIAT	5416277			8582290	<b>142.191</b>	CITROEN	42.49.74	
<b>142.171</b>	CITROEN	54.261.84	<b>142.179</b>	IVECO	1904532		FIAT	46542383	
	FIAT	5426184			7168368			46831041	
					7171274			51859076	
<b>142.172</b>	CITROEN	42.46.J9	<b>142.180</b>	ALFA ROMEO	93800492			71739640	



CAR	Model	OEM	CAR	Model	OEM	CAR	Model	OEM	
	LANCIA	71772275	<b>142.212</b>	CITROEN	42.46.Z1	<b>142.233</b>	FORD	1661471	
		46401356		FIAT	46833807		5024175		
		51896287			71740117		<b>142.234</b>	FORD	1637618
		51896288		PEUGEOT	71772276			1648717	
<b>142.192</b>	PEUGEOT	42.49.73	<b>142.213</b>	PEUGEOT	42.46.Z3	<b>142.235</b>	FORD	5022665	
	ALFA ROMEO	60806137		CITROEN	4246Y7		5023482		
		60810076		FIAT	46833806		5023802		
		60811256			51848616		<b>142.236</b>	FORD	5026674
		60811266	PEUGEOT	71740118	<b>142.237</b>	FORD	5029816		
	FIAT	46416712	<b>142.214</b>	JAGUAR	JLM 20150	<b>142.238</b>	FORD	5025610	
		46423415		<b>142.215</b>	JAGUAR		JLM 11904	5029815	
		71738145			JLM 12428		<b>142.239</b>	FORD	1001093
		7645056	JLM 20342	SEAT	7M0615301E				
		7779409	<b>142.216</b>	JAGUAR	JLM 20801	7M0615301G			
<b>142.193</b>	LANCIA	46423415	<b>142.217</b>	JAGUAR	JLM 20802	<b>142.240</b>	FORD	7M0 615 301 E	
	FIAT	46535086	<b>142.218</b>	FORD	1321488		FORD	1001094	
<b>142.194</b>	CITROEN	46765546		1376118	1023605			1045995	
		42.46.H9		4097477	1137985				
	FIAT	1316323080		4097478	7295020				
<b>142.195</b>	PEUGEOT	71738144		4179398	SEAT		7M0615601A		
		42.46.H8		4181042			7M0615601C		
	FIAT	46419204	JAGUAR	C2S 4566	VOLKSWAGEN		7M0 615 601 A		
		71740120		C2S35270	<b>142.241</b>		FORD	5025951	
7550923		C2S42667		6691106					
<b>142.196</b>	IVECO	7650707	<b>142.219</b>	FORD	1323102	<b>142.242</b>	FORD	1148202	
		1908772			1376138		1320585		
		42470842			4098427		1323620		
		93821867			4098428		1373771		
<b>142.197</b>	IVECO	93821918			4143445		1373781		1388256
		1908773		JAGUAR	4176921		1388256		
		42471111			C2S 9231		3555344		
7180256	C2S35271	3573537							
<b>142.198</b>	IVECO	42470836		<b>142.220</b>	JAGUAR		C2S42668	MAZDA	DD32-33-25X
		500306590			JLM 12304		DD59-33-25X		
<b>142.199</b>	IVECO	2991646			JLM 1826	DD63-33-25X			DD63-33-25XA
		7182299	<b>142.221</b>	PORSCHE	901 352 041 14				
<b>142.200</b>	IVECO	42471034	<b>142.222</b>	FORD	4324591	<b>142.243</b>	FORD	1013581	
		7182300			4411312		1112542		
<b>142.202</b>	CITROEN	42.46.T2	<b>142.225</b>	FORD	4328921		MAZDA	1E03-33-251	
		42.46.P1			4410264			1644831	
<b>142.205</b>	FIAT	1325772080	<b>142.226</b>	FORD	4367107	FORD	5022664		
		LANCIA		1331301080	4367108		<b>142.245</b>	FORD	5024373
	PEUGEOT	42.46.P1	<b>142.227</b>	FORD	4457989	<b>142.246</b>	FORD	1604636	
		42.46.P2			4475316		1619208		
	<b>142.206</b>	CITROEN	42.46.P3	<b>142.228</b>	FORD	4367104	FORD	5022655	
			42.46.P4			4367106		5022656	
		FIAT	9464222687			4455980		<b>142.247</b>	FORD
<b>142.207</b>	IVECO	42471214	<b>142.229</b>	FORD	1387781	FORD	5026786		
		42471150			4041427		F5RZ2C026A		
<b>142.208</b>	IVECO	7182874	<b>142.230</b>	FORD	4395257	MERCURY	F5RZ-2C026A		
		JAGUAR		JLM 20617	<b>142.249</b>		FORD	5026784	
		JLM 20653		JLM 21279			F5RZ1125A		
<b>142.209</b>	JAGUAR	JLM 20617	<b>142.231</b>	FORD	1630011	MERCURY	F5RZ-1125A		
		JLM 20653			6158214		F5RZ1125B		
<b>142.210</b>	PIAGGIO	43512-87523	<b>142.232</b>	FORD	1610869	FORD	1419749		
		43512-87Z02			5022679		1450669		
<b>142.211</b>	DAIHATSU	43512-87523		617443					
		PIAGGIO	43512-87523		1661467				
	PIAGGIO	43512-87Z02		5024174					



CAR	Model	OEM	CAR	Model	OEM	CAR	Model	OEM					
<b>142.251</b>	FORD	5022657	<b>142.258</b>	FORD	6155824	<b>142.267</b>	FORD	5028281					
		1102559			6158202			6191064					
		1571346			6158204			YS6W1125AA					
		1571347			6158210			1102560					
		1571348			6158211			1643706					
		1591990			1619173			1643718					
		1591991			1619174			1644859					
		1629450			1629748			5022661					
		1629451			5022662			5022663					
		5022650			5024745			6134505					
		5022651			6092165			6169974					
		6089876			6100043			6169975					
		6156352			6158206			MERCURY	E7RY-1125C				
		6158212			6158208			<b>142.268</b>	FORD	1630149			
		6158213			6169972					1637969			
D8RZ1125D	6169973	1659810											
<b>142.252</b>	FORD	1644857	<b>142.259</b>	FORD	5022676	4083484							
		5022658			6135249	5022666							
		5022947			6166055	5023483							
		5024744			5026785	5030658							
		6077975			6676462	<b>142.270</b>	FORD			5025611			
		6137291			5022668					<b>142.271</b>	MITSUBISHI	MB 857762	
		6158203			5023441							MB 857763	
		6158205			5023444							MR 249357	
<b>142.253</b>	FORD	1564842	<b>142.261</b>	FORD	5022662					<b>142.272</b>	MITSUBISHI	MR 235802	
		5022675			5027462							<b>142.273</b>	MITSUBISHI
<b>142.254</b>	FORD	1437814			5027463					6168109	<b>142.274</b>		
		1473814			6193694					<b>142.275</b>		MERCEDES	220.421.12.12
		1549699			6450826	<b>142.276</b>	MERCEDES	220.423.03.12					
		1591996			<b>142.262</b>			FORD	1630012	220.423.05.12			
		5022346				5022669	<b>142.277</b>		MERCEDES	220.421.11.12			
		5022829				5022949				<b>142.278</b>	MERCEDES	638.421.04.12	
		6010229				5027464	<b>142.279</b>		MERCEDES			168.423.02.12	
		73BB1125CB				6158215				<b>142.280</b>	AUDI	4B0 615 601 B	
HYUNDAI	58161-31000	E7RY2C026A				<b>142.281</b>	AUDI		8E0 615 601 B				
	58161-31010	1107767							8E0 615 601 P				
<b>142.255</b>	FORD	1539549				<b>142.263</b>	FORD		5022652	<b>142.282</b>	AUDI	4B0 615 601 A	
		5022674							5022653			<b>142.283</b>	FORD
		5022677							6191062	SEAT	7D0 615 601 A		
		6041696	6191063	VOLKSWAGEN					7D0 615 601 A				
		6166056	89FX1125AE	7D0 615 601 C									
<b>142.256</b>	FORD	1494123	<b>142.264</b>	FORD					1522208	<b>142.284</b>	VOLKSWAGEN	6N0 615 301 E	
		1549695							1549700			<b>142.285</b>	AUDI
		1799434							1549701	VOLKSWAGEN	6E0 615 301		
		5022671			1583835			<b>142.286</b>	FORD	1141782			
		5022672			5022254					SEAT	7M3615301A		
		6010149			6010231					VOLKSWAGEN	7D0 615 301 B		
		6121989			6089877					7M3 615 301 A			
		MERCURY			D4RY-1125A					<b>142.265</b>	FORD	1522209	<b>142.287</b>
					D4RY-1125B			1549702	8E0 615 601 Q				
		<b>142.257</b>			FORD			1619053	1549703			1549703	<b>142.288</b>
						1619054	1583926	5022347	4D0 615 301 F				
1629482	5022347					5022453	<b>142.289</b>	AUDI	4D0 615 301 A				
1644844	6089878					6089878			<b>142.290</b>			AUDI	4D0 615 601 B
1644845	<b>142.266</b>					FORD	1019604	VOLKSWAGEN					1J0 615 601 D
5022659							1066271		<b>142.291</b>			SKODA	6Q0 615 301
5022660			1107768	6Q0 615 301 A									
5023573			1320581	VOLKSWAGEN			6Q0 615 301						
6077974			4071714				6Q0 615 301 A						
6133549			4084226	<b>142.292</b>			FORD	1108038					
6133550			5022654										
6134507													





CAR	Model	OEM
	SEAT	7M3 615 301
	VOLKSWAGEN	7M3 615 301
<b>142.293</b>	MITSUBISHI	MB 895464
<b>142.294</b>	ROVER MG	GBD 90842
<b>142.295</b>	HONDA	42510-S6D-E00 42510-ST3-E00
<b>142.296</b>	HONDA	45251-S1A-G00
<b>142.297</b>	HONDA	42510-S30-000 42510-S30-900
<b>142.298</b>	LAND ROVER	SDB 000080 SDB 101070
<b>142.299</b>	LAND ROVER	ANR 4582 SDB 000380
<b>142.303</b>	ROVER	GBD 90844 SDB 000880 SDB 100940
	ROVER MG	SDB 000880 SDB 100940
<b>142.304</b>	ROVER	GBD 90847 SDB 000870 SDB 101100
	ROVER MG	SDB 000870 SDB 101100
<b>142.305</b>	HONDA	GBD 90802
	ROVER	CLP 3758 GBD 90802
<b>142.306</b>	HONDA	42510-SM4-950
	ROVER	GBD 90835
<b>142.307</b>	ROVER	GBD 90841
	ROVER MG	SDB 100500
<b>142.308</b>	HONDA	42510-SE0-000 42510-SE0-010 42510-SH3-G00 42510-SK3-E00
	ROVER	GBD 90817
<b>142.309</b>	HONDA	45251-SA0-000 45251-SA0-010 45251-SA0-640
<b>142.311</b>	HONDA	42510-SM4-000 42510-SM4-010 42510-SM4-020 45251-SM4-000 45251-SM4-010 45251-SM4-020 45251-SN7-E40
	ROVER	GBD 90836
<b>142.312</b>	HONDA	45251-SM4-G02 45251-SN7-E50
	ROVER	GBD 90837
<b>142.313</b>	ROVER	CLP 3757 GBD 90801 GBD 90833
<b>142.314</b>	HONDA	45251-SG9-000
	ROVER	CLP 7893 DCP 7893 GBD 90800 GBD 90822
<b>142.315</b>	INNOCENTI	39726321
	ROVER	21A 2612 GBD 90806
	ROVER AUSTIN	21A 2612 GBD 90806

CAR	Model	OEM
<b>142.316</b>	ROVER	FAM 8266 NAM 5529 NAM 6529
	ROVER AUSTIN	FAM 8266 NAM 5529 NAM 6529
	ROVER MG	FAM 8266 NAM 5529 NAM 6529
<b>142.317</b>	INNOCENTI	557201310
<b>142.318</b>	INNOCENTI	58661367
	ROVER	BTA 954C
	ROVER AUSTIN	BTA 954C
	ROVER WOLS.	BTA 954C
<b>142.319</b>	ROVER	FAM 8405 GBD 90809 GBD 90811 NAM 8415
	ROVER AUSTIN	FAM 8405 GBD 90809 GBD 90811 NAM 8415
	ROVER MG	FAM 8405 GBD 90809 GBD 90811 NAM 8415
<b>142.320</b>	ROVER	GBD 496 GBD 90813 NAM 6010 NAM 6011 NAM 6450
	ROVER AUSTIN	GBD 496 GBD 90813 NAM 6010 NAM 6011 NAM 6450
	ROVER MG	GBD 496 GBD 90813 NAM 6010 NAM 6011 NAM 6450
<b>142.322</b>	HONDA	45251-SB2-010 45251-SB2-720 45251-SB2-730 45251-SB2-731 45251-SB2-732
	ROVER	DBP 3169 GBD 90810 GBD 90818 GBD 90827
<b>142.323</b>	ROVER	GBD 90821 NAB 9620 NAM 4157
<b>142.324</b>	ROVER	FAM 8970 GBD 90607 NAM 7806 NAM 8970
	ROVER AUSTIN	FAM 8970 GBD 90607 NAM 7806 NAM 8970
	ROVER MG	FAM 8970

CAR	Model	OEM
		GBD 90607 NAM 7806 NAM 8970
<b>142.325</b>	LAND ROVER	FTC 902 LR 017952
<b>142.326</b>	LAND ROVER	ANR 4983 SDB 100830
<b>142.327</b>	LAND ROVER	571762 FRC 7329 LR 017951 R511762
<b>142.328</b>	LAND ROVER	571912 FRC 9831 FTC 1381 FTC 461 R571912
<b>142.329</b>	JEEP	8303251156 9883251156 J3251156
<b>142.330</b>	LAND ROVER	NTC 8780
<b>142.331</b>	ROVER	EJP 7368 GBD 90819 GBD 90829
<b>142.332</b>	HONDA	45251-SK3-E00
	ROVER	EAP 9579 GBD 90820 GBD 90830
<b>142.333</b>	LAND ROVER	NTC 8781 SBC 000470 SDB 000470
<b>142.334</b>	JEEP	52098672
<b>142.335</b>	JEEP	52098666
<b>142.336</b>	CHRYSLER	4 683 918 4 683 918 AB
<b>142.337</b>	CHRYSLER	4721023 4721023 AF 4721023 AG 52128411 AA
<b>142.338</b>	JEEP	52128247 AA
<b>142.339</b>	CHRYSLER	4 509 994 AA 4509994 4509994AD
<b>142.340</b>	HONDA	45251-S6M-A10
<b>142.341</b>	HONDA	42510-S5T-E00
<b>142.342</b>	HONDA	42510-ST7-R00
<b>142.344</b>	KIA	0K2AA.33.251 A 0K2AA-33-251 B 0K2AA-33-251 C
<b>142.345</b>	CHRYSLER	4 582 225 B 4 779 111 4 779 111 AA 4 779 111 AB 4 779 111 AC
<b>142.346</b>	CHRYSLER	4 721 820 AC 4 721 820 AF 5 073 069 5 073 069 AA
	DODGE	5 073 069
<b>142.347</b>	CHEVROLET	96264591 96328338 96549782
<b>142.349</b>	CHEVROLET	96312560



CAR	Model	OEM
<b>142.350</b>	LADA	96312660
		2101-3103002
<b>142.351</b>	DAIHATSU	3103002
		43512-97202
<b>142.352</b>	DAIHATSU	43512-B1050
		43512-87402
<b>142.353</b>	JEEP	52008184
<b>142.354</b>	KIA	0K20H-26-251
		0K20H-26-251 A
<b>142.355</b>	LADA	2112-3501070
<b>142.356</b>	LADA	2110-3501070
<b>142.358</b>	MAZDA	GF3Y-33-25X
		GF3Y-33-25X A
<b>142.359</b>	MAZDA	T002-33-25X A
		TY01-33-25X
<b>142.361</b>	RENAULT	77.01.206.673
<b>142.362</b>	NISSAN	40206-00QAE
		40206-00QAF
		40206-00QAG
		40206-00QAH
	OPEL - VAUX.	44.08.275
		44.14.632
		91159915
		91165426
	RENAULT	77.01.206.845
		77.11.130.077
		82.00.010.519
<b>142.363</b>	RENAULT	82.00.177.023
<b>142.364</b>	RENAULT	77.01.206.614
		82.00.007.122
<b>142.365</b>	RENAULT	77.01.206.613
		82.00.007.121
<b>142.366</b>	NISSAN	40206-00QAD
	OPEL - VAUX.	4.403.038
		9111038
<b>142.367</b>	HYUNDAI	77.00.314.064
		51712-22600
<b>142.368</b>	HYUNDAI	51712-3B000
		58129-4A000
<b>142.369</b>	MAZDA	58129-4A100
		B26Y-26-251
<b>142.370</b>	LADA	2121-3501070
<b>142.371</b>	LADA	2108-3501070
<b>142.372</b>	MITSUBISHI	MB 699716
<b>142.373</b>	MITSUBISHI	MR 370723
		MR 493993
<b>142.374</b>	NISSAN	402062F500
		40206-2F501
		40206-55F01
		40206-55F03
		40206-73L01
<b>142.376</b>	HYUNDAI	51712-02550
		51712-02551
<b>142.377</b>	HYUNDAI	58411-29300
		58411-29310
<b>142.380</b>	OPEL - VAUX.	5.69.000
		9127967
		9196050
		9196592
<b>142.381</b>	OPEL - VAUX.	5.69.112
		9196592
<b>142.382</b>	OPEL - VAUX.	5.69.020
		9195981

CAR	Model	OEM
<b>142.383</b>	OPEL - VAUX.	5.69.021
		9195985
<b>142.384</b>	MERCEDES	129.423.04.12
<b>142.385</b>	MERCEDES	129.423.03.12
<b>142.386</b>	MERCEDES	211.421.07.12
		211.421.08.12
<b>142.387</b>	MERCEDES	211.421.09.12
<b>142.388</b>	CHRYSLER	5098 064AA
	MERCEDES	203.421.05.12
		210.421.12.12
		210.421.15.12
<b>142.389</b>	MERCEDES	210.421.22.12
		210.421.25.12
<b>142.389</b>	MERCEDES	163.421.01.12
		163.423.01.12
<b>142.390</b>	MERCEDES	220.421.08.12
<b>142.391</b>	MERCEDES	220.421.09.12
<b>142.392</b>	MERCEDES	220.423.01.12
<b>142.393</b>	MERCEDES	220.423.02.12
<b>142.394</b>	MERCEDES	210.423.05.12
<b>142.395</b>	MERCEDES	163.421.03.12
<b>142.396</b>	MERCEDES	163.423.00.12
<b>142.397</b>	MERCEDES	211.423.07.12
<b>142.398</b>	MERCEDES	463.421.00.12
		463.421.01.12
		463.421.03.12
<b>142.399</b>	MITSUBISHI	MB 895098
		MR 389725
		MR 475331
<b>142.400</b>	LANCIA	82286142
		82346805
<b>142.401</b>	LANCIA	46449389
		71740115
		82487489
<b>142.402</b>	ALFA ROMEO	46449390
		60714639
	LANCIA	60814639
		46449390
<b>142.403</b>	ALFA ROMEO	71739635
		82480447
<b>142.403</b>	ALFA ROMEO	60814646
		82488240
<b>142.403</b>	LANCIA	71739570
		82488240
<b>142.404</b>	LANCIA	82476515
<b>142.405</b>	LANCIA	46737998
		46763837
<b>142.406</b>	LANCIA	46776750
<b>142.407</b>	LANCIA	46469907
<b>142.408</b>	CITROEN	42.46.J3
		FIAT
	FIAT	1309392080
1317651080		
<b>142.409</b>	LANCIA	71738908
		1309392080
PEUGEOT	42.46.J2	
	CITROEN	42.46.J6
FIAT	9566928380	
	LANCIA	9566928380
PEUGEOT	42.46.J5	
	LANCIA	134202202303
<b>142.410</b>	LANCIA	82287786
		82346816

CAR	Model	OEM	
<b>142.411</b>	FIAT	5961814	
		71738423	
	INNOCENTI	5961814	
<b>142.412</b>	LANCIA	5961814	
		ALFA ROMEO	60811890
<b>142.412</b>	ALFA ROMEO	60812067	
		FIAT	46403958
		46427947	
		46427949	
		71738906	
		82462136	
<b>142.413</b>	LANCIA	46427947	
		82462136	
<b>142.413</b>	FIAT	82387932	
		82433857	
<b>142.413</b>	LANCIA	82387932	
		82433857	
		82433857	
<b>142.414</b>	ALFA ROMEO	164202202302	
		164202202303	
	FIAT	60801754	
		82388579	
<b>142.414</b>	LANCIA	82388579	
		82433860	
		82433860	
<b>142.415</b>	ALFA ROMEO	164202610001	
		60801755	
		FIAT	46831042
		71738913	
<b>142.415</b>	LANCIA	82394418	
		82433859	
		82434070	
		82433859	
<b>142.415</b>	LANCIA	46758715	
		82394417	
		82394418	
		82433859	
<b>142.416</b>	FIAT	82434070	
		82434169	
<b>142.416</b>	LANCIA	82434169	
		82434169	
<b>142.418</b>	ALFA ROMEO	60801751	
		60805172	
		60807625	
		60812685	
		FIAT	46445005
		71739639	
		82433789	
82451441			
<b>142.418</b>	LANCIA	82451747	
		46445005	
		82433789	
		82451441	
<b>142.419</b>	ALFA ROMEO	46445004	
		46455892	
		60806135	
		60810404	
		60813038	
		CITROEN	42.49.76
		FIAT	46403088
			46403959
			46445004
		46448168	
60812422			



CAR	Model	OEM	CAR	Model	OEM	CAR	Model	OEM
		60813038	<b>142.446</b>	MERCEDES	140.421.03.12			42.49.17
		71739569	<b>142.447</b>	MERCEDES	124.421.14.12			42.49.J6
		71769483			124.421.23.12	<b>142.478</b>	CITROEN	42.46.X8
		71772274	<b>142.448</b>	MERCEDES	124.421.15.12			42.49.53
		82450657	<b>142.449</b>	MERCEDES	140.421.02.12		PEUGEOT	42.46.W9
	LANCIA	46403088	<b>142.450</b>	MERCEDES	114.421.00.12			42.49.90
		46445004			115.421.14.12	<b>142.480</b>	CHRYSLER	4 683 260
		46455892			123.420.00.72			4 683 432
		46758714			123.421.00.12			4 721 820
		82433918	<b>142.451</b>	MERCEDES	201.421.13.12			4 721 820 AE
		82440356			201.421.15.12			4 721 821
		82450657	<b>142.452</b>	MERCEDES	129.421.06.12			4 815 797
		82451746			129.421.10.12	<b>142.481</b>	CHRYSLER	4 509 552
	PEUGEOT	42.49.75			129.421.20.12			4 509 718
<b>142.427</b>	MERCEDES	168.421.06.12	<b>142.453</b>	MERCEDES	129.423.00.12	<b>142.482</b>	CHRYSLER	4 509 553
		168.421.07.12	<b>142.455</b>	MERCEDES	115.420.01.72			4 509 553 AB
<b>142.428</b>	MERCEDES	163.421.00.12			115.421.11.12			4 509 553 AC
		163.421.02.12	<b>142.456</b>	MERCEDES	115.420.02.72			4 764 934 AB
<b>142.429</b>	MERCEDES	901.423.04.12			115.421.13.12			5 085 650 AA
		901.423.06.12	<b>142.457</b>	MERCEDES	115.420.00.72	<b>142.484</b>	NISSAN	43206-00QAB
		901.423.08.12			115.423.02.12			43206-00QAC
	VOLKSWAGEN	2D0 615 601			115.423.04.12			82002-28610
		2D0 615 601 C			126.423.00.12		OPEL - VAUX.	44.08.276
<b>142.430</b>	MERCEDES	168.421.02.12	<b>142.458</b>	MERCEDES	631.420.03.72			44.11.910
<b>142.431</b>	MERCEDES	168.421.01.12	<b>142.459</b>	MERCEDES	210.421.14.12			44.13.736
<b>142.432</b>	MERCEDES	901.421.03.12			210.421.17.12			44.14.633
		902.421.03.12	<b>142.460</b>	MERCEDES	601.420.00.72			91159916
		902.421.04.12			601.420.02.72			91166212
		902.421.06.12			601.421.50.12			93161254
		902.421.07.12			601.421.51.12			93850649
		902.421.09.12	<b>142.461</b>	MERCEDES	116.420.01.72		RENAULT	77.01.206.846
	VOLKSWAGEN	2D0 615 301 A			116.420.02.05			77.11.130.076
		2D0 615 301 B	<b>142.462</b>	MERCEDES	126.420.00.05			82.00.228.610
		2D0 615 301 C			126.420.01.72	<b>142.485</b>	OPEL - VAUX.	5.69.036
		2D0 615 301 D			126.421.00.12			90009389
<b>142.433</b>	MERCEDES	902.423.01.12	<b>142.463</b>	MERCEDES	201.421.08.12			90009433
		902.423.03.12			201.421.12.12	<b>142.486</b>	OPEL - VAUX.	5.69.207
		902.423.04.12	<b>142.464</b>	MERCEDES	201.423.09.12			90442651
		902.423.05.12			201.423.12.12	<b>142.487</b>	OPEL - VAUX.	5.69.105
	VOLKSWAGEN	2D0 615 601 A	<b>142.465</b>	MERCEDES	124.421.13.12			90509590
		2D0 615 601 D	<b>142.466</b>	MERCEDES	124.421.16.12		SAAB	4241477
<b>142.434</b>	MERCEDES	601.420.01.72			124.421.27.12	<b>142.488</b>	ISUZU	8-94375-425-1
		601.420.03.72			129.421.03.12			8-97046-081-0
		601.421.03.12	<b>142.467</b>	MERCEDES	126.421.04.12			8-97046-081-1
					126.421.05.12		OPEL - VAUX.	5.69.104
<b>142.435</b>	SMART	Q00 4341 V001	<b>142.468</b>	MERCEDES	460.421.00.12			5.69.106
		Q00 4341 V002	<b>142.469</b>	MERCEDES	124.423.05.12			91151563
<b>142.436</b>	MERCEDES	638.421.01.12	<b>142.470</b>	MERCEDES	202.421.02.12			94375425
<b>142.437</b>	MERCEDES	638.423.01.12	<b>142.471</b>	MERCEDES	202.421.09.12			97034036
<b>142.438</b>	MERCEDES	140.423.04.12	<b>142.472</b>	MERCEDES	202.423.00.12	<b>142.489</b>	OPEL - VAUX.	5.69.210
<b>142.439</b>	MERCEDES	140.423.06.12	<b>142.473</b>	MERCEDES	904.423.02.12			569118
<b>142.440</b>	MERCEDES	124.421.24.12			904.423.03.12			90512910
<b>142.441</b>	MERCEDES	140.421.09.12			904.423.03.12			93182293
		140.421.10.12						4837027
<b>142.444</b>	CHRYSLER	5098 065AA	<b>142.476</b>	CITROEN	42.46.W1		SAAB	4839338
		5098 066AA			42.49.16	<b>142.490</b>	ISUZU	8-97034-034-3
	MERCEDES	203.423.01.12			42.49.G1		OPEL - VAUX.	5.69.050
		210.423.01.12			42.46.W7			97034034
		210.423.04.12			42.49.15	<b>142.491</b>	ISUZU	8-94375-533-3
		210.423.09.12			42.49.83		OPEL - VAUX.	5.69.051
<b>142.445</b>	MERCEDES	210.423.03.12	<b>142.477</b>	CITROEN	42.46.W2			97034035
		210.423.06.12			42.49.18	<b>142.492</b>	OPEL - VAUX.	5.69.056
		210.423.10.12			42.46.W8			



CAR	Model	OEM	CAR	Model	OEM	CAR	Model	OEM			
	SAAB	90496327	<b>142.505</b>	OPEL - VAUX.	5.69.039	<b>142.525</b>	PEUGEOT	42.46.69			
		90512029			90223919			42.46.B8			
		32025723			90271134	<b>142.526</b>	PEUGEOT	42.46.70			
		4566840	<b>142.506</b>	OPEL - VAUX.	5.69.040		TALBOT	42.46.98			
		4837019			90222168			42.46.H2			
		4839007			90271135			42.46.70			
		<b>142.493</b>	OPEL - VAUX.	4839320	<b>142.507</b>	OPEL - VAUX.	5.69.101	<b>142.527</b>	CITROEN	91.508.338	
				5390786			90272328			95.661.748	
<b>142.494</b>	OPEL - VAUX.			5.69.209	<b>142.508</b>	CHEVROLET	96179110			96.070.525	
				569117		OPEL - VAUX.	5.69.001			PEUGEOT	42.46.89
		90512909	5.69.042	42.46.A5							
<b>142.495</b>	OPEL - VAUX.	90575113		90295087	<b>142.528</b>	CITROEN	95.575.080				
		5.69.108		90487402			95.585.454				
		5.69.111		PONTIAC			9025-0546	95.661.746			
<b>142.496</b>	OPEL - VAUX.	90498304	<b>142.509</b>	OPEL - VAUX.	5.69.102	PEUGEOT	42.46.88				
		9117771			90297932		42.46.A9				
		9196587	<b>142.510</b>	PEUGEOT	42.46.77		<b>142.529</b>	CITROEN	91.517.694		
		90539466			42.46.78				42.46.90		
<b>142.497</b>	OPEL - VAUX.	9117678	<b>142.511</b>	OPEL - VAUX.	5.69.053	CITROEN	91.517.695				
		5.69.059			90487103		95.661.747				
		90497879			<b>142.512</b>		OPEL - VAUX.	5.69.206	PEUGEOT	42.46.94	
9117677	90345699	42.46.A7									
<b>142.498</b>	OPEL - VAUX.	5.69.038	<b>142.513</b>	OPEL - VAUX.	5.69.047	<b>142.531</b>	CITROEN	42.46.R5			
		90223918			90374545			42.46.W5			
		90271133			90442513			42.46.W6			
<b>142.499</b>	OPEL - VAUX.	5.69.046	<b>142.514</b>	OPEL - VAUX.	4241428	PEUGEOT	42.46.97				
		5.69.055			<b>142.515</b>			PEUGEOT	42.46.42		
		569010							TALBOT	42.46.B2	
		90421727								7851531000	42.46.E7
		90511128								<b>142.516</b>	OPEL - VAUX.
93182285	5.69.044	42.46.H5									
<b>142.500</b>	BEDFORD	90065903	<b>142.517</b>	ISUZU	8-94172-376-1	<b>142.532</b>	CITROEN	95.637.322			
	OPEL - VAUX.	5.69.008			8-94361-927-1			PEUGEOT	95.661.812		
		5.69.011			8-94372-435-0				42.46.E8		
		5.69.013		5.69.801	42.46.F1						
		5.69.018		94172376	42.46.H5						
		5.69.041		90392559	42.46.K9						
90065903	<b>142.518</b>	PEUGEOT	42.46.99	<b>142.533</b>	PEUGEOT	42.46.R9					
<b>142.501</b>			OPEL - VAUX.			5.69.014	42.46.H0	42.46.R8			
	5.69.015	<b>142.519</b>		PEUGEOT	42.46.A1						
	5.69.026				42.46.A2						
	90008001				42.46.G9						
9280751	42.46.H1										
<b>142.502</b>	BEDFORD	90086193	<b>142.520</b>	PEUGEOT	42.46.61	<b>142.534</b>	CITROEN	42.46.R9			
	OPEL - VAUX.	5.69.017			TALBOT			42.46.61	PEUGEOT	42.46.R8	
		5.69.028	42.46.L9	8-94113-628-0							
		90008003	<b>142.521</b>	PEUGEOT			42.46.L9	8-94113-628-1			
90086193	<b>142.522</b>	ISUZU			8-94173-244-0	8-94113-629-1					
<b>142.503</b>			BEDFORD	569030	<b>142.523</b>	PEUGEOT	42.46.L7	<b>142.535</b>	BEDFORD	94113628	
	90111242	42.46.T6		94113629							
	OPEL - VAUX.	5.69.030	42.46.T7	94242571							
		90008005	<b>142.524</b>	OPEL - VAUX.			5.69.204			ISUZU	8-94113-628-0
90111242	90250703	8-94113-629-1									
<b>142.504</b>	BEDFORD	90121445	<b>142.525</b>	OPEL - VAUX.	5.69.204	<b>142.536</b>	RENAULT	50.10.260.603			
	CHEVROLET	90121445			90250703			<b>142.537</b>	PEUGEOT	42.46.P7	
	OPEL - VAUX.	5.69.031			90348319					42.46.V4	
		5.69.054			<b>142.538</b>					PEUGEOT	42.46.V5
		90008006									96.331.147.80
	90121445	42.46.V7									
PONTIAC	9012-1445	<b>142.539</b>	PEUGEOT	96.402.471.80							
	OPEL - VAUX.			SUZUKI	43511-83E00						
					43511-83E50						
					55311-83E00						
<b>142.541</b>	RENAULT	77.00.805.006									



CAR	Model	OEM	CAR	Model	OEM	CAR	Model	OEM
		77.00.805.148			77.01.205.841			115 430 211
		77.01.204.302	<b>142.560</b>	RENAULT	77.00.527.559			115 450 210
		77.01.204.303	<b>142.561</b>	RENAULT	77.00.802.231	<b>142.588</b>	SAAB	8904575
<b>142.542</b>	RENAULT	50.10.260.604			77.00.830.283	<b>142.589</b>	SAAB	8922759
<b>142.543</b>	RENAULT	50.01.864.712			77.01.204.305			8934036
		50.10.260.609			77.01.205.231	<b>142.590</b>	SKODA	002 415 019
<b>142.544</b>	RENAULT	77.01.205.843	<b>142.562</b>	RENAULT	77.00.800.003			6U0 615 301
		77.01.206.198			77.01.204.296		VOLKSWAGEN	6U0 615 301
<b>142.545</b>	RENAULT	60.25.304.079			77.01.205.845	<b>142.592</b>	SKODA	113 430 210
		60.25.370.406	<b>142.563</b>	RENAULT	77.00.800.002	<b>142.593</b>	NISSAN	40206AX600
<b>142.547</b>	RENAULT	77.00.426.389			77.01.204.295			40206-AX602
		77.01.205.086			77.01.205.844			40206-AX603
		77.01.205.230	<b>142.565</b>	RENAULT	77.00.561.367		RENAULT	77.01.207.795
		77.01.205.842			77.01.204.281	<b>142.594</b>	RENAULT	77.00.764.192
		77.01.206.118	<b>142.566</b>	RENAULT	77.00.649.109			77.01.204.288
		77.01.207.829			77.01.466.543	<b>142.595</b>	RENAULT	77.00.758.195
<b>142.548</b>	OPEL - VAUX.	4500098	<b>142.568</b>	DACIA	6001547684			77.01.204.287
		9160398			77 00 704 705	<b>142.596</b>	RENAULT	77.00.715.165
	RENAULT	77.00.302.128		RENAULT	60.01.547.684	<b>142.597</b>	RENAULT	77.00.793.631
<b>142.549</b>	RENAULT	77.01.205.653			77.00.704.705			77.01.467.307
		77.01.206.339			77.01.204.282	<b>142.598</b>	RENAULT	77.00.800.004
<b>142.550</b>	ARO	7700502515	<b>142.569</b>	RENAULT	77.00.716.947			77.01.204.297
	DACIA	77 00 502 515			77.01.204.285			77.01.205.846
	RENAULT	77.00.502.515	<b>142.571</b>	RENAULT	77.00.754.286	<b>142.599</b>	RENAULT	77.00.780.077
		77.01.466.540			77.01.466.781			77.00.780.078
<b>142.551</b>	RENAULT	77.00.677.045	<b>142.572</b>	RENAULT	77.00.754.287			77.00.829.553
		77.01.467.115			77.01.466.782			77.01.204.293
<b>142.552</b>	DACIA	60.01.548.578	<b>142.573</b>	RENAULT	77.00.756.572			77.01.204.294
		77.01.206.339			77.01.204.286			77.01.204.523
		77.11.130.038	<b>142.574</b>	RENAULT	77.00.758.901			77.01.204.901
	NISSAN	40206-00QAA			77.01.204.954			77.01.207.611
	RENAULT	77.00.780.892	<b>142.575</b>	SAAB	77.01.467.954	<b>142.600</b>	TALBOT	42.46.B5
		77.00.813.549			8841881			42.46.E4
		77.00.842.131	<b>142.576</b>	RENAULT	8941981			42.57.9G
		77.01.204.228			77.00.793.047			43023314
		77.01.204.304			77.00.795.751			521548614
		77.01.204.828	<b>142.577</b>	RENAULT	77.00.801.101	<b>142.601</b>	NISSAN	55184514
		77.01.205.653			77.01.204.298			58834Y
<b>142.553</b>	RENAULT	77.00.710.644	<b>142.578</b>	RENAULT	77.00.715.081			40206-3Y502
		77.00.767.602			77.01.204.283			40206-4U103
		77.01.204.289	<b>142.578</b>	RENAULT	77.00.715.166			40206-4U107
					77.01.467.306	<b>142.605</b>	TALBOT	15760314
<b>142.554</b>	RENAULT	50.00.388.057	<b>142.579</b>	RENAULT	77.00.764.193			17740314
<b>142.555</b>	CITROEN	79.100.074.63			77.01.204.955			18222300
	PEUGEOT	42.46.63			77.01.467.955			42.46.B6
		42.46.A4	<b>142.580</b>	SAAB	4002150			48.00.3H
	RENAULT	77.01.466.541			8966962			58253R
		79.10.007.463			8970709	<b>142.606</b>	TALBOT	58853B
	TALBOT	7910007463	<b>142.581</b>	SAAB	8988602			25407214
<b>142.556</b>	RENAULT	77.00.801.086	<b>142.582</b>	SAAB	8951543			42.46.B7
		77.00.801.213			8970717	<b>142.613</b>	NISSAN	43206-99J04
		77.01.204.299	<b>142.583</b>	SAAB	8955171	<b>142.615</b>	DAIHATSU	43512-87703
<b>142.557</b>	RENAULT	77.00.802.232			8965550			43512-87704
		77.01.204.300	<b>142.584</b>	SAAB	4002143	<b>142.619</b>	TOYOTA	43512-10070
		77.01.204.495			8965890	<b>142.623</b>	SUZUKI	55311-62G00
		77.01.204.499	<b>142.585</b>	JEEP	5015965AA			55311-62G01
		77.01.205.228			52005000	<b>142.626</b>	NISSAN	40206-21T00
		77.01.205.840			52007710			40206-21T01
<b>142.559</b>	RENAULT	77.00.802.233			52008264	<b>142.632</b>	LEXUS	42431-20090
		77.00.841.564	<b>142.586</b>	SEAT	52008440			42431-20090
		77.01.204.301			SE021165002A			42431-20160
		77.01.204.496	<b>142.587</b>	SKODA	115 430 210			42431-20320
		77.01.205.229						





CAR	Model	OEM	CAR	Model	OEM	CAR	Model	OEM	
		8E0 615 301 Q		SKODA	1J0 615 301 D	<b>142.766</b>	AUDI	447 615 601 A	
	SKODA	8E0 615 301 Q		VOLKSWAGEN	1J0 615 301 D			447 615 601 B	
	VOLKSWAGEN	4A0 615 301 C			6Q0 615 301 L	<b>142.768</b>	SUZUKI	55311-75700	
		4A0 615 301 D			6R0 615 301			55311-75F00	
<b>142.719</b>	AUDI	437 615 301		8Z0 615 301 B	<b>142.770</b>	TOYOTA	43512-20390		
		437 615 301 A		8Z0 615 301 D			43512-20400		
<b>142.720</b>	VOLKSWAGEN	171 615 301	<b>142.747</b>	AUDI	1J0 615 301 E	<b>142.771</b>	TOYOTA	43512-05020	
<b>142.721</b>	VOLKSWAGEN	251 407 617		1J0 615 301 P			43512-20500		
		251 407 617 A		SEAT	1J0 615 301 E	<b>142.772</b>	TOYOTA	43512-35080	
<b>142.722</b>	AUDI	8L0 615 301		SKODA	1J0 615 301 E			43512-35081	
		8N0 615 301 A		VOLKSWAGEN	1J0 615 301 E	<b>142.773</b>	TOYOTA	43512-28100	
	SEAT	8L0 615 301	<b>142.748</b>	AUDI	1J0 615 301 M	<b>142.774</b>	TOYOTA	42431-12090	
		8N0 615 301 A			1J0 615 301	<b>142.777</b>	LEXUS	43512-33040	
	VOLKSWAGEN	8L0 615 301			1J0 615 301 C			43512-33060	
		8N0 615 301 A			1J0 615 301 R			43512-06040	
<b>142.723</b>	AUDI	431 615 301 A		1J0 615 301 C			43512-07020		
		443 615 301 A		1J0 615 301 C			43512-33040		
		443 615 301 B		1J0 615 301 K			43512-33060		
<b>142.724</b>	SEAT	357615601		1J0 615 301 R	<b>142.778</b>	TOYOTA	43512-14120		
	VOLKSWAGEN	191 615 601 B		1J0 615 301 S	<b>142.779</b>	SUBARU	7254-31090		
		357 615 601		6R0 615 301 A			7254-31092		
<b>142.725</b>	VOLKSWAGEN	211 615 301 B	<b>142.749</b>	AUDI	1J0 615 601	<b>142.780</b>	SUBARU	26310-AA111	
<b>142.726</b>	AUDI	8L0 615 601		SEAT	1J0 615 601	<b>142.783</b>	SUBARU	26300-AE050	
		8N0 615 601 B		SKODA	1J0 615 601			26300-AE070	
	VOLKSWAGEN	8L0 615 601		VOLKSWAGEN	1J0 615 601			26300-AE071	
		8L0 615 601			1J0 615 601 C			26310-AA091	
<b>142.728</b>	VOLKSWAGEN	251 407 615 B			1J0 615 601 C			26310-AA092	
		251 407 615 Q			1J0 615 601 N			26310-AA120	
<b>142.729</b>	VOLKSWAGEN	251 407 615 J	<b>142.750</b>	AUDI	8D0 615 601 B	<b>142.785</b>		SUZUKI	55511-86030
		251 407 615 R		SEAT	8E0 615 601 B				55511-86031
<b>142.730</b>	VOLKSWAGEN	281 615 283 A	<b>142.751</b>	AUDI	8E0 615 301 P	<b>142.787</b>		NISSAN	43206-4U101
<b>142.731</b>	VOLKSWAGEN	701 615 301		VOLKSWAGEN	8E0 615 301 B				43206-4U103
		701 615 301 C		<b>142.752</b>	AUDI	4A0 615 601 A	<b>142.792</b>	NISSAN	40206-09W00
<b>142.732</b>	VOLKSWAGEN	701 615 301 A			8E0 615 601			40206-09W01	
		701 615 301 D			SKODA	4A0 615 601 A	<b>142.793</b>	NISSAN	40206-R8210
<b>142.733</b>	AUDI	447 615 301 A		VOLKSWAGEN	4A0 615 601 A			40206-R8211	
		447 615 301 B			8E0 615 601	<b>142.796</b>	NISSAN	40206-9C000	
<b>142.734</b>	AUDI	895 615 301 B	<b>142.753</b>	AUDI	6Q0 609 616			40206-9C001	
		8A0 615 301 C			8D0 615 301 AD	<b>142.797</b>	INFINITI	43206-62L00	
<b>142.735</b>	AUDI	895 615 301		8D0 615 301 K			NISSAN	43206-62L00	
<b>142.736</b>	AUDI	8A0 615 301		8D0 615 301 M					
		8A0 615 301 D		<b>142.754</b>	AUDI	4B0 615 601	<b>142.798</b>	KIA	0K20A-33-251
<b>142.737</b>	AUDI	8A0 615 301 A		<b>142.756</b>	SEAT	6N0 615 601 B			0K20A-33-251 A
		8A0 615 301 E			VOLKSWAGEN	1JE 615 601	<b>142.799</b>	KIA	DA01-33-251
<b>142.738</b>	AUDI	893 615 301			6N0 615 601 A			MAZDA	DA01-33-251
<b>142.739</b>	AUDI	895 615 301 A			6N0 615 601 B	<b>142.801</b>	NISSAN	40206-88E01	
<b>142.740</b>	AUDI	895 615 301 D	<b>142.757</b>	VOLKSWAGEN	8E0 615 301 A			40206-88E03	
<b>142.741</b>	SEAT	535 615 301			8E0 615 301 C			40206-88E04	
	VOLKSWAGEN	535 615 301				<b>142.802</b>	NISSAN	40206-88E05	
<b>142.742</b>	SEAT	6N0 615 301 C	<b>142.758</b>	VOLKSWAGEN	701 615 601			40206-40F01	
	VOLKSWAGEN	6N0 615 301 C			701 615 601 A	<b>142.803</b>	NISSAN	40206-02Y11	
		6N0 615 301 F			7D0 615 601			40206-58Y01	
<b>142.743</b>	VOLKSWAGEN	701 615 301 B			7D0 615 601 B	<b>142.807</b>	INFINITI	40206-60U01	
		701 615 301 E		<b>142.759</b>	VOLKSWAGEN	3A0 615 301	<b>142.810</b>	NISSAN	40206-17B00
<b>142.744</b>	SEAT	6N0615301			3A0 615 301 A			40206-17B01	
	VOLKSWAGEN	6N0615301	<b>142.760</b>	VOLKSWAGEN	701 615 301 F			40206-41B05	
<b>142.745</b>	AUDI	895 615 601 A			7D0 615 301 C	<b>142.811</b>	NISSAN	43206-5F001	
<b>142.746</b>	AUDI	1J0 615 301 D	<b>142.762</b>	AUDI	8D0 615 601 A	<b>142.815</b>	MAZDA	8873-33-251 A	
		1J0 615 301 L		8E0 615 601 A			G030-33-251 A		
		8Z0 615 301 B		VOLKSWAGEN	8D0 615 601 A	<b>142.816</b>	MAZDA	G037-26-251 C	
	SEAT	1J0 615 301 D		VOLKSWAGEN	701 615 301 G			GE61-26-251 C	
<b>142.764</b>	VOLKSWAGEN	701 615 301 G	<b>142.765</b>	AUDI	443 615 601 B	<b>142.817</b>	MAZDA	GC88-33-251 B	



<b>CAR</b>	<b>Model</b>	<b>OEM</b>
<b>142.818</b>	MAZDA	GB40-33-251 GF15-33-251
<b>142.819</b>	MAZDA	H001-33-251 H001-33-251 C H001-33-251 D
<b>142.820</b>	MAZDA	H001-26-251
<b>142.821</b>	KIA	S083-33-251 B UB39-33-251 A
	MAZDA	S083-33-251 S083-33-251 A S083-33-251 B UB39-33-251 UB39-33-251 A
<b>142.822</b>	MAZDA	SA39-33-251 SA39-33-251 A
<b>142.824</b>	MAZDA	UC86-33-251 UC86-33-25X UC86-33-25X C
<b>142.825</b>	MAZDA	FB05-33-251
<b>142.826</b>	SUZUKI	55311-60G00
<b>142.828</b>	SUZUKI	55611-62G01
<b>142.829</b>	MAZDA	FB05-26-251 FB05-26-251 A
<b>142.831</b>	DODGE	MB 500555
	EAGLE	MB 500555
	MITSUBISHI	MB 500555
<b>142.832</b>	DODGE	MB 858799
	MITSUBISHI	MB 618344 MB 858799 MB 895444
<b>142.833</b>	DODGE	MB 895962
	MITSUBISHI	MB 618684 MR 235666
<b>142.834</b>	DODGE	MB 895097
	MITSUBISHI	MB 668535 MB 895097
<b>142.835</b>	EAGLE	MB 668108
	MITSUBISHI	MB 668108 MB 699761 MB 950849
	PLYMOUTH	MB 668108
<b>142.836</b>	EAGLE	MB 587432 MB 587433
	MITSUBISHI	MB 587432 MB 587433
	PLYMOUTH	MB 587432 MB 587433
<b>142.837</b>	DODGE	MB 587579
	MITSUBISHI	MB 587579
<b>142.838</b>	DODGE	MB 618828
	MITSUBISHI	MB 618828 MB 895363
<b>142.839</b>	DODGE	MB 668107 MB 950570
	HYUNDAI	51712-M2000
	KIA	51712-M2000
	MITSUBISHI	MB 407639 MB 668107 MB 668886 MB 928994 MB 928995 MB 950569

<b>CAR</b>	<b>Model</b>	<b>OEM</b>
		MB 950570 MR 475330
<b>142.841</b>	DODGE	MB 618734 MB 618735
	EAGLE	MB 618734 MB 618735
	MITSUBISHI	MB 618734 MB 618735
<b>142.842</b>	MITSUBISHI	MB 238495 MB 316582
<b>142.844</b>	DODGE	MB 366080
	MITSUBISHI	MB 366080 MB 366480 MB 500968
<b>142.845</b>	DODGE	MB 407031
	MITSUBISHI	MB 407031
<b>142.846</b>	DODGE	MB 407038 MB 407039
	HYUNDAI	HB 403101
	MITSUBISHI	MB 407038 MB 407039
<b>142.847</b>	DODGE	MB 618737
	MITSUBISHI	MB 618737
<b>142.848</b>	MITSUBISHI	MB 407030
<b>142.849</b>	DODGE	MB 407036
	MITSUBISHI	MB 407036
<b>142.850</b>	SUBARU	26310-AA001 26310-AA012
<b>142.851</b>	MAZDA	N026-33-25X C NA75-33-25X NA75-33-25X C
<b>142.852</b>	MAZDA	BJ1Y-33-25X
<b>142.853</b>	HONDA	42510-SR3-000 42510-SR3-G00 42510-SR3-J00
<b>142.854</b>	HONDA	45251-S1A-G60 45251-SS0-000
<b>142.855</b>	HONDA	45251-SS0-A00
<b>142.856</b>	MITSUBISHI	MB 618716 MB 928697 MR 129648 MR 129649
<b>142.857</b>	MITSUBISHI	MB 618797
<b>142.858</b>	SUBARU	26310-AA040 26310-AA050 26310-AA051 26700-FE010 26700-FE080
<b>142.859</b>	SUBARU	25431-GA170 25431-GA171
<b>142.860</b>	MAZDA	BB7E-33-25X A BR74-33-25X
	MERCURY	BB7E-33-25X A BR74-33-25X
<b>142.861</b>	MAZDA	BB4C-26-251 BB4C-26-251 C BR74-26-251 A BR7426251E
	MERCURY	F1CZ-2C026B
<b>142.862</b>	MAZDA	B26Y-33-25X A BJ0Y-33-25X
<b>142.863</b>	TOYOTA	43512-05030

<b>CAR</b>	<b>Model</b>	<b>OEM</b>
<b>142.864</b>	TOYOTA	43512-05010
<b>142.865</b>	TOYOTA	42431-14100 42431-14110 42431-14120
<b>142.866</b>	FORD	3415598 F32Z2C026A
	MAZDA	GA3Y-26-251 GA4Y-26-251 GA5Y-26-251 GA5Y-26-251 A GA5Y-26-251 B GA5Y-26-251 C GA5Y-26-251 D GA7Y-26-251 GA8Y-26-251 GTYF-26-251 B GTYF-26-251 C
<b>142.867</b>	MAZDA	B4Y2-26-251 C NA01-26-251 A
<b>142.868</b>	MAZDA	NA01-33-25A NA01-33-25X
<b>142.869</b>	DODGE	MB 699280 MB 699281
	MITSUBISHI	MB 699280 MB 699281
	PROTON	MB 699280
<b>142.870</b>	MITSUBISHI	MB 699283 MB 950922
	PROTON	MB 699283
<b>142.871</b>	NISSAN	43206-42R01 43206-42R05
<b>142.872</b>	NISSAN	43206-99J00 43206-99J01
<b>142.873</b>	NISSAN	40206-9C100 40206-9C101
<b>142.876</b>	NISSAN	40206-21B01
<b>142.877</b>	NISSAN	40206-27B01
<b>142.878</b>	NISSAN	40206-03R00 40206-16R00
<b>142.879</b>	NISSAN	40206-01G00 40206-01G01 40206-01G03
<b>142.880</b>	FORD	1954433
	NISSAN	40206-0F000 40206-0F001 40206-31G00 40206-31G01
<b>142.881</b>	NISSAN	40206-0M801 40206-0M802
<b>142.882</b>	NISSAN	40206-0M601 40206-0M602
<b>142.883</b>	NISSAN	43206-58Y01
<b>142.884</b>	NISSAN	40206-Y9503
<b>142.885</b>	MITSUBISHI	MB 151387
<b>142.886</b>	DODGE	MB 316676
	MITSUBISHI	MB 234076 MB 238076 MB 316676
	PROTON	MB 316676
<b>142.888</b>	HONDA	45251-SH1-A00 45251-SH3-A00 45251-SR3-A10





CAR	Model	OEM
<b>142.889</b>	HONDA	45251-SF0-000
<b>142.890</b>	HONDA	45251-SM5-A00
<b>142.891</b>	HONDA	45251-SA6-670 45251-SE0-010
<b>142.892</b>	NISSAN	40206-58A00 40206-58A01 40206-60Y01
<b>142.893</b>	NISSAN	40206-5F001 40206-5F003
<b>142.894</b>	NISSAN	40206-01B00 40206-01B01
<b>142.895</b>	NISSAN	40206-71E01 40206-71E02 40206-71E05 40206-71E06 40206-93J01
<b>142.896</b>	DAIHATSU	43512-87709
<b>142.897</b>	DAIHATSU	43512-87710 43512-87718 43512-87723 43512-87725
<b>142.898</b>	DAIHATSU	43512-87603 43512-87607
<b>142.899</b>	DAIHATSU	43512-87604 43512-87605
<b>142.901</b>	NISSAN	40206-U6700
<b>142.903</b>	NISSAN	40206-M5600
<b>142.904</b>	NISSAN	43206-P6500 43206-R4800
<b>142.905</b>	NISSAN SUBARU	40206-05A00 40206-05A01 40206-05A00 40206-05A01
<b>142.906</b>	NISSAN	40206-W1210 40206-W1260 40206-W1265 40206-W1270
<b>142.907</b>	NISSAN	40206-15E00 40206-15E01
<b>142.908</b>	NISSAN	40206-10W00 40206-10W01 40206-35G00 40206-35G01
<b>142.909</b>	NISSAN	40206-37J01 40206-C7000 40206-C7001 40206-G9500
<b>142.913</b>	HONDA	45251-S2H-N00 45251-SP0-000 45251-SZ3-000 45251-SZ3-E00
<b>142.914</b>	HONDA	45251-SA5-670 45251-SA5-740
<b>142.915</b>	HONDA ROVER	45251-SB2-750 45251-SB2-751 45251-SB2-752 45251-SB2-920 45251-SB2-930 45251-SB2-931 45251-SB2-932 DBP7954 GBD 90803

CAR	Model	OEM
		GBD 90814 GBD 90825 GBD443 XAP 88
<b>142.916</b>	HONDA	45251-SB2-780 45251-SB2-781 45251-SB2-782 45251-SB2-980
<b>142.917</b>	HONDA	45251-S5D-A10 45251-S6D-E10 45251-SCC-900 45251-SK7-000 45251-SK7-A00 45251-SK7-A10 45251-SK7-J00 45251-SR0-A00 45251-SR0-A10 45251-ST3-E10
	LOTUS	-
	ROVER	GBD 90840
	ROVER MG	SDB 000990 SDB100600
<b>142.918</b>	NISSAN	40206-54C01
<b>142.919</b>	NISSAN	40206-90J01
<b>142.920</b>	NISSAN	43206-54C01
<b>142.921</b>	TOYOTA	43512-12060
<b>142.923</b>	TOYOTA	43512-33020 43512-33050
<b>142.924</b>	TOYOTA	43512-16020
<b>142.925</b>	TOYOTA	43512-16030 43512-16031
<b>142.927</b>	TOYOTA	43512-60040 43512-69015 43512-69016
<b>142.928</b>	TOYOTA VOLKSWAGEN	43512-35110 43512-35190 J 435 123 519 0
<b>142.929</b>	TOYOTA	43512-35170
<b>142.930</b>	MAZDA	B001-33-251
<b>142.931</b>	MAZDA	8532-33-251 D
<b>142.932</b>	TOYOTA	43512-35070 43512-60060
<b>142.933</b>	MAZDA MERCURY	B107-33-251 BF68-33-251 BF68-33-251 A E7GZ-1125B
<b>142.934</b>	TOYOTA	43512-35200 43512-35250
<b>142.935</b>	TOYOTA	43512-26040 43512-35180 43512-35260
<b>142.936</b>	VOLKSWAGEN SAAB	J 435 123 518 0 12763591 4907523 5057476 5391537
<b>142.937</b>	FORD MAZDA	3395510 3958455 F32Z1125A GA2Y-33-25X GA4Y-33-25X GA4Y-33-25X A

CAR	Model	OEM
		GA4Y-33-25X C GA4Y-33-25X D GA4Y-33-25X H GA4Y-33-25X J GA5Y-33-25X GA5Y-33-25X D
<b>142.938</b>	SSANGYONG	4144105000 4144105110 4144106210
<b>142.939</b>	MAZDA	B212-33-251 BG95-33-251 BG95-33-251 A E8GY-11-25A
	MERCURY	F0JY-1125A
<b>142.940</b>	DODGE MITSUBISHI PLYMOUTH	MB 081630 MB 081630 MB 081630
<b>142.943</b>	MITSUBISHI PLYMOUTH	MB 082465 MB 082465
<b>142.944</b>	MITSUBISHI	MB 366466
<b>142.945</b>	DODGE EAGLE MITSUBISHI	MB 316677 MB 316677 MB 238615 MB 316677
	PROTON	MB 316677
<b>142.946</b>	SSANGYONG	4840105101 4840105110
<b>142.948</b>	SUBARU	7254-31150 7254-31300 7254-31301 7254-31310 7254-31311 7254-31312
<b>142.949</b>	SUBARU	26300-AE091 26310-AA021 26310-AA031 26310-AA032 26310-AC060
<b>142.950</b>	SUBARU	6238-20010 6238-20030 6238-20031
<b>142.951</b>	SUBARU	7254-31000
<b>142.952</b>	SUZUKI	55211-80000
<b>142.953</b>	CHEVROLET SUZUKI	96058796 55211-60A00 55211-60A01
<b>142.954</b>	BEDFORD CHEVROLET MARUTI OPEL - VAUX. PONTIAC SUZUKI	5551182000 30005701 96052404 55511-82000 5551182000 9605-2404 55311-60B11 55511-82000
<b>142.955</b>	SUBARU	26700-AE010 26700-AE060 26700-AE062
<b>142.956</b>	SUZUKI	55211 65D10 55211 65D11 55211 65D12
<b>142.957</b>	SUZUKI	55211-77E00 55211-77E01



<b>CAR</b>	<b>Model</b>	<b>OEM</b>	<b>CAR</b>	<b>Model</b>	<b>OEM</b>	<b>CAR</b>	<b>Model</b>	<b>OEM</b>				
<b>142.958</b>	MAZDA	BR70-33-25X	<b>142.979</b>	TOYOTA	43512-12480	<b>142.1008</b>	AUDI	4D0 615 301 B				
		BR70-33-25X A			43512-12160			4D0 615 301 E				
		BR70-33-25X F			94840-417							
<b>142.959</b>	SUZUKI	55311-61G00	<b>142.980</b>	TOYOTA	43512-20080	<b>142.1009</b>	LEXUS	43512 50120				
		55311-61G01			43512-20180			<b>142.1010</b>	MITSUBISHI	MR 370724		
<b>142.960</b>	DODGE	MB 058582	<b>142.981</b>	TOYOTA	43512-42010	<b>142.1011</b>	MITSUBISHI			4605A068		
		MB 316729			<b>142.982</b>			HONDA	45251-SB0-000	SMART	454.420.00.01	
<b>142.961</b>	HYUNDAI	51712-21300	<b>142.983</b>	TOYOTA		43512-28060	<b>142.1012</b>		MITSUBISHI	4605A076		
		51712-21A00			43512-28110	SMART		454.420.00.72				
		51712-21300			<b>142.984</b>	CHEVROLET		94854148		<b>142.1013</b>	FIAT	46788929
		MB 058582						TOYOTA				43512-12550
<b>142.962</b>	HYUNDAI	51712-33001	<b>142.985</b>	LEXUS	43512-20470	<b>142.1015</b>	MERCEDES	124 423 08 12				
		51712-33010			TOYOTA			43512-20470	<b>142.1016</b>	AUDI	7L6 615 302 K	
		51712-24100			43512-20480			7L8 615 302				
		51712-21010			43512-20490			PORSCHE			955 351 402 50	
51712-02100	43512-20580	955 351 402 51										
<b>142.963</b>	HYUNDAI	51712-02000	<b>142.986</b>	TOYOTA	43512-20700	<b>142.1017</b>	AUDI	7L6 615 302 E				
		51712-02110			43512-21010			AUDI	7L6 615 301 K			
<b>142.964</b>	HYUNDAI	51712-28300	<b>142.987</b>	TOYOTA	43512-47040	<b>142.1018</b>	AUDI	7L8 615 301				
		51712-02110			43512-0D010			PORSCHE	955 351 401 50			
<b>142.965</b>	CHEVROLET	96067908	<b>142.989</b>	HONDA	43512-52020	<b>142.1019</b>	AUDI	7L6 615 301 E				
		96254392			43512-52050			AUDI	7L6 615 601 J			
		96284392			43512-0D050			PORSCHE	7L8 615 601 C			
		96320531			43512-17120			955 352 401 30				
		96455424			43512-17130			955 352 401 31				
		96286933			43512-17131			VOLKSWAGEN	7L6 615 601 D			
		96312559			43512-52040			AUDI	1K0 615 301 AK			
		96218420			43512-52090			SEAT	1K0 615 301 S			
		96238673			<b>142.990</b>			CHEVROLET	1K0 615 301 S			
		96219485			96254392			96284392	1K0 615 301 S			
45251-S50-G00	96320531	96455424	VOLKSWAGEN	1K0 615 301 AC								
45251-SAA-G00	<b>142.991</b>	CHEVROLET	1K0 615 301 S									
45251-SAA-G11	96286933	96312559	5C0 615 301									
42510-SP0-000	<b>142.992</b>	CHEVROLET	1K0 615 601 AC									
42510-SX0-000	96218420	96238673	1K0 615 601 L									
45251-SP0-E00	<b>142.993</b>	CHEVROLET	1K0 615 601 L									
061002950	<b>142.994</b>	HONDA	AUDI	1K0 615 301 T								
40206-F3902	45251-S50-G00	45251-SAA-G00	SEAT	1K0 615 301 T								
061003680	45251-SAA-G11	45251-SAA-G11	SKODA	1K0 615 301 T								
40206-F3901	<b>142.995</b>	HONDA	VOLKSWAGEN	1K0 615 301 K								
26300-AE060	42510-SP0-000	42510-SX0-000	1K0 615 301 T									
26300-AE061	<b>142.996</b>	HONDA	<b>142.1020</b>	AUDI	1K0 615 601 AB							
26300-SA000	<b>142.997</b>	NISSAN	1K0 615 601 K									
26300-SA001	061002950	40206-F3902	SEAT	1K0 615 601 K								
26310-AC040	<b>142.998</b>	NISSAN	SKODA	1K0 615 601 K								
26310-AC041	061003680	40206-F3901	VOLKSWAGEN	1K0 615 601 K								
26310-AC041	<b>142.999</b>	SUBARU	<b>142.1021</b>	AUDI	1K0 615 301 AA							
60501031000	26300-AE060	26300-AE061	5C0 615 301 B									
	26300-SA000	26300-SA001	SEAT	1K0 615 301 AA								
	26310-AC040	26310-AC041	VOLKSWAGEN	1K0 615 301 AA								
	<b>142.1000</b>	EFFEDI	AUDI	1K0 615 601 M								
	<b>142.1003</b>	BREMACH	SKODA	1K0 615 601 AD								
	<b>142.1005</b>	MITSUBISHI	VOLKSWAGEN	1K 0615 601 AD								
	MB 668083	B1025	1K0 615 601 M									
	MB 699964	<b>142.1006</b>	AUDI	1K0 615 301 M								
	MB 857978	<b>142.1007</b>	SKODA	1K0 615 301 M								
	40206 9X001	NISSAN	VOLKSWAGEN	1K0 615 301 AB								
	43207-9X100	NISSAN	1K0 615 301 M									
			<b>142.1025</b>	AUDI	1K0 615 301 M							
			SKODA	1K0 615 301 M								
			VOLKSWAGEN	1K0 615 301 AB								
			1K0 615 301 M									
			<b>142.1026</b>	AUDI	1K0 615 601 N							



CAR	Model	OEM	CAR	Model	OEM	CAR	Model	OEM		
142.1027	VOLKSWAGEN	1K0 615 601 N	142.1073	BMW	34 216 764 651	142.1120	MAZDA	BP4Y-26-251 B		
	VOLKSWAGEN	7H0 615 301 E			34 216 855 007			BP4Y-26-251 C		
142.1028	VOLKSWAGEN	7H0 615 301 F	142.1074	BMW	34 214 031 725	142.1121	MERCEDES	414.421.00.12		
		142.1035			PORSCHE			955 351 402 40	142.1122	AUDI
142.1036	VOLKSWAGEN	955 351 402 41	142.1075	BMW	34 216 769 271	142.1123	CITROEN	8D0 615 601 D		
		7L6 615 302 D			142.1080			MITSUBISHI	34 216 855 002	42.46.J0
		7L6 615 302 J							34 216 763 827	42.49.55
7L6 615 302 N	142.1081	CITROEN	MR 307375	42.46.F0						
PORSCHE			955 351 401 40	MR 955638	42.49.54					
142.1037	VOLKSWAGEN	955 351 401 41	142.1082	CITROEN	42.46.K0	142.1124	OPEL - VAUX.	43512-0H010		
		7L6 615 301 D			42.49.44			SUBARU	4706749	
		7L6 615 301 J			42.46.E0				4707288	
7L6 615 301 N	42.46.P8	93176389								
142.1038	NISSAN	40206-2N301	142.1083	CITROEN	42.49.A9	142.1125	ISUZU	4707288		
142.1039	SUBARU	26300-FE070			42.49.72			897360-678-0		
142.1042	KIA	0K60A-33-251A	142.1084	CITROEN	42.46.P9	142.1126	ISUZU	8-97168-631-1		
142.1043	LEXUS	43512-60170			42.49.C1			8-97371-876-0		
		TOYOTA	43512-60130	42.46.P5	4F0 615 301 D					
142.1044	AUDI	4E0 615 301 A	142.1085	CITROEN	42.46.Z9	142.1127	AUDI	4F0 615 301 E		
		4E0 615 301 G			42.49.34			4F0 615 301 F		
		4E0 615 301 J			42.46.Z9			4F0 615 301 G		
142.1045	HONDA	45251-S1A-E20	142.1086	ALFA ROMEO	51757229	142.1130	AUDI	4F0 615 301 E		
		40206-1W600			51733051			4F0 615 601 E		
142.1046	NISSAN	40206-6W500	142.1087	ALFA ROMEO	51768587	142.1131	AUDI	4F0 615 601 D		
		40206-VE800			46843608			4F0 615 601 F		
142.1047	FORD	1134864	142.1088	ALFA ROMEO	51760621	142.1132	AUDI	8E0 615 301 AD		
142.1048	FORD	1135173			51760622			8E0 615 301 K		
142.1050	PORSCHE	986 351 401 05	142.1091	ALFA ROMEO	51760273	142.1133	AUDI	8E0 615 301 T		
142.1051	PORSCHE	986 352 401 04	142.1092	ALFA ROMEO	51760274			8E0 615 601 M		
142.1052	PORSCHE	996 351 405 00	142.1093	MERCEDES	129.421.15.12	142.1135	AUDI	8E0 615 601 K		
		996 351 405 01			129.421.16.12			8E0 615 601 R		
142.1053	PORSCHE	996 351 405 02	142.1094	PIAGGIO	129.421.17.12	142.1137	TOYOTA	43512-05040		
		996 351 406 00			588249			42431-05030		
		996 351 406 01	142.1095	MAZDA	GJ6Y-33-25X A	43512-02070				
142.1054	PORSCHE	996 351 406 02	142.1096	MAZDA	GF3Y-26-251	142.1139	TOYOTA	43512-13030		
		996 352 401 03			GF3Y-26-251 A			43512-05080		
		996 352 401 04	142.1097	TOYOTA	42431-02070	43512-0F010				
996 352 401 05	142.1098	TOYOTA	42431-05040	42431-0F010						
142.1055	BMW	34 113 400 151	142.1099	MERCEDES	639.421.00.12	142.1141	TOYOTA	42431-02080		
142.1056	BMW	34 213 332 217	142.1100	MERCEDES	639.423.01.12			1223663		
142.1059	RENAULT	77.01.207.823	142.1101	MERCEDES	203.421.13.12	1223665				
142.1060	BMW	34 116 766 871	142.1102	MERCEDES	209.421.00.12	1253729				
		34 116 779 467	142.1103	MERCEDES	129.421.23.12	1253730				
		34 116 753 211	142.1104	MERCEDES	211.423.10.12	1320352				
142.1065	BMW	34 116 753 221	142.1105	MERCEDES	230.423.09.12	1373369				
		34 116 767 269	142.1106	RENAULT	82.00.244.108	1469082				
		34 116 764 021	142.1107	HONDA	82.00.649.353	1501069				
142.1066	BMW	34 116 764 021			82.00.649.353	1575734				
142.1067	BMW	34 216 753 215	142.1108	HONDA	45251-S7A-E10	1686723				
		34 216 772 085			45251-S7A-E11	274509				
142.1068	BMW	34 116 753 091	142.1109	ROVER MG	SDB 000440	31262718				
		34 116 766 107			SDB 000290	1223666				
142.1069	BMW	34 116 763 824	142.1110	ROVER MG	SDB 000290	1253964				
142.1070	BMW	34 116 764 641	142.1119	MAZDA	BP4Y-33-25X B	1253965				
142.1071	BMW	34 116 764 629			BP4Y-33-25X C	1323560				
142.1072	BMW	34 116 792 215			C24Y-33-25X B	1373370				
		34 216 764 647			C24Y-33-25X C	274510				
						31262719				



CAR	Model	OEM	CAR	Model	OEM	CAR	Model	OEM		
142.1145	FORD	1223566	142.1180	FIAT	51830236	142.1214	SAAB	24435132		
		1223568			55700920		AUDI	3D0 615 601 E		
		1253962			55700921		4E0 615 601			
		1323551			55702569		4E0 615 601 E			
	1373361	OPEL - VAUX.		5.69.024	4E0 615 601 J					
VOLVO	30666802	93188917	142.1215	RENAULT	77.01.206.831	142.1216	VOLKSWAGEN	4E0 615 601		
	30769113	55700922		82.00.019.581	RENAULT		60.01.547.683			
142.1146	HYUNDAI	51712-0X500	142.1181	FIAT	55700923	142.1217	RENAULT	77.01.472.838		
142.1147	KIA	51712-07500			OPEL - VAUX.			55.69.025	77.01.713.008	
		58411-0X500	93188918	82.00.367.094	DACIA	60.01.549.211				
142.1148	SSANGYONG	41441-08030	142.1182	FIAT	55700592	142.1218	RENAULT	77.01.208.252		
		4144108000			55700593			82.00.123.117	RENAULT	77.01.208.252
142.1149	SSANGYONG	4144108000	142.1183	HYUNDAI	51712-26100	142.1219	RENAULT	77.01.472.838		
142.1150	KIA	0K72F-33-251 A	142.1184	SUZUKI	55211-65D01			77.01.713.008		
		0K72F-33-251 B	142.1185	AUDI	7L8 615 601 A	82.00.367.094				
		0K72F-33-251 C			7L8 615 601 D	82.00.655.249				
142.1151	HYUNDAI	51712-25060	142.1186	HONDA	45251-S7A-N10	142.1220	CITROEN	42.46.Z9		
142.1152	HYUNDAI	51712-25061			45251-SCA-E00	42.46.Z9				
142.1153	HYUNDAI	51712-H1000	142.1187	MERCEDES	230.421.04.12	142.1221	NISSAN	43206-00QAB		
142.1154	HYUNDAI	51712-H1030			142.1188			VOLKSWAGEN	4B0 615 301 B	43206-00QAC
142.1155	HYUNDAI	52710-H1000	142.1189	AUDI	4B0 615 301 C	82002-28610	OPEL - VAUX.	44.08.276		
142.1156	HYUNDAI	51712-2C000	142.1190	BMW	34 211 166 165	44.11.910				
		51712-2E300	142.1191	FIAT	71742850	44.13.736				
		51712-3K050			71750162	44.14.633				
	KIA	51712-1D100	SUZUKI	55311-79J01	91159916					
		51712-1F000		142.1192	PORSCHE	986 352 403 01		91166212		
51712-2C000	142.1193	AUDI	4B3 615 601	93161254						
51712-3K050			VOLKSWAGEN	4B3 615 601	93850649					
142.1157	HYUNDAI	58411-39300	142.1194	BMW	34 216 754 137	77.01.206.846				
142.1158	HYUNDAI	58411-39600			34 216 766 219	77.11.130.076				
		58411-3K300	142.1195	MAZDA	UH74-33-251	82.00.228.610				
142.1159	HYUNDAI	58411-2C000	142.1196	MAZDA	UG52-33-25X	142.1222	MINI by BMW	34 116 774 986		
142.1160	HYUNDAI	58411-1C800	142.1197	MITSUBISHI	MB 950958	142.1223	MINI by BMW	34 116 774 985		
142.1161	HONDA	45251-SEA-E30	142.1201	TOYOTA	42431-28090	142.1224	AUDI	8E0 615 301 AE		
		42510-SEA-E00	42431-28091	142.1225	ALFA ROMEO			51767381		
142.1162	HONDA	42510-SEA-E50	142.1202	MERCEDES	220.421.19.12	142.1226	ALFA ROMEO	51767382		
142.1163	BMW	34 116 764 643			230.421.05.12			51731346		
		34 116 772 669			230.421.08.12			51767383		
142.1164	BMW	34 216 764 655	142.1203	MERCEDES	230.421.08.12	51767384				
142.1165	BMW	34 116 764 645			142.1204	TOYOTA	42431-20390	142.1227	ALFA ROMEO	46843610
142.1166	MERCEDES	169.421.00.12			42431-20420	42431-47030	51767377			
142.1167	MERCEDES	169.421.01.12	142.1205	MERCEDES	164.421.04.12	51767378				
142.1168	MERCEDES	169.421.02.12			142.1206	MERCEDES	203.421.04.12	46843611		
142.1169	MERCEDES	169.423.00.12	142.1207	MERCEDES	230.421.07.12	51767379				
142.1173	HYUNDAI	51712-2D300	142.1208	TOYOTA	42431-20430	51767380				
		51712-2D310	142.1209	MAZDA	BP6Y-26-251 B	142.1229	RENAULT	82.00.244.108		
142.1174	HYUNDAI	58411-M2050	142.1210	MAZDA	BP6Y-26-251 C	142.1230	RENAULT	77.01.206.924		
142.1175	RENAULT	77.01.206.029			BP6Y-26-251 D			82.00.018.407		
142.1176	LANCIA	82271635			BP6Y-26-251 E			142.1231	NISSAN	40206-9X403
142.1177	MERCEDES	203.421.09.12			N06Y-33-25X			142.1232	FIAT	51805559
142.1178	FORD	1223540	142.1211	HYUNDAI	58411-38310	142.1233	TOYOTA	43512-02060		
		1223543			KIA			58411-3C000	43512-12620	
		1253728	142.1212	KIA	51712-FD300			43512-47020		
		1320347			142.1213			OPEL - VAUX.	5.69.005	
		1373360	93175606	142.1234	AUDI			3D0 615 601		
		1468946								
1575733										
142.1179	RENAULT	77.01.207.897								



CAR	Model	OEM	CAR	Model	OEM	CAR	Model	OEM
		3D0 615 601 C 3D0 615 601 L 4E0 615 601 L	<b>142.1267</b>	MAZDA	BP6Y-33-25X D BP6Y-33-25X E BP6Y-33-25X F	<b>142.1299</b>	HONDA	42510-S1A-E00 42510-S1A-E10
<b>142.1235</b>	SEAT	1ML 615 301	<b>142.1268</b>	SUBARU	26700-FE050	<b>142.1300</b>	TOYOTA	42431-12150 42431-12170
<b>142.1236</b>	HONDA	45251-SEA-E00	<b>142.1269</b>	MAZDA	N06Y-26-251 N06Y-26-251 A N06Y-26-251 B N0YY-26-251 N0YY-26-251 A N0YY-26-251 B	<b>142.1301</b>	TOYOTA	42431-52080
<b>142.1237</b>	HONDA	42510-SMG-E20 42510-SNA-A00				<b>142.1302</b>	TOYOTA	43512-42050
<b>142.1238</b>	HONDA	42510-SZ3-J00				<b>142.1303</b>	TOYOTA	42431-42060
<b>142.1239</b>	HONDA	42510-S5A-000	<b>142.1270</b>	MERCEDES	164.421.05.12	<b>142.1304</b>	SSANGYONG	41441-09100
<b>142.1240</b>	HONDA	45251-S6F-E10	<b>142.1271</b>	MERCEDES	164.423.06.12 164.423.11.12 164.423.13.12	<b>142.1306</b>	MAZDA	N12Y-33-25X N12Y-33-25XA NF4Y-33-25X
<b>142.1241</b>	HONDA	42510-S9A-N00 42510-SCA-E00				<b>142.1307</b>	RENAULT	77.01.207.898
<b>142.1242</b>	MERCEDES	211.421.12.12	<b>142.1272</b>	MITSUBISHI	MR 418067	<b>142.1308</b>	AUDI	8K0 615 301 K 8K0 615 301 M
<b>142.1243</b>	MERCEDES	164.423.05.12 164.423.12.12	<b>142.1273</b>	MITSUBISHI	MR 449817 MR 449818	<b>142.1309</b>	AUDI	8K0 615 301 A
<b>142.1244</b>	MERCEDES	230.423.04.12	<b>142.1274</b>	MITSUBISHI	MR 510966 MR 510967	<b>142.1310</b>	AUDI	8K0 615 601 C
<b>142.1245</b>	CHRYSLER	5135505AA				<b>142.1311</b>	AUDI	8K0 615 601 B
	MERCEDES	210.423.08.12	<b>142.1275</b>	NISSAN	40206-VB000 40206-VB001	<b>142.1312</b>	ISUZU	8-97168632-1
<b>142.1246</b>	MERCEDES	211.421.11.12	<b>142.1276</b>	NISSAN	40206-1F500 40206-72B00	<b>142.1313</b>	CITROEN	42.49.59
<b>142.1247</b>	MITSUBISHI	MR 510742 MR 527825 MR510741	<b>142.1277</b>	NISSAN	43206-8H305 43206-8H700 43206-8H701		MITSUBISHI	4615A006 MR 128659 MR 205215
<b>142.1248</b>	OPEL - VAUX.	569100 9195052					PEUGEOT	42.49.58
<b>142.1249</b>	OPEL - VAUX.	93185817	<b>142.1278</b>	RENAULT	43.20.000.16R	<b>142.1314</b>	CITROEN	42.49.62
<b>142.1250</b>	PORSCHE	996 352 405 00 996 352 405 01 996 352 405 02	<b>142.1279</b>	SAAB	5232698 5232756		MITSUBISHI	4615A035
	PORSCHE	996 352 406 00 996 352 406 01 996 352 406 02	<b>142.1280</b>	TOYOTA	42431-02080 42431-02081		PEUGEOT	42.49.61
<b>142.1251</b>	PORSCHE	996 351 409 02 996 351 409 03	<b>142.1281</b>	TOYOTA	43512-60150 43512-60151	<b>142.1315</b>	PEUGEOT	42.49.14
<b>142.1252</b>	PORSCHE	996 351 410 02 996 351 410 03	<b>142.1282</b>	TOYOTA	42431-60200 42431-60201	<b>142.1316</b>	PEUGEOT	42.49.19 42.49.32
<b>142.1253</b>	PORSCHE	77.01.207.227	<b>142.1283</b>	VOLVO	9475266	<b>142.1317</b>	SAAB	18060664
<b>142.1254</b>	RENAULT	4708241	<b>142.1284</b>	JAGUAR	C2C 8354	<b>142.1318</b>	SAAB	18060665
<b>142.1255</b>	OPEL - VAUX.	93192978	<b>142.1285</b>	LAND ROVER	SDB 000642 SDB 000643 SDB 000644 SDB 000645 SDB 000646	<b>142.1319</b>	SAAB	15134671
	SUZUKI	55311-62J00				<b>142.1320</b>	NISSAN	40206-1KC1A 40206-JD00A 40206-JG00A
<b>142.1256</b>	TOYOTA	43512-05050 43512-05070	<b>142.1286</b>	AUDI	4B3 615 301	<b>142.1321</b>	NISSAN	43206-JD00A
<b>142.1257</b>	DR	720060009	<b>142.1287</b>	KIA	58411-1D000	<b>142.1322</b>	NISSAN	40206-EB300
	TOYOTA	42431-42040 42431-42041	<b>142.1288</b>	LEXUS	42431-30280	<b>142.1323</b>	NISSAN	40206-3X00B 40206-EB320
<b>142.1258</b>	TOYOTA	42431-12190	<b>142.1289</b>	SUZUKI	55211-65J00 55211-65J01	<b>142.1324</b>	NISSAN	40206-CA010 40206-EG000
<b>142.1259</b>	VOLVO	1384290 274521 274521-4 30666996 31302573	<b>142.1290</b>	LEXUS	43512-30310	<b>142.1325</b>	SUBARU	26700-AE030 26700-AE080
<b>142.1260</b>	VOLVO	272429	<b>142.1291</b>	CHEVROLET	96328254 96389659	<b>142.1326</b>	MAZDA	F157-33-251 F160-33-251 F160-33-251A
<b>142.1261</b>	HYUNDAI	51712-38100	<b>142.1292</b>	KIA	58411-4D000	<b>142.1327</b>	MAZDA	C23Y-26-251 A
<b>142.1262</b>	HYUNDAI	51712-3C100 51712-3D100 51712-3D300	<b>142.1293</b>	HYUNDAI	58411-2B000 51712-2B700 51712-2P700	<b>142.1328</b>	BMW	34 216 752 545 34 216 766 225
<b>142.1263</b>	LAND ROVER	SDB 000200 SDB 000201	<b>142.1294</b>	HYUNDAI	51712-2P700 KIA 51712-2P700	<b>142.1329</b>	LAND ROVER	SDB 000611 SDB 000612 SDB 000613 SDB 000614
<b>142.1264</b>	LAND ROVER	SDB 000211	<b>142.1295</b>	MITSUBISHI	MN 102276	<b>142.1330</b>	MERCEDES	906.421.00.12
<b>142.1265</b>	LEXUS	43512-48081 43512-48100	<b>142.1296</b>	KIA	5171207700 517120X700	<b>142.1331</b>	VOLKSWAGEN	2E0 615 301
<b>142.1266</b>	LEXUS	42431-48040 42431-48041	<b>142.1297</b>	CHEVROLET	96329364	<b>142.1332</b>	MERCEDES	906.423.01.12
			<b>142.1298</b>	JEEP	1-052089275 AB 52089275 AB	<b>142.1333</b>	VOLKSWAGEN	2E0 615 601
						<b>142.1334</b>	TOYOTA	43512-52120
							NISSAN	43206-CA000 43206-EG000 43206-WL000
							MERCEDES	906.423.00.12



CAR	Model	OEM
	VOLKSWAGEN	2E0 615 601 A
<b>142.1335</b>	LEXUS	42431-30260 42431-53011
<b>142.1336</b>	HONDA	42510-SCA-E50 42510-SWW-G01
<b>142.1337</b>	KIA	0K2AA-26-251 0K2AA-26-251 A 0K2AA-26-251 B
<b>142.1338</b>	MINI by BMW	34 116 768 933
<b>142.1339</b>	LEXUS	43512-24051 43512-30180 43512-30181 43512-50100 43512-50110 43512-50111 43512-50112 43512-53010 43512-53020
<b>142.1340</b>	KIA	51712-38300 51712-3C000
<b>142.1341</b>	OPEL - VAUX.	55.69.026 93188919
<b>142.1342</b>	OPEL - VAUX.	5.69.418 93190227
<b>142.1343</b>	CHEVROLET	20955857 96625948
	OPEL - VAUX.	48.08.848 96625948
<b>142.1344</b>	CHEVROLET	20968395 96625873
	OPEL - VAUX.	4804637 96625873
<b>142.1346</b>	PEUGEOT	42.49.65 42.49.66
<b>142.1347</b>	PEUGEOT	42.49.65 42.49.66
<b>142.1348</b>	LANCIA	82273700
<b>142.1349</b>	PEUGEOT	42.49.19 42.49.32
<b>142.1350</b>	MITSUBISHI	MN 116979
<b>142.1351</b>	MITSUBISHI	MR955407
<b>142.1353</b>	MITSUBISHI	MR 493489
<b>142.1354</b>	KIA	51712-2F100
<b>142.1355</b>	KIA	58411-2F100
<b>142.1356</b>	KIA	51712-39900
<b>142.1357</b>	KIA	58411-3F000
<b>142.1358</b>	CHRYSLER	4 879 138 AA 4 879 138 AC 4 879 138 AE
<b>142.1359</b>	OPEL - VAUX.	15147573 48.05.459
<b>142.1360</b>	OPEL - VAUX.	15147719 48.05.469 9962105350
<b>142.1361</b>	MERCEDES	204.421.00.12
<b>142.1362</b>	MERCEDES	204.423.05.12
<b>142.1363</b>	MERCEDES	204.423.07.12
<b>142.1364</b>	MERCEDES	204.423.06.12 204.423.09.12
<b>142.1365</b>	FORD	1379965 1384689 1405510

CAR	Model	OEM
		1420600 1420601 1469085 1500158 1517696
	LAND ROVER	LR 000571 LR 007055
	VOLVO	30736311 30769056 31202327 31202331
<b>142.1366</b>	FORD	1500159 1514427
<b>142.1367</b>	FORD	1379931 1385590 1405500
	LAND ROVER	LR 027123
<b>142.1368</b>	MERCEDES	204.421.07.12 204.421.25.12
<b>142.1369</b>	MERCEDES	204.421.08.12
<b>142.1370</b>	MERCEDES	221.423.07.12
<b>142.1371</b>	MERCEDES	230.423.08.12
<b>142.1372</b>	MERCEDES	221.423.04.12
<b>142.1373</b>	MERCEDES	204.421.09.12 204.421.28.12
<b>142.1374</b>	MERCEDES	221.421.06.12 2214211012
<b>142.1375</b>	MERCEDES	221.421.00.12 221.421.11.12
<b>142.1376</b>	MERCEDES	221.421.08.12
<b>142.1377</b>	MAZDA	DF71-33-251
<b>142.1378</b>	MAZDA	EH14-33-25X EH14-33-25XA
<b>142.1379</b>	MAZDA	L206-33-25X L206-33-25X A
<b>142.1380</b>	MAZDA	L206-26-251 L206-26-251 B L206-26-251 C
<b>142.1381</b>	MAZDA	EF91-33-25X
<b>142.1382</b>	MAZDA	EF91-26-251
<b>142.1383</b>	HYUNDAI	51712-3K150 51712-3K160
	KIA	51712-0Z000
<b>142.1384</b>	HYUNDAI	58411-3K100
<b>142.1385</b>	RENAULT	77.01.208.130 82.00.266.743
<b>142.1386</b>	CITROEN	42.49.11
<b>142.1387</b>	CITROEN	42.49.45 42.49.46
<b>142.1388</b>	CITROEN	42.49.45 42.49.46
<b>142.1389</b>	BMW	34 216 778 049
<b>142.1390</b>	BMW	34 216 778 051
<b>142.1391</b>	KIA	0K58B-33-251
<b>142.1392</b>	LAND ROVER	SDB 000601 SDB 000602 SDB 000603
<b>142.1393</b>	LAND ROVER	SDB 000632 SDB 000634 SDB 000636 SDB000635
<b>142.1394</b>	LAND ROVER	SDB 000622

CAR	Model	OEM
		SDB 000623 SDB 000624
<b>142.1395</b>	LAND ROVER	LR031843 SDB 500140 SDB 500192 SDB 500193
<b>142.1396</b>	LAND ROVER	LR017804 SDB 500201 SDB 500202 SDB 500203 SDB 500230
<b>142.1397</b>	LAND ROVER	SDB 500181 SDB 500182
<b>142.1398</b>	NISSAN	40206-CD005
<b>142.1399</b>	FORD	1380046 1404955 1405509 1434812 1434815
	LAND ROVER	LR 000470
	VOLVO	30769061
<b>142.1400</b>	LAND ROVER	LR 001019
<b>142.1402</b>	LAND ROVER	LR 001018
<b>142.1403</b>	SSANGYONG	41441-21000 41441-21001
<b>142.1404</b>	SSANGYONG	48401-09100 48401-21000
<b>142.1405</b>	SSANGYONG	48401-09000
<b>142.1406</b>	TOYOTA	43512-52130
<b>142.1408</b>	DAIHATSU	43512-97204 43512-97207
<b>142.1409</b>	CITROEN	42.49.29 42.49.K2
	FIAT	51705749 51740246 51848621
	PEUGEOT	42.49.28
<b>142.1410</b>	IVECO	42546401 504079365 504080994
<b>142.1411</b>	JEEP	1-052089269 AB 52089269 AB
<b>142.1412</b>	FIAT	51806099 51806103 55700398 55700918 55702488
<b>142.1413</b>	CITROEN	42.49.31
	FIAT	51740245 51749274
	PEUGEOT	42.49.30
<b>142.1414</b>	CITROEN	42.49.39
	FIAT	51740248 51749275
	PEUGEOT	42.49.40
<b>142.1415</b>	SUZUKI	55311-57K00 55311-57K01 55312-57K00 55312-57K01
<b>142.1416</b>	TOYOTA	43512-42040
<b>142.1417</b>	CITROEN	42.49.38
	FIAT	51705758



CAR	Model	OEM	CAR	Model	OEM	CAR	Model	OEM		
142.1418	PEUGEOT	51740249	142.1445	BMW	34 216 778 649	142.1478	CHRYSLER	5105515AA		
	CITROEN	42.49.37	142.1446	CHRYSLER	4779 197AD		DODGE	4743999AA		
	FIAT	42.49.42	142.1447	CHRYSLER	4779 197AE		JEEP	4743999AA		
		51740250			4779 209AB		4743999AA			
	51749555	4779 209AC	4615A121							
PEUGEOT	42.49.41	4779 209AE								
142.1419	FORD	1371394	142.1448	CHRYSLER	5290 537AA	142.1479	HONDA	45251-TL1-G00		
		1503290	142.1449	CHRYSLER	5290 537AB	142.1480	HONDA	42510-TA0-A00		
		6C111125 BA			5290 538AB	142.1481	HONDA	45251-TL0-G50		
		6C111125 BB	142.1450	FIAT	51778054	142.1482	HONDA	42510-TL0-G50		
142.1420	FORD	1371393	142.1451	HYUNDAI	518222457	142.1483	HYUNDAI	51712-2L500		
		1503287			58411-1H300	142.1484	MERCEDES	164.421.06.12		
		6C111125 AA	58411-1K300	142.1485	MITSUBISHI	4615A038				
		6C111125 AB	58411-1H100	142.1486	ROVER MG	SDB 000230				
142.1421	HONDA	45251-S9A-E50	142.1452	BMW	58411-1H300	142.1487	SUBARU	26300-XA00A		
		45251-SCA-E50			58411-1H100	142.1488	SUBARU	26700-XA00A		
142.1422	HONDA	45251-SAA-G50	142.1453	TOYOTA	43512-74010	142.1489	VOLVO	30736316		
142.1423	OPEL - VAUX.	569022	142.1454	FORD	3902826	142.1490	BMW	34 116 771 985		
		93188916			4883102			34 116 793 245		
142.1424	CITROEN	42.49.20			6M341027CA	142.1491	FIAT	51848618		
		9467548387			XM341027AA			51848619		
142.1425	PEUGEOT	42.49.21	MAZDA	SE20-33-251	142.1492	RENAULT	40.20.600.10R			
		42.49.25		UH81-33-251			40.20.641.51R			
	FIAT	9467548587	142.1456	IVECO		2996121	142.1493	RENAULT	40.20.600.02R	
		9467548588				504121612			40.20.670.23R	
PEUGEOT	42.49.24	142.1457	IVECO	2996131	142.1494	RENAULT	40.20.600.03R			
	42.49.K1			504121605			40.20.200.03R			
142.1426	CITROEN	42.49.23	142.1458	IVECO	2996027	142.1495	RENAULT	40.20.200.03R		
		9404249918			7186309			142.1496	RENAULT	40.20.200.03R
	FIAT	9467548487	142.1459	IVECO	2996028	142.1497	RENAULT			77.01.209.839
		42.49.22			7188080			142.1498	RENAULT	82.00.381.148
PEUGEOT	42.49.91	142.1460	IVECO	2996043	142.1499	RENAULT	82.00.381.148			
	42.49.91			7186485			142.1500	LANCIA	51817217	
142.1427	FORD	1387152	142.1461	IVECO	2996033	142.1501			CITROEN	42.49.81
		1451161			7188210		42.49.86			
		6C112A097AB			2996122		42.49.64			
142.1428	FORD	1371420	142.1462	IVECO	504121723	142.1502	TOYOTA	43512-60180		
		1464031			2996049			42431-60290		
142.1429	AUDI	4Z7 615 601	142.1463	IVECO	7186848			142.1503	TOYOTA	42431-60290
142.1430	AUDI	8J0 615 601 A			34 116 771 986					142.1504
142.1431	AUDI	8J0 615 601	34 116 793 244	142.1505	VOLVO	31277342				
142.1432	AUDI	4F0 615 601 G	142.1465			BMW	34 216 771 970	142.1506	VOLVO	31277357
		8J0 615 301		34 216 793 247	142.1507		AUDI			8K0 615 301
142.1434	BMW	34 116 770 729	142.1466	BMW		34 216 771 971		142.1508	MITSUBISHI	4615A115
		4F0 615 601 B			34 216 793 246	MN 116329				
142.1435	AUDI	903.421.00.12	142.1467	BMW	34 116 782 067	MN116330				
142.1436	MERCEDES	903.421.01.12			142.1468	BMW	34 116 782 068			
142.1437	MERCEDES	204.421.10.12	142.1469	BMW	34 216 779 535	142.1509	RENAULT	77.01.208.230		
142.1438	TOYOTA	43512-0D060	142.1470	FIAT	5741446	142.1510	OPEL - VAUX.	13501307		
142.1439	TOYOTA	42431-02170	142.1471	FIAT	5741447			13502213		
		42431-12280			50902166			569063		
142.1440	TOYOTA	42431-0D060	142.1472	FIAT	50902166			569421		
142.1441	ALFA ROMEO	51738833	142.1473	FIAT	50902167	142.1511	OPEL - VAUX.	13501308		
		51813785			142.1474			RENAULT	40.20.698.28R	13502214
		420 615 301 A							40.20.6JY.01A	569064
142.1442	AUDI	420 615 301 B	142.1475	FORD	1523795			569422		
		420 615 301 D			1535924	142.1512	OPEL - VAUX.	13501940		
		420 615 601 A			1546835			13502215		
420 615 601 B	5105514AA	569274								
420 615 601 C	1-5105514AA	5105514AA	569335							
142.1443	AUDI	420 615 601 C	142.1476	CHRYSLER	5105514AA	SAAB	13576781			
		420 615 601 E			4615A117					
		34 116 778 647			1-05105515AA	142.1513	OPEL - VAUX.	13501302		
		142.1444	BMW	34 116 778 647	142.1477	JEEP	1-05105515AA			



<b>CAR</b>	<b>Model</b>	<b>OEM</b>	<b>CAR</b>	<b>Model</b>	<b>OEM</b>	<b>CAR</b>	<b>Model</b>	<b>OEM</b>
		569025			GP9Y-33-25X	<b>142.1595</b>	BMW	34 216 775 291
		569127	<b>142.1553</b>	CITROEN	42.49.70	<b>142.1596</b>	BMW	34 116 792 221
<b>142.1514</b>	OPEL - VAUX.	13501303		PEUGEOT	42.49.77	<b>142.1597</b>	BMW	34 106 797 603
		13502199	<b>142.1554</b>	OPEL - VAUX.	13502044	<b>142.1598</b>	BMW	34 216 792 229
		569062			13502045	<b>142.1599</b>	BMW	34 206 797 600
		569128			5.69.069	<b>142.1600</b>	CITROEN	42.49.88
<b>142.1515</b>	LANCIA	51827474			5.69.073	<b>142.1601</b>	NISSAN	40206-1KA3A
<b>142.1516</b>	CHRYSLER	04721995AA	<b>142.1555</b>	OPEL - VAUX.	13502052	<b>142.1602</b>	NISSAN	40206-1KC3A
		68032944 AA			5.69.070	<b>142.1603</b>	NISSAN	40206-3LGOA
	DODGE	68032944 AA	<b>142.1556</b>	CHEVROLET	13502139			40206-JX00A
	FIAT	68032944 AB		OPEL - VAUX.	13502138	<b>142.1604</b>	SUZUKI	55311-68L00
<b>142.1517</b>	CHRYSLER	04721996 AA			13502139			55311-68L50
	DODGE	04721677 AA	<b>142.1557</b>	OPEL - VAUX.	5.69.071	<b>142.1605</b>	SUZUKI	55611-68L00
		04721996 AA			13502135	<b>142.1606</b>	SSANGYONG	41441-08130
	FIAT	04721996 AB			13502136	<b>142.1607</b>	HYUNDAI	58411-4H300
<b>142.1518</b>	DAIHATSU	43512-97402			5.69.072	<b>142.1608</b>	HYUNDAI	51712-4H500
<b>142.1519</b>	DAIHATSU	43512-B1030	<b>142.1558</b>	TOYOTA	43512-12670	<b>142.1609</b>	TOYOTA	43512-0K060
<b>142.1520</b>	HYUNDAI	51712-1G000	<b>142.1559</b>	TOYOTA	42431-0F020			43512-0K070
	KIA	51712-0U000	<b>142.1560</b>	HYUNDAI	58411-1P300	<b>142.1610</b>	CHRYSLER	5135 475AA
		51712-1G000		KIA	58411-1P300		MERCEDES	210.421.23.12
<b>142.1521</b>	DODGE	52109938 AB	<b>142.1561</b>	BMW	34 116 771 982	<b>142.1611</b>	MERCEDES	219.421.01.12
<b>142.1522</b>	DODGE	52129250 AA			34 116 793 243	<b>142.1612</b>	VOLKSWAGEN	1K0 615 301 AD
<b>142.1523</b>	BMW	34 116 774 875	<b>142.1562</b>	BMW	34 216 763 345			3C0 615 301 C
<b>142.1524</b>	RENAULT	77.01.208.849	<b>142.1564</b>	TOYOTA	43512-12710	<b>142.1613</b>	LEXUS	43512-22260
<b>142.1525</b>	SMART	451.421.01.12	<b>142.1565</b>	TOYOTA	42431-52150	<b>142.1614</b>	LEXUS	43516-22010
<b>142.1526</b>	HONDA	45251-S6M-000	<b>142.1566</b>	HONDA	42510-TF0-000	<b>142.1615</b>	TOYOTA	43512-47030
		45251-SNA-000			42510-TG5-H00	<b>142.1616</b>	BMW	34 216 782 605
<b>142.1527</b>	VOLVO	30736313	<b>142.1567</b>	RENAULT	77.01.208.230	<b>142.1617</b>	SUBARU	26300-AG000
		30769057	<b>142.1568</b>	SUBARU	26700-AG000			26300-AG001
<b>142.1529</b>	MAZDA	G33Y-33-25X			26700-AG001	<b>142.1618</b>	SUBARU	26700-FG000
<b>142.1530</b>	TOYOTA	43512-28190	<b>142.1569</b>	KIA	58411-2K300	<b>142.1619</b>	VOLKSWAGEN	2H0 615 301 A
<b>142.1531</b>	RENAULT	77.01.208.848	<b>142.1570</b>	DAIHATSU	43512-B4010	<b>142.1620</b>	NISSAN	40206-1HA0A
<b>142.1532</b>	TOYOTA	43512-05090	<b>142.1571</b>	NISSAN	40206-EM10A			40206-1HA0H
<b>142.1533</b>	PORSCHE	955 351 403 00	<b>142.1572</b>	MAZDA	L232-26-251B	<b>142.1621</b>	HONDA	42510-SR3-A10
	VOLKSWAGEN	7L8 615 301 A			L232-26-251C			42510-SR3-A11
<b>142.1534</b>	NISSAN	40206-4A00G	<b>142.1573</b>	AUDI	3D0 615 301G			42510-SR3-J01
	SUZUKI	55311-M68K10			4D0 615 301 J	<b>142.1622</b>	RENAULT	43.20.065.06R
<b>142.1535</b>	HONDA	45251-SWW-G01	<b>142.1575</b>	VOLKSWAGEN	1K0 615 601 AA	<b>142.1623</b>	RENAULT	43.20.065.06R
<b>142.1536</b>	TOYOTA	42431-05050	<b>142.1578</b>	OPEL - VAUX.	4419359	<b>142.1624</b>	RENAULT	43.20.000.07R
<b>142.1537</b>	VOLVO	30769058			93197403	<b>142.1625</b>	RENAULT	43.20.000.07R
<b>142.1538</b>	VOLVO	30769059	<b>142.1579</b>	RENAULT	82.00.688.880	<b>142.1626</b>	TOYOTA	43512-0K010
<b>142.1539</b>	TOYOTA	42431-02190			4421080			43512-0K030
		42431-12260	<b>142.1580</b>	OPEL - VAUX.	93168847	<b>142.1627</b>	HONDA	45251-SDC-A00
<b>142.1540</b>	LEXUS	42431-12310			43.20.640.87R			45251-TA0-A00
	TOYOTA	42431-12310	<b>142.1581</b>	OPEL - VAUX.	4419362	<b>142.1628</b>	HYUNDAI	51712-1J500
<b>142.1541</b>	HONDA	42510-TM8-G00			93197406	<b>142.1629</b>	JEEP	52060137 AB
<b>142.1542</b>	TOYOTA	43512-02190	<b>142.1582</b>	RENAULT	43.20.003.67R	<b>142.1630</b>	JEEP	52060147AA
		43512-0F030	<b>142.1583</b>	AUDI	8R0 615 301	<b>142.1631</b>	SUZUKI	55211-76J11
		43512-12680	<b>142.1584</b>	AUDI	4G0 615 301 A	<b>142.1632</b>	SUZUKI	55211-76J00
<b>142.1543</b>	TOYOTA	42431-05070			4G0 615 301			55211-76J01
<b>142.1544</b>	KIA	51712-4D200	<b>142.1585</b>	BMW	34 216 792 225	<b>142.1633</b>	FIAT	51897455
<b>142.1545</b>	CHEVROLET	96549630	<b>142.1586</b>	BMW	34 116 792 217	<b>142.1634</b>	HYUNDAI	58129-4A200
<b>142.1546</b>	NISSAN	43206-EB300	<b>142.1587</b>	BMW	34 116 775 277	<b>142.1635</b>	HYUNDAI	58329-4A350
<b>142.1547</b>	TOYOTA	43512-02180	<b>142.1588</b>	BMW	34 116 785 669			58329-4A450
		43512-12690	<b>142.1589</b>	BMW	34 116 785 670	<b>142.1636</b>	HYUNDAI	58350-V2100
<b>142.1548</b>	OPEL - VAUX.	569122	<b>142.1590</b>	BMW	34 116 785 675			51712-1H000
		93184247	<b>142.1591</b>	BMW	34 116 785 676			51712-1H100
<b>142.1549</b>	LEXUS	42431-30290	<b>142.1592</b>	BMW	34 116 794 429			51712-1H100
<b>142.1550</b>	MERCEDES	220.421.18.12	<b>142.1593</b>	BMW	34 216 775 287	<b>142.1637</b>	HYUNDAI	51712-2H000
<b>142.1551</b>	MITSUBISHI	4605A180	<b>142.1594</b>	BMW	34 216 775 289	<b>142.1638</b>	HYUNDAI	58411-2H300
	SMART	454.421.03.12						51712-2K100
<b>142.1552</b>	MAZDA	G31Y-33-25XA						51712-2K100





<b>CAR</b>	Model	OEM	<b>CAR</b>	Model	OEM	<b>CAR</b>	Model	OEM
<b>142.1639</b>	KIA	58411-2P000	<b>142.1685</b>	SSANGYONG	4144134000	<b>142.1730</b>	SUZUKI	55611-55L00
<b>142.1640</b>	MAZDA	B37F-33-25XA	<b>142.1687</b>	LANCIA	51822719	<b>142.1731</b>	JEEP	5290731AA
<b>142.1641</b>	JAGUAR	C2C 25336	<b>142.1688</b>	RENAULT	77.01.210.081			5290731AB
<b>142.1642</b>	JAGUAR	C2C 25337	<b>142.1689</b>	MERCEDES	218.421.03.12	<b>142.1732</b>	BMW	34 216 792 227
<b>142.1643</b>	JAGUAR	C2C 25339	<b>142.1690</b>	MERCEDES	219.423.00.12	<b>142.1733</b>	FORD	1569253
<b>142.1644</b>	MAZDA	F151-33-251	<b>142.1691</b>	NISSAN	40206-ET01A	<b>142.1734</b>	HYUNDAI	51712-2T100
		F151-33-251A	<b>142.1692</b>	OPEL - VAUX.	4421180	<b>142.1735</b>	HYUNDAI	58411-3Z100
<b>142.1645</b>	MAZDA	F151-26-251			93168942	<b>142.1736</b>	HYUNDAI	58411-3Z700
		F151-26-251A	<b>142.1693</b>	RENAULT	43.20.679.43R	<b>142.1737</b>	KIA	58411-0U300
<b>142.1646</b>	MAZDA	L12Y-33-25X		MERCEDES	204.421.11.12	<b>142.1738</b>	LANCIA	4854622AB
<b>142.1647</b>	MAZDA	LE44-26-251A			207.421.00.12	<b>150.010</b>	FORD	6172906
<b>142.1648</b>	MITSUBISHI	MN 116332	<b>142.1694</b>	PEUGEOT	42.49.F8	<b>150.025</b>	DAF	AMPA 014
<b>142.1649</b>	MAZDA	UM51-33251			42.49.J3			AMPB 860
		UR61-33251	<b>142.1695</b>	PEUGEOT	42.49.F9			NJK 2785
<b>142.1650</b>	TOYOTA	43512-60190	<b>142.1696</b>	SUZUKI	55311-57L00	<b>150.030</b>	DAF	MAK 2487
<b>142.1651</b>	MITSUBISHI	MB 895200	<b>142.1697</b>	SUZUKI	55611-57L00			PAK 3546
		MB 928716	<b>142.1698</b>	RENAULT	43.20.000.15R		LEYLAND	MAK 2487
<b>142.1652</b>	FORD	1683383	<b>142.1699</b>	RENAULT	43.20.000.15R			PAK 3546
<b>142.1653</b>	ALFA ROMEO	51806278	<b>142.1700</b>	RENAULT	43.20.015.39R	<b>150.040</b>	DAF	MAK 7429
		51815312			43.20.075.95R			MAK 7529
<b>142.1654</b>	CHEVROLET	96471274	<b>142.1701</b>	RENAULT	43.20.015.39R			PAK 3545
		96574633			43.20.075.95R			PAK 5513
<b>142.1655</b>	RENAULT	77.01.208.850	<b>142.1702</b>	BMW	34 119 804 828		LEYLAND	RAK 7404
<b>142.1656</b>	RENAULT	77.01.208.850	<b>142.1703</b>	BMW	34 119 804 829			MAK 7429
<b>142.1657</b>	LEXUS	43516-50010	<b>142.1704</b>	BMW	34 209 804 830			MAK 7529
<b>142.1658</b>	LEXUS	43512-50250	<b>142.1705</b>	VOLKSWAGEN	7P6 615 302			PAK 3545
<b>142.1659</b>	RENAULT	40.20.200.05R			7P6 615 302A			PAK 5513
<b>142.1660</b>	RENAULT	40.20.200.05R	<b>142.1706</b>	VOLKSWAGEN	7P6 615 301			RAK 7404
		43.20.200.21R			7P6 615 301 A	<b>150.045</b>	DAF	1387439
<b>142.1661</b>	BMW	34 106 787 490	<b>142.1707</b>	MINI by BMW	34 116 777 826			1640561
<b>142.1662</b>	BMW	34 206 790 362	<b>142.1708</b>	FORD	1704765	<b>150.050</b>	IVECO	1904692
<b>142.1663</b>	NISSAN	40206-MB600	<b>142.1709</b>	PORSCHE	970 351 404 00	<b>150.060</b>	ALFA ROMEO	1904693
<b>142.1664</b>	NISSAN	43206-MB600			970 351 404 01		IVECO	1904693
<b>142.1665</b>	HONDA	45251-SJH-E10	<b>142.1710</b>	PORSCHE	970 351 403 00			93814391
<b>142.1666</b>	AUDI	4H0 615 301 K			970 351 403 01	<b>150.070</b>	IVECO	1907528
<b>142.1667</b>	AUDI	4H0 615 301 L	<b>142.1711</b>	PORSCHE	970 352 404 00			1907529
<b>142.1668</b>	AUDI	4H0 615 601 F	<b>142.1712</b>	PORSCHE	970 352 403 00			1907725
<b>142.1669</b>	VOLKSWAGEN	7E0 615 301 C	<b>142.1713</b>	RENAULT	40.20.600.12R			1908577
<b>142.1670</b>	HYUNDAI	51712-3J500	<b>142.1714</b>	DR	720050026			7173036
<b>142.1671</b>	CITROEN	42.49.F6	<b>142.1715</b>	DR	720050007	<b>150.071</b>	IVECO	1907528
<b>142.1672</b>	CITROEN	42.49.F7	<b>142.1716</b>	SEAT	1S0 615 301			1907529
<b>142.1673</b>	PORSCHE	987 351 401 01		SKODA	1S0 615 301			1907725
<b>142.1674</b>	PORSCHE	987 351 402 01		VOLKSWAGEN	1S0 615 301			7173036
<b>142.1675</b>	PORSCHE	987 352 401 01	<b>142.1717</b>	CITROEN	42.49.L5	<b>150.080</b>	IVECO	1907526
<b>142.1676</b>	OPEL - VAUX.	5.69.007		PEUGEOT	42.49.L5			1907527
		5.69.067	<b>142.1718</b>	PEUGEOT	42.49.G2			1907530
		93181113	<b>142.1719</b>	MERCEDES	246.421.01.12			1907726
		93197712			246.421.25.12			1908578
<b>142.1677</b>	OPEL - VAUX.	5.69.154	<b>142.1720</b>	MERCEDES	246.423.00.12			7172018
		93188445	<b>142.1721</b>	AUDI	4E0 615 301 E	<b>150.081</b>	IVECO	1907527
	SAAB	93188445			4E0 615 301 K			1907530
<b>142.1678</b>	FORD	1335684	<b>142.1722</b>	FIAT	71750932			1907726
		1360273	<b>142.1723</b>	SSANGYONG	48401-34000	<b>150.082</b>	IVECO	7172018
		1445625	<b>142.1724</b>	SSANGYONG	48401-34100			2992271
		5S6Y1125AA	<b>142.1725</b>	MINI by BMW	34 106 784 366			718 3775
		5S6Y1125AB			34 116 784 366	<b>150.083</b>	IVECO	2992291
		5S6Y1125AC	<b>142.1726</b>	BMW	34 216 784 389			718 3776
<b>142.1679</b>	MERCEDES	230.423.15.12	<b>142.1727</b>	SEAT	1K0 615 301 AJ	<b>150.084</b>	IVECO	718 4081
<b>142.1680</b>	BMW	34.216.765.889		VOLKSWAGEN	1K0 615 301 AJ	<b>150.085</b>	IVECO	718 4082
<b>142.1681</b>	MITSUBISHI	4615A037	<b>142.1728</b>	RENAULT	82.00.196.263	<b>150.090</b>	IVECO	1907568
<b>142.1682</b>	NISSAN	43206-CD005	<b>142.1729</b>	ALFA ROMEO	51806283			7172930
<b>142.1683</b>	MITSUBISHI	4615A025			51815313	<b>150.100</b>	IVECO	1907569



CAR	Model	OEM	CAR	Model	OEM	CAR	Model	OEM		
<b>150.110</b>	IVECO	7172882	<b>150.350</b>	MERCEDES	975.421.01.12	<b>151.100</b>	BREDA	1415147		
		1907631			975.421.02.12			234110		
		1908614			970.421.01.12			B221412		
		1908729	970.421.06.12	0501 314 498						
		2991979	21225115	0501 315 228						
		7173317	3218-G-1333	0501 316 953						
<b>150.120</b>	IVECO	7180111	<b>150.360</b>	ROR-MERITOR	21227349	<b>151.200</b>	IVECO	13162006		
		1906438	<b>150.361</b>	ROR-MERITOR	68323825			5001092		
		1906461	<b>150.362</b>	ROR-MERITOR	MBR9004	1904533				
		2992470	<b>150.365</b>	ROR-MERITOR	21224263	1907920				
		7179778	<b>150.370</b>	BPW	3218-H-1308	42037120				
7182305	<b>150.375</b>	BPW	03 088 34 040	42116227						
<b>150.130</b>	IVECO	1906466	<b>150.376</b>	BPW	03 088 34 010	<b>151.210</b>	IVECO	1904534		
		7183632	<b>150.380</b>	BPW	03 088 34 020			8124117		
<b>150.170</b>	IVECO	2996010	<b>150.385</b>	BPW	03 088 34 070	<b>151.220</b>	IVECO	93161407		
		7187567	<b>150.390</b>	BPW	03 088 35 030			1907764		
<b>150.180</b>	IVECO	2996009	<b>150.395</b>	BPW	03 088 34 080	<b>151.230</b>	IVECO	42063700		
		7187569	<b>150.400</b>	BPW	03 088 34 087			1904535		
<b>150.200</b>	MAN	81 50803 0010	<b>150.405</b>	BPW	03 088 35 010	<b>151.300</b>	MERCEDES	42034658		
<b>150.210</b>	MAN	81 50803 0027	<b>150.406</b>	BPW	03 088 35 050			356.421.03.12		
<b>150.220</b>	MAN	81 50803 0001	<b>150.410</b>	VOLVO	6779209			356.421.10.12		
		81 50803 0009	<b>150.420</b>	VOLVO	6775227	<b>151.400</b>	KASSBOHRER	1792411113070		
		81 50803 0014	<b>150.430</b>	VOLVO	6775229			8284000147		
		81 50803 0015	<b>150.440</b>	VOLVO	6774686			KNORR 350103		
<b>150.230</b>	MAN	81 50803 0026	<b>150.450</b>	SAF	4 079 0003 00			<b>151.410</b>	KASSBOHRER	68320820
<b>150.240</b>	MAN	81 50803 0023	<b>150.455</b>	SAF	4 079 0007 00	8285390000				
		81 50803 0031	<b>150.460</b>	SAF	4 079 0007 01	LECINENA	3124004200			
		81 50803 0038	<b>150.470</b>	SAF	4 079 0004 00	MERCEDES	627.421.00.12			
		81 50803 0040	<b>150.480</b>	SCANIA	1402272	<b>151.420</b>	KASSBOHRER	1792411111310		
<b>150.250</b>	MAN	81 50803 0021	<b>150.490</b>	ACERBI	M069 018	<b>151.450</b>	MCW	KNORR 351605		
		81 50803 0041	SMB	449445	X1857658					
<b>150.260</b>	MAN	81 50803 0022	<b>150.491</b>	SMB	-	X2057948				
<b>150.270</b>	MAN	81 50803 0028	<b>150.495</b>	ACERBI	449418	<b>151.470</b>	BREDA	D055283		
<b>150.275</b>	MAN	81 50803 0039	<b>150.500</b>	RENAULT	50.00.396.612			D031900		
		MERCEDES	970.423.02.12	<b>150.510</b>	RENAULT	50.00.450.158	ROR-MERITOR	3218-N-1340		
<b>150.280</b>	MERCEDES	970.423.05.12	<b>150.520</b>	RENAULT	50.00.545.242	ROR-MERITOR	3218-P-1342			
		970.423.07.12	<b>150.530</b>	RENAULT	50.00.792.539	BREDA	D 00816100			
		<b>150.285</b>	MERCEDES	975.423.00.12	<b>150.531</b>	RENAULT	50.10.216.437	BREDA	0543541	
975.423.03.12	<b>150.532</b>	RENAULT		50.10.422.364	<b>151.500</b>	BREDA	3112965			
975.423.06.12	<b>150.540</b>	RENAULT		50.10.216.433	<b>151.530</b>	VOLVO	3112965			
<b>150.290</b>	MERCEDES	970.423.04.12	<b>150.550</b>	RENAULT	50.00.790.539	<b>151.600</b>	RENAULT	50.10.019.249		
		970.423.06.12	<b>150.560</b>	RENAULT	50.10.260.101			50.10.190.865		
<b>150.295</b>	MERCEDES	668.421.01.12	<b>150.570</b>	RENAULT	50.10.260.102			50.10.207.431		
		668.421.06.12	<b>150.600</b>	KASSBOHRER	KNORR I137191			<b>433.010</b>	FIAT	4.340.300
<b>150.300</b>	MERCEDES	669.421.01.12	<b>150.531</b>	NEOPLAN	0821.358.30	<b>433.035</b>	FIAT			4.340.305
		669.421.06.12	<b>150.532</b>	RENAULT	50.10.422.593	<b>433.061</b>	FIAT			4.379.680
<b>150.305</b>	MERCEDES	668.421.02.12	<b>150.535</b>	RENAULT	50.10.422.593	7777842				
		670.421.01.12	<b>150.540</b>	RENAULT	50.10.216.433	4.379.680				
<b>150.310</b>	MERCEDES	670.421.03.12	<b>150.550</b>	RENAULT	50.00.396.612	4.379.680				
		<b>150.315</b>	MERCEDES	668.423.05.12	<b>150.560</b>	RENAULT	4379680			
668.423.07.12	<b>150.570</b>	RENAULT		50.10.260.101	SEAT	4379680				
<b>150.320</b>	668.423.09.12	<b>150.580</b>		RENAULT	50.10.260.102	SE022165201A				
<b>150.325</b>	416.421.04.12	<b>150.590</b>		RENAULT	50.10.216.548	ZASTAVA	4373614			
<b>150.330</b>	668.423.00.12	<b>150.600</b>		RENAULT	50.10.216.437	4379680				
<b>150.335</b>	MERCEDES	668.423.01.12	<b>150.601</b>	RENAULT	50.10.422.363	FIAT	46819776			
		<b>150.340</b>	CARDI	-	50.10.422.364	51863509				
<b>150.345</b>	MERCEDES	942.421.09.12	<b>150.602</b>	RENAULT	50.10.422.593	7.599.325				
		942.421.10.12	<b>150.603</b>	RENAULT	50.10.422.593	7.750.119				
		942.421.11.12	LANCIA	7.599.325						
		942.421.12.12	LANCIA	7.599.325						
		942.421.21.12	FIAT	60810025						
		975.421.00.12	LANCIA	60814839						



<b>CAR</b>	Model	OEM	<b>CAR</b>	Model	OEM	<b>CAR</b>	Model	OEM
<b>433.068</b>	CITROEN	42.47.37						
	FIAT	1311823080						
		1471288080						
	LANCIA	1311823080						
PEUGEOT	42.47.37							
<b>433.075</b>	ALFA ROMEO	4.389.374						
	CITROEN	42.47.22						
	FIAT	1313675080						
		4.449.694						
	PEUGEOT	42.47.22						
TALBOT	4.449.694							
<b>433.076</b>	CITROEN	42.47.38						
	FIAT	1306211080						
	PEUGEOT	42.47.38						
<b>433.090</b>	IVECO	7.165.379						
<b>433.100</b>	ALFA ROMEO	60813016						
	FIAT	51916180						
		7774593						
LANCIA	60813016							
<b>433.210</b>	FIAT	55701380						
		55703043						
		55704058						
	OPEL - VAUX.	568270						















# sales conditions

## condizioni di vendita

### **ORDERS**

All orders are intended received "subject to approval". Our list prices apply to goods delivered ex-works. Packing is not included in list prices and is invoiced at cost price.

### **FORWARDING**

Goods are carried at customer's risk and peril, even if sent carriage paid by agreement between the parties. We cannot be held responsible for possible delays in delivery once the goods have been consigned to the carrier. In the absence of any precise agreement goods will be sent by the means of transport we consider most suitable.

### **DELIVERIES**

Delays in delivery or failure to deliver goods which might not be available in stock shall not lead to cancellation of the contract, nor can they constitute in any circumstances grounds for payment of damages.

### **SUSPENSION OF ORDER**

Failure to pay overdue invoices, even in part, gives us the right to cancel any contract in course, without prejudice to us as regards any action or right and without any obligation to pay compensation for damages.

### **COMPLAINTS**

Notification of imperfections, pilferage, damage or defects must be received by us by registred letter within a maximum of 8 days from delivery of goods, after which time the customer loses any right to make a complaint.

### **GUARANTEE**

The guarantee against defects is limited to only defects of products deriving from imperfections in materials or in construction and does not apply in cases where the purchaser cannot prove he has used and stored the products correctly. The guarantee is valid for 3 months from the date of delivery and is subject to the submission of a formal claim put in by the purchaser, and to the goods, object of the claim, being returned free of carriage to our works at our legal seat. Under the guarantee we can choose either to replace or repair the products we admit to be faulty. The guarantee stipulated here covers all legal guarantees for defects or dissimilarity and excludes the vendor from any liability deriving in any way from the goods supplied; in particular the purchaser cannot claim compensation for damages, reduction in price or cancellation of the contract. After the expiry of the guarantee no claim can be made against the vendor.

### **RETURN OF GOODS**

The return of goods must be authorised and in every case made carriage free.

### **PAYMENTS**

Payments must be effected within the terms of the contract to our administration at our legal seat. Any delay entitles us to charge interest at the official bank rate plus 5 points. The aforesaid conditions are considered as accepted on taking delivery of goods and the relative invoice.

The only competent Court for any dispute is that of the vendor, who, however, reserves the right to take legal action in the purchaser's Court.

Certification for purposes of the EC block exemption regulation nr. 1400/2002 for the distribution of motor vehicles.

### **ORDINAZIONI**

Tutti gli ordini si intendono ricevuti "salvo approvazione". I prezzi del nostro listino si intendono per merce resa franco nostra fabbrica. L'imballo non è compreso nei prezzi di listino e viene fatturato al costo.

### **SPEDIZIONI**

La merce viaggia a rischio e pericolo del committente, anche se spedita per accordi tra le parti, franco destino. Nulla può esserci imputato per eventuali ritardi delle spedizioni dopo la consegna della merce al vettore. In mancanza di precisi accordi le spedizioni verranno effettuate col mezzo da noi ritenuto più conveniente.

### **CONSEGNE**

I ritardi o le mancate consegne dei materiali eventualmente non disponibili nei nostri magazzini, non daranno adito alle risoluzioni del contratto e non potranno costituire in nessun caso titolo di risarcimento di danni.

### **SOSPENSIONE DEGLI ORDINI**

Il mancato pagamento, anche parziale di fatture scadute, ci da la facoltà di annullare qualsiasi contratto in corso, senza pregiudizio di ogni nostra azione e diritto e senza obbligo di rifusione di danni.

### **RECLAMI**

La denuncia di difetti, manomissioni, avarie, vizi dovrà pervenirci a mezzo raccomandata entro il termine massimo di 8 gg. dal ricevimento della merce, trascorso il quale il Cliente decade da ogni diritto di contestazione.

### **GARANZIA**

La garanzia per vizi è limitata ai soli difetti dei prodotti conseguenti a difetti di materiale o di costruzione e non si applica nel caso in cui il compratore non provi di aver effettuato un corretto uso e conservazione dei prodotti. La garanzia ha una durata limitata a 3 mesi decorrenti dalla data di consegna ed è subordinata alla regolare denuncia effettuata dal compratore, ed al fatto che la merce contestata ci sia resa franco di porto al nostro stabilimento presso la sede sociale. La garanzia si limita, a nostra scelta, alla sola sostituzione o riparazione dei prodotti da noi riconosciuti difettosi. La garanzia qui pattuita è assorbente delle garanzie legali per vizi e difformità ed esclude ogni possibile responsabilità del venditore comunque originata dai prodotti forniti; in particolare il compratore non potrà avanzare altre richieste di risarcimento di danno, di riduzione del prezzo o di risoluzione del contratto. Decorsa la durata della garanzia nessuna pretesa potrà essere fatta valere nei confronti del venditore.

### **RESI DI MERCE**

I ritorni della merce devono essere autorizzati ed in ogni caso in porto franco.

### **PAGAMENTI**

I pagamenti devono essere eseguiti nei termini contrattuali alla nostra amministrazione presso la sede sociale. Eventuali ritardi ci danno diritto ad addebitare gli interessi in ragione del tasso ufficiale di sconto aumentato di 5 punti. Le condizioni suddette si intendono accettate col solo fatto del ritiro dei materiali e della relativa fattura.

Per ogni controversia è esclusivamente competente il Foro del venditore, questi avrà tuttavia facoltà di agire presso il Foro dell'acquirente.

Certificazione ai sensi del Regolamento CE di esenzione per categoria sugli autoveicoli regolamento nr. 1400/2002.



## **InterCar S.p.A.**

Via Bonfadina, 2/4  
25046 Cazzago San Martino - Brescia - Italy  
tel. +39 030 77580 - fax +39 030 7758200

**[www.intercar.org](http://www.intercar.org)**

[info@intercar.org](mailto:info@intercar.org)  
[commerciale@intercar.org](mailto:commerciale@intercar.org)  
[sales.dept@intercar.org](mailto:sales.dept@intercar.org)