



2010

2011



DE

Stoßdämpfer für Nfz

EN

Shock Absorbers for Commercial Vehicles

FR

NL

ES

PT

IT

NO

SV

FI

RU

PL

HU

CS

RO

HR

EL

TR

ZH

SACHS is a brand of ZF

SACHS

DE

Technische Information

Wechseln Sie Stoßdämpfer immer paarweise pro Achse.

EN

Technical data

Always change the shock absorbers in pairs for each axle.

FR

Fiche technique

Remplacez toujours les amortisseurs par paires par essieu.

NL

Technische informatie

Vervang de schokbrekers altijd per paar per as.

ES

Información técnica

Cambie siempre los dos amortiguadores de un eje.

PT

Informação técnica

Troque os amortecedores sempre aos pares por eixo.

IT

Informazioni tecniche

Sostituire gli ammortizzatori sempre in coppia per ogni asse.

NO

Teknisk informasjon

Skift alltid støtdempere parvis per aksel.

SV

Teknisk information

Byt alltid stötdämpare parvis på varje axel.

FI

Tekniset tiedot

Vaihda iskunvaimentimet aina pareittain akselia kohden.

RU

Техническая информация

Заменяйте амортизаторы всегда попарно на каждом мосту.

PL

Informacja techniczna

Amortyzatory każdej osi zawsze należy wymieniać parami.

HU

Műszaki információ

A lengéscsillapítót tengelyenként mindig párosával cserélje.

CS

Technická informace

Vyměňte vždy oba tlumiče na každé nápravě.

RO

Informații tehnice

Schimbați întotdeauna întreaga pereche de amortizoare pe axă.

HR

Tehničke informacije

Amortizere uvijek zamijenite po osovini u paru.

EL

Τεχνικές πληροφορίες

Αντικαθιστάτε πάντα τα αμορτισέρ ανά ζεύγος για κάθε άξονα.

TR

Teknik bilgiler



























Amortisörleri her dingil için daima çift olarak değiştirin.



























ZH



























技术信息



























请您始终将减振器每轴成对更换

Symbole • Symbols • Symboles • Symbolen • Símbolos

Kategorie • Category • Catégorie • Categoria • Categoría • Categoria • Kategori • Kategori • Luokitus	
	Lkw / Transporter • HGV / transporter • camion / transporteur • vrachtwagen/transporter • camión / furgoneta • veículos pesados / transportadores • autocarro / furgone • lastebil / transporter • lastbil / transporter • kuorma-auto / transporter
	Bus • bus • autobus • bus • autobús • autocarro • autobus • buss • buss • bussi
	Dämpfer, Fahrerhauslagerung • damper, driver cabin • amortisseur, palier de cabine • demper, cabinelager • amortiguadores, apoyos de la cabina • amortecedores, apoio da cabina do condutor • ammortizzatore, supporto della cabina di guida • demper, førerhuslagring • dämpare, förarhyttslager • vaimennin, ohjaamolaakerointi
	Achsen / Anhänger / Auflieger für Lkw • axles / trailers / semi-trailers for HGVs • essieux / remorque / semi-remorque pour camion • assen / aanhangers / opleggers voor vrachtwagens • ejes / remolque / semirremolque de camión • eixos / atrelados / semi-reboques para veículos pesados • assali / rimorchio / semirimorchio per autocarro • akslinger / tilhenger / settevogn for lastebil • axlar / släp / semitrailer för lastbil • akselit / perävaunut / puoliperävaunut kuorma-autoille
Einbaort • Installation location • Emplacement de montage • Inbouwplaats • Lugar de montaje • Local de instalação • Punto di montaggio • Montasjested • Monteringsplats • Aseennuspaikka	
	Vorderachse • front axle • essieu avant • vooras • eje delantero • eixo dianteiro • asse anteriore • framaksling • framaxel • etuakseli
	Hinterachse • rear axle • essieu arrière • achteras • eje trasero • eixo traseiro • asse posteriore • bakaksling • bakaxel • taka-akseli
	oben • top • supérieur • bovenaan • arriba • em cima • superiore • oppe • upptill • ylhäällä
	außen • outside • extérieur • uitwendig • fuera • exterior • esterno • utvendig • utvändigt • ulkona
	innen • inside • intérieur • inwendig • dentro • interior • interno • innvendig • invändigt • sisällä
	links • left • gauche • links • izquierda • esquerda • sinistra • venstre • vänster • vasen
	rechts • right • droite • rechts • derecha • direita • destra • høyre • höger • oikea
	mitte • center • milieu • midden • centro • centro • centrale • midt på • mitten • keskellä
	quer (schräg) • across (transverse) • transversal (en diagonale) • dwars (schuin) • transversal (inclinado) • transversal (inclinado) • trasversale (obliquo) • på tvers (skrå) • tvär (diagonal) • poikittain (vino)
	vorne • front • avant • vooraan • delante • à frente • davanti • foran • fram • eteen
	hinten • rear • arrière • achteraan • detrás • a trás • dietro • bak • bak • taakse
Angaben zum Serienfahrwerk • Series-production chassis data • Données relatives au train de roulement de série • Informatie over het standaard chassis • Datos del chasis de serie • Indicações sobre o chassis de série • Dati dell'autotelaio di serie • Opplysninger om serie-chassis • Uppgifter om seriechassi • Vakioalustan tiedot	
ST	Standardfahrwerk • standard chassis • châssis standard • standaardchassis • chasis estándar • chassis standard • autotelaio standard • standard-chassis • standardchassi • vakioalusta
	elektronischer Dämpferregulierung • electronic suspension control • réglage électronique d'amortissage • elektronische demperregulign • regulación electrónica amortiguadores • regulação eletrónica da suspensão • regolazione elettronica dell'ammortizzatore • elektronisk damperregulering • elektronisk støtdämparjustering • sähköinen vaimennussäätö
	Schlechtwegeausführung • off-road suspension • suspension tout terrain • uitvoering voor slechte wegen • suspensión off-road • suspensão para todo-o-terreno • dotazione per strade dissestate • terengoppheng • dåliga-vägar-utrustning • vahvistettu malli
	tiefergelegtem Fahrwerk • lowered chassis • train de roulement surbaissé • verlaagd chassis • chasis bajo • chassis rebaixado • autotelaio abbassato • senket chassis • sänkt chassi • madallettu alusta
	Stabilisator • stabilizer • stabilisateur • stabilisator • estabilizador • estabilizador • stabilizzatore • stabilisator • krängningshämmare • vakaajatanko
	erhöhte Bodenfreiheit • increased ground clearance • garde au sol augmentée • verhoogde bodemvrijheid • altura libre aumentada • altura livre aumentada • altezza da terra maggiorata • økt bakkekling • höjd markfrigång • suuri maavara
OH	verstärktes Fahrwerk • reinforced chassis • train de roulement renforcé • versterkt chassis • chasis reforzado • chassis reforçado • autotelaio rinforzato • forsterket chassis • förstärkt chassi • vahvistettu alusta
Fahrzeughinweise • Vehicle notes • Indications concernant le véhicule • Voertuigaanwijzingen • Observaciones sobre el vehículo • Indicações sobre o veículo • Indicazioni veicolo • Kjøretøyhenvisning • Fordonsanvisningar • Ajoneuvo-ohjeet	
	1. Achse • 1st axle • 1er essieu • 1e as • 1er eje • 1º eixo • 1º assale • 1. aksel • 1. axel • 1. akseli
	2. Achse • 2nd axle • 2e essieu • 2e as • 2º eje • 2º eixo • 2º assale • 2. aksel • 2. axel • 2. akseli
	Nachlaufachse • trailing axle • essieu remorqué • naloop-as • eje remolcado • eixo de apoio • assale portante • boggi • stödaxel bak • teliakseli
(x2)	Anzahl pro Achse 2 • number per axle: 2 • nombre par essieu 2 • aantal per as 2 • cantidad por eje 2 • número por eixo 2 • n° per assale 2 • antall per aksel 2 • antal per axel 2 • määrä per akseli 2
(x4)	Anzahl pro Achse 4 • number per axle: 4 • nombre par essieu 4 • aantal per as 4 • cantidad por eje 4 • número por eixo 4 • n° per assale 4 • antall per aksel 4 • antal per axel 4 • määrä per akseli 4
	Blattfederachse • leaf spring axle • essieu à ressorts à lames • bladveeras • eje de ballesta • eixo de mola de folhas • assale con sospensione a balestra • blafjæraksel • bladfjædrad axel • lehtijousiakseli
	Parabelfeder • parabolic suspension • ressort parabolique • parabolveer • suspensión parabólica • mola parabólica • molle parallele • parabelfjær • parabelfjäder • parabel-jousi
	Trapezfeder • trapezoid suspension • ressort trapézoïdal • trapeziumveer • suspensión trapezoidal • mola trapezoidal • molla a lamina trapezoidale • trapesfjær • trapetsfjäder • trapetsijousi

Fahrzeughinweise • Vehicle notes • Indications concernant le véhicule • Voertuigaanwijzingen • Observaciones sobre el vehículo • Indicações sobre o veículo • Indicazioni veicolo • Kjøretøyhenvisning • Fordonsanvisningar • Ajoneuvo-ohjeet	
	Lufffeder • pneumatic suspension • ressort pneumatique • luchtveer • suspensión neumática • suspensão pneumática • molla pneumatica • luftfjær • luftfjäder • ilmajousi
	luftgefederte Achse • pneumatically-suspended axle • essieu à ressorts pneumatiques • luchtgeveerde as • eje con muelles neumáticos • eixo de suspensão pneumática • assale con sospensione pneumatica • pneumatisk aksel • luftfjäderad axel • ilmajousitettu akseli
	Schraubenfederachse • coil spring axle • essieu à ressorts à vis • schroefveeras • eje de muelle helicoidal • eixo de mola helicoidal • assale con molla di torsione • skruefjæraksel • spiralfjäderaxel • kierrejousiakseli
	für Einfachbereifung • for single tyres • pour bandage simple • voor enkele banden • para neumáticos simples • para rodado simples • per pneumatico semplice • for engangsdekkutstyr • för enkel däckutrustning • single-pyörät
	für Doppelbereifung • for dual tyres • pour bandage double • voor dubbele banden • para neumáticos dobles • para rodado duplo • per pneumatico gemellato • for dobbeldekkutstyr • för dubbel däckutrustning • paripyörät
	für Linkslenker • for left-hand drive vehicles • pour véhicules avec direction à gauche • voor linksgestuurde voertuigen • para vehículos con dirección a la izquierda • para veiculos com volante á esquerda • per veicolo con guida a sinistra • for venstereratt • för vänsterstyrning • vasemmanpuoleinen ohjaus
Spalte „i” • Column „i” • Colonne «i» • Kolom „i” • Column «i» • Coluna «i» • Colonna «i» • Spalte «i» • Spalt “i” • Sarake “i”	
->Chass. ...	bis Fahrgestellnummer • to chassis no. • jusqu'au numéro de châssis • tot chassisnummer • hasta número de chasis • até ao chassi nº • fino al nº di telaio • til chassisnummer • till chassinummer • -> alustanumero
Chass. ...->	ab Fahrgestellnummer • from chassis no. • à partir du numéro de châssis • vanaf chassisnummer • desde número de chasis • desde chassis nº • a partire dal nº di telaio • fra chassisnummer • från chassinummer • alustanumero ->
->02.2001	bis Baujahr • to construction year • jusqu'à l'année de fabrication • tot bouwjaar • hasta año de construcción • até ao ano de construção • fino all'anno di costruzione • til produksjonsår • till tillverkningsår • -> valmistusvuosi
02.2001->	ab Baujahr • from construction year • à partir de l'année de fabrication • vanaf bouwjaar • desde año de construcción • desde ano de construção • a partire dall'anno di costruzione • fra produksjonsår • från tillverkningsår • valmistusvuosi ->
Produkte • Products • Produits • Producten • Productos • Produtos • Prodotti • Produkter • Produkter • Tuotteet	
	Lenkungs­dämpfer • steering damper • amortisseur de direction • stuurdemper • amortiguador de dirección • amortecedor de direção • ammortizzatore di sterzata • styringsdemper • styrningsdämpare • ohjausvaimennin
	Federbein • suspension strut • jambe de force • veerpoot • columna de suspensión • conjunto amortecedor / mola • ammortizzatore - montante • fjærbein • fjäderben • joustintuki
	Federbalg, Fahrerhauslagerung • spring bellows, driver cabin • soufflet, palier de cabine • veerbalg, cabinelager • cojín neumático, apoyos de cabina • fole da suspensão, apoio da cabina do condutor • soffietto, supporto della cabina di guida • fjørbelg, førerhuslagring • fjäderbälgl, förarhyttslager • jousipalje, ohjaamolaakerointi
	Staubschuttsatz, Stoßdämpfer • protection kit, shock absorbers • kit de protection contre la poussière, amortisseurs • stofbeschermsset, schokdemper • kit de protección amortiguadores • conjunto de protecção contra pó, amortecedor • kit di protezione antipolvere, ammortizzatore • støvbeskyttelses­sett, støtdemper • dammskyddsats, stötdämpare • pölynsuojasarja, iskunvaimennin
Produkthinweise • Product notes • Indications sur le produit • Productaanwijzingen • Observaciones sobre el producto • Indicações sobre o produto • Indicazioni prodotto • Produkthenvisninger • Produktanvisningar • Tuoteohjeet	
	Gasdruck, Einrohr • gas pressure, single pipe • pression de gaz, tube simple • gasdruk, eenbuis • presión de gas, monotubo • pressão de gás, um tubo • ammortizzatore a gas a un tubo • gasstrykk, ettrørs • gastyck, enkelrör • kaasunpaine, yksiputki
	Gasdruck, Zweirohr • gas pressure, dual pipe • pression de gaz, tube double • gasdruk, tweebuis • presión de gas, bitubo • pressão de gás, dois tubos • ammortizzatore a gas a due tubi • gasstrykk, torørs • gastyck, dubbelrör • kaasunpaine, kaksiputki
	Komfort- / Weg-Nut-Stoßdämpfer • oversized shock absorber / groove shock absorber • amortisseur confort / sensibles à la charge • extra sterke schokdemper • amortiguador de confort sensible a la carga de suspensión • amortecedor de conforto / ranhura • ammortizzatore comfort sensibile al carico • komfort- / vei-spor-støtdemper • komfort- / väg-spår-stötdämpare • mukavuus- / PSD-iskunvaimennin
	verstärkte Ausföhrung • heavy duty version • modèle renforcé • versterkte uitvoering • versión reforzada • versão reforçada • versione rinforzata • forsterket utförelse • förstärkt modell • vahvistettu malli
	wahlweise • alternatively • au choix • naar keuze • opcional • opcional • a scelta • alternativt • alternativt • valinnaisesti
	Auslaufartikel • article to be discontinued • article de fin de série • artikel in uitloop • hasta agotar existencias • até esgotar existências • articolo fuori produzione • utgått artikkel • utgående artikel • tuotteen valmistus lopetettu
	PDC (pneumatic damping control)
	CDC (continuous damping control)
	CALM (cabine air leveling module)
Befestigungsarten • Mounting types • Types de fixation • Bevestigingswijzen • Tipos de fijación • Tipos de fixação • Tipi di fissaggio • Festemåter • Monteringsätt • Kiinnitystavat	
	oben Auge • top eye • œillet en haut • boven oog • ojal arriba • em cima olhal • occhio sopra • øye oppe • øgla upptill • ylhäällä silmukka
	oben Stift • top pin • tige en haut • bovenaan pen • espiga arriba • em cima pino • spina sopra • stift oppe • stift upptill • ylhäällä tappi
	unten Auge • bottom eye • œillet en bas • onderaan oog • ojal abajo • em baixo olhal • occhio sotto • øye nede • øgla nertill • alhaalla silmukka
	unten Stift • bottom pin • tige en bas • onderaan pen • espiga abajo • em baixo pino • spina sotto • stift nede • stift nertill • alhaalla tappi
	unten Brücke • bottom bridge • pont en bas • onderaan brug • puente abajo • em baixo ponte • ponte sotto • bro nede • bygel nertill • alhaalla ristitappi
	unten Platte • bottom plate • plaque inférieure • onderaan plaat • placa abajo • em baixo placa • lastra sotto • plate nede • platta nertill • alhaalla levy
	unten Gabel • bottom fork • fourche en bas • onderaan vork • horquilla abajo • em baixo garfo • forcella sotto • gaffel nede • gaffel nertill • alhaalla haarukka

Указания к автомобилю • Informacje o pojeździe • Járműinformációk • Pokyny týkající se vozidla • Indicații despre autovehicul • Napomene uz vozilo • Υποδείξεις οχήματος • Taşit uyarıları • 车辆说明	
	пневматическая рессора • resor pneumatyczny • légrugó • pneumatická pružina • sistem de suspensie pneumatică • zračna opruga • αερόουστα • pnömatik yay • 空气弹簧
	мост с пневмоподвеской • os z zawieszeniem pneumatycznym • légrugós tengely • vzduchem odpružená náprava • axă cu suspensie pneumatică • pneumatiska osovina • άξονας με ελατήρια αέρα • pnömatik dingil • 空气弹簧轴
	мост с винтовыми пружинами • os sprężyny śrubowej • csavarrugós tengely • náprava s vinutou pružinou • axă cu arc elicoidal • osovina sa spiralnim oprugama • άξονας με σπειροειδή ελατήρια • vidali yaylı dingil • 螺旋弹簧轴
	для одинарных шин • do pojedynczego ogumienia • egyedi kerékhez • pro jednoduchou montáž pneumatik • pentru cauciucuri simple • za jednostruke gume • με μονά ελαστικά • tekli lastikler için • 用于单轮胎
	для двоярных шин • do podwójnego ogumienia • ikerkerékhez • pro dvojitou montáž pneumatik • pentru cauciucuri duble • za dvostruke gume • με διπλά ελαστικά • çiftli lastikler için • 用于双轮胎
	для автомобилей с левым расположением руля • do ruchu lewostronnego • balkormányos járművekhez • pro vozidla s levostranným řízením • pentru vehicule cu volan pe partea stângă • za vozila s upravljačem na lijevoj strani • για αριστερότιμονα • soldan direksiyonlular için • 用于左驾车型
Столбец "i" • Kolumna „i” • "i" Oszlop • Sloupec "i" • Coloana "i" • Stupac "i" • Στήλη "i" • "i" Sütunu • "i" 列信息	
->Chass. ...	до № шасси • do numeru nadwozia • alvázszámig • do čísla podvozku • până la seria de șasiu • do broja šasije • μέχρι αριθμό πλαισίου • şasi numarasına kadar • 至底盘号码
Chass.>	начиная с № шасси • od numeru nadwozia • alvázszámtól • od čísla podvozku • începând de la seria de șasiu • od broja šasije • από αριθμό πλαισίου • şasi numarısından itibaren • 从底盘号码
->02.2001	до года изготовления • do roku produkcji • gyártási évig • do roku výroby • până în anul de fabricație • do godine proizvodnje • μέχρι έτος κατασκευής • model yilina kadar • 至制造年份
02.2001->	начиная с года изготовления • od roku produkcji • gyártási évtől • od roku výroby • începând cu anul de fabricație • od godine proizvodnje • από έτος κατασκευής • minimum model yılı • 从制造年份
Продукты • Produkty • Termékek • Produkty • Produse • Proizvodi • Προϊόντα • Ürünler • 产品	
	демпфер рулевого управления • amortyzator układu kierowniczego • kormánycsillapító • tlumič řízení • amortizor de direcție • amortizer upravljača • αποσβεστήρας διεύθυνσης • direksiyon amortisörü • 转向减振器
	амортизационная стойка • kolumna MacPherson'a • rugóstag • pérovací jednotka • braț de suspensie • opružna noga • γόνατο ανάρτησης • süspansiyon gergi kolu • 弹簧支架
	баллон пневматической рессоры, опора кабины • poduszka zawieszenia pneumatycznego, łożyskowanie kabiny kierowcy • rugótömlő, vezetőfülke-alátámasztás • vlnovec, uložení kabiny řidiče • burduf elastic, reazeme pentru cabina conducătorului • opružni mihel, ležište vozačke kabine • φυσούνα, έδραση θαλάμου οδηγού • yaylı körük, sürücü kabini yatağı • 弹簧包, 驾驶室
	противопылевой комплект, амортизатор • zestaw pyłoszczelny, amortyzator • porvédő készlet, lengéscsillapító • sada proti prachu, tlumič • set de protecție împotriva prafului, amortizor • komplet za zaštitu od prašine, amortizer • προστατευτικό σετ, αμορτισέρ • toz koruyucu seti, amortisör • 防尘盖, 减振器
Указания к изделию • Informacje o produkcie • Termékinformációk • Uprazněnění u výrobku • Indicații privind produsul • Napomene o proizvodu • Υποδείξεις προϊόντος • Ürün uyarıları • 产品说明	
	газонаполненный, однотрубный • ciñnienie gazu, jedna rura • gáznyomás, egycsőves • plynový, jednoplášťový • amortizoare pe gaz, monotubulare • plinski tlačni, jednocjevni • πίεση αερίου, μονός σωλήνας • gaz basıncı, tek boru • 气压, 单筒
	газонаполненный, телескопический • ciñnienie gazu, dwie rury • gáznyomás, kétsőves • plynový, dvouplášťový • amortizoare pe gaz, bitubulare • plinski tlačni, dvocijevni • πίεση αερίου, διπλός σωλήνας • gaz basıncı, iki boru • 气压, 双筒
	комфортный / чувствительный к нагрузке амортизатор • amortyzator komfortowy z tensometrem • komfort- / csillapítás-szabályozós lengéscsillapító • komfortní tlumič / tlumič s obtokovou drážkou • amortizor confort / cu canal de cursă • komfortni / utorzni amortizer • αμορτισέρ άνεσης / εγκοπής • konforlu / Weg Nut amortisör • 舒适/超大号减振器
	усиленное исполнение • wersja wzmacniona • megerősített kivétel • provedení pro velké zatížení • variantă consolidată • pojačana izvedba • ενισχυμένος τύπος • takviyeli tip • 增强型悬挂
	на выбор • do wyboru • választható • volitelné • alternativ • po izboru • κατ' επιλογή • isteğe bağlı • 可选的
	снятое с производства изделие • artykuł już nieprodukowany • kifiző cikkszám • vőbőhóví vőrobek • articol care nu se va mai produce • proizvod koji se prestaje proizvoditi • υπο κατάργηση • üretim durdurulan ürün • 停供件
	PDC (pneumatic damping control)
	CDC (continuous damping control)
	CALM (cabine air leveling module)
Типы крепления • Rodzaje mocowań • Rőgzítésmódok • Způsoby upevnění • Moduri de montare • Načini pričvršćenja • Τρόποι στερέωσης • Bağlantı türleri • 紧固类型	
	вверху глазок • góra - ucho • szem felől • nahoře oko • ochi superior • gore okce • επάνω τρύπα • üst göz • 上吊环
	вверху штифт • góra - trzpień • stift felől • nahoře kolík • štift superior • gore trn • επάνω πείρος • üst pim • 上销柱
	внизу глазок • dół - ucho • szem alul • dole oko • ochi inferior • dolje okce • κάτω τρύπα • alt göz • 下吊环
	внизу штифт • dół - trzpień • stift alul • dole kolík • štift inferior • dolje trn • κάτω πείρος • alt pim • 下销柱
	внизу мост • dół - mostek • híd alul • dole můstek • punte inferioră • dolje most • κάτω γέφυρα • alt köprü • 下桥式
	внизу пластина • dół - płyta • lemez alul • dole deska • placă inferioră • dolje ploča • κάτω πλάκα • alt plaka • 下板式
	внизу вилка • dół - widełki • villa alul • dole vidlice • furcă inferioră • dolje vilica • κάτω πιρούνι • alt çatal • 下叉臂

Категория • Categoria • Kategória • Kategorie • Categorie • Kategorija • Κατηγορία • Kategori • 目录	
	грузовой автомобиль / автомобиль-фургон • samochód ciężarowy/transportowy • tehergépkocsi / kisteherautó • nákladní / dodávková vozidla • autocamion / transporter • kamioni / transporteri • φορτηγό / όχημα μεταφορών • kamyon / van • 运输车辆
	автobус • autobus • busz • autobus • autobuz • autobusi • λεωφορείο • otobüs • 公交车辆
	амортизатор, опора кабины • tłumik, łozyskowanie kabiny kierowcy • csillapítótág, vezetdífülke-alátámasztás • tlumič(e), uložení kabiny řidiče • amortizoare, reazeme pentru cabina conducătorului • amortizeri, ležište vozačke kabine • αποσβεστήρας, έδραση θαλάμου οδήγησης • amortisör, sürücü kabini yatağı • 减振器, 驾驶室
	мосты / прицеп / полуприцеп для грузовых автомобилей • osie / przyczepy / naczepy • tengelyek / utánfutó / nyerges pótkocsi tehergépkocsihoz • nápravy / přívěsy / návěsy pro nákladní vozidla • axe / remorci / semiremorci pentru autocamioane • osovine / prikolice / poluprikolice za kamione • άξονες / ρυμούλκα / επικαθήμενο για φορτηγό • kamyon için yarı römork / römork / dingiller • 运输车辆的车轴/挂车/支撑架
Место установки • Miejsce montażu • Beépítési hely • Místo vestavy • Loc de montare • Mjesto ugradnje • Μέρος τοποθέτησης • Montaj yeri • 安装位置	
	передний мост • przednia oś • első tengely • přední náprava • punte față • prednja osovina • μπροστινός άξονας • ön dingil • 前轴
	задний мост • tylna oś • hátsó tengely • zadní náprava • punte spate • zadnja osovina • πίσω άξονας • arka dingil • 后轴
	вверху • góra • felül • nahoře • sus • gore • πάνω • üst • 上
	снаружи • zewnątrz • kívül • vně • exterior • vani • εξωτερικά • dış • 外部
	внутри • wewnątrz • belül • uvnitř • interior • unutra • εσωτερικά • iç • 内部
	слева • lewo • bal • vlevo • stânga • lijevo • αριστερά • sol • 左侧
	справа • prawo • jobb • vpravo • dreapta • desno • δεξιά • sağ • 右侧
	в центре • środek • középén • uprostřed • mijloc • sredina • στη μέση • orta • 中部
	поперек (наклонно) • po skosie • keresztben • napříč (šikmo) • transversal (oblic) • poprečno(dijagonalno) • εγκάρσια (λοξά) • çapraz • 斜装
	спереди • przód • elöl • vřředu • față • sprijeda • μπροστά • ön • 前
	сзади • tył • hátul • vzadu • spate • straga • πίσω • arka • 后
Данные о серийной ходовой части • Dane podwozia seryjnego • Sorozatgyártású futómű adatai • Údaje o sériovém podvozku • Date referitoare la șasiul de serie • Podaci uz serijski vozni postroj • Στοιχεία για την εργοστασιακή ανάρτηση • Seri şasi bilgileri • 车辆底盘信息	
ST	стандартная ходовая часть • podwozie standardowe • alapkivitelű futómű • standardní podvozek • șasiu standard • standardni vozni postroj • στάνταρ ανάρτηση • standart şasi • 标准底盘
	электронная регулировка амортизаторов • elektroniczna regulacja tłumika • elektronikus csillapítótág-szabályozás • elektronická regulace tlumiče • reglare electronică a suspensiei • elektronička regulácia amortizera • ηλεκτρονική ρύθμιση απόσβεσης • elektronik amortisör kontrolü • 电控阻尼控制
	внедорожное исполнение • zawieszenie terenowe • terepkivitel • terénny vybavení • suspensie off-road • izvedba za loše puteve • τύπος κακού οδοστρώματος • bozuk yol tipi • 越野悬架
	пониженная ходовая часть • podwozie obniżone • ültetett alváz • sníženému podvozku • șasiu coborât • spuštěni vozni postroj • πλαίσιο με χαμηλές ανάρτηση • alçak şasi • 深地板底盘
	стабилизатор • stabilizator • stabilizátor • stabilizátor • stabilizator • stabilizator • αντιστρεπτική • stabilizätör • 有稳定器
	увеличенный клиренс • zwiększony prześwit • megemelt padlómagasság • zvýšená světlá výška • gardă mare la sol • povečani razmak od tla • αυξημένη απόσταση από το έδαφος • artirilmiş yerden yükseklik • 高地板型号
OH	усиленная ходовая часть • podwozie wzmacnionie • megerősített alváz • zesílený podvozek • șasiu ranforsat • ojačani vozni postroj • ενισχυμένο πλαίσιο με ανάρτηση • takviyeli şasi • 加强型底盘
Указания к автомобилю • Informacje o pojeździe • Járműinformációk • Pokyny týkající se vozidla • Indicații despre autovehicul • Napomene uz vozilo • Υποδείξεις οχήματος • Taşıt uyarıları • 车辆说明	
	мост 1 • 1. oś • 1. tengely • 1. náprava • axa 1 • 1. osovina • 1ος άξονας • 1. dingil • 第一轴
	мост 2 • 2. oś • 2. tengely • 2. náprava • axa 2 • 2. osovina • 2ος άξονας • 2. dingil • 第二轴
	управляемый поддерживающий мост • os wleczona • hátulsó tengely • vlečená náprava • axă remorcă • prateća osovina iza pogonske • δευτερεύων άξονας • arka dingil • 后轴, 拖拽轴
(x2)	число на мост 2 • liczba na os 2 • mennyiség tengelyenként: 2 • počet na nápravu 2 • număr pe axa 2 • broj po osovini 2 • αριθμός ανά άξονα 2 • her dingil için adet 2 • 每2轴的数量
(x4)	число на мост 4 • liczba na os 4 • mennyiség tengelyenként: 4 • počet na nápravu 4 • număr pe axa 4 • broj po osovini 4 • αριθμός ανά άξονα 4 • her dingil için adet 4 • 每4轴的数量
	мост с листовыми рессорами • os resora piórowego • laprugós tengely • náprava s listovou pružinou • axă cu arc lamelar • osovina sa lisnatim oprugama • άξονας με ελατήρια ελασμάτων • yaprak yaylı dingil • 薄片弹簧轴
	параболическая рессора • resor paraboliczny • parabolarugó • parabolická pružina • arcuiri parabolice • parabolická opruga • παραβολικό ελατήριο • parabolik yay • 抛物线型弹簧
	трапециевидная рессора • resor trapezowy • trapézrugó • lichoběžníková pružina • arcuiri trapezoidale • trapezna opruga • ημιελλειπτικό ελατήριο • trapez yay • 梯形弹簧

Allgemeine Informationen

SACHS Markenprodukte garantieren Ihnen höchste Präzision und einwandfreie Funktion. Verlangen Sie deshalb immer die Original-Teile von SACHS.

Für Ihre Anforderungen benötigen wir die vollständige Bestellnummer, zum Beispiel:

SACHS Stoßdämpfer 124 567

In Zweifelsfällen geben Sie bitte auch Typenbezeichnung und Baujahr des Fahrzeugs an, für das der gewünschte Artikel bestimmt ist.


Alle Rechte vorbehalten. Vervielfältigungen oder die Mitbenutzung dieses Kataloges – auch auszugsweise – für die Erstellung eines Eigenkataloges sind ohne ausdrückliche Zustimmung unzulässig.

Ersatzteilenummern der Fahrzeughersteller dienen nur zu Vergleichszwecken. Eine Verwendung derartiger Angaben in Rechnungen an den Fahrzeugbesitzer ist nicht statthaft.

Die aktuellen allgemeinen Geschäftsbedingungen finden Sie unter www.zf.com/de/services/dokumente.



Sämtliche in diesem Katalog aufgeführten Produkte dürfen nur durch ausgebildetes Personal einer Kfz-Fachwerkstatt verbaut werden.



Elektronische Kataloge

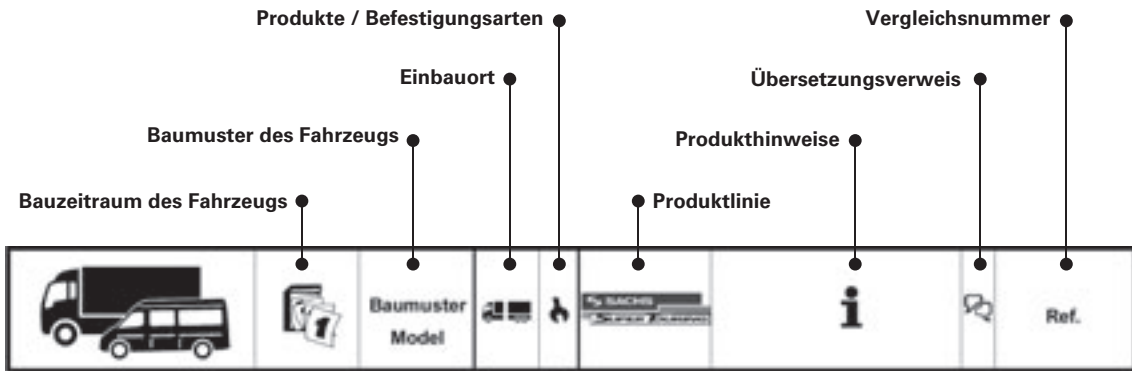
WebCat

- Online-Katalog im Internet unter www.zf.com/sachs/katalog

InCat

- Elektronischer Katalog auf DVD (Pkw und Nfz)

Katalogaufbau



MERCEDES-BENZ							
ACTROS 3340 - 3360 06.96 -							
3348	04.03 -	930.162-163			124 639	1.VA / 1st FA	(1) 006 323 33 00 006 323 39 00 006 323 40 00 006 323 74 00
					124 678	1.VA / 1st FA	(1) 005 323 96 00 006 323 73 00 007 323 14 00 958 323 08 00 958 323 09 00
					125 898	1.VA / 1st FA	(1) 005 323 97 00 006 323 21 00 006 323 72 00 375 323 01 00 958 323 05 00
					131 622	1.VA / 1st FA	(1) 006 323 54 00
					290 242	1.VA / 1st FA	(1) 006 323 45 00
					310 805	2.VA / 2nd FA	(2) 005 323 96 00 006 323 37 00 006 323 61 00
					124 376	oo	005 326 14 00 006 326 05 00
					311 669	oo	005 326 04 00
					124 567		005 326 09 00 005 326 57 00 005 326 58 00 005 326 59 00 005 326 63 00 006 326 67 00 958 323 54 00

General information

SACHS brand products guarantee you the highest precision and flawless function. For this reason, you should always insist on original parts from SACHS.

To fulfil your request, we need the complete order number, for example:

SACHS Shock absorber 124 567

In case of doubt, please give the type designation and year of manufacture of the car for which the desired part is intended.


All rights reserved. Duplication or joint use of this catalog – including excerpts – for creation of your own catalog is prohibited, unless approved in writing.

Replacement part numbers of the car's manufacturer serve only for purposes of comparison. Use of this type of designation in invoices to the vehicle's owner is not permitted.

For current terms and conditions see www.zf.com/de/services/documents.



The products listed in this catalog must be installed in a workshop by qualified personnel only.



Electronic catalog

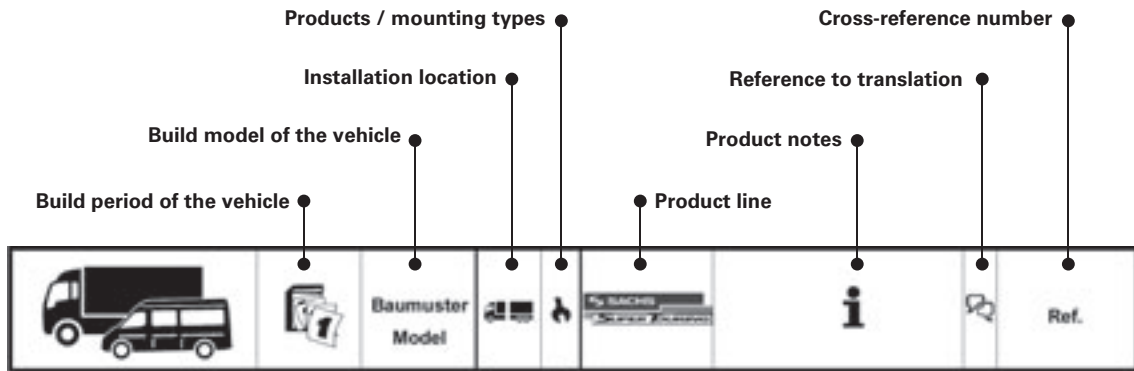
WebCat

- Online catalog on the internet at www.zf.com/sachs/catalog

InCat

- Electronic catalog on DVD (passenger cars and commercial vehicles)

Catalog layout



MERCEDES-BENZ							
ACTROS 3340 - 3360		06.96 -					
3348	04.03 -	930.162-163			124 639	1.VA / 1st FA	(1) 006 323 33 00 006 323 39 00 006 323 40 00 006 323 74 00
					124 678	1.VA / 1st FA	(1) 005 323 96 00 006 323 73 00 007 323 14 00 958 323 08 00 958 323 09 00
					125 898	1.VA / 1st FA	(1) 005 323 97 00 006 323 21 00 006 323 72 00 375 323 01 00 958 323 05 00
					131 622	1.VA / 1st FA	(1) 006 323 54 00
					290 242	1.VA / 1st FA	(1) 006 323 45 00
					310 805	2.VA / 2nd FA	(2) 005 323 95 00 006 323 37 00 006 323 61 00
					124 376	oo	005 326 14 00 006 326 05 00
					311 669	oo	005 326 04 00
					124 567		005 326 09 00 005 326 57 00 005 326 58 00 005 326 59 00 005 326 63 00 006 326 67 00 958 323 54 00

Information générale

Les produits de marque SACHS vous garantissent à la fois une extrême précision et un fonctionnement irréprochable. Exigez par conséquent dans tous les cas des pièces d'origine SACHS.

Pour répondre à votre demande, nous avons besoin du numéro de commande complet, exemple:

Amortisseur SACHS 124 567

En cas de doute, veuillez également indiquer le type et l'année de construction du véhicule auquel est destiné l'article souhaité.


Tous droits réservés. La reproduction ou l'utilisation – même partielle – de ce catalogue pour l'élaboration de son propre catalogue est interdite sans notre autorisation expresse.

Les numéros de pièces détachées des constructeurs de véhicules sont uniquement indiqués aux fins de comparaison. Le report de ces données sur les factures destinées au propriétaire du véhicule est illicite.

Vous trouverez les conditions générales sur Internet: www.zf.com/de/services/documents.



Tous les produits mentionnés dans ce catalogue doivent exclusivement être montés par le personnel formé d'un atelier automobile qualifié.



Catalogues électroniques

WebCat

- Catalogue en ligne à l'adresse www.zf.com/sachs/catalog

InCat

- Catalogue électronique sur DVD (VP et utilitaires)

DE

EN

FR

NL

ES

PT

IT

NO

SV

FI

RU

PL

HU

CS

RO

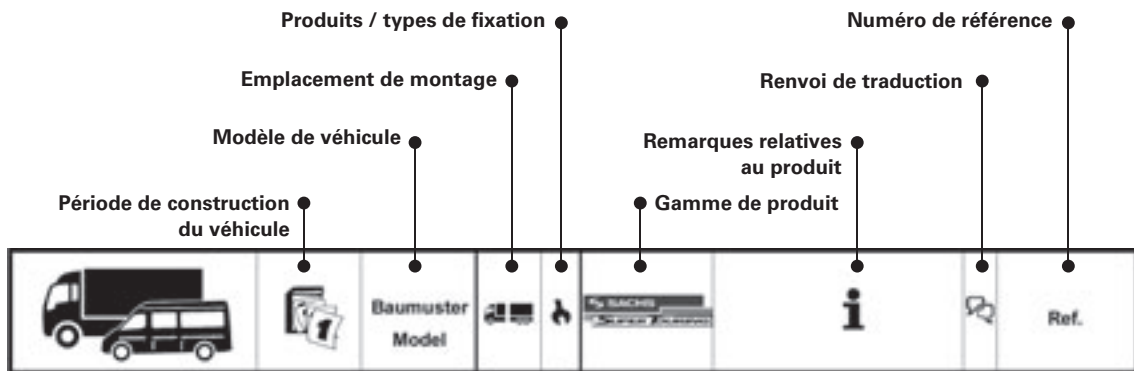
HR

EL

TR

ZH

Structure du catalogue



MERCEDÉS-BENZ							
ACTROS 3340 - 3360 06.96 -							
3348	04.03 -	930.162-163			124 639	1.VA / 1st FA	(1) 006 323 33 00 006 323 39 00 006 323 40 00 006 323 74 00
					124 678	1.VA / 1st FA	(1) 005 323 96 00 006 323 73 00 007 323 14 00 958 323 08 00 958 323 09 00
					125 898	1.VA / 1st FA	(1) 005 323 97 00 006 323 21 00 006 323 72 00 375 323 01 00 958 323 05 00
					131 622	1.VA / 1st FA	(1) 006 323 54 00
					290 242	1.VA / 1st FA	(1) 006 323 45 00
					310 805	2.VA / 2nd FA	(2) 005 323 95 00 006 323 37 00 006 323 61 00
					124 376	oo	005 326 14 00 006 326 05 00
					311 669	oo	005 326 04 00
					124 567		005 326 09 00 005 326 57 00 005 326 58 00 005 326 59 00 005 326 63 00 006 326 67 00 958 323 54 00

Traductions

- (1) 1er essieu avant
- (2) 2ème essieu avant
- (3) ABS 4 canaux
- (4) type d'essieu
- (5) charge d'essieu [lb]
- (6) charge d'essieu [t]
- (7) transmission intégrale
- (8) axe de transmission
- (9) chargement à 2,8 t ou 3,0 t
- (10) diamètre œillet : 40 mm
- (11) diamètre œillet : 50 mm
- (12) Avec ressort pneumatique Monroe intégré: remplacer intégralement amortisseur et soufflet à air.
- (13) désign. de l'essieu arrière: ADA
- (14) désign. de l'essieu arrière : ASA
- (15) ressort à lames
- (16) suspension étrier arrière
- (17) suspension de roue indépendante
- (18) cabine mi-longue
- (19) numéro de série de cabine
- (20) hauteur châssis 810 mm
- (21) hauteur châssis 850 mm
- (22) hauteur châssis 900 mm
- (23) hauteur châssis: standard
- (24) hauteur châssis: extra-bas (E)
- (25) hauteur châssis: élevé (H)
- (26) hauteur châssis: normal (N)
- (27) hauteur châssis: bas (L)
- (28) classe de châssis : C
- (29) classe de châssis : D
- (30) classe de châssis : G
- (31) classe de châssis : L
- (32) hauteur de translation : de 106 à 115 mm
- (33) hauteur de translation : de 131 à 150 mm
- (34) hauteur de translation : de 151 à 190 mm
- (35) hauteur de translation : de 171 à 190 mm
- (36) hauteur de translation : de 171 à 210 mm
- (37) hauteur de translation : de 186 à 245 mm
- (38) hauteur de translation : de 211 à 250 mm
- (39) hauteur de translation : de 231 à 250 mm
- (40) hauteur de translation : de 231 à 270 mm
- (41) hauteur de translation : de 251 à 270 mm
- (42) hauteur de translation : de 301 à 320 mm
- (43) hauteur de translation : de 321 à 360 mm
- (44) hauteur de translation : de 341 à 360 mm
- (45) largeur du véhicule 2300 mm

Traductions

- (46) dimension de la jante [pouces]
- (47) bus d'aéroport
- (48) gaz liquéfié (GPL)
- (50) autobus articulé avec essieu remorqué articulé
- (51) autobus articulé avec essieu remorqué rigide
- (52) cabine grande capacité
- (53) propulsion arrière
- (54) kit lourdes charges
- (55) hauteur [pouces]
- (56) camion à benne
- (57) bus familial
- (58) version confort
- (59) cabine courte
- (60) cabine longue
- (61) amortisseur à vérin
- (62) autobus de ligne
- (63) ressort pneumatique : comprend amortisseur et soufflet à air
- (64) soufflet à air et amortisseur donnent un ressort pneumatique compl.
- (65) version locale : Australie
- (66) version locale : Europe
- (67) version locale : Finlande
- (68) version locale : Grèce
- (69) version locale : Norvège
- (70) version locale : Portugal
- (71) version locale : Suède
- (72) version locale : Turquie
- (73) essieu central sous bride de cadre (FRH-310)
- (74) essieu central sous bride de cadre (FRH-330, 350)
- (75) essieu central sous bride de cadre (FRH-180, 200)
- (76) essieu central sous bride de cadre (FRH-220, 240)
- (77) essieu central sous bride de cadre (FRH-260)
- (78) essieu central jusqu'à flasque de roue inférieur
- (79) essieu central jusqu'à bride de cadre inférieure
- (80) type hauteur moyenne
- (81) véhicule de collecte des ordures ménagères
- (82) bus à plancher surbaissé
- (83) type bas
- (84) charge utile [kg]
- (85) pick-up
- (86) plateau
- (87) camion plate-forme / châssis
- (88) traverse
- (89) empattement [mm]
- (90) empattement jusqu'à [mm]
- (91) empattement depuis [mm]

Traductions

(92) hauteur de cadre : basse
(93) dégagement sous essieu normal
(94) autocar
(95) tracteur à sellette
(96) essieu relevable
(97) ressort hélicoïdal
(98) modèle spécial
(99) modèle spécial S-3855, S-3806, S-3784, S-6526
(100) largeur de voie arrière [en mm]
(101) essieu rigide
(102) palier de cabine à quatre points
(103) essieu guide
(104) palier de cabine à deux points
(105) à partir de charge d'essieu [t]
(106) pour balayeuses également
(107) pour contrôle continu d'amortissement CDC (Continuous Damping Control)
(108) jusqu'à la charge d'essieu [t]
(109) pour
(110) pour véhicules de camping
(111) pour bras de suspension triangulaire (VU)
(112) pour hauteur de châssis (véh. non chargé) [mm]
(113) pour véhicules avec ASR
(114) pour véhicules à toit élevé
(115) pour véhicules avec ressort avant renforcé
(116) pour véhicules sans suspension pneumatique sur l'essieu avant
(117) pour véhicules sans stabilisateur
(118) pour véhicules de lutte contre les incendies
(119) pour balayeuses
(120) pour ambulances
(121) haut centre de gravité de charge
(122) remplacer intégralement (devant et derrière)
(123) empattement court
(124) empattement long
(125) avec toit élevé
(126) avec stabilisateur d'essieu arrière
(127) avec suspension pneumatique arrière abaissable
(128) avec hauteur de toit moyenne
(129) avec toit bas
(130) avec poids total du véhicule réduit
(131) empattement moyen
(132) pas pour
(133) pas pour modèles
(134) pas pour double cabine
(135) pas pour dimensions de jantes [pouces]
(136) pas pour charge utile [kg]

DE

EN

FR

NL

ES

PT

IT

NO

SV

FI

RU

PL

HU

CS

RO

HR

EL

TR

ZH

Traductions

(137) cadre bas

(138) uniquement comme remplacement des n° OE indiqués

(139) sans ressort

(140) sans palier

(141) sans stabilisateur d'essieu arrière

(142) installation latérale

(143) standard

(144) ajustable

(145) en option HD pour 115 904

(146) en option HD pour 115 906

(147) en option HD pour 290 377

(148) en option, PDC (Pneumatic Damping Control) pour 123 868

(149) en option, PDC (Pneumatic Damping Control) pour 170 182

(150) poids total autorisé en charge [kg]

(151) Attention : Nos articles ne sont valides qu'en remplacement des numéros OE indiqués. La colonne "Réf." ne comprend qu'une partie des numéros OE. La liste complète des numéros de référence se trouve en annexe.

(152) Le tableau de mesure dans la représentation simplifiée sert exclusivement au référencement des pièces de rechange contenues dans ce catalogue. Les amortisseurs ne doivent en aucun cas être sélectionnés exclusivement sur la base de leurs dimensions, car des amortisseurs de dimensions extérieures identiques peuvent avoir des forces d'amortissement complètement différentes. Même un amortisseur aux dimensions extérieures correspondantes peut donc avoir des conséquences graves sur la sécurité du véhicule !

Algemene informatie

SACHS Merkproducten garanderen u maximale nauwkeurigheid en onberispelijke werking. Verlang daarom altijd de originele SACHS-onderdelen.

Voor uw eisen hebben wij het volledige bestelnummer nodig, bijvoorbeeld:

SACHS Stootdemper 124 567

In geval van twijfel vermeldt u a.u.b. ook de modelnaam en het bouwjaar van het voertuig, waarvoor het gewenste artikel bestemd is.


Alle rechten voorbehouden. Vermenigvuldigingen of het gebruik van deze catalogus – ook samengevat – voor het opstellen van een eigen catalogus zijn zonder nadrukkelijke toestemming niet geoorloofd.

Nummers van reserveonderdelen van de voertuigfabrikant dienen alleen ter vergelijking. Toepassing van dergelijke aanduidingen in rekeningen aan de eigenaar van het voertuig is niet toegestaan.

De actuele algemene handelsvoorwaarden vindt u onder www.zf.com/de/services/documents.



Alle in deze catalogus vermelde producten mogen alleen door opgeleid personeel van een autowerkplaats ingebouwd worden.



Elektronische catalogi

WebCat

- Online-catalogus op het internet onder www.zf.com/sachs/catalog

InCat

- Elektronische catalogus op dvd (personenauto en bedrijfsauto)

DE

EN

FR

NL

ES

PT

IT

NO

SV

FI

RU

PL

HU

CS

RO

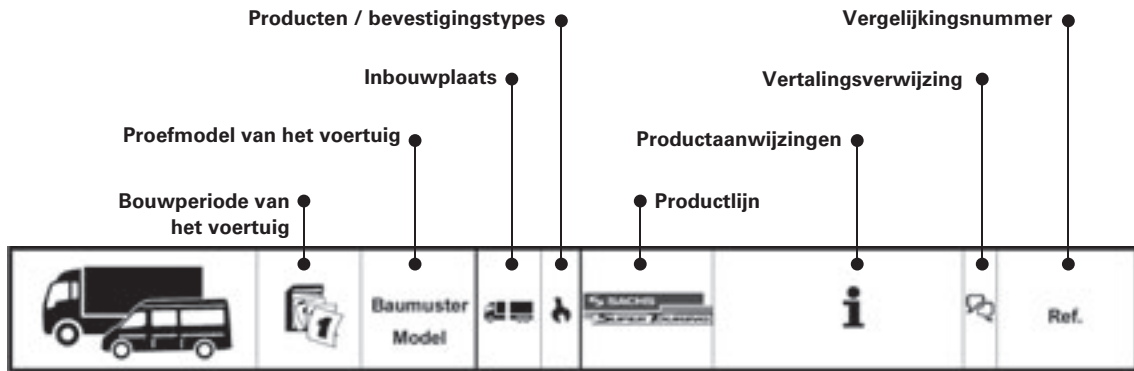
HR

EL

TR

ZH

Opbouw catalogus



MERCEDES-BENZ							
ACTROS 3340 - 3360 06.96 -							
3348	04.03 -	930.162-163			124 639	1.VA / 1st FA	(1) 006 323 33 00 006 323 39 00 006 323 40 00 006 323 74 00
					124 678	1.VA / 1st FA	(1) 005 323 96 00 006 323 73 00 007 323 14 00 958 323 08 00 958 323 09 00
					125 898	1.VA / 1st FA	(1) 005 323 97 00 006 323 21 00 006 323 72 00 375 323 01 00 958 323 05 00
					131 622	1.VA / 1st FA	(1) 006 323 54 00
					290 242	1.VA / 1st FA	(1) 006 323 45 00
					310 805	2.VA / 2nd FA	(2) 005 323 95 00 006 323 37 00 006 323 61 00
					124 376	oo	005 326 14 00 006 326 05 00
					311 669	oo	005 326 04 00
					124 567		005 326 09 00 005 326 57 00 005 326 58 00 005 326 59 00 005 326 63 00 006 326 67 00 958 323 54 00

Vertalingen

(1)	1e vooras
(2)	2e vooras
(3)	4-kanaals ABS
(4)	asuitvoering
(5)	aslast [lb]
(6)	aslast [t]
(7)	vierwielaandrijving
(8)	aangedreven as
(9)	verhoging belasting tot 2,8 t of 3,0 t
(10)	oog-diameter: 40 mm
(11)	oog-diameter: 50 mm
(12)	Bij gemonteerde Monroe luchtvering: schokdemper en luchtveerbalg volledig vervangen.
(13)	ref. van de achteras: ADA
(14)	ref. van de achteras: ASA
(15)	bladveer
(16)	beugelophanging achteraan
(17)	enkelwielophanging
(18)	cabine middellang
(19)	cabineserienummer
(20)	chassishoogte 810 mm
(21)	chassishoogte 850 mm
(22)	chassishoogte 900 mm
(23)	chassishoogte: standaard
(24)	chassishoogte: extra laag (E)
(25)	chassishoogte: hoog (H)
(26)	chassishoogte: normaal (N)
(27)	chassishoogte: laag (L)
(28)	chassisklasse: C
(29)	chassisklasse: D
(30)	chassisklasse: G
(31)	chassisklasse: L
(32)	rijhoogte 106 - 115 mm
(33)	rijhoogte 131 - 150 mm
(34)	rijhoogte 151 - 190 mm
(35)	rijhoogte 171 - 190 mm
(36)	rijhoogte 171 - 210 mm
(37)	rijhoogte 186 - 245 mm
(38)	rijhoogte 211 - 250 mm
(39)	rijhoogte 231 - 250 mm
(40)	rijhoogte 231 - 270 mm
(41)	rijhoogte 251 - 270 mm
(42)	rijhoogte 301 - 320 mm
(43)	rijhoogte 321 - 360 mm
(44)	rijhoogte 341 - 360 mm
(45)	voertuigbreedte 2300 mm

DE

EN

FR

NL

ES

PT

IT

NO

SV

FI

RU

PL

HU

CS

RO

HR

EL

TR

ZH

Vertalingen

(46) velgmaat [in]

(47) luchthavenbus

(48) liquefield petroleum gas (LPG)

(50) gelede bus met gestuurde naloopas

(51) gelede bus met vaste naloopas

(52) ruime cabine

(53) achterwielaandrijving

(54) hooglastpakket

(55) hoogte [duim]

(56) kiepauto

(57) combibus

(58) comfortuitvoering

(59) korte cabine

(60) lange cabine

(61) lift - schokdemper

(62) lijnbus

(63) luchtveer: bevat schokdemper en luchtveerbalg

(64) luchtveerbalg en schokdemper vormen een compl. luchtveer.

(65) landspecifieke uitvoering: Australië

(66) landspecifieke uitvoering: Europa

(67) landspecifieke uitvoering: Finland

(68) landspecifieke uitvoering: Griekenland

(69) landspecifieke uitvoering: Noorwegen

(70) landspecifieke uitvoering: Portugal

(71) landspecifieke uitvoering: Zweden

(72) landspecifieke uitvoering: Turkije

(73) middenas tot onder chassisflens (FRH-310)

(74) middenas tot onder chassisflens (FRH-330,350)

(75) middenas tot onder chassisflens (RRH-180,200)

(76) middenas tot onder chassisflens (RRH-220,240)

(77) middenas tot onder chassisflens (RRH-260)

(78) middenas tot onder wielflens

(79) middenas tot onder chassisflens

(80) middelhoge bouwwijze

(81) vuilniswagen

(82) lagevloerbus

(83) lage bouwwijzer

(84) laadvermogen [kg]

(85) pick-up

(86) open laadbak

(87) open laadbak / chassis

(88) dwarsligger

(89) wielbasis [mm]

(90) wielbasis tot [mm]

(91) wielbasis van [mm]

Vertalingen

(92)	chassishoogte laag
(93)	framehoogte normaal
(94)	tourbus
(95)	truck met oplegger
(96)	sleepas
(97)	schroefveer
(98)	speciale uitvoering
(99)	speciale uitvoering S-3855, S-3806, S-3784, S-6526
(100)	spoorbreedte achteraan [mm]
(101)	vaste as
(102)	vierpunt-cabinelagering
(103)	voorloopas
(104)	tweepunts-cabinelagering
(105)	vanaf aslast [t]
(106)	ook voor veegmachines
(107)	bji CDC dempers (Continuous Damping Control)
(108)	tot aslast [t]
(109)	voor
(110)	voor kampeervoertuigen
(111)	voor A-arm (utilitaire voertuigen)
(112)	voor chassishoogte (vtg. onbeladen) [mm]
(113)	voor voertuigen met ASR
(114)	voor voertuigen met verhoogd dak
(115)	voor voertuigen met verstevigde voorvering
(116)	voor voertuigen zonder luchtvering aan de vooras
(117)	voor voertuigen zonder stabilisator
(118)	voor brandweervoertuigen
(119)	voor veegmachines
(120)	voor ziekenwagens
(121)	hoog lastzwaartepunt
(122)	volledig vervangen (voor- en achteraan)
(123)	korte wielbasis
(124)	lange wielbasis
(125)	met hoog dak
(126)	met stabilisator aan de achteras
(127)	met verlaagbare luchtvering achteraan
(128)	met middelhoog dak
(129)	met laag dak
(130)	met gereduceerd totaal voertuiggewicht
(131)	gemiddelde wielstand
(132)	niet voor
(133)	niet voor type
(134)	niet voor dubbele cabine
(135)	niet voor velgdiameter [duim]
(136)	niet voor laadvermogen [kg]

Vertalingen

(137) laag chassis

(138) enkel als vervanging voor de vermelde OE-nummers

(139) zonder veer

(140) zonder lager

(141) zonder stabilisator aan de achteras

(142) zijdelingse inbouw

(143) standaard

(144) verstelbaar

(145) naar keuze HD voor 115 904

(146) naar keuze HD voor 115 906

(147) naar keuze HD voor 290 377

(148) naar keuze PDC (Pneumatic Damping Control) voor 123 868

(149) naar keuze PDC (Pneumatic Damping Control) voor 170 182

(150) max. totaalgewicht [kg]

(151) **Attentie:** Onze artikelen zijn alleen als vervanging voor de opgegeven OE-nummers geldig. In de kolom "Ref." is alleen een deel van de OE-nummers vermeld. De volledige lijst van alle vergelijkende nummers vindt u in de bijlage.

(152) De maattabel in deze vereenvoudigde vorm dient uitsluitend als verwijzing naar onderdeelnummers die in deze catalogus staan. De schokdempers mogen in geen geval uitsluitend op grond van de afmetingen worden gekozen, omdat ook bij dezelfde buitenmaten volledig verschillende dempingskrachten kunnen worden gegenereerd, zodat ook bij een schokdemper die op basis van de buitenmaten kan worden ingebouwd de veiligheid van het voertuig in gevaar kan komen!

Información general

Los productos de la marca SACHS le garantizan la más elevada precisión y un perfecto funcionamiento. Por eso exija siempre piezas originales de SACHS.

Para tramitar su solicitud necesitamos el número de pedido completo, por ejemplo:

SACHS Amortiguador 124 567

Por favor, en caso de duda indique también la designación de tipo y el año de construcción del vehículo para el que está destinado el artículo deseado.


Quedan reservados todos los derechos. Queda prohibida la reproducción o el uso de este catálogo (también de forma parcial) para la elaboración de un catálogo propio sin consentimiento expreso.

Los números de las piezas de recambio del fabricante sólo se usan para compararlos. No está permitido el empleo de este tipo de datos en las facturas emitidas al propietario del vehículo.

Puede encontrar las condiciones generales de contratación en www.zf.com/de/services/documents.



Los productos indicados en este catálogo sólo los puede montar el personal cualificado de un taller mecánico.



Catálogos electrónicos

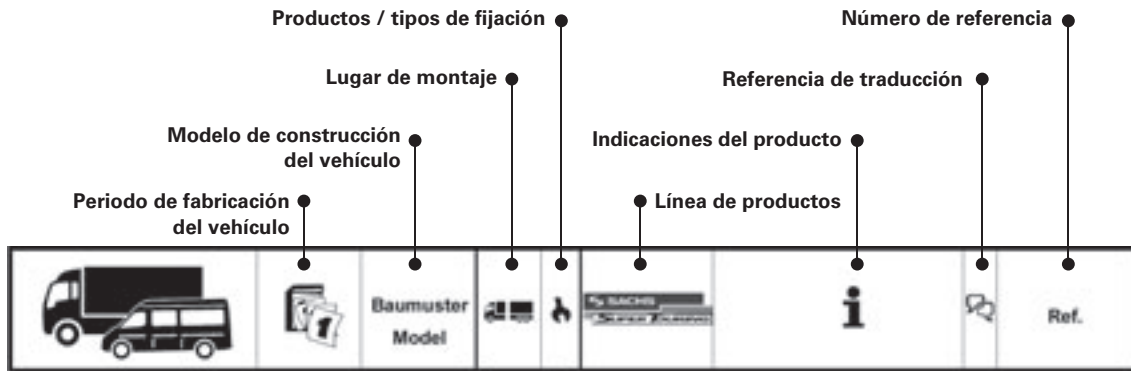
WebCat

- Catálogo en línea en Internet en la dirección www.zf.com/sachs/catalog

InCat

- Catálogo electrónico en DVD (para turismos y utilitarios)

Estructura del catálogo



MERCEDES-BENZ

ACTROS 3340 - 3360 06.96 -

3348	04.03 -	930.162-163						
					124 639	1.VA / 1st FA	(1)	006 323 33 00 006 323 39 00 006 323 40 00 006 323 74 00
					124 678	1.VA / 1st FA	(1)	005 323 96 00 006 323 73 00 007 323 14 00 958 323 08 00 958 323 09 00
					125 898	1.VA / 1st FA	(1)	005 323 97 00 006 323 21 00 006 323 72 00 375 323 01 00 958 323 05 00
					131 622	1.VA / 1st FA	(1)	006 323 54 00
					290 242	1.VA / 1st FA	(1)	006 323 45 00
					310 805	2.VA / 2nd FA	(2)	005 323 95 00 006 323 37 00 006 323 61 00
					124 376	oo		005 326 14 00 006 326 05 00
					311 669	oo		005 326 04 00
					124 567			005 326 09 00 005 326 57 00 005 326 58 00 005 326 59 00 005 326 63 00 006 326 67 00 958 323 54 00

Traducciones

- (1) 1er. eje delantero
- (2) 2º eje delantero
- (3) ABS de 4 canales
- (4) tipo de eje
- (5) carga de eje [kg]
- (6) carga de eje [t]
- (7) tracción a las cuatro ruedas
- (8) eje motor
- (9) aumento de la tara máxima a 2,8 t ó 3,0 t
- (10) diámetro del ojal: 40 mm
- (11) diámetro del ojal: 50 mm
- (12) Si lleva instalada una suspensión neumática Monroe: reemplazar completamente el amortiguador y el cojín neumático.
- (13) designación del eje trasero: ADA
- (14) designación del eje trasero: ASA
- (15) suspensión de ballesta
- (16) suspensión arqueada, detrás
- (17) suspensión independiente
- (18) cabina de longitud media
- (19) número de serie cabina
- (20) altura chasis 810 mm
- (21) altura chasis 850 mm
- (22) altura chasis 900 mm
- (23) altura de chasis: estándar
- (24) altura de chasis: extra bajo (E)
- (25) altura de chasis: alto (H)
- (26) altura de chasis: normal (N)
- (27) altura de chasis: bajo (L)
- (28) clase de chasis: C
- (29) clase de chasis: D
- (30) clase de chasis: G
- (31) clase de chasis: L
- (32) altura de recorrido 106 - 115 mm
- (33) altura de recorrido 131 - 150 mm
- (34) altura de recorrido 151 - 190 mm
- (35) altura de recorrido 171 - 190 mm
- (36) altura de recorrido 171 - 210 mm
- (37) altura de recorrido 186 - 245 mm
- (38) altura de recorrido 211 - 250 mm
- (39) altura de recorrido 231 - 250 mm
- (40) altura de recorrido 231 - 270 mm
- (41) altura de recorrido 251 - 270 mm
- (42) altura de recorrido 301 - 320 mm
- (43) altura de recorrido 321 - 360 mm
- (44) altura de recorrido 341 - 360 mm

DE

EN

FR

NL

ES

PT

IT

NO

SV

FI

RU

PL

HU

CS

RO

HR

EL

TR

ZH

Traducciones

- (45) vehículos con anchura de 2300 mm
- (46) tamaño de llantas [pulg.]
- (47) autobús para aeropuerto
- (48) gas líquido (LPG)
- (50) autobús articulado con eje remolcado direccional
- (51) autobús articulado con eje remolcado rígido
- (52) cabina grande
- (53) tracción trasera
- (54) paquete de carga elevada
- (55) altura [pulg.]
- (56) camión volquete
- (57) autobús multiuso
- (58) modelo de confort
- (59) cabina corta
- (60) cabina larga
- (61) elevador - amortiguador
- (62) autobús de línea
- (63) suspensión neumática: contiene amortiguador y cojín neumático
- (64) el módulo completo de suspensión neumática está formado por el amortiguador y el cojín neumático.
- (65) modelo por país: Australia
- (66) modelo por país: Europa
- (67) modelo por país: Finlandia
- (68) modelo por país: Grecia
- (69) modelo por país: Noruega
- (70) modelo por país: Portugal
- (71) modelo por país: Suecia
- (72) modelo por país: Turquía
- (73) eje intermedio hasta debajo de la brida del bastidor (FRH-310)
- (74) eje intermedio hasta debajo de la brida del bastidor (FRH-330,350)
- (75) eje intermedio hasta debajo de la brida del bastidor (RRH-180,200)
- (76) eje intermedio hasta debajo de la brida del bastidor (RRH-220,240)
- (77) eje intermedio hasta debajo de la brida del bastidor (RRH-260)
- (78) eje intermedio hasta brida inferior rueda
- (79) eje intermedio hasta brida inferior bastidor
- (80) tipo altura media
- (81) camión de la basura
- (82) autobús de piso bajo
- (83) tipo bajo
- (84) carga útil [kg]
- (85) pick-up
- (86) caja
- (87) caja / chasis
- (88) travesaño
- (89) distancia entre ejes [mm]
- (90) distancia entre ejes hasta [mm]

Traducciones

(91)	distancia entre ejes desde [mm]
(92)	altura del bastidor baja
(93)	altura del bastidor normal
(94)	autocar
(95)	tractor para semirremolque
(96)	eje de arrastre
(97)	muelle helicoidal
(98)	modelo especial
(99)	modelo especial S-3855, S-3806, S-3784, S-6526
(100)	anchura entre ruedas, detrás [mm]
(101)	eje rígido
(102)	apoyo de la cabina en cuatro puntos
(103)	eje de avance
(104)	apoyo de la cabina en dos puntos
(105)	desde carga de eje [t]
(106)	también para barrederas mecánicas
(107)	para amortiguadores CDC (Continuous Damping Control)
(108)	hasta carga eje [t]
(109)	para
(110)	para vehículos de camping
(111)	para brazo oscilante triangular (vehículos industriales)
(112)	para altura de chasis (vehículo vacío) [mm]
(113)	para vehículos con ASR
(114)	para vehículos con techo alto
(115)	para vehículos con muelle delantero reforzado
(116)	para vehículos sin suspensión neumática en eje delantero
(117)	para vehículos sin estabilizador
(118)	para camiones de bomberos
(119)	para barrederas mecánicas
(120)	para ambulancias
(121)	centro de gravedad de la carga elevado
(122)	reemplazar completamente (delante y detrás)
(123)	distancia corta entre ejes
(124)	distancia larga entre ejes
(125)	con techo alto
(126)	con estabilizador en el eje trasero
(127)	con suspensión neumática trasera que permite reducir altura
(128)	con techo de altura media
(129)	con techo bajo
(130)	con peso total del vehículo reducido
(131)	distancia entre ejes media
(132)	no para
(133)	no para modelos
(134)	no para cabina doble
(135)	no para tamaño de llantas [pulg.]

Traducciones

(136) no para carga útil [kg]

(137) bastidor bajo

(138) sólo como recambio para los n° OE indicados

(139) sin resorte

(140) sin cojinete

(141) sin estabilizador en el eje trasero

(142) montaje lateral

(143) estándar

(144) ajustable

(145) HD opcional para 115 904

(146) HD opcional para 115 905

(147) HD opcional para 290 376

(148) PDC opcional (Pneumatic Damping Control) para 123 868

(149) PDC opcional (Pneumatic Damping Control) para 170 182

(150) peso total autorizado [kg]

(151) Atención: Nuestros artículos sólo valen para reemplazar los números OE indicados. En la columna "Ref." sólo aparece una parte de los números OE. La lista completa de los números de referencia se encuentra en el anexo.

(152) La tabla de medidas de esta representación simplificada sirve únicamente como referencia de los números de las piezas de recambio que se incluyen en este catálogo. Los amortiguadores no deben elegirse únicamente en función del tamaño, puesto que dos amortiguadores distintos, a pesar de tener las mismas dimensiones exteriores, pueden generar unas fuerzas de amortiguación completamente diferentes. Es decir que incluso con un amortiguador que, en función de las dimensiones exteriores, aparentemente se podría montar, la seguridad del vehículo puede verse considerablemente mermada.

Informação geral

Os produtos da marca SACHS garantem a mais elevada precisão e funcionamento perfeito. Utilize, por isso, sempre as peças originais da SACHS.

Necessitamos do número de encomenda completo para processar o seu pedido, por exemplo:

Amortecedor SACHS 124 567

Em caso de dúvida, indique também a designação do tipo e o ano de construção do veículo, para o qual o artigo se destina.


Todos os direitos reservados. A reprodução ou utilização ou a partilha deste catálogo – total ou parcial – para a elaboração de um catálogo próprio não são permitidas sem autorização expressa.

Os números das peças sobressalentes do fabricante de veículos servem apenas para fins de comparação. Não é permitida a utilização dos dados desse tipo em facturas emitidas ao dono do veículo.

As condições gerais de venda actuais podem ser consultadas em www.zf.com/de/services/documents.



Qualquer produto apresentado neste catálogo apenas pode ser montado por pessoal devidamente formado de uma oficina de veículos especializada.



Catálogo electrónico

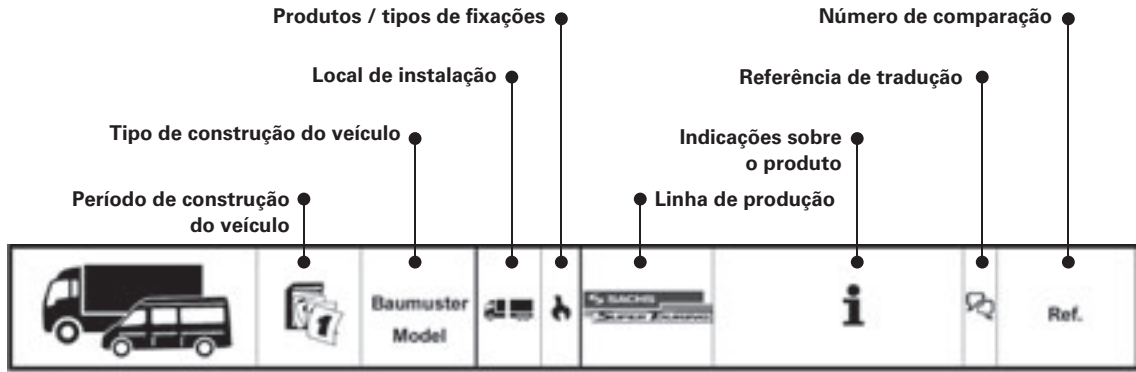
WebCat

- Catálogo online na Internet, em www.zf.com/sachs/catalog

InCat

- Catálogo electrónico em DVD (veículos ligeiros de passageiros e veículos comerciais)

Estrutura do catálogo



MERCEDES-BENZ							
ACTROS 3340 - 3360 06.96 -							
3348	04.03 -	930.162-163			124 639	1.VA / 1st FA	(1) 006 323 33 00 006 323 39 00 006 323 40 00 006 323 74 00
					124 678	1.VA / 1st FA	(1) 005 323 96 00 006 323 73 00 007 323 14 00 958 323 08 00 958 323 09 00
					125 898	1.VA / 1st FA	(1) 005 323 97 00 006 323 21 00 006 323 72 00 375 323 01 00 958 323 05 00
					131 622	1.VA / 1st FA	(1) 006 323 54 00
					290 242	1.VA / 1st FA	(1) 006 323 45 00
					310 805	2.VA / 2nd FA	(2) 005 323 95 00 006 323 37 00 006 323 61 00
					124 376	oo	005 326 14 00 006 326 05 00
					311 669	oo	005 326 04 00
					124 567		005 326 09 00 005 326 57 00 005 326 58 00 005 326 59 00 005 326 63 00 006 326 67 00 006 326 74 00

Traduções

- (1) ED 1
- (2) ED 2
- (3) ABS de 4 canais
- (4) tipo de eixo
- (5) carga sobre o eixo [lb]
- (6) carga sobre o eixo [t]
- (7) tracção integral
- (8) eixo motriz
- (9) capacidade de carga 2,8 t ou 3,0 t
- (10) diâmetro do olhal: 40 mm
- (11) diâmetro do olhal: 50 mm
- (12) Com suspensão pneumática Monroe montada: substituir completamente amortecedor e fole de amortecimento pneumático.
- (13) designação do eixo traseiro: ADA
- (14) designação do eixo traseiro: ASA
- (15) mola de folha
- (16) apoio da suspensão traseira
- (17) suspensão da roda independente
- (18) cabina do condutor de comprimento médio
- (19) número de série da cabina do condutor
- (20) altura de chassis 810 mm
- (21) altura de chassis 850 mm
- (22) altura de chassis 900 mm
- (23) altura do chassis: standard
- (24) altura do chassis: extra baixo (E)
- (25) altura do chassis: alto (H)
- (26) altura do chassis: normal (N)
- (27) altura do chassis: baixo (L)
- (28) classe de chassis: C
- (29) classe de chassis: D
- (30) classe de chassis: G
- (31) classe de chassis: L
- (32) altura de condução 106 - 115 mm
- (33) altura de condução 131 - 150 mm
- (34) altura de condução 151 - 190 mm
- (35) altura de condução 171 - 190 mm
- (36) altura de condução 171 - 210 mm
- (37) altura de condução 186 - 245 mm
- (38) altura de condução 211 - 250 mm
- (39) altura de condução 231 - 250 mm
- (40) altura de condução 231 - 270 mm
- (41) altura de condução 251 - 270 mm
- (42) altura de condução 301 - 320 mm
- (43) altura de condução 321 - 360 mm
- (44) altura de condução 341 - 360 mm

DE

EN

FR

NL

ES

PT

IT

NO

SV

FI

RU

PL

HU

CS

RO

HR

EL

TR

ZH

Traduções

(45)	largura do veículo 2300 mm
(46)	tamanho das jantes
(47)	autocarros de aeroportos
(48)	gás líquido (GPL)
(50)	autocarro articulado com eixo de arrasto direcionável
(51)	autocarro articulado com eixo de arrasto fixo
(52)	cabina do condutor de grandes dimensões
(53)	tracção traseira
(54)	pacote para elevada capacidade de carga
(55)	altura [polegadas]
(56)	camião com caixa basculante
(57)	autocarro combinado
(58)	execução tipo "conforto"
(59)	cabina do condutor curta
(60)	cabina do condutor comprida
(61)	amortecedor Lift
(62)	autocarro urbano
(63)	suspensão pneumática: contém amortecedor e fole de amortecimento pneumático
(64)	o fole de amortecimento pneumático e o amortecedor constituem uma suspensão pneumática completa.
(65)	versão para país: Austrália
(66)	versão para país: Europa
(67)	versão para país: Finlândia
(68)	versão para país: Grécia
(69)	versão para país: Noruega
(70)	versão para país: Portugal
(71)	versão para país: Suécia
(72)	versão para país: Turquia
(73)	eixo central até abaixo do flange da armação (FRH-310)
(74)	eixo central até abaixo do flange da armação (FRH-330,350)
(75)	eixo central até abaixo do flange da armação (RRH-180,200)
(76)	eixo central até abaixo do flange da armação (RRH-220,240)
(77)	eixo central até abaixo do flange da armação (RRH-260)
(78)	eixo central até debaixo do flange da roda
(79)	eixo central até debaixo do flange da armação
(80)	tipo de construção semi-alta
(81)	veículo de resíduos
(82)	autocarro de piso rebaixado
(83)	tipo de construção baixa
(84)	carga útil [kg]
(85)	pick-up
(86)	caixa aberta
(87)	caixa aberta/chassi
(88)	longarina transversal
(89)	distância entre eixos [mm]
(90)	distância entre eixos até [mm]

Traduções

(91)	distância entre eixos de [mm]
(92)	altura da armação baixa
(93)	altura do estrutura normal
(94)	autocarro de turismo
(95)	tractor para semi-reboque
(96)	eixo de arrasto
(97)	mola helicoidal
(98)	versão especial
(99)	versão especial S-3855, S-3806, S-3784, S-6526
(100)	largura entre rodas traseira [mm]
(101)	eixo rígido
(102)	apoio da cabina do condutor de quatro pontos
(103)	eixo morto
(104)	apoio da cabina do condutor de dois pontos
(105)	a partir de carga sobre o eixo de [t]
(106)	também para máquinas de varrer
(107)	com amortecedores CDC (Continuous Damping Control)
(108)	carga sobre o eixo até [t]
(109)	para
(110)	para veículos de campismo
(111)	para triângulo da direcção (veículos comerciais)
(112)	para altura do chassi (veículo sem carga) [mm]
(113)	para veículos com ASR
(114)	para veiculos com tecto alto
(115)	para veículos com mola dianteira reforçada
(116)	para veículos sem suspensão pneumática no eixo dianteiro
(117)	para veiculos sem estabilizador
(118)	para veículos de bombeiros
(119)	para máquinas de varrer
(120)	para ambulâncias
(121)	centro de carga elevado
(122)	substituir completamente (à frente e atrás)
(123)	distância entre os eixos curta
(124)	distância entre os eixos longa
(125)	com tejadilho alto
(126)	com estabilizador no eixo traseiro
(127)	com suspensão pneumática baixável atrás
(128)	com tejadilho semi-elevado
(129)	com tejadilho baixo
(130)	com peso reduzido do veículo
(131)	distância média entre eixos
(132)	não para
(133)	não para tipo de construção
(134)	não para cabine dupla
(135)	não para dimensões de jante [polegadas]

Traduções

(136) não para carga útil [kg]

(137) armação baixa

(138) apenas como substituição para n.º OE indicado

(139) sem mola

(140) sem suporte

(141) sem estabilizador no eixo traseiro

(142) montagem lateral

(143) de série

(144) regulável

(145) à escolha HD para 115 904

(146) à escolha HD para 115 906

(147) à escolha HD para 290 377

(148) à escolha PDC (Pneumatic Damping Control) para 123 868

(149) à escolha PDC (Pneumatic Damping Control) para 170 182

(150) peso total autorizado [kg]

(151) Atenção: Os nossos artigos são válidos apenas como substituição para os números OE acima indicados. Na coluna "Ref." está apenas apresentado uma parte dos números OE. A listagem completa de todos os números de comparação podem ser consultados no anexo.

(152) A tabela de medidas nesta visualização simplificada serve exclusivamente para a referência de números de peças sobresselentes incluídos neste catálogo. Os amortecedores não podem, em nenhum caso, ser escolhidos exclusivamente com base nas dimensões, uma vez que as forças de amortecimento geradas podem ser completamente diferentes, mesmo no caso de dimensões totais iguais. A segurança do veículo ficaria assim gravemente afectada, mesmo no caso de um amortecedor que possa ser montado de acordo com as dimensões totais!

Informazioni generali

I prodotti SACHS vi garantiscono la massima precisione e un funzionamento ineccepibile. Richiedete quindi sempre i pezzi originali SACHS.

Per le vostre richieste necessitiamo del numero di ordinazione completo, ad esempio:

ammortizzatore SACHS 124 567

In caso di dubbio, indicate anche il modello e l'anno di costruzione del veicolo a cui è destinato l'articolo desiderato.


Tutti i diritti riservati. Riproduzioni o il coutilizzo, anche parziali, del presente catalogo per la realizzazione di un catalogo proprio non sono consentiti senza previo consenso.

I numeri dei pezzi di ricambio del costruttore del veicolo sono indicati esclusivamente a scopo comparativo. Non è consentito utilizzare tali indicazioni nelle fatture destinate ai proprietari dei veicoli.

Le attuali condizioni generali di contratto sono indicate in www.zf.com/de/services/documents.



Tutti i prodotti riportati in questo catalogo possono essere impiegati solo dal personale qualificato di una autofficina.



Catalogo elettronico

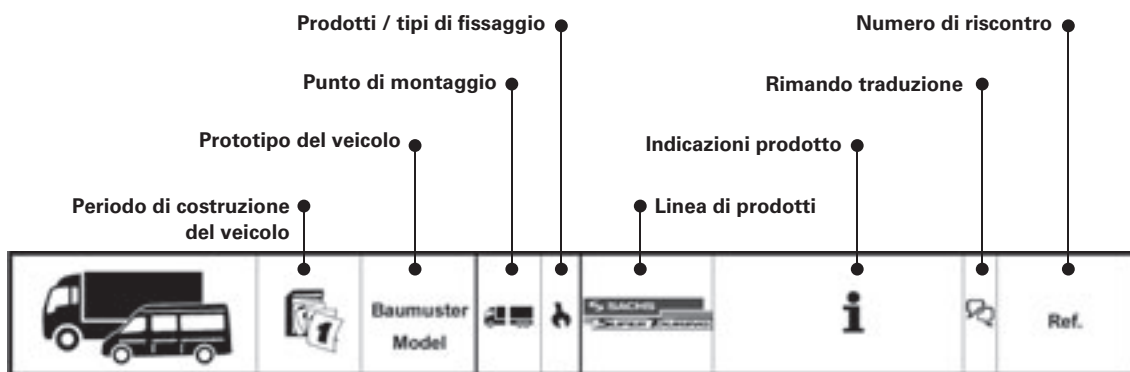
WebCat

- Catalogo on-line disponibile in Internet alla pagina www.zf.com/sachs/catalog

InCat

- Catalogo elettronico su DVD (autovetture e veicoli commerciali)

Struttura del catalogo



MERCEDÉS-BENZ							
ACTROS 3340 - 3360 06.96 -							
3348	04.03 -	930.162-163			124 639	1.VA / 1st FA	(1) 006 323 33 00 006 323 39 00 006 323 40 00 006 323 74 00
					124 678	1.VA / 1st FA	(1) 005 323 96 00 006 323 73 00 007 323 14 00 958 323 08 00 958 323 09 00
					125 898	1.VA / 1st FA	(1) 005 323 97 00 006 323 21 00 006 323 72 00 375 323 01 00 958 323 05 00
					131 622	1.VA / 1st FA	(1) 006 323 54 00
					290 242	1.VA / 1st FA	(1) 006 323 45 00
					310 805	2.VA / 2nd FA	(2) 005 323 95 00 006 323 37 00 006 323 61 00
					124 376	oo	005 326 14 00 006 326 05 00
					311 669	oo	005 326 04 00
					124 567		005 326 09 00 005 326 57 00 005 326 58 00 005 326 59 00 005 326 63 00 006 326 67 00 958 323 54 00

Traduzioni

- (1) 1. asse ant.
- (2) 2. asse ant.
- (3) ABS a 4 canali
- (4) versione assale
- (5) carico per assale [lb]
- (6) carico per assale [t]
- (7) 4 ruote motrici
- (8) asse motore
- (9) carico fino a 2,8 t o 3,0 t
- (10) diametro occhione: 40 mm
- (11) diametro occhione: 50 mm
- (12) Se è montata una molla Monroe: sostituire completamente ammortizzatore e soffietto.
- (13) in rif. all'assale posteriore: ADA
- (14) in rif. all'assale posteriore: ASA
- (15) molla a lamina
- (16) sospensione posteriore a traversa
- (17) sospensione a ruote indipendenti
- (18) cabina di guida di media lunghezza
- (19) numero di serie cabina
- (20) altezza telaio 810 mm
- (21) altezza telaio 850 mm
- (22) altezza telaio 900 mm
- (23) altezza telaio: standard
- (24) altezza telaio: extra basso (E)
- (25) altezza telaio: alto (H)
- (26) altezza telaio: normale (N)
- (27) altezza telaio: basso (L)
- (28) classe autotelaio: C
- (29) classe autotelaio: D
- (30) classe autotelaio: G
- (31) classe autotelaio: L
- (32) altezza di marcia 106 - 115 mm
- (33) altezza di marcia 131 - 150 mm
- (34) altezza di marcia 151 - 190 mm
- (35) altezza di marcia 171 - 190 mm
- (36) altezza di marcia 171 - 210 mm
- (37) altezza di marcia 186 - 245 mm
- (38) altezza di marcia 211 - 250 mm
- (39) altezza di marcia 231 - 250 mm
- (40) altezza di marcia 231 - 270 mm
- (41) altezza di marcia 251 - 270 mm
- (42) altezza di marcia 301 - 320 mm
- (43) altezza di marcia 321 - 360 mm
- (44) altezza di marcia 341 - 360 mm
- (45) larghezza veicolo 2300 mm

DE

EN

FR

NL

ES

PT

IT

NO

SV

FI

RU

PL

HU

CS

RO

HR

EL

TR

ZH

Traduzioni

(46) misura cerchioni [pollici]

(47) navetta aeroportuale

(48) gas liquido (LPG)

(50) autosnodato con assale portante articolato

(51) autosnodato con assale portante rigido

(52) cabina di guida grande

(53) trazione posteriore

(54) pacchetto alto carico

(55) altezza [pollici]

(56) ribaltabile

(57) autobus per servizio promiscuo

(58) versione comfort

(59) cabina di guida corta

(60) cabina di guida lunga

(61) ammortizzatore - sollevatore

(62) bus di linea

(63) molla pneumatica: contiene ammortizzatore e soffietto

(64) molla ad aria ed ammortizzatore compongono una molla pneumatica completa.

(65) modello p. paesi: Australia

(66) modello p. paesi: Europa

(67) modello p. paesi: Finlandia

(68) modello p. paesi: Grecia

(69) modello p. paesi: Norvegia

(70) modello p. paesi: Portogallo

(71) modello p. paesi: Svezia

(72) modello p. paesi: Turchia

(73) asse intermedio fino a sotto la flangia del telaio (FRH-310)

(74) asse intermedio fino a sotto la flangia del telaio (FRH-330,350)

(75) asse intermedio fino a sotto la flangia del telaio (RRH-180,200)

(76) asse intermedio fino a sotto la flangia del telaio (RRH-220,240)

(77) asse intermedio fino a sotto la flangia del telaio (RRH-260)

(78) asse intermedio fino alla flangia portaruota inferiore

(79) asse intermedio fino alla flangia del telaio inferiore

(80) modalità costruttiva di media altezza

(81) veicolo della nettezza urbana

(82) bus a pianale ribassato

(83) modalità costruttiva bassa

(84) carico utile [kg]

(85) pick-up

(86) pianale piatto

(87) pianale piatto / telaio

(88) traversa

(89) passo ruote [mm]

(90) passo ruote sino (mm)

(91) passo ruote da [mm]

Traduzioni

- (92) altezza telaio bassa
- (93) altezza telaio normale
- (94) pullman
- (95) motrice per semirimorchio
- (96) assale portante
- (97) molla elicoidale
- (98) versione speciale
- (99) versione speciale S-3855, S-3806, S-3784, S-6526
- (100) carreggiata post. (mm)
- (101) assale rigido
- (102) cabina di guida con supporto a quattro punti
- (103) terzo asse portante
- (104) cabina di guida con supporto a due punti
- (105) da carico per assale [t]
- (106) anche per spazzatrici
- (107) in ammortizzatori CDC (Continuous Damping Control)
- (108) fino al peso assale [t]
- (109) per
- (110) per camper (caravan)
- (111) per trapezio (veicolo commerciale)
- (112) per altezza telaio (veicolo vuoto) (mm)
- (113) per veicoli con ASR
- (114) per veicoli con tetto alto
- (115) per veicoli con molla anteriore rinforzata
- (116) per veicoli senza sospensioni pneumatiche sull'asse anteriore
- (117) per veicoli senza stabilizzatore
- (118) per veicoli dei Vigili del fuoco
- (119) per spazzatrici
- (120) per ambulanza
- (121) baricentro di carico alto
- (122) sostituire completamente (ant. e post.)
- (123) passo ruote corto
- (124) passo ruote lungo
- (125) con tetto alto
- (126) con lo stabilizzatore all'asse anteriore
- (127) con sospensioni pneumatiche posteriori reclinabili
- (128) con tetto di media altezza
- (129) con tetto basso
- (130) con peso complessivo del veicolo ridotto
- (131) passo ruote medio
- (132) non per
- (133) non per modello
- (134) non per cabina doppia
- (135) non per misura cerchioni [pollici]
- (136) non per portata utile [kg]

DE

EN

FR

NL

ES

PT

IT

NO

SV

FI

RU

PL

HU

CS

RO

HR

EL

TR

ZH

Traduzioni

(137) telaio basso

(138) solo come ricambio per il numero OE indicato

(139) senza molla

(140) senza cuscinetto

(141) senza lo stabilizzatore all'assale posteriore

(142) montaggio laterale

(143) di serie

(144) regolabile

(145) a scelta HD per 115 904

(146) a scelta HD per 115 906

(147) a scelta HD per 290 377

(148) a scelta PDC (Pneumatic Damping Control) per 123 868

(149) a scelta PDC (Pneumatic Damping Control) per 170 182

(150) peso comples. consentito [kg]

(151) Attenzione: I nostri articoli sono validi solo come ricambi per i numeri OE indicati. Nella colonna "Ref." è riportata solo una parte dei numeri OE. L'elenco completo di tutti i numeri di riscontro si trova in appendice.

(152) La tabella dimensionale riportata in questa rappresentazione semplificata serve esclusivamente come riferimento per i codici identificativi dei ricambi contenuti nel presente catalogo. La scelta degli ammortizzatori non deve avvenire in nessun caso unicamente sulla base delle dimensioni poiché, anche a parità di dimensioni esterne, la relativa capacità di ammortizzazione può essere completamente diversa rischiando così di compromettere seriamente la sicurezza del veicolo.

Generell informasjon

SACHS merkeprodukter garanterer deg absolutt nøyaktighet og feilfri funksjon. Forlang derfor alltid originale deler fra SACHS.

For dine fordringer behøver vi komplett bestillingsnummer, for eksempel:

SACHS støtdemper 124 567

Hvis du er i tvil angir du også typebetegnelsen og kjøretøyets byggår som artikkelen er bestemt for.


Med forbehold om alle rettigheter. Mangfoldiggjøring eller bruk av denne katalogen – også delvis – for produksjon av egenkataloger er ikke tillatt uten uttrykkelig tillatelse.

Reservedelsnummer til kjøretøysprodusenten brukes kun til sammenligningsformål. Det skal ikke brukes slike angivelser i regningene til kjøretøyeieren.

Gjeldende generelle forretningsvilkår finner du på www.zf.com/de/services/documents.



Alle produkter i denne katalogen må kun monteres av personell ved et bilverksted med relevant utdanning.



Elektroniske kataloger

WebCat

- Online katalog på Internett under www.zf.com/sachs/catalog

InCat

- Elektronisk katalog på DVD (personbiler og nyttekjøretøy)

DE

EN

FR

NL

ES

PT

IT

NO

SV

FI

RU

PL

HU

CS

RO

HR

EL

TR

ZH

DE

EN

FR

NL

ES

PT

IT

NO

SV

FI

RU

PL

HU

CS

RO

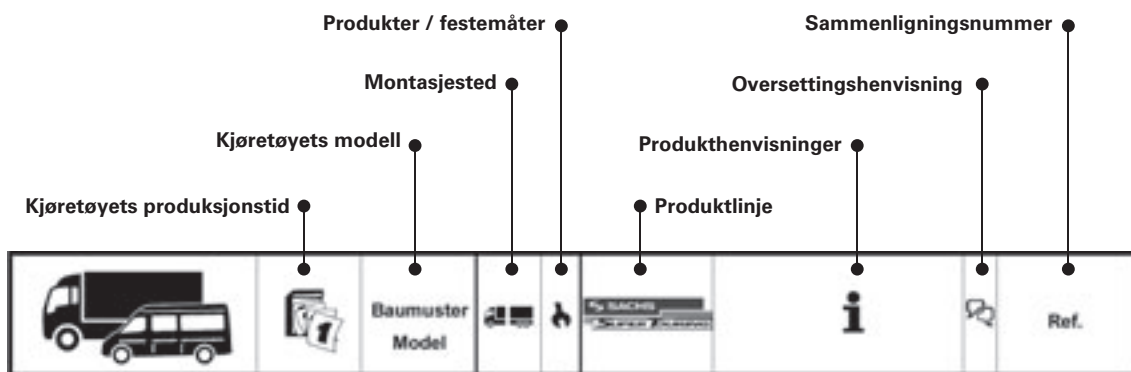
HR

EL

TR

ZH

Katalogoppbygging



MERCEDÉS-BENZ							
ACTROS 3340 - 3360 06.96 -							
3348	04.03 -	930.162-163			124 639	1.VA / 1st FA	(1) 006 323 33 00 006 323 39 00 006 323 40 00 006 323 74 00
					124 678	1.VA / 1st FA	(1) 005 323 96 00 006 323 73 00 007 323 14 00 958 323 08 00 958 323 09 00
					125 898	1.VA / 1st FA	(1) 005 323 97 00 006 323 21 00 006 323 72 00 375 323 01 00 958 323 05 00
					131 622	1.VA / 1st FA	(1) 006 323 54 00
					290 242	1.VA / 1st FA	(1) 006 323 45 00
					310 805	2.VA / 2nd FA	(2) 005 323 96 00 006 323 37 00 006 323 61 00
					124 376	oo	005 326 14 00 006 326 05 00
					311 669	oo	005 326 04 00
					124 567	oo	005 326 09 00 005 326 57 00 005 326 58 00 005 326 59 00 005 326 63 00 006 326 67 00 958 323 54 00

Øversettelser

(1)	1.FA
(2)	2.FA
(3)	4-kanals ABS
(4)	akselversjon
(5)	akselast [lb]
(6)	akselast [t]
(7)	firehjulsdrift
(8)	drivaksel
(9)	totalvekt p 2,8 t eller 3,0 t
(10)	ye-diameter: 40 mm
(11)	ye-diameter: 50 mm
(12)	Ved innebygd Monroe luftfjr: sttdemper og luftfjrbelg skiftes helt.
(13)	betegn. p bakakslingen: ADA
(14)	betegn. p bakakslingen: ASA
(15)	bladfjr
(16)	byleoppheng bak
(17)	uavhengig hjuloppheng
(18)	middels langt førerhus
(19)	serienummer førerhus
(20)	chassishyde 810 mm
(21)	chassishyde 850 mm
(22)	chassishyde 900 mm
(23)	chassishyde: standard
(24)	chassishyde: ekstra dyp (E)
(25)	chassishyde: hyde (H)
(26)	chassishyde: normal (N)
(27)	chassishyde: dyp (L)
(28)	chassisklasse: C
(29)	chassisklasse: D
(30)	chassisklasse: G
(31)	chassisklasse: L
(32)	kjrehyde 106 - 115 mm
(33)	kjrehyde 131 - 150 mm
(34)	kjrehyde 151 - 190 mm
(35)	kjrehyde 171 - 190 mm
(36)	kjrehyde 171 - 210 mm
(37)	kjrehyde 186 - 245 mm
(38)	kjrehyde 211 - 250 mm
(39)	kjrehyde 231 - 250 mm
(40)	kjrehyde 231 - 270 mm
(41)	kjrehyde 251 - 270 mm
(42)	kjrehyde 301 - 320 mm
(43)	kjrehyde 321 - 360 mm
(44)	kjrehyde 341 - 360 mm
(45)	kjretybredde 2300 mm

DE

EN

FR

NL

ES

PT

IT

NO

SV

FI

RU

PL

HU

CS

RO

HR

EL

TR

ZH

Översättelser

(46) felgstørrelse [tomme]

(47) flybuss

(48) flytende gass (LPG)

(50) leddbuss med leddet boggi

(51) leddbuss med boggi

(52) stort førerhus

(53) bakshjulsdrift

(54) høylastpakke

(55) høyde [tomme]

(56) lastebil med tipp

(57) kombibuss

(58) komfortutrustning

(59) kort førerhus

(60) langt førerhus

(61) heis- støtdemper

(62) linjebuss

(63) luftfjær: inneholder støtdemper og luftfjærbelg

(64) luftfjærbelg og støtdemper gir en kompl. luftfjær.

(65) landsversjon: Australia

(66) landsversjon: Europa

(67) landsversjon: Finland

(68) landsversjon: Hellas

(69) landsversjon: Norge

(70) landsversjon: Portugal

(71) landsversjon: Sverige

(72) landsversjon: Tyrkia

(73) mellomaksel til under rammeflens (FRH-310)

(74) mellomaksel til under rammeflens (FRH-330,350)

(75) mellomaksel til under rammeflens (RRH-180,200)

(76) mellomaksel til under rammeflens (RRH-220,240)

(77) mellomaksel til under rammeflens (RRH-260)

(78) mellomaksel til nedre hjulflens

(79) mellomaksel til nedre rammeflens

(80) middels høy konstruksjon

(81) søppelbil

(82) buss med lavt gulv

(83) lav konstruksjon

(84) nyttelast [kg]

(85) pick-up

(86) åpen lastebil

(87) åpen lastebil / chassis

(88) travers

(89) hjulavstand [mm]

(90) hjulavstand til [mm]

(91) hjulavstand fra [mm]

Oversettelser

- (92) lav rammehøyde
- (93) rammehøyde normal
- (94) turbuss
- (95) trekkvogn
- (96) slepeaksel
- (97) spiralfjær
- (98) spesialutgave
- (99) spesialutgave S-3855, S-3806, S-3784, S-6526
- (100) sporvidde bak [mm]
- (101) stiv aksel
- (102) firepunkts førerhuslagring
- (103) boggi
- (104) topunkts førerhuslagring
- (105) fra aksellast [t]
- (106) også for feiemaskiner
- (107) ved CDC-dempere (Continuous Damping Control)
- (108) til akselbelastning [t]
- (109) for
- (110) for campingbiler
- (111) for trekant-styrearm (NKW)
- (112) for chassishøyde (tomt kjøretøy) [mm]
- (113) for kjøretøy med ASR
- (114) for kjøretøy med høyt tak
- (115) for kjøretøy med forsterket forfjær
- (116) for kjøretøy uten pneumatisk oppheng på framakslingen
- (117) for kjøretøy uten stabilisator
- (118) for brannbiler
- (119) for feiemaskiner
- (120) for ambulanser
- (121) høyt lasttyngdepunkt
- (122) skift helt (foran og bak)
- (123) liten hjulavstand
- (124) stor hjulavstand
- (125) med høyt tak
- (126) med stabilisator på bakakslingen
- (127) med nedsenkbar pneumatisk oppheng bak
- (128) med middels høyt tak
- (129) med lavt tak
- (130) med redusert kjøretøyvekt
- (131) middels hjulavstand
- (132) ikke for
- (133) ikke for modell
- (134) ikke for dobbeltcabin
- (135) ikke for felgstørrelse [tommer]
- (136) ikke for nyttelast [kg]

DE

EN

FR

NL

ES

PT

IT

NO

SV

FI

RU

PL

HU

CS

RO

HR

EL

TR

ZH

Översättelser

(137) lav ramme

(138) kun som erstatning for de angitte OE-numrene

(139) uten fjærer

(140) uten lager

(141) uten stabilisator på bakakslingen

(142) sideveis montering

(143) standard

(144) justerbar

(145) alternativt HD til 115 904

(146) alternativt HD til 115 906

(147) alternativt HD til 290 377

(148) valgfri PDC (Pneumatic Damping Control) for 123 868

(149) valgfri PDC (Pneumatic Damping Control) for 170 182

(150) tillatt totalvekt [kg]

(151) Merk: Våre artikler gjelder kun som erstatning for de angitte CE-numrene. I spalten "Ref." er kun en del av OE-numrene oppført. Fullstendig opplisting av alle sammenligningsnumrene finner du i vedlegget.

(152) Måltabellen i denne forenklete fremstillingen skal kun brukes som referanse for reservedelsnumre som er oppført i denne katalogen. Støtdempere må aldri velges utelukkende på bakgrunn av målene, ettersom det også ved like ytre mål kan forekomme svært forskjellige dempingskrefter. Selv om en støtdemper i henhold til de ytre målene kan monteres, kan den dermed redusere kjøretøyets sikkerhet vesentlig.

Allmän information

SACHS märkesprodukter garanterar högsta precision och felfri funktion. Därför bör du alltid fråga efter originaldelar från SACHS.

Vid beställning behöver vi fullständigt beställningsnummer, t.ex.:

SACHS stötdämpare 124 567

I tveksamma fall bör du även ange typbeteckning och tillverkningsår för det fordon som den beställda artikeln är avsedd för.


Vi förbehåller oss alla rättigheter. Flerfaldigande eller gemensamt nyttjande av denna katalog – även utdrag ur den – för framställning av egen katalog är otillåtet utan uttryckligt medgivande.

Reservdelsnummer från fordonstillverkaren används endast för jämförelse. Användning av sådana uppgifter på fakturor till fordonsinnehavaren är inte tillåten.

Gällande, allmänna affärsvillkor finns på www.zf.com/de/services/documents.



Alla produkter som anges i den här katalogen får endast monteras av behörig, utbildad personal i en bil-/fordonsverkstad.



Elektronisk katalog

WebCat

- Online-katalog på Internet under www.zf.com/sachs/catalog

InCat

- Elektronisk katalog på DVD (personbilar och nyttofordon)

DE

EN

FR

NL

ES

PT

IT

NO

SV

FI

RU

PL

HU

CS

RO

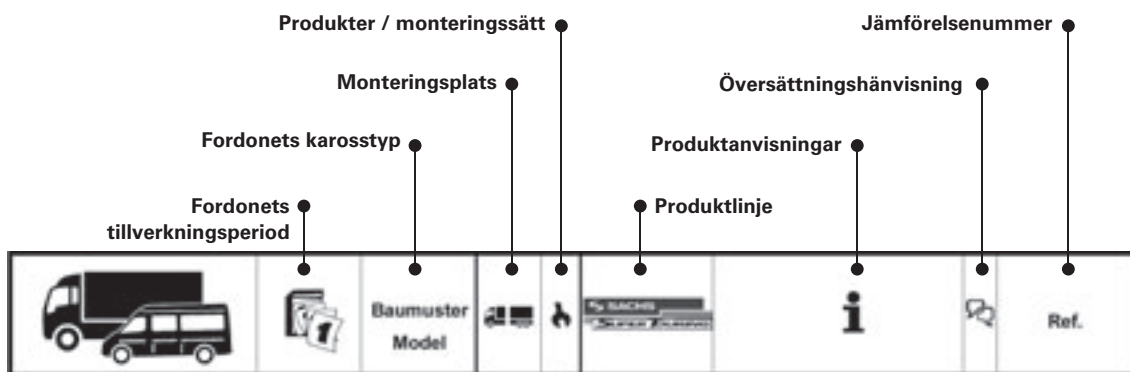
HR

EL

TR

ZH

Katalogens uppbyggnad



MERCEDES-BENZ							
ACTROS 3340 - 3360 06.96 -							
3348	04.03 -	930.162-163			124 639	1.VA / 1st FA	(1) 006 323 33 00 006 323 39 00 006 323 40 00 006 323 74 00
					124 678	1.VA / 1st FA	(1) 005 323 96 00 006 323 73 00 007 323 14 00 958 323 08 00 958 323 09 00
					125 898	1.VA / 1st FA	(1) 005 323 97 00 006 323 21 00 006 323 72 00 375 323 01 00 958 323 05 00
					131 622	1.VA / 1st FA	(1) 006 323 54 00
					290 242	1.VA / 1st FA	(1) 006 323 45 00
					310 805	2.VA / 2nd FA	(2) 005 323 95 00 006 323 37 00 006 323 61 00
					124 376	oo	005 326 14 00 006 326 05 00
					311 669	oo	005 326 04 00
					124 567	oo	005 326 09 00 005 326 57 00 005 326 58 00 005 326 59 00 005 326 63 00 006 326 67 00 958 323 54 00

Översättningar

(1)	1.framaxel
(2)	2.framaxel
(3)	4-kanals ABS
(4)	axelutförande
(5)	axellast [lb]
(6)	axellast [t]
(7)	allhjulsdrift
(8)	drivaxel
(9)	sammanlagd last upp till 2,8 t eller 3,0 t
(10)	diameter ögla: 40 mm
(11)	diameter ögla: 50 mm
(12)	Vid inbyggd Monroe luftfjäder: byt ut stötdämpare och luftfjäderbälg komplett.
(13)	beteckning bakaxel: ADA
(14)	beteckning bakaxel: ASA
(15)	bladfjäder
(16)	bygelupphängning bak
(17)	individuell hjulupphängning
(18)	medellång förarhytt
(19)	serienummer förarhytt
(20)	chassihöjd 810 mm
(21)	chassihöjd 850 mm
(22)	chassihöjd 900 mm
(23)	chassihöjd: standard
(24)	chassihöjd: extra låg (E)
(25)	chassihöjd: hög (H)
(26)	chassihöjd: normal (N)
(27)	chassihöjd: låg (L)
(28)	chassiklass: C
(29)	chassiklass: D
(30)	chassiklass: G
(31)	chassiklass: L
(32)	körhöjd 106 - 115 mm
(33)	körhöjd 131 - 150 mm
(34)	körhöjd 151 - 190 mm
(35)	körhöjd 171 - 190 mm
(36)	körhöjd 171 - 210 mm
(37)	körhöjd 186 - 245 mm
(38)	körhöjd 211 - 250 mm
(39)	körhöjd 231 - 250 mm
(40)	körhöjd 231 - 270 mm
(41)	körhöjd 251 - 270 mm
(42)	körhöjd 301 - 320 mm
(43)	körhöjd 321 - 360 mm
(44)	körhöjd 341 - 360 mm
(45)	fordonsbredd 2300 mm

DE

EN

FR

NL

ES

PT

IT

NO

SV

FI

RU

PL

HU

CS

RO

HR

EL

TR

ZH

Översättningar

(46) fälgdimension [tum]

(47) flygplatsbuss

(48) gasol (LPG)

(50) ledbuss med styrd stödaxel bak

(51) ledbuss med fast stödaxel bak

(52) stor förarhytt

(53) bakhjulsdrift

(54) paket för hög last

(55) höjd [tum]

(56) tippare

(57) kombibuss

(58) komfortutförande

(59) kort förarhytt

(60) lång förarhytt

(61) lyft - stötdämpare

(62) linjebuss

(63) luftfjäder: innehåller stötdämpare och luftfjäderbälg

(64) luftfjäderbälg och stötdämpare är tillsammans en komplett luftfjäder.

(65) landsversion: Australien

(66) landsversion: Europa

(67) landsversion: Finland

(68) landsversion: Grekland

(69) landsversion: Norge

(70) landsversion: Portugal

(71) landsversion: Sverige

(72) landsversion: Turkiet

(73) mellanaxel till under ramfläns (FRH-310)

(74) mellanaxel till under ramfläns (FRH-330,350)

(75) mellanaxel till under ramfläns (RRH-180,200)

(76) mellanaxel till under ramfläns (RRH-220,240)

(77) mellanaxel till under ramfläns (RRH-260)

(78) mellanaxel till nedre hjulfläns

(79) mellanaxel till nedre ramfläns

(80) medelhög modell

(81) renhållningsfordon

(82) låggolvsbuss

(83) låg modell

(84) nyttolast [kg]

(85) pick-up

(86) lastflak

(87) lastflak / chassi

(88) tvärstöd

(89) hjulbas [mm]

(90) hjulbas till [mm]

(91) hjulbas från [mm]

Översättningar

(92)	ramhöjd låg
(93)	ramhöjd normal
(94)	långfärdsbuss
(95)	långtradare
(96)	släpaxel
(97)	skruvfjäder
(98)	specialutförande
(99)	specialutförande S-3855, S-3806, S-3784, S-6526
(100)	spårvidd bak [mm]
(101)	stel axel
(102)	fyrpunkts-förrarhyttlager
(103)	stödaxel fram
(104)	tvåpunkts-förrarhyttlager
(105)	från axellast [t]
(106)	även för sopmaskiner
(107)	vid CDC dämpare (continous damping control)
(108)	till axellast [t]
(109)	för
(110)	för husbilar
(111)	för bärarmar (yrkesfordon)
(112)	för chassihöjd (fordon utan last) [mm]
(113)	för fordon med ASR
(114)	för fordon med högt tak
(115)	för fordon med förstärkt framfjäder
(116)	för fordon utan luftfjädring på framaxeln
(117)	för fordon utan krängningshämmare
(118)	för brandbilar
(119)	för sopmaskiner
(120)	för ambulanser
(121)	hög lasttyngdpunkt
(122)	byt ut komplett (fram och bak)
(123)	kort hjulbas
(124)	lång hjulbas
(125)	med högt tak
(126)	med krängningshämmare på bakaxeln
(127)	med sänkbar luftfjädring bak
(128)	med medelhögt tak
(129)	med lågt tak
(130)	med reducerad total fordonsvikt
(131)	medellång hjulbas
(132)	ej för
(133)	ej för karosstyp
(134)	ej för dubbelhytt
(135)	ej för fälgdimension [tum]
(136)	ej för nyttolast [kg]

DE

EN

FR

NL

ES

PT

IT

NO

SV

FI

RU

PL

HU

CS

RO

HR

EL

TR

ZH

Översättningar

(137) låg ram

(138) enbart som ersättning för angivet OE-nr.

(139) utan fjäder

(140) utan lager

(141) utan krängningshämmare på bakaxeln

(142) montering på sidan

(143) standard

(144) inställbar

(145) alternativt HD för 115 904

(146) alternativt HD för 115 906

(147) alternativt HD för 290 377

(148) alternativt PDC (Pneumatic Damping Control) för 123 868

(149) alternativt PDC (Pneumatic Damping Control) för 170 182

(150) totalvikt [kg]

(151) Observera: Våra artiklar är endast giltiga som ersättning för de angivna OE-nummerna. I spalten "Ref." är inte alla OE-nummer listade. Den fullständiga listan med alla jämförelsenummer hittar du i bilagan.

(152) Måttabellerna i denna förenklade beskrivning är endast avsedda som referens för reservdelsnummer i denna katalog. Stötdämparna får inte väljas baserat endast på måtten, eftersom helt olika dämpningskraft kan skapas vid samma mått, dvs. en stötdämpare som enligt måtten kan monteras kan påverka fordonets säkerhet betydligt!

Yleiset tiedot

SACHS-merkkituotteet takaavat Sinulle parhaan sopivuuden ja moitteettoman toiminnan. Vaadi siksi aina alkuperäisiä SACHS-varaosia.

Tilauksesi toimittamiseksi tarvitsemme täydellisen tilausnumeron, esimerkiksi:

SACHS iskunvaimennin 124 567

Epäselvissä tapauksissa ole hyvä ja ilmoita myös sen ajoneuvon tyyppinimike ja valmistusvuosi, johon tätä tuotetta tarvitaan.


Kaikki oikeudet pidätetään. Tämän luettelon monistaminen tai sen käyttö – vain osittainkin – omien luetteloiden laatimiseksi on kielletty ilman nimenomaista lupaa.

Ajoneuvojen valmistajien varaosanumerot on annettu ainoastaan vertailutarkoituksiin. Tällaisten tietojen käyttöä ajoneuvon omistajille esitetyissä laskuissa ei ole sallittu.

Voimassa olevat yleiset toimitusehtomme löydät kohdasta www.zf.com/de/services/documents.



Kaikki tässä luettelossa mainitut tuotteet saa asentaa vain autokorjaamon koulutettu henkilöstö.



Elektroniset luettelot

WebCat

- Online-luettelo internetissä sivustossa www.zf.com/sachs/catalog

InCat

- Sähköinen luettelo DVD:llä (henkilö- ja hyötyajoneuvot)

DE

EN

FR

NL

ES

PT

IT

NO

SV

FI

RU

PL

HU

CS

RO

HR

EL

TR

ZH

DE

EN

FR

NL

ES

PT

IT

NO

SV

FI

RU

PL

HU

CS

RO

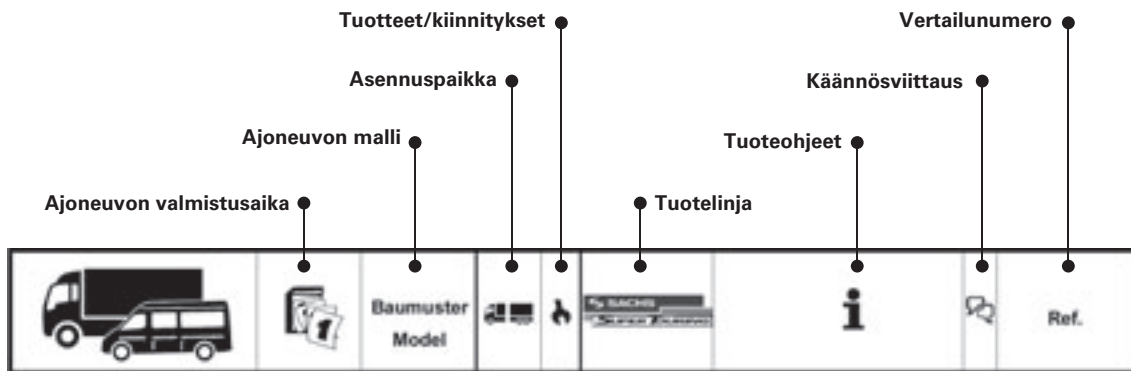
HR

EL

TR

ZH

Luettelon rakenne



MERCEDES-BENZ							
ACTROS 3340 - 3360 06.96 -							
3348	04.03 -	930.162-163			124 639	1.VA / 1st FA	(1) 006 323 33 00 006 323 39 00 006 323 40 00 006 323 74 00
					124 678	1.VA / 1st FA	(1) 005 323 96 00 006 323 73 00 007 323 14 00 958 323 08 00 958 323 09 00
					125 898	1.VA / 1st FA	(1) 005 323 97 00 006 323 21 00 006 323 72 00 375 323 01 00 958 323 05 00
					131 622	1.VA / 1st FA	(1) 006 323 54 00
					290 242	1.VA / 1st FA	(1) 006 323 45 00
					310 805	2.VA / 2nd FA	(2) 005 323 95 00 006 323 37 00 006 323 61 00
					124 376	oo	005 326 14 00 006 326 05 00
					311 669	oo	005 326 04 00
					124 567		005 326 09 00 005 326 57 00 005 326 58 00 005 326 59 00 005 326 63 00 006 326 67 00 958 323 54 00

Käännökset

(1)	1. etuakseli
(2)	2. etuakseli
(3)	4-kanavainen ABS
(4)	akselimalli
(5)	akselipaino [lb]
(6)	akselipaino [t]
(7)	neliveto
(8)	vetävä akseli
(9)	kokonaispaino korotettu 2,8 t tai 3,0 t
(10)	reiän halkaisija: 40 mm
(11)	reiän halkaisija: 50 mm
(12)	Monroe-ilmajousi asennettuna: vaihda iskunvaimennin ja ilmajousen palje kokonaisuudessaan.
(13)	taka-akselin nimitys: ADA
(14)	taka-akselin nimitys: ASA
(15)	lehtijousi
(16)	riipustus takana
(17)	pyörien erillisjousitus
(18)	ohjaamo keskipitkä
(19)	ohjaamon sarjanumero
(20)	alustan korkeus 810 mm
(21)	alustan korkeus 850 mm
(22)	alustan korkeus 900 mm
(23)	alustan korkeus: vakio
(24)	alustan korkeus: erittäin matala (E)
(25)	alustan korkeus: korkea (H)
(26)	alustan korkeus: normaali (N)
(27)	alustan korkeus: matala (L)
(28)	alustaluokka: C
(29)	alustaluokka: D
(30)	alustaluokka: G
(31)	alustaluokka: L
(32)	ajokorkeus 106 - 115 mm
(33)	ajokorkeus 131 - 150 mm
(34)	ajokorkeus 151 - 190 mm
(35)	ajokorkeus 171 - 190 mm
(36)	ajokorkeus 171 - 210 mm
(37)	ajokorkeus 186 - 245 mm
(38)	ajokorkeus 211 - 250 mm
(39)	ajokorkeus 231 - 250 mm
(40)	ajokorkeus 231 - 270 mm
(41)	ajokorkeus 251 - 270 mm
(42)	ajokorkeus 301 - 320 mm
(43)	ajokorkeus 321 - 360 mm
(44)	ajokorkeus 341 - 360 mm
(45)	ajoneuvoleveys 2300 mm

DE

EN

FR

NL

ES

PT

IT

NO

SV

FI

RU

PL

HU

CS

RO

HR

EL

TR

ZH

Käännökset

(46) vannekoko [tuuma]

(47) lentokenttäbussi

(48) nestekaasu (LPG)

(50) nivelbussi ohjattavalla teliakselilla

(51) nivelbussi kiinteällä teliakselilla

(52) tilaohjaamo

(53) takaveto

(54) high load -paketti

(55) korkeus [tuuma]

(56) kippiauto

(57) yhdistelmäbussi

(58) mukavuusmalli

(59) lyhyt ohjaamo

(60) pitkä ohjaamo

(61) nosto - iskunvaimennin

(62) linja-auto

(63) ilmajousi: sisältää iskunvaimentimen ja ilmajousen palkeen

(64) Ilmajousen palje ja iskunvaimennin muodostavat kokonaisen ilmajousen.

(65) maaversio: Australia

(66) maaversio: Eurooppa

(67) maaversio: Suomi

(68) maaversio: Kreikka

(69) maaversio: Norja

(70) maaversio: Portugali

(71) maaversio: Ruotsi

(72) maaversio: Turkki

(73) keskiakseli runkolaipan alle asti (FRH-310)

(74) keskiakseli runkolaipan alle asti (FRH-330,350)

(75) keskiakseli runkolaipan alle asti (RRH-180,200)

(76) keskiakseli runkolaipan alle asti (RRH-220,240)

(77) keskiakseli runkolaipan alle asti (RRH-260)

(78) keskiakseli alempaan rengaslaippaan

(79) keskiakseli alempaan runkolaippaan

(80) keskikorkea rakenne

(81) jäteauto

(82) matalalattiabussi

(83) matala rakenne

(84) kantavuus [kg]

(85) avolava

(86) lava

(87) lava / alusta

(88) poikittaispalkki

(89) akseliväli [mm]

(90) -> akseliväli [mm]

(91) akselivälistä [mm]

Käännökset

(92)	rungon korkeus matala
(93)	rungon korkeus normaali
(94)	matkailubussi
(95)	vetoajoneuvo
(96)	vetoakseli
(97)	kierrejousi
(98)	erikoismalli
(99)	erikoismalli S-3855, S-3806, S-3784, S-6526
(100)	raideleveys takana [mm]
(101)	jäykkä akseli
(102)	nelipiste-ohjaamolaakerointi
(103)	etuteli
(104)	kaksipiste-ohjaamolaakerointi
(105)	akselipaino [t] ->
(106)	myös lakaisukoneisiin
(107)	CDC-iskunvaimentimilla (Continuous Damping Control)
(108)	-> akselipaino [t]
(109)	
(110)	matkailuautot
(111)	kolmiotuki (hyötyajoneuvot)
(112)	alustan korkeus (ajoneuvo ilman kuormaa) [mm]
(113)	ajoneuvot, joissa ASR
(114)	ajoneuvot, joissa korkea katto
(115)	ajoneuvot, joissa vahvistettu etujousitus
(116)	ajoneuvot, joiden etuakselissa ei ole ilmajousitusta
(117)	ajoneuvot ilman vakaajatankoa
(118)	paloautot
(119)	lakaisukoneet
(120)	ambulanssit
(121)	korkea kuorman keskipiste
(122)	vaihda kokonaan (edessä ja takana)
(123)	lyhyt akseliväli
(124)	pitkä akseliväli
(125)	korotettu katto
(126)	taka-akselin vakaajatanko
(127)	laskettava ilmajousitus takana
(128)	keskikorkea katto
(129)	matala katto
(130)	alennettu ajoneuvon kokonaispaino
(131)	keskimääräinen akseliväli
(132)	paitsi
(133)	paitsi malli
(134)	paitsi jatko-ohjaamo
(135)	paitsi vannekoko [tuuma]
(136)	paitsi kantavuus [kg]

DE

EN

FR

NL

ES

PT

IT

NO

SV

FI

RU

PL

HU

CS

RO

HR

EL

TR

ZH

Käännökset

(137) matala runko

(138) vain lueteltujen alkuperäisnumeroiden tilalle

(139) ilman jousta

(140) ilman laakeria

(141) ilman taka-akselin vakaajatankoa

(142) sivuttainen asennus

(143) vakiovaruste

(144) säädettävissä

(145) vaihtoehtoisesti HD tyyppille 115 904

(146) vaihtoehtoisesti HD tyyppille 115 906

(147) vaihtoehtoisesti HD tyyppille 290 377

(148) vaihtoehtoisesti PDC (Pneumatic Damping Control) tyyppille 123 868

(149) vaihtoehtoisesti PDC (Pneumatic Damping Control) tyyppille 170 182

(150) sall. kokonaispaino [kg]

(151) Huomio: Tuotteemme pätevät vain mainittujen alkuperäisnumeroiden varalle. Sarakkeessa "Ref" on mainittu vain osa alkuperäisnumeroista. Listan kaikista vertailunumeroista löydät liitteestä.

(152) Tämä yksinkertaistetussa muodossa esitetty mittataulukko on tarkoitettu ainoastaan havainnollistamaan tämän luettelon sisältämien eri osien varaosanumeroita. Iskunvaimentimia ei missään tapauksessa saa valita vain mittojen perusteella, koska ulkomoitoiltaan samanlaisten iskunvaimentimien vaimennusvoimat voivat poiketa toisistaan huomattavasti. Pelkästään ulkomoitojen perusteella valitut iskunvaimentimet saattavat merkittävästi heikentää ajoneuvon turvallisuutta!

Общая информация

Продукция марки «SACHS» гарантирует Вам наивысшую степень точности и безупречность в работе. Поэтому всегда требуйте оригинальные детали фирмы «SACHS».

Чтобы удовлетворить Ваши требования, нам необходим полный номер заказа, например:

амортизатор SACHS 124 567

В случае сомнений также укажите обозначение типа и год выпуска транспортного средства, для которого предназначено заказываемое изделие.


Все права сохраняются. Копирование либо совместное использование данного каталога – в том числе частичное – для составления собственного каталога недопустимо без особого на то согласия.

Номера запасных частей производителей транспортных средств указаны исключительно в целях сравнения. Использование подобных данных в счетах, выставляемых владельцам транспортных средств, неприемлемо.

Действующие Общие условия заключения сделок приведены на сайте www.zf.com/de/services/documents.



Все приведенные в данном каталоге продукты разрешается устанавливать только обученному персоналу автомобильной мастерской.



Электронные каталоги

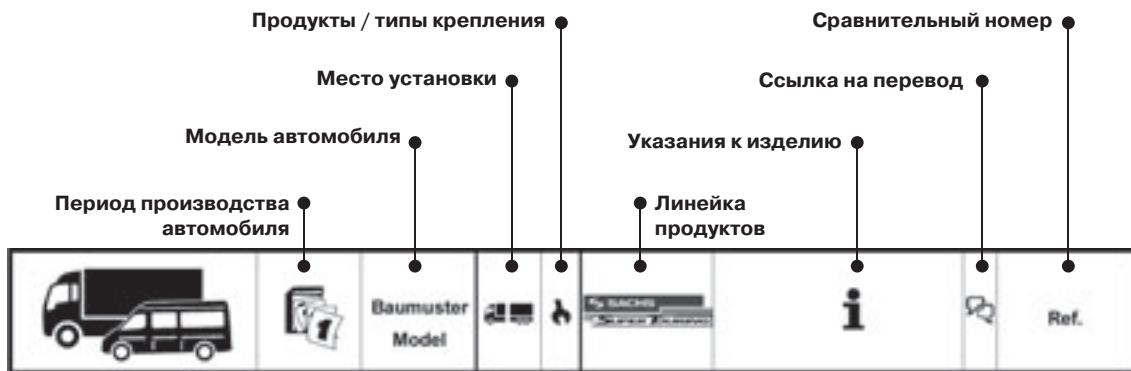
WebCat

- онлайн-каталог в Интернет:
www.zf.com/sachs/catalog

InCat

- Электронный каталог на DVD
(легковые и грузовые автомобили)

Строение каталога



MERCEDES-BENZ							
ACTROS 3340 - 3360 06.96 -							
3348	04.03 -	930.162-163			124 639	1.VA / 1st FA	(1) 006 323 33 00 006 323 39 00 006 323 40 00 006 323 74 00
					124 678	1.VA / 1st FA	(1) 005 323 96 00 006 323 73 00 007 323 14 00 958 323 08 00 958 323 09 00
					125 898	1.VA / 1st FA	(1) 005 323 97 00 006 323 21 00 006 323 72 00 375 323 01 00 958 323 05 00
					131 622	1.VA / 1st FA	(1) 006 323 54 00
					290 242	1.VA / 1st FA	(1) 006 323 45 00
					310 805	2.VA / 2nd FA	(2) 005 323 95 00 006 323 37 00 006 323 61 00
					124 376	oo	005 326 14 00 006 326 05 00
					311 669	oo	005 326 04 00
					124 567		005 326 09 00 005 326 57 00 005 326 58 00 005 326 59 00 005 326 63 00 006 326 67 00 006 326 74 00

Переводы

- (1) 1-й ПМ
- (2) 2-й ПМ
- (3) 4-канальная система ABS
- (4) исполнение моста
- (5) осевая нагрузка [фунты]
- (6) осевая нагрузка [т]
- (7) привод на все колеса
- (8) ведущий мост
- (9) увеличение допустимой полной массы до 2,8 т или 3,0 т
- (10) диаметр глазка: 40 мм
- (11) диаметр глазка: 50 мм
- (12) При установленной пневматической рессоре Monroe: полностью заменить упругий элемент и амортизатор.
- (13) обозн. заднего моста: ADA
- (14) обозн. заднего моста: ASA
- (15) листовая рессора
- (16) дугообразная подвеска заднего моста
- (17) независимая подвеска колес
- (18) кабина средней длины
- (19) серийный номер кабины
- (20) высота шасси 810 мм
- (21) высота шасси 850 мм
- (22) высота шасси 900 мм
- (23) высота шасси: стандартная
- (24) высота шасси: очень низкая (E)
- (25) высота шасси: высокая (H)
- (26) высота шасси: нормальная (N)
- (27) высота шасси: низкая (L)
- (28) класс шасси: C
- (29) класс шасси: D
- (30) класс шасси: G
- (31) класс шасси: L
- (32) высота шасси 106 - 115 мм
- (33) высота шасси 131 - 150 мм
- (34) высота шасси 151 - 190 мм
- (35) высота шасси 171 - 190 мм
- (36) высота шасси 171 - 210 мм
- (37) высота шасси 186 - 245 мм
- (38) высота шасси 211 - 250 мм
- (39) высота шасси 231 - 250 мм
- (40) высота шасси 231 - 270 мм
- (41) высота шасси 251 - 270 мм
- (42) высота шасси 301 - 320 мм
- (43) высота шасси 321 - 360 мм
- (44) высота шасси 341 - 360 мм

DE

EN

FR

NL

ES

PT

IT

NO

SV

FI

RU

PL

HU

CS

RO

HR

EL

TR

ZH

Переводы

(45) ширина автомобиля 2300 мм

(46) размер колесного диска [дюйм]

(47) аэродромный автобус

(48) сжиженный газ (СНГ)

(50) сочлененный автобус с управляемым поддерживающим мостом

(51) сочлененный автобус с жестким поддерживающим мостом

(52) большая кабина

(53) привод на задние колеса

(54) пакет для высокой нагрузки

(55) высота [дюйм]

(56) самосвал

(57) комбинированный автобус

(58) комфортабельное исполнение

(59) короткая кабина

(60) длинная кабина

(61) подъемный амортизатор

(62) маршрутный автобус

(63) пневматическая рессора: состоит из амортизатора и упругого элемента

(64) упругий элемент и амортизатор образуют компл. пневматическую рессору.

(65) вариант конструкции для страны: Австралия

(66) вариант конструкции для страны: Европа

(67) вариант конструкции для страны: Финляндия

(68) вариант конструкции для страны: Греция

(69) вариант конструкции для страны: Норвегия

(70) вариант конструкции для страны: Португалия

(71) вариант конструкции для страны: Швеция

(72) вариант конструкции для страны: Турция

(73) средний мост до нижней кромки фланца рамы (FRH-310)

(74) средний мост до нижней кромки фланца рамы (FRH-330,350)

(75) средний мост до нижней кромки фланца рамы (RRH-180,200)

(76) средний мост до нижней кромки фланца рамы (RRH-220,240)

(77) средний мост до нижней кромки фланца рамы (RRH-260)

(78) средний мост до нижней кромки фланца обода колеса

(79) средний мост до нижней кромки фланца рамы

(80) конструкция средней высоты

(81) мусороуборочный автомобиль

(82) низкопольный автобус

(83) низкая конструкция

(84) полезная нагрузка [кг]

(85) пикап

(86) грузовая платформа

(87) грузовая платформа / шасси

(88) поперечная балка

(89) колесная база [мм]

(90) колесная база до [мм]

Переводы

(91)	колесная база от [мм]
(92)	низкая высота рамы
(93)	норм. высота рамы
(94)	междугородний автобус
(95)	седельный тягач
(96)	дополнительный поддерживающий мост
(97)	винтовая пружина
(98)	специальное исполнение
(99)	специальное исполнение S-3855, S-3806, S-3784, S-6526
(100)	ширина колеи сзади [в мм]
(101)	жесткий мост
(102)	четырёхточ. опора кабины
(103)	поддерживающий мост
(104)	двухточечная опора кабины
(105)	начиная с осевой нагрузки [т]
(106)	в т.ч. для подметальных автомобилей
(107)	при амортизаторах CDC (Continuous Damping Control)
(108)	для нагрузки на ось до [т]
(109)	для
(110)	для туристических автомобилей
(111)	для треуг. рычага подвески (груз. авт.)
(112)	для высоты шасси (ненагр. автом.) [мм]
(113)	для автомобилей с ASR
(114)	для автомобилей с высокой крышей
(115)	для автомобилей с усиленными передними рессорами
(116)	для автомобилей без пневмоподвески на переднем мосту
(117)	для автомобилей без стабилизатора
(118)	для пожарных автомобилей
(119)	для подметальных автомобилей
(120)	для автомобилей скорой помощи
(121)	высокий центр тяжести
(122)	полностью заменить (спереди и сзади)
(123)	короткая колесная база
(124)	длинная колесная база
(125)	с высокой крышей
(126)	со стабилизатором на заднем мосту
(127)	с опускаемой пневмоподвеской сзади
(128)	с крышей средней высоты
(129)	с низкой крышей
(130)	с уменьшенной полной массой автомобиля
(131)	средняя колесная база
(132)	не для
(133)	кроме модели
(134)	не для двойной кабины
(135)	кроме размера колесного диска [дюймы]

DE

EN

FR

NL

ES

PT

IT

NO

SV

FI

RU

PL

HU

CS

RO

HR

EL

TR

ZH

Переводы

(136) не для полезной нагрузки [кг]

(137) низкая рама

(138) только как замена для указанного оригинального №

(139) без пружины

(140) без подшипника

(141) без стабилизатора на заднем мосту

(142) боковой монтаж

(143) серийный

(144) с регулировкой

(145) на выбор, HD для 115 904

(146) на выбор, HD для 115 906

(147) на выбор, HD для 290 377

(148) на выбор, PDC (Pneumatic Damping Control) для 123 868

(149) на выбор, PDC (Pneumatic Damping Control) для 170 182

(150) допустимый общий вес (в кг)

(151) Внимание! Наши изделия подходят только в качестве замены для указанных оригинальных номеров деталей. В столбце "Ref." приведена только часть оригинальных номеров деталей. Полный перечень всех сравнительных номеров находится в приложении.

(152) Данная таблица размеров, представленная в упрощённом виде, приводится лишь в качестве вспомогательного средства для определения номеров запасных частей из настоящего каталога. Категорически запрещается выбирать амортизаторы, исходя только из габаритов, т. к. даже при одних и тех же габаритных размерах могут генерироваться абсолютно разные демпфирующие силы, вследствие чего вышеупомянутый критерий выбора амортизаторов может привести к значительному снижению уровня безопасности автомобиля!

Ogólna informacja

Produkty firmy SACHS zapewniają największą precyzję i bezawaryjne funkcjonowanie. Z tego względu należy zawsze żądać oryginalnych części firmy SACHS.

W celu zrealizowania zamówienia potrzebny jest kompletny numer zamówieniowy, przykładowo:

Amortyzatory SACHS 124 567

W przypadku wątpliwości należy podawać również oznaczenie typu i rok produkcji samochodu, dla którego przeznaczony jest zamawiany artykuł.


Wszelkie prawa zastrzeżone. Powielanie lub wykorzystywanie niniejszego katalogu – w całości lub częściowo – do sporządzenia innego katalogu jest niedozwolone bez uzyskania wyraźnej zgody.

Numery części zamiennych producentów samochodów służą tylko do celów porównawczych. Zabronione jest wykorzystanie tego rodzaju danych na rachunkach dla posiadacza samochodu.

Aktualne ogólne warunki handlowe można znaleźć tutaj: www.zf.com/de/services/documents.



Wszystkie produkty wymienione w tym katalogu mogą być montowane wyłącznie przez wykwalifikowany personel serwisu samochodowego.



Katalogi elektroniczne

WebCat

- Katalog internetowy pod adresem www.zf.com/sachs/catalog

InCat

- Katalog elektroniczny na płycie DVD (samochody osobowe i użytkowe)

DE

EN

FR

NL

ES

PT

IT

NO

SV

FI

RU

PL

HU

CS

RO

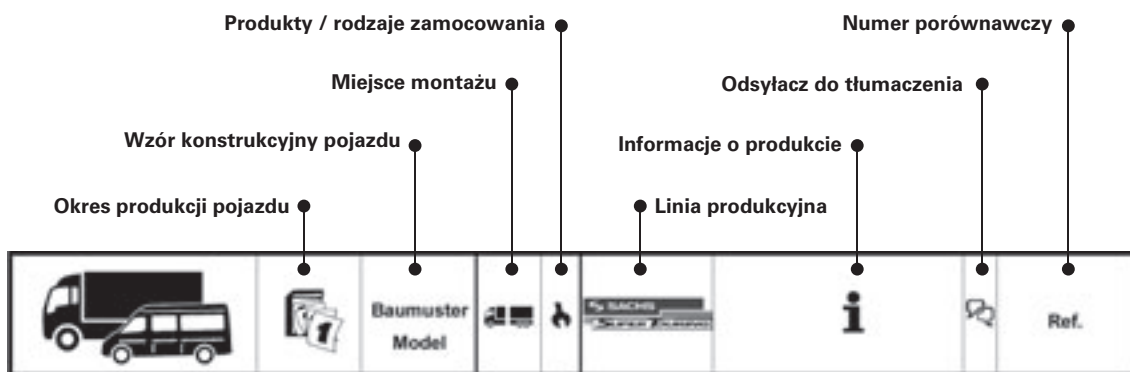
HR

EL

TR

ZH

Struktura katalogu



MERCEDES-BENZ							
ACTROS 3340 - 3360 06.96 -							
3348	04.03 -	930.162-163			124 639	1.VA / 1st FA	(1) 006 323 33 00 006 323 39 00 006 323 40 00 006 323 74 00
					124 678	1.VA / 1st FA	(1) 005 323 96 00 006 323 73 00 007 323 14 00 958 323 08 00 958 323 09 00
					125 898	1.VA / 1st FA	(1) 005 323 97 00 006 323 21 00 006 323 72 00 375 323 01 00 958 323 05 00
					131 622	1.VA / 1st FA	(1) 006 323 54 00
					290 242	1.VA / 1st FA	(1) 006 323 45 00
					310 805	2.VA / 2nd FA	(2) 005 323 95 00 006 323 37 00 006 323 61 00
					124 376	oo	005 326 14 00 006 326 05 00
					311 669	oo	005 326 04 00
					124 567		005 326 09 00 005 326 57 00 005 326 58 00 005 326 59 00 005 326 63 00 006 326 67 00 958 323 54 00

Tłumaczenia

- (1) 1. oś przednia
- (2) 2. oś przednia
- (3) ABS 4-kanałowy
- (4) rodzaj osi
- (5) nacisk na oś [lb]
- (6) nacisk na oś [t]
- (7) napęd na 4 koła
- (8) oś napędowa
- (9) obciążenie do 2,8 t lub 3,0 t
- (10) średnica ucha: 40 mm
- (11) średnica ucha: 50 mm
- (12) W przypadku zamontowanego resoru pneumatycznego Monroe: wymienić w komplecie amortyzator i pneumatyczny mieszek sprężysty.
- (13) nazwa tylnej osi: ADA
- (14) nazwa tylnej osi: ASA
- (15) pióro resoru
- (16) tylne zawieszenie jarmowe
- (17) niezależne zawieszenie kół
- (18) kabina kierowcy o średniej długości
- (19) numer seryjny kabiny kierowcy
- (20) wysokość podwozia 810 mm
- (21) wysokość podwozia 850 mm
- (22) wysokość podwozia 900 mm
- (23) wysokość nadwozia: standard
- (24) wysokość nadwozia: ekstra niskie (E)
- (25) wysokość nadwozia: wysokie (H)
- (26) wysokość nadwozia: normalne (N)
- (27) wysokość nadwozia: niskie (L)
- (28) klasa nadwozia: C
- (29) klasa nadwozia: D
- (30) klasa nadwozia: G
- (31) klasa nadwozia: L
- (32) wysokość jazdy 106 - 115 mm
- (33) wysokość jazdy 131 - 150 mm
- (34) wysokość jazdy 151 - 190 mm
- (35) wysokość jazdy 171 - 190 mm
- (36) wysokość jazdy 171 - 210 mm
- (37) wysokość jazdy 186 - 245 mm
- (38) wysokość jazdy 211 - 250 mm
- (39) wysokość jazdy 231 - 250 mm
- (40) wysokość jazdy 231 - 270 mm
- (41) wysokość jazdy 251 - 270 mm
- (42) wysokość jazdy 301 - 320 mm
- (43) wysokość jazdy 321 - 360 mm
- (44) wysokość jazdy 341 - 360 mm

DE

EN

FR

NL

ES

PT

IT

NO

SV

FI

RU

PL

HU

CS

RO

HR

EL

TR

ZH

Tłumaczenia

(45) szerokość pojazdu 2300 mm

(46) wielkość obręczy [cale]

(47) autobus lotniskowy

(48) gaz płynny (LPG)

(50) autobus przegubowy z ruchomą osią wleczoną

(51) autobus przegubowy z nieruchomą osią wleczoną

(52) duża kabina kierowcy

(53) napęd na tylne koła

(54) stabilizator jazdy

(55) wysokość [cale]

(56) wywrotka

(57) autobus kombi

(58) wersja komfortowa

(59) krótka kabina kierowcy

(60) długa kabina kierowcy

(61) amortyzator podnośnikowy

(62) autobus liniowy

(63) resor pneumatyczny zawiera amortyzator i pneumatyczny mieszek sprężysty

(64) pneumatyczny mieszek sprężysty i amortyzator tworzą kompletny resor pneumatyczny.

(65) wersja krajowa: Australia

(66) wersja krajowa: Europa

(67) wersja krajowa: Finlandia

(68) wersja krajowa: Grecja

(69) wersja krajowa: Norwegia

(70) wersja krajowa: Portugalia

(71) wersja krajowa: Szwecja

(72) wersja krajowa: Turcja

(73) oś środkowa do dolnego kołnierza ramy (FRH-310)

(74) oś środkowa do dolnego kołnierza ramy (FRH-330,350)

(75) oś środkowa do dolnego kołnierza ramy (RRH-180,200)

(76) oś środkowa do dolnego kołnierza ramy (RRH-220,240)

(77) oś środkowa do dolnego kołnierza ramy (RRH-260)

(78) oś środkowa do dolnego kołnierza koła

(79) oś środkowa do dolnego kołnierza ramy

(80) średnio wysoka konstrukcja

(81) śmieciarka

(82) autobus niskopodłogowy

(83) niska konstrukcja

(84) masa użytkowa [kg]

(85) pick-up

(86) skrzynia

(87) platforma / nadwozie

(88) belka poprzeczna

(89) rozstaw osi [mm]

(90) rozstaw kół do [mm]

Tłumaczenia

- (91) rozstaw kół od [mm]
- (92) wysokość niskiej ramy
- (93) wysokość ramy normalna
- (94) autobus turystyczny
- (95) ciągnik siodłowy
- (96) oś wleczona
- (97) sprężyna śrubowa
- (98) wersja specjalna
- (99) wersja specjalna S-3855, S-3806, S-3784, S-6526
- (100) rozstaw kół z tyłu [mm]
- (101) oś sztywne
- (102) 4-punktowe łożyskowanie kabiny kierowcy
- (103) oś prowadząca
- (104) 2-punktowe łożyskowanie kabiny kierowcy
- (105) od nacisku na oś [t]
- (106) również do zamiatarek
- (107) w przypadku amortyzatorów CDC (Continuous Damping Control)
- (108) do nacisku na oś [t]
- (109) do
- (110) do pojazdów campingowych
- (111) do wahacza trójkątnego (NKW)
- (112) do nadwozia o wysokości (nieobciążony pojazd) [mm]
- (113) do pojazdów z ASR
- (114) do pojazdów z podwyższonym dachem
- (115) do pojazdów ze wzmocnionym resorem przednim
- (116) do pojazdów bez zawieszenia pneumatycznego osi przedniej
- (117) do pojazdów bez stabilizatora
- (118) do pojazdów pożarniczych
- (119) do zamiatarek
- (120) do karetek pogotowia
- (121) wysoki środek ciężkości
- (122) wymienić w komplecie (z przodu i z tyłu)
- (123) krótki rozstaw kół
- (124) duży rozstaw kół
- (125) z wysokim dachem
- (126) ze stabilizatorem osi tylnej
- (127) z obniżanym zawieszeniem pneumatycznym z tyłu
- (128) z dachem standardowym
- (129) z dachem obniżonym
- (130) z obniżoną masą całkowitą pojazdu
- (131) średni rozstaw kół
- (132) nie do
- (133) nie do modelu
- (134) nie do podwójnej kabiny
- (135) nie do obręczy o wielkości [cale]

DE

EN

FR

NL

ES

PT

IT

NO

SV

FI

RU

PL

HU

CS

RO

HR

EL

TR

ZH

Tłumaczenia

(136) nie dla masy użytkowej [kg]

(137) niska rama

(138) tylko jako zamiennik dla podanego numeru OE

(139) bez sprężyny

(140) bez łożyska

(141) bez ze stabilizatora osi tylnej

(142) montaż boczny

(143) standard

(144) regulowany

(145) alternatywnie HD do 115 904

(146) alternatywnie HD do 115 906

(147) alternatywnie HD do 290 377

(148) alternatywnie PDC (Pneumatic Damping Control) do 123 868

(149) alternatywnie PDC (Pneumatic Damping Control) dla 170 182

(150) całkowita masa pojazdu [kg]

(151) Uwaga: Nasze artykuły stanowią jedynie produkty zastępcze dla podanych numerów OE. W kolumnie „Ref.” podano tylko część numerów OE. Pełna lista wszystkich numerów porównawczych dostępna jest w załączniku.

(152) Tabela wymiarów w tym uproszczonym przedstawieniu służy wyłącznie do wskazania referencji dla numerów części zamiennych, zawartych w niniejszym katalogu. Amortyzatorów nie wolno w żadnym wypadku dobierać wyłącznie na podstawie wymiarów, ponieważ również w przypadku takich samych wymiarów zewnętrznych, mogą być wytwarzane całkowicie różne siły tłumienia. W związku z tym w przypadku montażu amortyzatorów jedynie na podstawie wymiarów zewnętrznych może dojść do znaczącego obniżenia poziomu bezpieczeństwa pojazdu.

Általános információ

A SACHS márkájú termékek maximális pontosságot és kifogástalan működést szavatolnak. Ezért ragaszkodjon mindig az eredeti SACHS alkatrészekhez.

Pótalkatrész megrendelésnél szükségünk van a teljes megrendelési számra, például:

SACHS lengéscsillapító 124 567

Ha kétségei vannak, adja meg annak a járműnek a típusjelölését és gyártási évét is, amelybe a kívánt árucikket szánja.


Minden jogot fenntartunk. Az adatok lemásolásával vagy a katalógus illetve a katalógus egyes részeinek felhasználásával tilos a SACHS kifejezett beleegyezése nélkül saját katalógust összeállítani.

A jármű gyártójának pótalkatrész számai csak összehasonlítás céljából szerepelnek. Ezeket az adatokat nem szabad szerepeltetni a jármű tulajdonosának kiállított számlákon.

Az aktuális általános üzleti feltételek itt találhatóak: www.zf.com/de/services/documents.



A jelen katalógusban feltüntetett valamennyi terméket csak gépjárműjavító szakműhely szakképzett személyzete építheti be.



Elektronikus katalógusok

WebCat

- a számítógépről elérhető internetes katalógus címe: www.zf.com/sachs/catalog

InCat

- Elektronikus katalógus DVD-n (személygépkocsi és haszonjármű)

DE

EN

FR

NL

ES

PT

IT

NO

SV

FI

RU

PL

HU

CS

RO

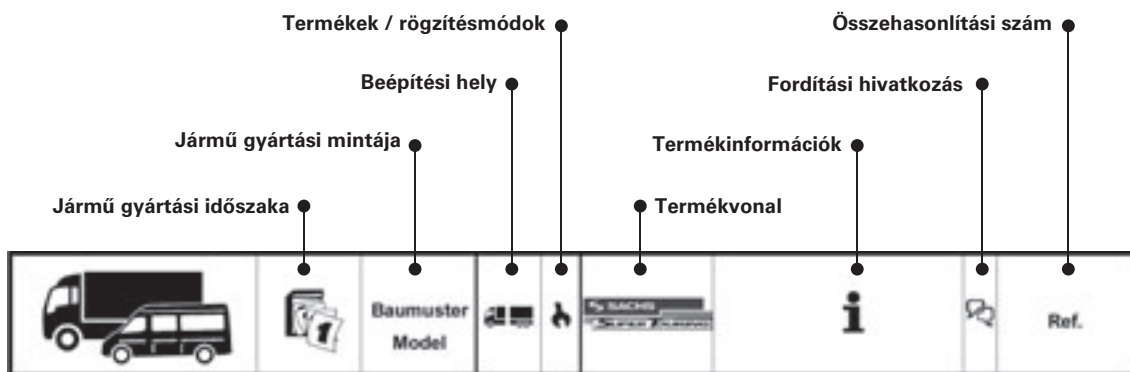
HR

EL

TR

ZH

Katalógusfelépítés



MERCEDES-BENZ							
ACTROS 3340 - 3360 06.96 -							
3348	04.03 -	930.162-163			124 639	1.VA / 1st FA	(1) 006 323 33 00 006 323 39 00 006 323 40 00 006 323 74 00
					124 678	1.VA / 1st FA	(1) 005 323 96 00 006 323 73 00 007 323 14 00 958 323 08 00 958 323 09 00
					125 898	1.VA / 1st FA	(1) 005 323 97 00 006 323 21 00 006 323 72 00 375 323 01 00 958 323 05 00
					131 622	1.VA / 1st FA	(1) 006 323 54 00
					290 242	1.VA / 1st FA	(1) 006 323 45 00
					310 805	2.VA / 2nd FA	(2) 005 323 95 00 006 323 37 00 006 323 61 00
					124 376	oo	005 326 14 00 006 326 05 00
					311 669	oo	005 326 04 00
					124 567		005 326 09 00 005 326 57 00 005 326 58 00 005 326 59 00 005 326 63 00 006 326 67 00 958 323 54 00

Fordítások

(1)	1. elsőtengely
(2)	2. elsőtengely
(3)	4 csatornás ABS
(4)	tengelykivitel
(5)	tengelyterhelés [lb]
(6)	tengelyterhelés [t]
(7)	összkerék
(8)	hajtótengely
(9)	többletterhelés 2,8 t vagy 3,0 t
(10)	szemátmérő: 40 mm
(11)	szemátmérő: 50 mm
(12)	Beépített Monroe légrugónál: lengéscsillapító és légrugótömlő teljesen cserélendő
(13)	hátsó tengely jelölése: ADA
(14)	hátsó tengely jelölése: ASA
(15)	laprugó
(16)	kengyelfelfüggesztés hátul
(17)	független kerékelfüggesztés
(18)	középhosszú vezetőfülke
(19)	vezetőfülke-sorozatszám
(20)	alvázmagasság 810 mm
(21)	alvázmagasság 850 mm
(22)	alvázmagasság 900 mm
(23)	alvázmagasság: standard
(24)	alvázmagasság: extra mély [E]
(25)	alvázmagasság: magas [H]
(26)	alvázmagasság: normál [N]
(27)	alvázmagasság: mély [L]
(28)	alvázosztály: C
(29)	alvázosztály: D
(30)	alvázosztály: G
(31)	alvázosztály: L
(32)	utazómagasság 106 - 115 mm
(33)	utazómagasság 131 - 150 mm
(34)	utazómagasság 151 - 190 mm
(35)	utazómagasság 171 - 190 mm
(36)	utazómagasság 171 - 210 mm
(37)	utazómagasság 186 - 245 mm
(38)	utazómagasság 211 - 250 mm
(39)	utazómagasság 231 - 250 mm
(40)	utazómagasság 231 - 270 mm
(41)	utazómagasság 251 - 270 mm
(42)	utazómagasság 301 - 320 mm
(43)	utazómagasság 321 - 360 mm
(44)	utazómagasság 341 - 360 mm
(45)	járműszélesség 2300 mm

DE

EN

FR

NL

ES

PT

IT

NO

SV

FI

RU

PL

HU

CS

RO

HR

EL

TR

ZH

Fordítások

- (46) felniméret [col]
- (47) reptéri busz
- (48) folyékony PB gáz [LPG]
- (50) csuklós busz kormányzott utánfutó tengellyel
- (51) csuklós busz merev utánfutó tengellyel
- (52) nagyméretű vezetőfülke
- (53) hátsókerék-hajtás
- (54) nagyterhelésű csomag
- (55) magasság [col]
- (56) billenőkocsi
- (57) kombibusz
- (58) komfort kivitel
- (59) rövid vezetőfülke
- (60) hosszú vezetőfülke
- (61) lift - lengéscsillapító
- (62) tömegközlekedési busz
- (63) légrugó: magában foglalja a lengéscsillapítót és légrugótömlőt
- (64) a légrugótömlő és a lengéscsillapító komplett légrugót alkot.
- (65) országvitel: Ausztrália
- (66) országvitel: Európa
- (67) országvitel: Finnország
- (68) országvitel: Görögország
- (69) országvitel: Norvégia
- (70) országvitel: Portugália
- (71) országvitel: Svédország
- (72) országvitel: Törökország
- (73) középtengely a keretkarima aljáig (FRH-310)
- (74) középtengely a keretkarima aljáig (FRH-330,350)
- (75) középtengely a keretkarima aljáig (RRH-180,200)
- (76) középtengely a keretkarima aljáig (RRH-220,240)
- (77) középtengely a keretkarima aljáig (RRH-260)
- (78) középtengely az alsó kerékkarimáig
- (79) középtengely az alsó keretkarimáig
- (80) közép magas építési mód
- (81) hulladékgyűjtő jármű
- (82) alacsony padlószintű busz
- (83) alacsony építési mód
- (84) hasznos terhelés [kg]
- (85) pick-up
- (86) rakfelület
- (87) alváz
- (88) kereszttartó
- (89) tengelytáv [mm]
- (90) tengelytáv záróértéke [mm]
- (91) tengelytáv kezdőértéke [mm]

Fordítások

(92)	alacsony keretmagasság
(93)	normál keretmagasság
(94)	turistabusz
(95)	nyergesvontató
(96)	vonótengely
(97)	csavarrugó
(98)	különleges kivitelezés
(99)	S-3855, S-3806, S-3784, S-6526 különleges kivitel
(100)	nyomtáv hátul [mm]
(101)	merevtengely
(102)	négyponos vezetőfülke-alátámasztás
(103)	előfutó tengely
(104)	kétpontos vezetőfülke-alátámasztás
(105)	tengelyterheléstől [t]
(106)	úttisztító gépekhez is
(107)	CDC-lengéscsillapítóknál (Continuous Damping Control)
(108)	tengelyterhelésig [t]
(109)	nak/nek
(110)	kemping járművekhez
(111)	háromszögkormányzáshoz [haszongépjármű]
(112)	alvázmagassághoz (jármű terheletlen) [mm]
(113)	ASR-rel rendelkező járművekhez
(114)	magasított tetős járművekhez
(115)	megerősített elülső rugókkal rendelkező járművekhez
(116)	első tengelyen légrugó nélküli járművekhez
(117)	stabilizátor nélküli járművekhez
(118)	tűzoltó járművekhez
(119)	úttisztító gépekhez
(120)	mentőhöz
(121)	magas tehersúlypont
(122)	teljes csere [elől és hátul]
(123)	rövid tengelytáv
(124)	hosszú tengelytáv
(125)	magas tetővel
(126)	stabilizátorral a hátsó tengelyen
(127)	lesüllyeszthető légrugózással hátul
(128)	középmagas tetővel
(129)	alacsony tetővel
(130)	csökkentett jármű-összsúllyal
(131)	közepes tengelytávval
(132)	nem nak/nek
(133)	kivéve változathoz
(134)	kivéve duplafülkéhez
(135)	kivéve tárcsaátmérőhöz [col]
(136)	kivéve hasznos tömeghez [kg]

DE

EN

FR

NL

ES

PT

IT

NO

SV

FI

RU

PL

HU

CS

RO

HR

EL

TR

ZH

Fordítások

(137) alacsony keret

(138) csak csereként a megadott OE-számhoz

(139) rugó nélkül

(140) csapágy nélkül

(141) stabilizátor nélkül a hátsó tengelyen

(142) oldalsó beépítés

(143) széria gyártású

(144) szabályozható

(145) választható HD 115 904-hez

(146) választható HD 115 906-hoz

(147) választható HD 290 377-hez

(148) választható PDC [Pneumatic Damping Control] a 123 868-hoz

(149) választható PDC [Pneumatic Damping Control] a 170 182-höz

(150) megengedett össztömeg [kg]

(151) Figyelem: Cikkeink csak a megadott OE-számok helyettesítéseként érvényesek. A "Ref." oszlopban az OE-számoknak csak egy része van feltüntetve. Az összes összehasonlító szám teljes listája a függelékben található.

(152) A méret táblázat ebben az egyszerűsített formában kizárólag a katalógusban szereplő pótalkatrészsámok beazonosítására szolgál. A lökhárítókat tilos kizárólag a méreteik alapján kiválasztani, mivel azonos külső méretek esetén is alapvetően különbözhetnek a csillapítóerők, ezáltal egy a külső méretei alapján megfelelő lökhárító is jelentősen ronthatja a jármű biztonságát!

Obecná informace

Značkové výrobky SACHS Vám zaručují nejvyšší přesnost a spolehlivost funkcí. Proto vždy vyžadujte originální díly SACHS.

K vyřízení Vašich požadavků potřebujeme celé objednací číslo, například:

SACHS tlumič 124 567

V případě pochybností udávejte také typové označení a rok výroby vozidla, k němuž se požadovaná položka vztahuje.


Všechna práva vyhrazena. Kopírování nebo spoluzžívání tohoto katalogu – a to i jeho částí – pro vypracování vlastního katalogu je bez výslovného svolení nepřipustné.

Čísla náhradních dílů výrobců vozidel slouží pouze ke srovnání. Používání těchto údajů na fakturách vystavovaných držitelům vozidel není přípustné.

Aktuální obchodní podmínky naleznete na stránce www.zf.com/de/services/documents.



Všechny výrobky uvedené v tomto katalogu smí instalovat pouze školený personál odborného autoservisu.



Elektronické katalogy

WebCat

- On-line katalog na Internetu:
www.zf.com/sachs/catalog

InCat

- Katalog v elektronické podobě na disku DVD (osobní a užitkové automobily)

DE

EN

FR

NL

ES

PT

IT

NO

SV

FI

RU

PL

HU

CS

RO








HR

EL





TR

ZH

Struktura katalogu

		Baumuster Model						Ref.
---	---	--------------------	---	---	---	---	---	------

MERCEDES-BENZ

ACTROS 3340 - 3360		06.96 -							
3348	04.03 -	930.162-163			124 639	1.VA / 1st FA	(1)	006 323 33 00	006 323 39 00
								006 323 40 00	006 323 74 00
					124 678	1.VA / 1st FA	(1)	005 323 96 00	006 323 73 00
								007 323 14 00	958 323 08 00
								958 323 08 00	958 323 09 00
					125 898	1.VA / 1st FA	(1)	005 323 97 00	006 323 21 00
								006 323 72 00	375 323 01 00
								958 323 05 00	
					131 622	1.VA / 1st FA	(1)	006 323 54 00	
					290 242	1.VA / 1st FA	(1)	006 323 45 00	
					310 805	2.VA / 2nd FA	(2)	005 323 96 00	006 323 37 00
								006 323 61 00	
					124 376	oo		005 326 14 00	006 326 05 00
					311 669	oo		005 326 04 00	
					124 567			005 326 09 00	005 326 57 00
								005 326 58 00	005 326 59 00
								005 326 63 00	006 326 67 00
								006 326 67 00	006 326 68 00

Překlady

(1)	1. náprava
(2)	2. náprava
(3)	4kanálový systém ABS
(4)	provedení nápravy
(5)	zatížení nápravy [lb]
(6)	zatížení nápravy [t]
(7)	pohon na 4 kola
(8)	hnací náprava
(9)	zatížení nad 2,8 t nebo 3,0 t
(10)	průměr oka: 40 mm
(11)	průměr oka: 50 mm
(12)	S vestavěnou pneumatickou pružinou Monroe: Kompletně vyměnit tlumič a vzduchový vak.
(13)	ozn. zadní nápravy: ADA
(14)	ozn. zadní nápravy: ASA
(15)	listová pružina
(16)	třmenové zavěšení vzadu
(17)	nezávislé zavěšení kol
(18)	kabina řidiče středně dlouhá
(19)	sériové číslo kabiny řidiče
(20)	výška podvozku 810 mm
(21)	výška podvozku 850 mm
(22)	výška podvozku 900 mm
(23)	výška podvozku: standard
(24)	výška podvozku: zvlášť hluboko (E)
(25)	výška podvozku: vysoko (H)
(26)	výška podvozku: normální (N)
(27)	výška podvozku: hluboko (L)
(28)	třída podvozku: C
(29)	třída podvozku: D
(30)	třída podvozku: G
(31)	třída podvozku: L
(32)	jízdní výška 106 - 115 mm
(33)	jízdní výška 131 - 150 mm
(34)	jízdní výška 151 - 190 mm
(35)	jízdní výška 171 - 190 mm
(36)	jízdní výška 171 - 210 mm
(37)	jízdní výška 186 - 245 mm
(38)	jízdní výška 211 - 250 mm
(39)	jízdní výška 231 - 250 mm
(40)	jízdní výška 231 - 270 mm
(41)	jízdní výška 251 - 270 mm
(42)	jízdní výška 301 - 320 mm
(43)	jízdní výška 321 - 360 mm
(44)	jízdní výška 341 - 360 mm
(45)	šířka vozidla 2300 mm

Překlady

(92) výška rámu nízká
(93) výška rámu normální
(94) zájezdový autobus
(95) návěs
(96) vlečená náprava
(97) šroubovicová pružina
(98) speciální provedení
(99) speciální provedení S-3855, S-3806, S-3784, S-6526
(100) rozchod vzadu [mm]
(101) tuhá náprava
(102) čtyřbodové uložení kabiny řidiče
(103) tlačená náprava
(104) dvoubodové uložení kabiny řidiče
(105) od zatížení nápravy [t]
(106) i pro zametací stroje
(107) u tlumičů CDC (Continuous Damping Control)
(108) do zatížení nápravy [t]
(109) pro
(110) pro kempingová vozidla
(111) pro trojúhelníkové rameno (užitková motorová vozidla)
(112) pro výšku podvozku (vozidlo nenaloženo) [mm]
(113) pro vozidla s ASR
(114) pro vozidla s vysokou střechou
(115) pro vozidla se zesílenou přední pružinou
(116) pro vozidla bez pneumatického pérování na přední nápravě
(117) pro vozidla bez stabilizátoru
(118) pro hasičské vozy
(119) pro zametací stroje
(120) pro sanitky
(121) vysoko položené těžiště zatížení
(122) kompletně vyměnit (vpředu a vzadu)
(123) krátký rozvor kol
(124) dlouhý rozvor kol
(125) s vysokou střechou
(126) se stabilizátorem na zadní nápravě
(127) se snižovaným pneumatickým pérováním vzadu
(128) se středně vysokou střechou
(129) s nízkou střechou
(130) s redukovanou celkovou hmotností vozidla
(131) průměrný rozvor kol
(132) není pro
(133) nepoužívat pro typ
(134) není určeno pro dvojitou kabinu
(135) nepoužívat pro velikost ráfků [palce]
(136) není určeno pro užitné zatížení [kg]

DE

EN

FR

NL

ES

PT

IT

NO

SV

FI

RU

PL

HU

CS

RO

HR

EL

TR

ZH

Překlady

(137) nízký rám

(138) jen jako náhrada za uvedené č. OE

(139) bez pružiny

(140) bez ložiska

(141) bez stabilizátoru na zadní nápravě

(142) boční vestavba

(143) sériový

(144) přestavitelný

(145) volitelně HD pro 115 904

(146) volitelně HD pro 115 906

(147) volitelně HD pro 290 377

(148) volitelně PDC (Pneumatic Damping Control) pro 123 868

(149) volitelně PDC (Pneumatic Damping Control) pro 170 182

(150) příp. celková hmotnost [kg]

(151) Pozor: Naše výrobky jsou platné pouze jako náhrada za uvedená čísla OE. Ve sloupci "Ref." je uvedena pouze část čísel OE. Úplnou sestavu porovnávacích čísel naleznete v dodatku.

(152) Rozměrová tabulka v tomto zjednodušeném zobrazení slouží výhradně jako referenční materiál pro čísla náhradních dílů obsažených v tomto katalogu. Tlumiče pérování se v žádném případě nesmějí vybírat jen podle rozměrů, protože i v rozměrově stejných tlumičích mohou působit naprosto rozdílné tlumicí síly. Takový tlumič pérování, který by jen podle vnějších rozměrů mohl být záměnný, by mohl výrazně zhoršit bezpečnost vozidla!

Informații generale

Produsele de marcă SACHS vă garantează cea mai înaltă precizie și o funcționare ireproșabilă. Solicitați de aceea întotdeauna piese originale de la firma SACHS.

Pentru solicitările dumneavoastră avem nevoie de numărul complet de comandă, de exemplu:

Amortizor SACHS 124 567

În cazuri neclare vă rugăm să indicați și denumirea tipului și anul de fabricație al autovehiculului pentru care este destinat articolul dorit.


Toate drepturile sunt rezervate. Multiplicarea sau cutilizarea acestui catalog – chiar și sub formă de extras – pentru întocmirea unui catalog propriu nu este permisă fără acordul expres.

Numerele pieselor de schimb ale fabricanților de autovehicule folosesc numai în scopuri comparative. Utilizarea datelor de acest gen în facturi adresate proprietarului autovehiculului nu este permisă.

Condițiile generale de afaceri se pot găsi în varianta actuală la www.zf.com/de/services/documents.



Montarea tuturor produselor prezentate în acest catalog este permisă numai personalului instruit al unui atelier de specialitate auto.



Cataloage electronice

WebCat

- Catalog online în Internet la www.zf.com/sachs/catalog

InCat

- Catalogul electronic pe DVD (autoturisme și autoutilitare)

DE

EN

FR

NL

ES

PT

IT

NO

SV

FI

RU

PL

HU

CS

RO

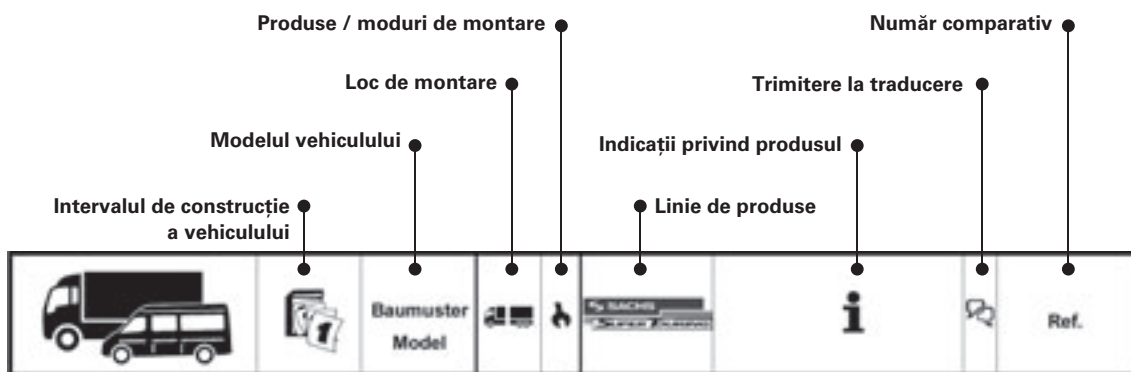
HR

EL

TR

ZH

Structură catalog



MERCEDES-BENZ										
ACTROS 3340 - 3360 06.96 -										
3348	04.03 -	930.162-163			124 639	1.VA / 1st FA	(1)	006 323 33 00	006 323 39 00	006 323 40 00
								006 323 74 00		
					124 678	1.VA / 1st FA	(1)	005 323 96 00	006 323 73 00	007 323 14 00
								958 323 08 00		
								958 323 09 00		
					125 898	1.VA / 1st FA	(1)	005 323 97 00	006 323 21 00	006 323 72 00
								375 323 01 00		
								958 323 05 00		
					131 622	1.VA / 1st FA	(1)	006 323 54 00		
					290 242	1.VA / 1st FA	(1)	006 323 45 00		
					310 805	2.VA / 2nd FA	(2)	005 323 95 00	006 323 37 00	006 323 61 00
					124 376	oo		005 326 14 00	006 326 05 00	
								005 326 04 00		
					311 669	oo		005 326 09 00	005 326 57 00	005 326 58 00
								005 326 59 00	005 326 63 00	006 326 67 00
					124 567	oo		005 326 57 00	005 326 58 00	005 326 59 00
								005 326 63 00	006 326 67 00	006 326 74 00

Traduceri

- (1) 1.AF
- (2) 2.AF
- (3) ABS pe 4 canale
- (4) variantă de osie
- (5) încărcare pe osie [lb]
- (6) încărcare pe osie [t]
- (7) tracțiune integrală
- (8) axă tractoare
- (9) încărcabil până la 2,8 t sau 3,0 t
- (10) diametru ochi: 40 mm
- (11) diametru ochi: 50 mm
- (12) Cu sistem de suspensie pneumatică Monroe încorporat: înlocuire completă a amortizorului și a burdufului suspensiei pneumatice.
- (13) denumire axă spate: ADA
- (14) denumire axă spate: ASA
- (15) arc lamelar
- (16) cadru de agățare spate
- (17) suspensie independentă roată
- (18) cabină a conducătorului, lungime medie
- (19) serie cabină conducător
- (20) înălțime a șasiului 810 mm
- (21) înălțime a șasiului 850 mm
- (22) înălțime a șasiului 900 mm
- (23) înălțime șasiu: standard
- (24) înălțime șasiu: extra-coborât (E)
- (25) înălțime șasiu: înalt (H)
- (26) înălțime șasiu: normal (N)
- (27) înălțime șasiu: coborât (L)
- (28) clasa șasiului: C
- (29) clasa șasiului: D
- (30) clasa șasiului: G
- (31) clasa șasiului: L
- (32) înălțime de deplasare 106 - 115 mm
- (33) înălțime de deplasare 131 - 150 mm
- (34) înălțime de deplasare 151 - 190 mm
- (35) înălțime de deplasare 171 - 190 mm
- (36) înălțime de deplasare 171 - 210 mm
- (37) înălțime de deplasare 186 - 245 mm
- (38) înălțime de deplasare 211 - 250 mm
- (39) înălțime de deplasare 231 - 250 mm
- (40) înălțime de deplasare 231 - 270 mm
- (41) înălțime de deplasare 251 - 270 mm
- (42) înălțime de deplasare 301 - 320 mm
- (43) înălțime de deplasare 321 - 360 mm
- (44) înălțime de deplasare 341 - 360 mm

DE

EN

FR

NL

ES

PT

IT

NO

SV

FI

RU

PL

HU

CS

RO

HR

EL

TR

ZH

Traduceri

(45)	lățime a vehiculului 2300 mm
(46)	dimensiune jantă
(47)	autobuz pentru transport în aeroport
(48)	gaz lichefiat (GPL)
(50)	autobuz articulat cu osie auxiliară purtătoare posterioară articulată
(51)	autobuz articulat cu osie auxiliară purtătoare posterioară rigidă
(52)	cabină mare a conducătorului
(53)	tracțiune spate
(54)	pachet pentru sarcină mare
(55)	înălțime [inch]
(56)	basculator
(57)	autobuz
(58)	model deluxe
(59)	cabină scurtă a conducătorului
(60)	cabină lungă a conducătorului
(61)	lift - amortizor
(62)	autobuz de linie
(63)	sistem de suspensie pneumatică: include amortizor și burduf pentru suspensie pneumatică
(64)	burduful suspensiei pneumatice și amortizorul alcătuiesc un sistem complet de suspensie pneumatică.
(65)	varianta de țară: Australia
(66)	varianta de țară: Europa
(67)	varianta de țară: Finlanda
(68)	varianta de țară: Grecia
(69)	varianta de țară: Norvegia
(70)	varianta de țară: Portugalia
(71)	varianta de țară: Suedia
(72)	varianta de țară: Turcia
(73)	axa centrală până sub flanșa cadrului (FRH-310)
(74)	axa centrală până sub flanșa cadrului (FRH-330,350)
(75)	axa centrală până sub flanșa cadrului (RRH-180,200)
(76)	axa centrală până sub flanșa cadrului (RRH-220,240)
(77)	axa centrală până sub flanșa cadrului (RRH-260)
(78)	axa centrală până la flanșa inferioară a roții
(79)	axa centrală până la flanșa inferioară a cadrului
(80)	construcție mediu înălțată
(81)	autospecială pentru gunoi
(82)	autobuz cu platformă joasă
(83)	construcție joasă
(84)	încărcătura utilă [kg]
(85)	pick-up
(86)	platformă
(87)	platformă / șasiu
(88)	suport transversal
(89)	ampatament [mm]
(90)	ampatament până la [mm]

Traduceri

- (91) ampatament de la [mm]
- (92) înălțime joasă a cadrului
- (93) înălțime normală a cadrului
- (94) autocar
- (95) cap tractor
- (96) osie purtătoare
- (97) arc elicoidal
- (98) construcție specială
- (99) construcție specială S-3855, S-3806, S-3784, S-6526
- (100) ecartament spate [mm]
- (101) axă rigidă
- (102) cabină cu fixare în 4 puncte
- (103) axă direcțională
- (104) reazeme în două puncte pentru cabina conducătorului
- (105) de la încărcare pe osie [t]
- (106) inclusiv pentru mașini de măturat
- (107) la amortizoare CDC (Continuous Damping Control)
- (108) până la încărcare pe osie [t]
- (109) pentru
- (110) pentru vehicule recreaționale
- (111) pentru bară de direcție triunghiulară (vehicul utilitar)
- (112) pentru înălțimea șasiului (vehicul neîncărcat) [mm]
- (113) pentru vehicule cu ASR
- (114) pentru vehicule cu acoperiș înalțat
- (115) pentru vehicule cu arcuri față întărite
- (116) pentru vehicule fără suspensie pneumatică la axa față
- (117) pentru vehicule fără bară stabilizatoare
- (118) pentru autospeciale de pompieri
- (119) pentru mașini de măturat
- (120) pentru ambulanțe
- (121) centru de greutate ridicat
- (122) înlocuire completă (față și spate)
- (123) ampatament redus
- (124) ampatament mare
- (125) cu plafon înalțat
- (126) cu stabilizator la axa spate
- (127) cu suspensie pneumatică spate descendentă
- (128) cu plafon mediu înalțat
- (129) cu plafon scund
- (130) cu masă totală redusă a vehiculului
- (131) ampatament mediu
- (132) nu pentru
- (133) nu pentru model
- (134) nu pentru cabină dublă
- (135) nu pentru dimensiune jantă [mm]

DE

EN

FR

NL

ES

PT

IT

NO

SV

FI

RU

PL

HU

CS

RO

HR

EL

TR

ZH

Traduceri

(136) nu pentru încărcătura utilă [mm]

(137) cadru coborât

(138) numai ca înlocuitor pentru nr. OE indicate

(139) fără arc

(140) fără lagăr

(141) fără stabilizator la axa spate

(142) montare laterală

(143) standard

(144) reglabil

(145) alternativ HD pentru 115 904

(146) alternativ HD pentru 115 906

(147) alternativ HD pentru 290 377

(148) alternativ PDC (Pneumatic Damping Control) pentru 123 868

(149) alternativ PDC (Pneumatic Damping Control) pentru 170 182

(150) masă totală admisă [kg]

(151) **Atenție:** Articolele noastre sunt valabile numai ca înlocuitor pentru numerele OE indicate. În coloana "Ref." este prezentată o singură parte a numerelor OE. Lista completă a tuturor numerelor comparative este prezentată în anexă.

(152) Tabelul de măsuri din această reprezentare simplificată servește exclusiv drept referință pentru numerele de piese de schimb cuprinse în acest catalog. Amortizoarele nu trebuie în niciun caz selectate numai pe baza dimensiunilor, deoarece chiar în cazul unor dimensiuni exterioare egale pot fi dezvoltate forțe de amortizare complet diferite, astfel încât și în cazul montării ulterioare a unui amortizor de aceleași dimensiuni exterioare, poate fi afectată considerabil siguranța autovehiculului!

Opće informacije

Proizvodi s oznakom podrijetla SACHS jamče Vam vrhunsku preciznost i besprijekornu funkciju. Zahtjevajte stoga uvijek originalne dijelove tvrtke SACHS.

Za vaše narudžbe nam je potreban potpuni kataloški broj, na primjer:

SACHS amortizeri 124 567

U slučaju dvojbe navedite i oznaku tipa te godinu proizvodnje vozila, za koje je željeni proizvod namijenjen.


Sva prava pridržana. Bez izričite suglasnosti nije dopušteno umnožavanje ili zajednička uporaba ovog kataloga za izradu vlastitog kataloga, pa makar samo izvadaka iz istoga.

Brojevi rezervnih dijelova od proizvođača vozila služe samo za usporedbu. Uporaba takovrsnih podataka u fakturama koje se izdaju vlasniku vozila nije dopuštena.

Trenutne opće uvjete poslovanja pronaći ćete na www.zf.com/de/services/documents.



Sve proizvode navedene u ovom katalogu smiju ugrađivati samo školovani mehaničari u servisnoj radionici za motorna vozila.



Elektronski katalogi

WebCat

- Online-katalog na internet-stranici: www.zf.com/sachs/catalog

InCat

- Elektronički katalog na DVD-u (osobna i gospodarska vozila)

DE

EN

FR

NL

ES

PT

IT

NO

SV

FI

RU

PL

HU

CS

RO

HR

EL

TR

ZH

DE

EN

FR

NL

ES

PT

IT

NO

SV

FI

RU

PL

HU

CS

RO








HR

EL





TR

ZH

Ustroj kataloga

		Baumuster Model						Ref.
---	---	----------------------------	---	---	---	---	---	-------------

MERCEDES-BENZ

ACTROS 3340 - 3360		06.96 -						
3348	04.03 -	930.162-163			124 639	1.VA / 1st FA	(1)	006 323 33 00 006 323 39 00 006 323 40 00 006 323 74 00
					124 678	1.VA / 1st FA	(1)	005 323 96 00 006 323 73 00 007 323 14 00 958 323 08 00 958 323 09 00
					125 898	1.VA / 1st FA	(1)	005 323 97 00 006 323 21 00 006 323 72 00 375 323 01 00 958 323 05 00
					131 622	1.VA / 1st FA	(1)	006 323 54 00
					290 242	1.VA / 1st FA	(1)	006 323 45 00
					310 805	2.VA / 2nd FA	(2)	005 323 95 00 006 323 37 00 006 323 61 00
					124 376	oo		005 326 14 00 006 326 05 00
					311 669	oo		005 326 04 00
					124 567			005 326 09 00 005 326 57 00 005 326 58 00 005 326 59 00 005 326 63 00 006 326 67 00 958 323 54 00

Prijevodi

(1)	1.PO
(2)	2.PO
(3)	4-kanalni ABS
(4)	izvedba osovine
(5)	opterećenje osovine [lb]
(6)	opterećenje osovine [t]
(7)	pogon na svim kotačima
(8)	pogonska osovina
(9)	utovarna masa na 2,8 t ili 3,0 t
(10)	promjer oka: 40 mm
(11)	promjer oka: 50 mm
(12)	Kod ugrađenog Monroe pneumatskog elastičnog elementa za vešanje: amortizer i pneumatski mijeh zamijeniti u celosti
(13)	ozn. stražnje osovine: ADA
(14)	ozn. stražnje osovine: ASA
(15)	lisnata opruga
(16)	stremeni ovjes straga
(17)	pojedinačni ovjes na sva 4 kotača
(18)	srednje duga kabina
(19)	serijski broj vozačke kabine
(20)	visina šasije 810 mm
(21)	visina šasije 850 mm
(22)	visina šasije 900 mm
(23)	visina šasije: standardna
(24)	visina šasije: posebno duboka (E)
(25)	visina šasije: visoka (H)
(26)	visina šasije: normalna (N)
(27)	visina šasije: duboka (L)
(28)	klasa podvozja: C
(29)	klasa podvozja: D
(30)	klasa podvozja: G
(31)	klasa podvozja: L
(32)	visina u vožnji 106 - 115 mm
(33)	visina u vožnji 131 - 150 mm
(34)	visina u vožnji 151 - 190 mm
(35)	visina u vožnji 171 - 190 mm
(36)	visina u vožnji 171 - 210 mm
(37)	visina u vožnji 186 - 245 mm
(38)	visina u vožnji 211 - 250 mm
(39)	visina u vožnji 231 - 250 mm
(40)	visina u vožnji 231 - 270 mm
(41)	visina u vožnji 251 - 270 mm
(42)	visina u vožnji 301 - 320 mm
(43)	visina u vožnji 321 - 360 mm
(44)	visina u vožnji 341 - 360 mm

DE

EN

FR

NL

ES

PT

IT

NO

SV

FI

RU

PL

HU

CS

RO

HR

EL

TR

ZH

Prijevodi

- (45) širina vozila 2300 mm
- (46) veličina naplatka [col]
- (47) aerodromski autobus
- (48) tekućin plin (LPG)
- (50) zglobni autobus s upravljanom pratećom osovinom
- (51) zglobni autobus s krutom pratećom osovinom
- (52) postrana kabina
- (53) zadnji pogon
- (54) paket za visoko opterećenje
- (55) visina [col]
- (56) samoistovarivač
- (57) kombinirani autobus
- (58) izvedba "komfort"
- (59) kratka kabina
- (60) dugačka kabina
- (61) podizni amortizer
- (62) linijski javni autobus
- (63) zračna opruga: sadrži amortizer i zračni mijeh
- (64) zračni mijeh i amortizer čine kompl. zračnu oprugu.
- (65) izvedba za određenu državu: Australija
- (66) izvedba za određenu državu: Europa
- (67) izvedba za određenu državu: Finska
- (68) izvedba za određenu državu: Grčka
- (69) izvedba za određenu državu: Norveška
- (70) izvedba za određenu državu: Portugal
- (71) izvedba za određenu državu: Švedska
- (72) izvedba za određenu državu: Turska
- (73) srednja osovina do donje prirubnice okvira (FRH-310)
- (74) srednja osovina do donje prirubnice okvira (FRH-330,350)
- (75) srednja osovina do donje prirubnice okvira (RRH-180,200)
- (76) srednja osovina do donje prirubnice okvira (RRH-220,240)
- (77) srednja osovina do donje prirubnice okvira (RRH-260)
- (78) srednja osovina do donje prirubnice kotača
- (79) srednja osovina do donje prirubnice okvira
- (80) srednje visoki dizajn
- (81) smetlarski kamion
- (82) niskopodni autobus
- (83) niski dizajn
- (84) korisna nosivost [kg]
- (85) pick-up
- (86) platforma
- (87) platforma/šasija
- (88) poprečni nosač
- (89) razmak osovina [mm]
- (90) razmak kotača do (mm)

Prijevodi

- (91) razmak kotača od (mm)
- (92) niski okvir
- (93) normalna visina okvira
- (94) putnički autobus
- (95) vučno vozilo
- (96) vučna osovina
- (97) spiralna opruga
- (98) specijalna izvedba
- (99) posebna izvedba S-3855, S-3806, S-3784, S-6526
- (100) razmak kotača straga (mm)
- (101) kruta osovina
- (102) uležištenje kabine u četiri točke
- (103) prednja osovina
- (104) uležištenje kabine u dvije točke
- (105) od opterećenja osovine [t]
- (106) također za strojeve za čišćenje ulica
- (107) kod CDC amortizera (Continuous Damping Control)
- (108) do osovinskog opterećenja [t]
- (109) za
- (110) za vozila za kampiranje
- (111) za trokutaste upravljače (NKW)
- (112) za visinu šasijske (neutovareno vozilo) [mm]
- (113) za vozila s ASR-om
- (114) za vozila s visokim krovom
- (115) za vozila s pojačanom prednjom oprugom
- (116) za vozila bez pneumatske opruge na prednjoj osovini
- (117) za vozila bez stabilizatora
- (118) za vatrogasna vozila
- (119) za strojeve za čišćenje ulica
- (120) za kola hitne pomoći
- (121) visoko težište opterećenja
- (122) kompletno zamijeniti (sprijeda i straga)
- (123) kratak razmak osovina
- (124) dugi razmak osovina
- (125) s visokim krovom
- (126) sa stabilizatorom na stražnjoj osovini
- (127) sa spustivom pneumatskom oprugom straga
- (128) sa srednje visokim krovom
- (129) s niskim krovom
- (130) sa smanjenom ukup.tež. vozila
- (131) srednji razmak osovina
- (132) nije za
- (133) ne za model
- (134) nije za duplu kabinu
- (135) ne za veličinu naplatka [col]

DE

EN

FR

NL

ES

PT

IT

NO

SV

FI

RU

PL

HU

CS

RO

HR

EL

TR

ZH

Prijevod

(136) ne za korisnu nosivost [kg]

(137) niski okvir

(138) samo kao zamjena za navedeni OE-broj

(139) bez opruga

(140) bez ležaja

(141) bez stabilizatora na stražnjoj osovini

(142) bočna ugradnja

(143) serijska oprema

(144) namjestiv

(145) alternativno zadnji amortizer za 115 904

(146) alternativno zadnji amortizer za 115 906

(147) alternativno zadnji amortizer za 290 377

(148) alternativno PDC (Pneumatic Damping Control) za 123 868

(149) alternativno PDC (Pneumatic Damping Control) za 170 182

(150) dopuštena ukupna masa vozila [kg]

(151) Pozor: Naši artikli vrijede samo kao zamjena za navedene OE-brojeve. U stupcu "Ref." naveden je samo jedan dio OE-broja. Potpuni popis svih brojeva referenci pronaći ćete u dodatku.

(152) Mjerna tablica u ovom pojednostavljenom prikazu služi isključivo kao referencija za brojeve zamjenskih dijelova koji su navedeni u ovom katalogu. Amortizeri se ni u kom slučaju ne smiju birati isključivo temeljem njihovim dimenzija, budući da se i kod potpuno istih vanjskih dimenzija mogu stvarati potpuno različite prigušne sile tako da amortizer ugrađen prema vanjskim dimenzijama može negativno utjecati na sigurnost vozila.

Γενικές πληροφορίες

Τα επώνυμα προϊόντα SACHS σας εγγυώνται μέγιστη ακρίβεια προσαρμογής και άψογη λειτουργία. Σητάτε λοιπόν πάντα τα γνήσια προϊόντα της SACHS.

Για τις παραγγελίες σας χρειαζόμαστε τον πλήρη αριθμό παραγγελίας, για παράδειγμα:

Αμορτισέρ SACHS 124 567

Σε περίπτωση αμφιβολιών, θα πρέπει να αναφέρετε και την περιγραφή τύπου και την ημερομηνία κατασκευής του οχήματος, στο οποίο θα χρησιμοποιηθεί το είδος που θα παραγγείλετε.


Με την επιφύλαξη κάθε δικαιώματος. Δεν επιτρέπεται η αναπαραγωγή αντιτύπων ή η χρήση αυτού του καταλόγου - ακόμη και αποσπασματικά - για τη σύνταξη άλλου καταλόγου χωρίς ρητή άδεια.

Οι αριθμοί ανταλλακτικών των κατασκευαστών των οχημάτων αναφέρονται μόνο για σύγκριση. Δεν επιτρέπεται η αναφορά τέτοιου είδους στοιχείων σε παραστατικά αγοράς που απευθύνονται στον κάτοχο του οχήματος.

Οι ισχύοντες γενικοί όροι λειτουργίας υπάρχουν στη διεύθυνση www.zf.com/de/services/documents.



Όλα τα εξαρτήματα αυτού του καταλόγου επιτρέπεται να τοποθετούνται μόνο από το εκπαιδευμένο προσωπικό ενός συνεργείου αυτοκινήτου.



Ηλεκτρονικοί κατάλογοι

WebCat

- Online κατάλογος στο internet στη διεύθυνση www.zf.com/sachs/catalog

InCat

- Ηλεκτρονικός κατάλογος σε DVD (οχήματα Ι.Χ. και Δ.Χ.)

DE

EN

FR

NL

ES

PT

IT

NO

SV

FI

RU

PL

HU

CS

RO

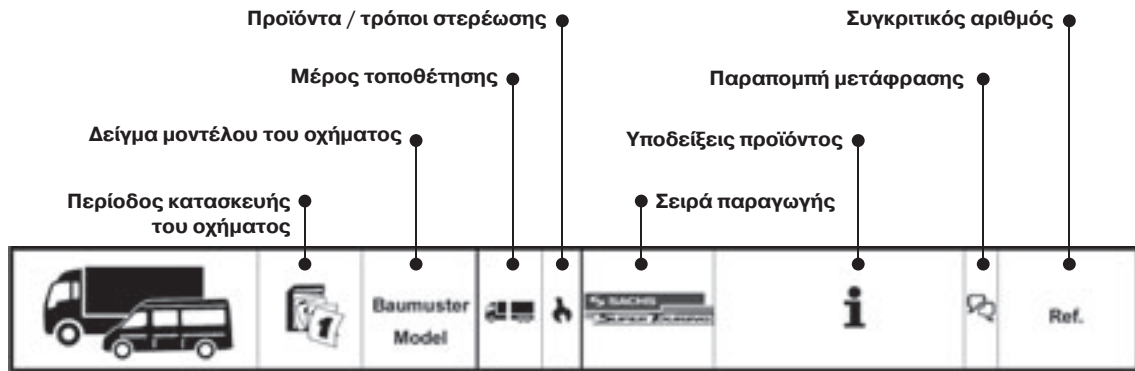
HR

EL

TR

ZH

Δομή καταλόγου



MERCEDES-BENZ

ACTROS 3340 - 3360		06.96 -	
3348	04.03 -	930.162-163	
			124 639 1.VA / 1st FA (1) 006 323 33 00 006 323 39 00 006 323 40 00 006 323 74 00
			124 678 1.VA / 1st FA (1) 005 323 96 00 006 323 73 00 007 323 14 00 958 323 08 00 958 323 09 00
			125 898 1.VA / 1st FA (1) 005 323 97 00 006 323 21 00 006 323 72 00 375 323 01 00 958 323 05 00
			131 622 1.VA / 1st FA (1) 006 323 54 00
			290 242 1.VA / 1st FA (1) 006 323 45 00
			310 805 2.VA / 2nd FA (2) 005 323 95 00 006 323 37 00 006 323 61 00
			124 376 00 005 326 14 00 006 326 05 00
			311 669 00 005 326 04 00
			124 567 00 005 326 09 00 005 326 57 00 005 326 58 00 005 326 59 00 005 326 63 00 006 326 67 00 958 326 54 00

Μεταφράσεις

- (1) 1ος εμπρός άξονας
- (2) 2ος εμπρός άξονας
- (3) ABS 4 καναλιών
- (4) μοντέλο άξονα
- (5) φορτίο άξονα [lb]
- (6) φορτίο άξονα [t]
- (7) τετρακίνηση
- (8) άξονας κίνησης
- (9) φόρτωση σε 2,8 t ή 3,0 t
- (10) διάμετρος τρύπας: 40 mm
- (11) διάμετρος τρύπας: 50 mm
- (12) Σε ενσωματωμένη αερόσουστα Monroe: ολική αλλαγή αμορτισέρ και φυσσούνας αερόσουστας.
- (13) ονομασία του πίσω άξονα: ADA
- (14) ονομασία του πίσω άξονα: ASA
- (15) ελατήριο συγκράτησης
- (16) πίσω τοξοειδής ανάρτηση
- (17) ανεξάρτητη ανάρτηση
- (18) καμπινα οδηγου μεσαιου μηκους
- (19) σειριακός αριθμός θαλάμου οδήγησης
- (20) ύψος πλαισίου 810 mm
- (21) ύψος πλαισίου 850 mm
- (22) ύψος πλαισίου 900 mm
- (23) ύψος θαλάμου οδήγησης: σάνταρ
- (24) ύψος πλαισίου: πολύ χαμηλό (E)
- (25) ύψος πλαισίου: ψηλό (H)
- (26) ύψος πλαισίου: κανονικό (N)
- (27) ύψος πλαισίου: χαμηλό (L)
- (28) κατηγορία πλαισίου: C
- (29) κατηγορία πλαισίου: D
- (30) κατηγορία πλαισίου: G
- (31) κατηγορία πλαισίου: L
- (32) ύψος οδήγησης 106 - 115 mm
- (33) ύψος οδήγησης 131 - 150 mm
- (34) ύψος οδήγησης 151 - 190 mm
- (35) ύψος οδήγησης 171 - 190 mm
- (36) ύψος οδήγησης 171 - 210 mm
- (37) ύψος οδήγησης 186 - 245 mm
- (38) ύψος οδήγησης 211 - 250 mm
- (39) ύψος οδήγησης 231 - 250 mm
- (40) ύψος οδήγησης 231 - 270 mm
- (41) ύψος οδήγησης 251 - 270 mm
- (42) ύψος οδήγησης 301 - 320 mm
- (43) ύψος οδήγησης 321 - 360 mm
- (44) ύψος οδήγησης 341 - 360 mm
- (45) πλάτος οχήματος 2300 mm

Μεταφράσεις

(46) διαστάσεις ζάντας ["]

(47) λεωφορείο αεροδρομίου

(48) υγροποιημένο αέριο (LPG)

(50) αρθρωτό λεωφορείο με δευτερεύοντα άξονα που στρίβει

(51) αρθρωτό λεωφορείο με άκαμπτο δευτερεύοντα άξονα

(52) θάλαμος οδήγησης μεγάλου χώρου

(53) πίσω κίνηση

(54) πακέτου υψηλού φορτίου

(55) ύψος [in]

(56) όχημα με ανατρεπόμενο κάδο

(57) μεικτό λεωφορείο

(58) έκδοση άνεσης

(59) κοντός θάλαμος οδήγησης

(60) μακρύς θάλαμος οδήγησης

(61) ανυψωτικό - αμορτισέρ

(62) λεωφορείο συγκοινωνίας

(63) αερόσουστα: περιέχει αποσβεστήρα αμορτισέρ και φυσούνα

(64) φούσκα και αμορτισέρ αποτελούν μια πλήρη αερόσουστα

(65) έκδοση χώρας: Αυστραλία

(66) έκδοση χώρας: Ευρώπη

(67) έκδοση χώρας: Φινλανδία

(68) έκδοση χώρας: Ελλάδα

(69) έκδοση χώρας: Νορβηγία

(70) έκδοση χώρας: Πορτογαλία

(71) έκδοση χώρας: Σουηδία

(72) έκδοση χώρας: Τουρκία

(73) κεντρικός άξονας έως κάτω από τη φλάντζα πλαισίου (FRH-310)

(74) κεντρικός άξονας έως κάτω από τη φλάντζα πλαισίου (FRH-330,350)

(75) κεντρικός άξονας έως κάτω από τη φλάντζα πλαισίου (RRH-180,200)

(76) κεντρικός άξονας έως κάτω από τη φλάντζα πλαισίου (RRH-220,240)

(77) κεντρικός άξονας έως κάτω από τη φλάντζα πλαισίου (RRH-260)

(78) κεντρικός άξονας έως την κάτω φλάντζα τροχού

(79) κεντρικός άξονας έως την κάτω φλάντζα πλαισίου

(80) κατασκευή μέσου ύψους

(81) απορριμματοφόρο

(82) λεωφορείο με χαμηλό πάτωμα

(83) χαμηλή κατασκευή

(84) ωφέλιμο φορτίο [kg]

(85) pick up

(86) καρότσα

(87) καρότσα / σασί

(88) γεφυρα

(89) μεταξόνιο [mm]

(90) μεταξόνιο έως [mm]

(91) μεταξόνιο από [mm]

Μεταφράσεις

- (92) χαμηλό ύψος πλαισίου
- (93) κανονικό ύψος πλαισίου
- (94) πούλμαν
- (95) ρυμουλκόμενο όχημα
- (96) άξονας ρυμούλκησης
- (97) σπειροειδές ελατήριο
- (98) ειδική έκδοση
- (99) ειδική έκδοση S-3855, S-3806, S-3784, S-6526
- (100) μετατρόχιο πίσω [mm]
- (101) άκαμπτος άξονας
- (102) έδραση θαλάμου οδήγησης τεσσάρων σημείων
- (103) προπορευόμενος άξονας
- (104) έδραση θαλάμου οδήγησης δύο σημείων
- (105) από φορτίο άξονα [t]
- (106) επίσης και για μηχανήματα καθαρισμού
- (107) σε αποσβεστήρες CDC (Continuous Damping Control)
- (108) έως φορτίο άξονα [t]
- (109) Για
- (110) για οχήματα κάμπινγκ
- (111) για μπράτσο ζαμφορ V
- (112) για ύψος πλαισίου (μη φορτωμένο όχημα) [mm]
- (113) για οχήματα με ASR
- (114) για οχήματα με υπερυψωμένη οροφή
- (115) για οχήματα με ενισχυμένα μπροστινά ελατήρια
- (116) για οχήματα χωρίς ανάρτηση αέρα στον μπροστινό άξονα
- (117) για οχήματα χωρίς αντιστρεπτική
- (118) για πυροσβεστικά οχήματα
- (119) για μηχανήματα καθαρισμού
- (120) για ασθενοφόρα
- (121) υψηλό κέντρο βάρους φορτίου
- (122) ολική αντικατάσταση (μπροστά και πίσω)
- (123) κοντό μεταξόνιο
- (124) μακρύ μεταξόνιο
- (125) με υπερυψωμένη οροφή
- (126) με σταθεροποιητή στον πίσω άξονα
- (127) με ρυθμιζόμενα ελατήρια αέρα πίσω
- (128) με οροφή μεσαίου ύψους
- (129) με χαμηλή οροφή
- (130) με μειωμένο συνολικό βάρος οχήματος
- (131) μεσαίο μεταξόνιο
- (132) όχι για
- (133) όχι για μοντέλο
- (134) όχι για διπλοκάμπινο
- (135) όχι για διαστάσεις ζάντας [in]
- (136) όχι για ωφέλιμο φορτίο [kg]

DE

EN

FR

NL

ES

PT

IT

NO

SV

FI

RU

PL

HU

CS

RO

HR

EL

TR

ZH

Μεταφράσεις

(137) χαμηλό πλαίσιο

(138) μόνο ως αντικατάσταση για τους αναφερόμενους κωδικούς γνήσιων ανταλλακτικών

(139) χωρίς ελατήριο

(140) χωρίς έδρανο

(141) χωρίς σταθεροποιητή στον πίσω άξονα

(142) πλευρική τοποθέτηση

(143) σάνταρ

(144) ρυθμιζόμενο

(145) κατ' επιλογή HD για 115 904

(146) κατ' επιλογή HD για 115 906

(147) κατ' επιλογή HD για 290 377

(148) κατ' επιλογή PDC (Pneumatic Damping Control) για 123 868

(149) κατ' επιλογή PDC (Pneumatic Damping Control) για 170 182

(150) επιτρεπόμε. μικτό βάρος [kg]

(151) Προσοχή: Τα προϊόντα μας προορίζονται μόνο ως αντικατάσταση για τους αναφερόμενους κωδικούς γνήσιων ανταλλακτικών. στη στήλη "Ref." Περιλαμβάνεται μόνο ένα τμήμα των κωδικών γνήσιων ανταλλακτικών. Μια πλήρης λίστα όλων των συγκριτικών αριθμών υπάρχει στο παράρτημα.

(152) Ο πίνακας διαστάσεων σε αυτή την απλοποιημένη παράσταση χρησιμεύει αποκλειστικά ως αναφορά για τους αριθμούς των ανταλλακτικών εξαρτημάτων, που περιλαμβάνονται σε αυτό τον κατάλογο. Οι αποσβεστήρες ταλαντώσεων δεν επιτρέπεται σε καμία περίπτωση να επιλεγούν αποκλειστικά με βάση τις διαστάσεις, επειδή στις ίδιες εξωτερικές διαστάσεις μπορούν να δημιουργηθούν επίσης εντελώς διαφορετικές δυνάμεις απόσβεσης, έτσι ώστε σε περίπτωση ενός τοποθετημένου σύμφωνα με τις εξωτερικές διαστάσεις αποσβεστήρα ταλαντώσεων μπορεί να μειωθεί σημαντικά η ασφάλεια του αυτοκινήτου!

Genel bilgiler

SACHS marka ürünler, sizlere en yüksek derecede hassasiyet ve kusursuz işlev garanti eder.

Bu nedenle mutlaka orijinal SACHS parçalarını isteyiniz.

Bir isteğiniz olduğu takdirde sipariş numarasını eksiksiz belirtmelisiniz. Örneğin:

SACHS Amortisör 124 567

Tereddüdünüz varsa, istediğiniz ürünün, ait olduğu taşıtın tip ismini ve modelini de belirtiniz.


Bütün hakları saklıdır. Bu kataloğun çoğaltılması ya da alıntı halinde de olsa başka kataloglar hazırlamak üzere kullanılması, açıkça izin verilmedikçe yasaktır.

Araç üreticilerinin yedek parça numaraları yalnızca karşılaştırma amaçlıdır. Araç sahiplerine kesilen faturalarda bu türden bilgiler yer almaz.

Güncel genel kullanım koşulları için, bkz. www.zf.com/de/services/documents.



Bu katalogta belirtilen tüm ürünler sadece atölyede ve eğitilmiş personel tarafından monte edilmelidir.



Elektronik kataloglar

WebCat

- İnternet'te çevrimiçi katalog:
www.zf.com/sachs/catalog

InCat

- Elektronik Katalog DVD'si
(binek ve ticari araçlar için)

DE

EN

FR

NL

ES

PT

IT

NO

SV

FI

RU

PL

HU

CS

RO

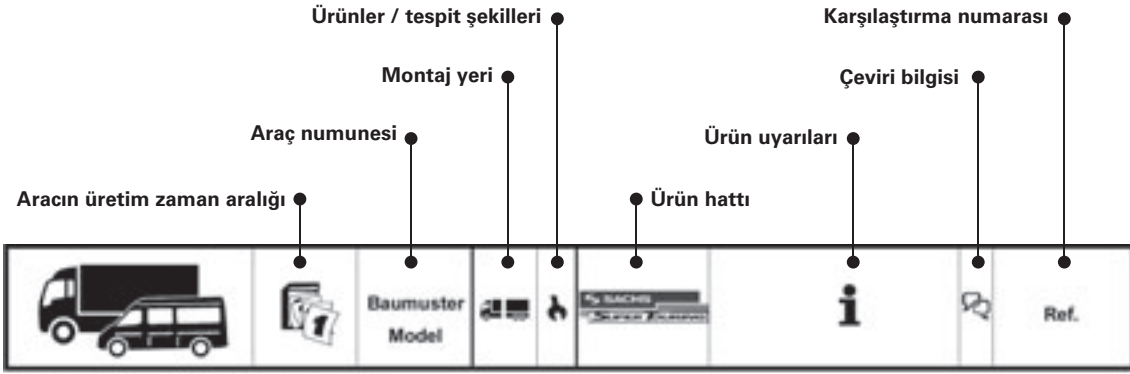
HR

EL

TR

ZH

Katalogun yapısı



MERCEDES-BENZ							
ACTROS 3340 - 3360 06.96 -							
3348	04.03 -	930.162-163			124 639	1.VA / 1st FA	(1) 006 323 33 00 006 323 39 00 006 323 40 00 006 323 74 00
					124 678	1.VA / 1st FA	(1) 005 323 96 00 006 323 73 00 007 323 14 00 958 323 08 00 958 323 09 00
					125 898	1.VA / 1st FA	(1) 005 323 97 00 006 323 21 00 006 323 72 00 375 323 01 00 958 323 05 00
					131 622	1.VA / 1st FA	(1) 006 323 54 00
					290 242	1.VA / 1st FA	(1) 006 323 45 00
					310 805	2.VA / 2nd FA	(2) 005 323 95 00 006 323 37 00 006 323 61 00
					124 376	oo	005 326 14 00 006 326 05 00
					311 669	oo	005 326 04 00
					124 567		005 326 09 00 005 326 57 00 005 326 58 00 005 326 59 00 005 326 63 00 006 326 67 00 006 326 74 00

Çeviriler

(1)	1.VA
(2)	2.VA
(3)	4 kanal ABS
(4)	dingil versiyonu
(5)	dingil yükü [lb]
(6)	dingil yükü [t]
(7)	dört çeker
(8)	tahrik dingili
(9)	maksimum yük 2,8 t veya 3,0 t
(10)	göz çapı: 40 mm
(11)	göz çapı: 50 mm
(12)	Monroe pnömatik yaylı: amortisörü ve pnömatik körüğü komple değiştirin.
(13)	arka aksın tanımı: ADA
(14)	arka aksın tanımı: ASA
(15)	yaprak yay
(16)	arka kemer süspansiyon
(17)	tek tekerlek süspansiyonu
(18)	orta uzunlukta sürücü kabini
(19)	sürücü kabini seri numarası
(20)	şasi yüksekliği 810mm
(21)	şasi yüksekliği 850mm
(22)	şasi yüksekliği 900mm
(23)	şasi yüksekliği: standart
(24)	şasi yüksekliği: ekstra derin (E)
(25)	şasi yüksekliği: yüksek (H)
(26)	şasi yüksekliği: normal (N)
(27)	şasi yüksekliği: derin (L)
(28)	şasi sınıfı: C
(29)	şasi sınıfı: D
(30)	şasi sınıfı: G
(31)	şasi sınıfı: L
(32)	sürüş yüksekliği 106 - 115 mm
(33)	sürüş yüksekliği 131 - 150 mm
(34)	sürüş yüksekliği 151 - 190 mm
(35)	sürüş yüksekliği 171 - 190 mm
(36)	sürüş yüksekliği 171 - 210 mm
(37)	sürüş yüksekliği 186 - 245 mm
(38)	sürüş yüksekliği 211 - 250 mm
(39)	sürüş yüksekliği 231 - 250 mm
(40)	sürüş yüksekliği 231 - 270 mm
(41)	sürüş yüksekliği 251 - 270 mm
(42)	sürüş yüksekliği 301 - 320 mm
(43)	sürüş yüksekliği 321 - 360 mm
(44)	sürüş yüksekliği 341 - 360 mm
(45)	araç genişliği 2300 mm

Çeviriler

(46) tekerlek büyüklüğü [inç]

(47) havaalanı otobüsü

(48) sıvı gaz (LPG)

(50) mafsallı arka dingilli belden kırmalı otobüs

(51) sabit arka dingilli belden kırmalı otobüs

(52) geniş sürücü kabini

(53) arkadan çekişli

(54) yüksek yük paketi

(55) yükseklik [inç]

(56) damper

(57) kombi otobüs

(58) konfor tasarımı

(59) kısa sürücü kabini

(60) uzun sürücü kabini

(61) lift - amortisör

(62) hat otobüsü

(63) pnömatik yay: amortisörden ve pnömatik körükten oluşur

(64) pnömatik körük ve amortisör komple bir pnömatik yay oluşturur.

(65) ülkelere özgü tasarım: Avustralya

(66) ülkelere özgü tasarım: Avrupa

(67) ülkelere özgü tasarım: Finlandiya

(68) ülkelere özgü tasarım: Yunanistan

(69) ülkelere özgü tasarım: Norveç

(70) ülkelere özgü tasarım: Portekiz

(71) ülkelere özgü tasarım: İsveç

(72) ülkelere özgü tasarım: Türkiye

(73) çerçeve flanşına kadar orta dingil (FRH-310)

(74) çerçeve flanşına kadar orta dingil (FRH-330,350)

(75) çerçeve flanşına kadar orta dingil (RRH-180,200)

(76) çerçeve flanşına kadar orta dingil (RRH-220,240)

(77) çerçeve flanşına kadar orta dingil (RRH-260)

(78) alt tekerlek flanşına kadar orta dingil

(79) alt çerçeve flanşına kadar orta dingil

(80) orta yükseklikte yapı tipi

(81) çöp arabası

(82) düşük tabanlı otobüs

(83) alçak yapı tipi

(84) azami taşıma kapasitesi [kg]

(85) pikap

(86) düz yatak

(87) düz yatak/şasi

(88) travers

(89) tekerlek açıklığı [mm]

(90) maks. tekerlek açıklığı [mm]

(91) min. tekerlek açıklığı [mm]

Çeviriler

- (92) düşük çerçeve yüksekliği
(93) normal çerçeve yüksekliği
(94) yolcu otobüsü
(95) dorse
(96) arka dingil
(97) helezoni yay
(98) özel tasarım
(99) özel tasarım S-3855, S-3806, S-3784, S-6526
(100) arka iz genişliği [mm]
(101) sabit dingil
(102) dört nokta sürücü kabini yatağı
(103) ön dingil
(104) iki nokta sürücü kabini yatağı
(105) minimum dingil yükü [t]
(106) süpürme makineleri için de
(107) CDC amortisörlerde (Continuous Damping Control)
(108) maksimum dingil yükü [t]
(109) için
(110) kamping araçları için
(111) üçgen salıncak için (ticari araç)
(112) şasi yüksekliği için (yüksüz araçta) [mm]
(113) ASR'li taşıtlar için
(114) yüksek tavanlı taşıtlar için
(115) desteklenmiş ön yaylı taşıtlar için
(116) ön dingilde pnömatik süspansiyonu olmayan araçlar için
(117) stabilizatörü olmayan araçlar için
(118) itfaiye araçları için
(119) süpürme makineleri için
(120) ambulanslar için
(121) yüksek yük ağırlık merkezi
(122) komple değiştirin (ön ve arka)
(123) kısa dingil mesafesi
(124) uzun dingil mesafesi
(125) yüksek tavanlı
(126) arka dingilde stabilizatörlü
(127) arkada indirilebilir pnömatik süspansiyonlu
(128) orta yükseklikte tavan için
(129) alçak tavanlı
(130) düşük toplam araç ağırlığı ile
(131) orta tekerlek açıklığı
(132) uygun değildir
(133) model için uygun değil
(134) çift kabin için değil
(135) tekerlek büyüklüğü [inç] için uygun değil
(136) azami taşıma kapasitesi [kg] için değil

DE

EN

FR

NL

ES

PT

IT

NO

SV

FI

RU

PL

HU

CS

RO

HR

EL

TR

ZH

Çeviriler

(137) düşük çerçeve

(138) sadece belirtilen OE numaraları için

(139) yay yok

(140) yatak yok

(141) arka dingilde stabilizatör yok

(142) yandan montaj

(143) seri üretim

(144) ayarlanabilir

(145) isteğe bağlı olarak 115 904 için HD

(146) isteğe bağlı olarak 115 906 için HD

(147) isteğe bağlı olarak 290 377 için HD

(148) 123 868 için opsiyon olarak PDC (Pneumatic Damping Control)

(149) 170 182 için opsiyon olarak PDC (Pneumatic Damping Control)

(150) brüt araç ağırlığı [kg]

(151) Dikkat: Ürünlerimiz sadece belirtilen OE numaralı parçaların değiştirilmesi için geçerlidir. "Ref." Sütununda OE numaralarının sadece bir parçası verilmektedir. Tüm karşılaştırma numaralarının tam listesi için eke bakınız.

(152) Basitleştirilmiş bir görüntüye sahip bu ölçüm tablosu, sadece bu katalog içinde yer alan yedek parça numaralarının referanslanması için kullanılır. Dış ölçüler aynı olmasına rağmen tamamen değişik titreşim etkilerine neden olunabileceği için, titreşim sönümleyiciler hiçbir zaman sadece boyutlar temel alınarak seçilmemelidir. Dış ölçüler temel alındığında monte edilebilir nitelikte görünen bir titreşim sönümleyici de aracınızın güvenliğini ciddi biçimde olumsuz etkileyebilir!

综合信息

SACHS品牌产品，精准匹配您的车辆，令您享受完美的性能。敬请您务必使用 SACHS原装部件。

为了让您尽快获得需要订购的物品，请在订货时提供完整的产品编码。例如

离合器压盘	3082 168 231
离合器从动盘	1862 403 031
分离轴承	3151 816 001
离合器套装	3000 158 001

如您无法确定产品号码，请通过查询车辆的型号和生产年份等信息，找到正确的替换零件。


版权所有。未经书面许可，不得以任何形式复制或使用本目录数据(包括目录摘要)以制作自用目录。

车辆的原厂配件号码仅供对比和查询替代零件之用，严禁在客户的采购发票中使用该号码。

详细条款及适用,请浏览 www.zf.com/de/services/documents.



本目录中涵盖的所有产品仅供经过专业培训的汽车修理厂使用。



电子目录

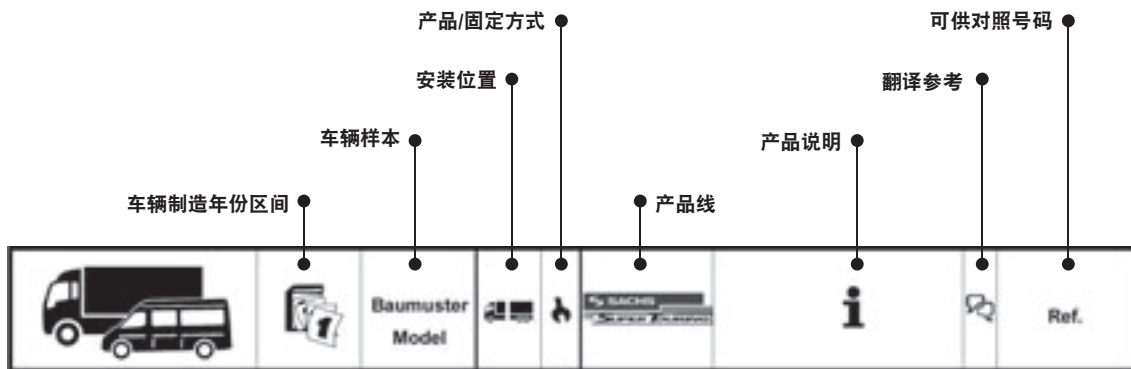
WebCat

- 在线目录:
www.zf.com/sachs/catalog

InCat

- DVD电子目录(乘用车和商用车)

版面信息



MERCEDES-BENZ

ACTROS 3340 - 3360		06.96 -					
3348	04.03 -	930.162-163			124 639	1.VA / 1st FA	(1) 006 323 33 00 006 323 39 00 006 323 40 00 006 323 74 00
					124 678	1.VA / 1st FA	(1) 005 323 96 00 006 323 73 00 007 323 14 00 958 323 08 00 958 323 09 00
					125 898	1.VA / 1st FA	(1) 005 323 97 00 006 323 21 00 006 323 72 00 375 323 01 00 958 323 05 00
					131 622	1.VA / 1st FA	(1) 006 323 54 00
					290 242	1.VA / 1st FA	(1) 006 323 45 00
					310 805	2.VA / 2nd FA	(2) 005 323 95 00 006 323 37 00 006 323 61 00
					124 376	oo	005 326 14 00 006 326 05 00
					311 669	oo	005 326 04 00
					124 567		005 326 09 00 005 326 57 00 005 326 58 00 005 326 59 00 005 326 63 00 006 326 67 00 006 326 74 00

翻译

(1)	1st VA
(2)	2nd VA
(3)	4通道ABS
(4)	轴悬挂
(5)	轴负载[lb]
(6)	轴负载[t]
(7)	全轮驱动
(8)	驱动轴
(9)	负载最多至2.8吨或3.0吨
(10)	吊环直径40mm
(11)	吊环直径50mm
(12)	对于固定的蒙若气弹簧，减振器和空气弹簧需一起更换
(13)	指定后轴：ADA
(14)	指定后轴：ASA
(15)	薄片弹簧
(16)	后悬挂为锁链式
(17)	4轮独立悬挂
(18)	驾驶室为中等长度
(19)	驾驶室序列号
(20)	底盘高度810mm
(21)	底盘高度850mm
(22)	底盘高度900mm
(23)	标准装载高度
(24)	底盘高度：特别低 (E)
(25)	底盘高度：高(H)
(26)	底盘高度：普通(N)
(27)	底盘高度：低(L)
(28)	底盘级别：C
(29)	底盘级别：D
(30)	底盘级别：G
(31)	底盘级别：L
(32)	装载高度：106-115mm
(33)	装载高度：131-150mm
(34)	装载高度：151-190mm
(35)	装载高度：171-190mm
(36)	装载高度：171-210mm
(37)	装载高度：186-245mm
(38)	装载高度：211-250mm
(39)	装载高度：231-250mm
(40)	装载高度：231-270mm
(41)	装载高度：250-270mm
(42)	装载高度：301-320mm
(43)	装载高度：321-360mm
(44)	装载高度：341-360mm
(45)	车辆宽度：2300mm

DE

EN

FR

NL

ES

PT

IT

NO

SV

FI

RU

PL

HU

CS

RO

HR

EL

TR

ZH

翻译

(46) 轮缘尺寸[in]

(47) 机场大巴

(48) 液化石油气 (LPG)

(50) 带悬挂静止轴的铰接式公交车

(51) 带刚性静止轴的铰接式公交车

(52) 大空间驾驶室

(53) 后轮驱动

(54) 高负荷套装

(55) 高度[in]

(56) 垃圾车

(57) 挂车

(58) 舒适型

(59) 短驾驶室

(60) 长驾驶室

(61) 抬升减振器

(62) 公共交通工具

(63) 空气弹簧：包括减振器和空气弹簧包

(64) 空气弹簧包和减振器一起组成一个完整的空气弹簧

(65) 国家版本：澳大利亚

(66) 国家版本：欧洲

(67) 国家版本：芬兰

(68) 国家版本：希腊

(69) 国家版本：挪威

(70) 国家版本：葡萄牙

(71) 国家版本：瑞典

(72) 国家版本：土耳其

(73) 中轴直至框架下缘(FRH-310)

(74) 中轴直至框架下缘(FRH-330,350)

(75) 中轴直至框架下缘(RRH-180,200)

(76) 中轴直至框架下缘(RRH-220,240)

(77) 中轴直至框架下缘(RRH-260)

(78) 中轴直至轮缘底部

(79) 中轴直至框架下缘

(80) 中等高度设计

(81) 垃圾回收车辆

(82) 低地板公交

(83) 低地板设计

(84) 使用负载[kg]

(85) 皮卡

(86) 拖车

(87) 拖车/底盘

(88) 横跨支撑臂

(89) 轴距[mm]

(90) 轴距至[mm]

(91) 轴距从[mm]

翻译

- (92) 车架高度 低
- (93) 车架高度 普通
- (94) 长途大巴
- (95) 牵引车
- (96) 后轮轴, 从动轴
- (97) 螺旋弹簧
- (98) 特殊设计
- (99) 特殊设计S-3855, S-3806, S-3784, S-6526
- (100) 后轮距[mm]
- (101) 刚性轴
- (102) 四点式驾驶室轴承
- (103) 前轴
- (104) 2点式驾驶室轴承
- (105) 从轴负载起[t]
- (106) 道路清扫机同样有效
- (107) 带有连续阻尼控制
- (108) 至轴负载[t]
- (109) 适用于
- (110) 适用于露营车
- (111) 适用于商用车
- (112) 适用于底盘高度 (车辆空载情况) [mm]
- (113) 适用于带ASR车型
- (114) 适用于带高顶车辆
- (115) 适用于带加强型前弹簧车辆
- (116) 适用于前轴无空气弹簧悬挂
- (117) 适用于无稳定器车辆
- (118) 适用于消防车
- (119) 适用于清扫车
- (120) 适用于救护车
- (121) 负载高值
- (122) 成套更换 (前后轴)
- (123) 短轴距
- (124) 长轴距
- (125) 带高顶
- (126) 后轴带稳定器
- (127) 后悬挂带可调低空气弹簧
- (128) 带有中高顶
- (129) 带有低顶
- (130) 带有减轻的整车质量
- (131) 中等轴距
- (132) 不适用
- (133) 车型不适用
- (134) 不适用双驾驶室
- (135) 不适用轮缘尺寸[inch]
- (136) 不适用负载[kg]

DE

EN

FR

NL

ES

PT

IT

NO

SV

FI

RU

PL

HU

CS

RO

HR

EL

TR

ZH

翻译

(137) 低车架

(138) 只作为给出的OE号码的补充

(139) 不带弹簧

(140) 不带轴承

(141) 后轮不带稳定器

(142) 侧面安装

(143) 标准的

(144) 可调整的

(145) 可配115904的HD

(146) 可配115906的HD

(147) 可配290377的HD

(148) 可配123868的PDC

(149) 可配170182的PDC



(150) 全车整备重量[kg]

(151) 请注意：我们的备件产品仅适用列出的OE号码。在“Ref”列中仅是部分OE号码。完整的列表请参考附录。







(152) 简图中的尺寸表只是为了方便查阅本目录中所包含的各个备件号。无论如何不得仅仅基于尺寸来在选择减震器，因为即使外形尺寸相同，产生的阻尼力也可能完全不同，这样，即使按照外形尺寸安装了减震器，也可能大大影响车辆的安全性。

		Baumuster Model						Ref.
--	--	--------------------	---	---	---	--	---	------



AEC

Nkw / Bus								
Mammoth Minor/Major uic	01.64 - 12.77				101 345 ▲HD			
Mandator/V8	01.64 - 12.77							
Marshall	01.64 - 12.77							
Marshall Major	01.64 - 12.77							
Mercury Monarch-Artics	01.64 - 12.77							
Militant III	01.66 - 12.76							
Ranger 4M4L/5M4L	01.66 - 12.77							
Ranger MS2L/MS4R	01.66 - 12.77							
Regal MK VI Single Deck	01.60 -							
Reliance Single Deck	01.54 -							
Kippfahrerhaus								









BEDFORD

CF SERIE								
CF 14 (CWT)	01.69 - 12.76				101 487			436 048 9 961 942
CF 18 (CWT)	01.69 - 12.76							
CF 22 (CWT)	01.69 - 12.76							
CF 25 (CWT)	01.69 - 12.76							
CF 35 (CWT)	01.69 - 12.76							
CF 35 (CWT)	01.83 - 04.84							
CF 35 (CWT)	05.84 - 07.87							
CF 220	01.76 - 12.82							
CF 250	01.76 - 12.82							
CF 280	01.76 - 12.82							
CF 97760, 97K60								
CF 18 (CWT)	03.84 - 07.87				110 957 =			
CF 22 (CWT)	03.84 - 07.87							
CF 25 (CWT)	03.84 - 07.87							
CF 97170, 97370								
CF 340	01.76 - 04.84				101 487 †			436 048 9 961 942
CF 350	01.76 - 04.84							

BREMACH

BRIO								
35					300 086			80905
45								

CITROËN





C25 Kasten (280_, 290_) 07.81 - 03.94								
2.0 E	09.81 - 03.94				110 567 ▲	->12.1985		90 938 1267
					110 431	01.1986->		07 569 730
					900 063			
2.0	02.91 - 03.94				311 417	01.1986->		05 983 928
					110 431			07 569 730
					900 063			
					311 417			05 983 928
C25 Pritsche/Fahrgestell (280_, 290_) 07.81 - 03.94								
2.0	01.87 - 03.94				110 431			07 569 730
					900 063			
					311 413			

Achtung: Unsere Artikel sind nur als Ersatz für die angegebenen OE-Nummern gültig. In der Spalte "Ref." ist lediglich ein Teil der OE-Nummern aufgeführt. Die vollständige Auflistung aller Vergleichsnummern finden Sie im Anhang.
 Attention: The articles are only valid as replacement for the listed OE-numbers. In the column "Ref." only a selection of OE-No. is given. The complete listing you can see in the appendix. (151)















		Baumuster Model						Ref.
--	---	--------------------	---	---	---	---	---	------

CITROËN















C25 Pritsche/Fahrgestell (280_, 290_) 07.81 - 03.94

2.5 D	11.83 - 01.94				110 431			07 569 730
2.5 DT	01.87 - 01.94				311 413			

JUMPER Kasten (230L) 02.94 - 04.02

2.0	03.94 - 04.02				280 975 =	Nutzlast [kg] / Payload [kg]: 1000 Nutzlast [kg] / Payload [kg]: 1400	(84) (84)	5202.J3
1.9 D, 51 kW	02.94 - 04.02				280 977 =	Nutzlast [kg] / Payload [kg]: 1800	(84)	5202.J5
1.9 TD, 66 kW	03.94 - 04.02				900 063			
1.9 TD, 68 kW	03.94 - 04.02							
2.5 D	03.94 - 04.02				280 987 =	->08.1995 für Campingfahrzeuge / for campers Nutzlast [kg] / Payload [kg]: 1800	(110) (84)	
2.5 TD	03.94 - 04.02				280 989 =	09.1995-> für Campingfahrzeuge / for campers Nutzlast [kg] / Payload [kg]: 1800	(110) (84)	
					280 979 =	Nutzlast [kg] / Payload [kg]: 1000 Nutzlast [kg] / Payload [kg]: 1400	(84) (84)	5206.C5 5206.Q0 5206.Q1
					280 981 =	für Krankenwagen / For ambulances	(120)	5206.P9
					280 985 =	Nutzlast [kg] / Payload [kg]: 1800	(84)	5206.J2
1.9 D, 50 kW	07.99 - 04.02				280 975 =	Nutzlast [kg] / Payload [kg]: 1000 Nutzlast [kg] / Payload [kg]: 1400	(84) (84)	5202.J3
2.0 HDi	11.01 - 04.02				280 977 =	Nutzlast [kg] / Payload [kg]: 1800	(84)	5202.J5
2.5 D 4x4	03.00 - 04.02				900 063			
2.5 TDi	12.96 - 11.00							
2.5 TDi 4x4	03.00 - 11.00				280 979 =	Nutzlast [kg] / Payload [kg]: 1000 Nutzlast [kg] / Payload [kg]: 1400	(84) (84)	5206.C5 5206.Q0 5206.Q1
2.8 HDi	09.00 - 04.02				280 981 =	für Krankenwagen / For ambulances	(120)	5206.P9
2.8 HDi 4x4	09.00 - 04.02				280 985 =	Nutzlast [kg] / Payload [kg]: 1800	(84)	5206.J2
					280 989 =	für Campingfahrzeuge / for campers Nutzlast [kg] / Payload [kg]: 1800	(110) (84)	

JUMPER Pritsche/Fahrgestell (230) 03.94 - 04.02















2.0	03.94 - 04.02				280 975 =	Nutzlast [kg] / Payload [kg]: 1000 Nutzlast [kg] / Payload [kg]: 1400	(84) (84)	5202.J3
1.9 TD, 66 kW	03.94 - 04.02				280 977 =	Nutzlast [kg] / Payload [kg]: 1800	(84)	5202.J5
1.9 TD, 68 kW	03.94 - 04.02				900 063			
2.5 D	03.94 - 04.02							
2.5 TD	03.94 - 04.02				280 987 =	->08.1995 für Campingfahrzeuge / for campers Nutzlast [kg] / Payload [kg]: 1800	(110) (84)	
					280 989 =	09.1995-> für Campingfahrzeuge / for campers Nutzlast [kg] / Payload [kg]: 1800	(110) (84)	
					280 979 =	Nutzlast [kg] / Payload [kg]: 1000 Nutzlast [kg] / Payload [kg]: 1400	(84) (84)	5206.C5 5206.Q0 5206.Q1
					280 981 =	für Krankenwagen / For ambulances	(120)	5206.P9
					280 985 =	Nutzlast [kg] / Payload [kg]: 1800	(84)	5206.J2
2.5 D 4X4	03.00 - 04.02				280 975 =	Nutzlast [kg] / Payload [kg]: 1000 Nutzlast [kg] / Payload [kg]: 1400	(84) (84)	5202.J3
2.5 TDi	12.96 - 04.02				280 977 =	Nutzlast [kg] / Payload [kg]: 1800	(84)	5202.J5
2.5 TDi 4X4	03.00 - 04.02				900 063			
2.8 HDi	09.00 - 04.02							
					280 979 =	Nutzlast [kg] / Payload [kg]: 1000 Nutzlast [kg] / Payload [kg]: 1400	(84) (84)	5206.C5 5206.Q0 5206.Q1
					280 981 =	für Krankenwagen / For ambulances	(120)	5206.P9
					280 985 =	Nutzlast [kg] / Payload [kg]: 1800	(84)	5206.J2
					280 989 =	für Campingfahrzeuge / for campers Nutzlast [kg] / Payload [kg]: 1800	(110) (84)	

Achtung: Unsere Artikel sind nur als Ersatz für die angegebenen OE-Nummern gültig. In der Spalte "Ref." ist lediglich ein Teil der OE-Nummern aufgeführt. Die vollständige Auflistung aller Vergleichsnummern finden Sie im Anhang.











Attention: The articles are only valid as replacement for the listed OE-numbers. In the column "Ref." only a selection of OE-No. is given. The complete listing you can see in the appendix. (151)

		Baumuster Model						Ref.
--	--	--------------------	---	---	---	--	---	------

CITROËN

JUMPER Kasten (244) 04.02 -								
2.0	04.02 -				280 975 =	nicht für Nutzlast [kg] / not for payload [kg]: 1800	(136)	5202.J3
2.0 bivalent	02.03 -				900 063			
2.0 HDi	04.02 -							
2.2 HDi	04.02 -				280 979 =	nicht für Nutzlast [kg] / not for payload [kg]: 1800	(136)	5206.C5 5206.Q0 5206.Q1
2.8 HDi, 94 kW	04.02 -							
2.8 HDi 4x4	04.02 -							
2.8 HDi, 107 kW	05.04 -							
JUMPER Pritsche/Fahrgestell (244) 02.02 -								
2.0 HDi	04.02 -				280 975 =	nicht für Nutzlast [kg] / not for payload [kg]: 1800	(136)	5202.J3
2.2 HDi 16V	04.02 -				900 063			
2.8 HDi, 94 kW	04.02 -							
2.8 HDi, 107 kW	05.04 -				280 979 =	nicht für Nutzlast [kg] / not for payload [kg]: 1800	(136)	5206.C5 5206.Q0 5206.Q1
JUMPER Kasten 04.06 -								
2.2 HDi 100	04.06 -				900 174			
2.2 HDi 120	04.06 -							
3.0 HDi 160	09.06 -							
JUMPER Pritsche/Fahrgestell 04.06 -								
2.2 HDi 100	04.06 -				900 174			
2.2 HDi 120	04.06 -							
3.0 HDi 160	09.06 -							



DAF









F 65								
Serie FA					112 002 =			1283732 222773
					112 145 =			740021
Serie FAB					112 145 =			740021
Serie FAD								
Serie FAG								
Serie FAT								
Serie FTT								
Serie FAS					112 002 =			1283732 222773
Serie FT								
Serie FTG								
F 75								
Serie FA					124 874 =			1282623
Serie FAB								
Serie FAD								
Serie FAG								
Serie FAT								
Serie FT								
Serie FTG								
Serie FTT								
Serie FAC					112 002 =			1283732 222773
Serie FAS								
Serie FTS								




Achtung: Unsere Artikel sind nur als Ersatz für die angegebenen OE-Nummern gültig. In der Spalte "Ref." ist lediglich ein Teil der OE-Nummern aufgeführt. Die vollständige Auflistung aller Vergleichsnummern finden Sie im Anhang.
 Attention: The articles are only valid as replacement for the listed OE-numbers. In the column "Ref." only a selection of OE-No. is given. The complete listing you can see in the appendix. (151)


		Baumuster Model						Ref.
--	--	--------------------	---	---	---	--	---	------


DAF

F 85								
Serie FA Serie FAB Serie FAD Serie FAG Serie FAT Serie FT Serie FTG Serie FTT				$\frac{1}{0}$	124 874 \equiv			1282623
Serie FAC Serie FAS Serie FTS				$\frac{0}{0}$	112 002 \equiv			1283732 222773

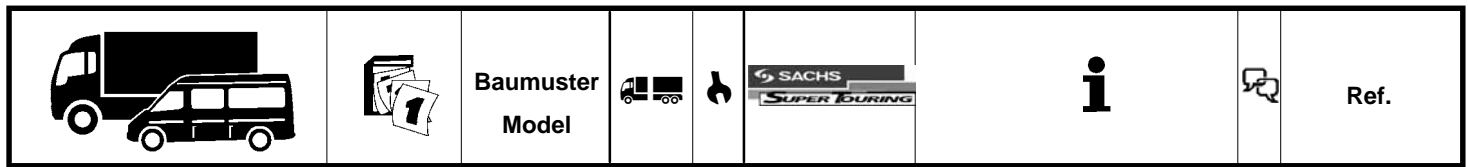
F 95								
Serie FA				$\frac{1}{0}$	106 129 \equiv			0652722 652722
				$\frac{0}{0}$	124 874 \equiv			1282623
Serie FAB Serie FAT Serie FT Serie FTG Serie FTT				$\frac{1}{0}$	106 976			1283723 296305
				$\frac{0}{0}$	124 874 \equiv			1282623
Serie FAC Serie FAS				$\frac{0}{0}$	112 002 \equiv			1283732 222773
Serie FAD Serie FAG				$\frac{0}{0}$	124 874 \equiv			1282623
Serie FTS				$\frac{1}{0}$	106 976			1283723 296305
				$\frac{0}{0}$	112 002 \equiv			1283732 222773

F 1600								
FA 1600 DF, Pritsche/Fahrgestell	01.70 - 08.91			$\frac{1}{1}$	106 028 \blacktriangle			0617739 617739
FA 1600 DF, Kipper	01.70 - 08.91							
FA 1600 DT, Pritsche/Fahrgestell	01.73 - 08.91							
FA 1600 DT, Kipper	01.73 - 08.91							
FT 1600 DT	01.73 - 08.91			$\frac{1}{1}$	106 028 \blacktriangle			0617739 617739

F 2000								
FA 2000 DH FA 2000 DHB FA 2005 FAS 2000 DH FAS 2000 DHB FAS 2005 FAT 2000 DH FAT 2000 DHB FAT 2005 FM 2000 DH FM 2000 DHB FM 2005	01.70 - 12.79 01.70 - 12.79 01.70 - 12.79 01.70 - 12.79 01.70 - 12.79 01.70 - 12.79 01.70 - 12.79 01.70 - 12.79			$\frac{1}{0}$	101 768 \blacktriangle			0170835 617738

F 2100								
FA 2100 DF,FA 2105 DF FA 2100 DH	07.78 - 09.86 07.78 - 09.86			$\frac{0}{0}$	106 423 \blacktriangle			0290230 290230
				$\frac{0}{0}$	106 424 \blacktriangle ∞			0282309 282309

Achtung: Unsere Artikel sind nur als Ersatz für die angegebenen OE-Nummern gültig. In der Spalte "Ref." ist lediglich ein Teil der OE-Nummern aufgeführt. Die vollständige Auflistung aller Vergleichsnummern finden Sie im Anhang.
 Attention: The articles are only valid as replacement for the listed OE-numbers. In the column "Ref." only a selection of OE-No. is given. The complete listing you can see in the appendix. (151)






DAF







F 2100							
FAS 2100 DHR,FAS 2103 DHR,FAS 2105 DHR,FAS 2103 DHTD	07.78 - 09.86			$\frac{\circ}{\circ}$	106 423 ▲ \equiv		0290230 290230
				$\frac{\circ}{\circ}$	106 424 ▲ ∞ \equiv		0282309 282309
FT 2100 DH,FT 2105 DH FT 2100 DHR	07.78 - 08.91 07.78 - 08.91			$\frac{1}{\circ}$	106 129		0652722 652722
				$\frac{1}{T}$	112 794 ▲		655776
FT 2105 CKD				$\frac{1}{T}$	106 028 ▲ 		0617739 617739
F 2200							
FA 2200 DU FA 2205 DU FAS 2200 DU-445 (6x2) FAS 2205 DU FAT 2200 DU FAT 2205 DU FM 2200 FM 2205 FT 2200 DU	01.71 - 11.80 01.71 - 11.80 01.71 - 11.80 01.71 - 11.80			$\frac{1}{\circ}$	101 768 ▲		0170835 617738
F 2300 09.63 - 10.93							
FA 2300 DHR FA 2300 DHU FA 2300 HT	07.78 - 12.81 07.78 - 12.81 01.90 - 10.93			$\frac{\circ}{\circ}$	106 423 ▲		0290230 290230
				$\frac{\circ}{\circ}$	106 424 ▲ ∞ \equiv		0282309 282309
FAB 2305 DHT,FAG 2305 DHT,FAS 2300 DHU,FAS 2303 DHU,FAS 2305 FAS 2300 DHR,FAS 2305 DHR	07.78 - 09.86 07.78 - 12.81			$\frac{\circ}{\circ}$	106 423 ▲ \equiv		0290230 290230
				$\frac{\circ}{\circ}$	106 424 ▲ ∞ \equiv		0282309 282309
FT 2300 DHU,FT 2305 DHU	07.78 - 12.83			$\frac{1}{T}$	106 028 ▲ 		0617739 617739
FT 2300 HT	01.90 - 10.93			$\frac{1}{\circ}$	106 129		0652722 652722
				$\frac{1}{T}$	112 794 ▲		655776
				$\frac{1}{T}$	106 028 ▲ 		0617739 617739
F 2500							
FA 2500 DHS FT 2500 DHS	02.82 - 08.86 02.82 - 09.86			$\frac{1}{\circ}$	106 129 \equiv		0652722 652722
FA 2500 HS Truck Rigid 4x2	- 02.90			$\frac{1}{\circ}$	106 129		0652722 652722
				$\frac{1}{T}$	112 794 ▲		655776
FT 2500 S				$\frac{1}{\circ}$	112 358		083660
F 2700 01.90 - 10.93							
FA 2700 HS	01.90 - 10.93			$\frac{1}{\circ}$	106 129		0652722 652722
				$\frac{1}{T}$	112 794 ▲		655776
F 2800 09.73 - 09.91							
FA 2800 DKA FA 2800 DKS FA 2800 DKSE FA 2800 DKT FA 2800 DKTD, 16 t FA 2800 DKTD, 17 t FA 2805 DKSE,FA 2800 DKV,FA 2800 DKXE	01.74 - 08.80 01.74 - 09.86 01.80 - 09.86 01.74 - 11.80 01.74 - 09.86 06.86 - 09.91 05.83 - 09.91			$\frac{\circ}{\circ}$	106 522 \equiv		0296466
FT 2805 DKS FT 2805 DKTD	06.86 - 09.91 06.86 - 09.91			$\frac{1}{\circ}$	101 866 ▲		505462




Achtung: Unsere Artikel sind nur als Ersatz für die angegebenen OE-Nummern gültig. In der Spalte "Ref." ist lediglich ein Teil der OE-Nummern aufgeführt. Die vollständige Auflistung aller Vergleichsnummern finden Sie im Anhang.
 Attention: The articles are only valid as replacement for the listed OE-numbers. In the column "Ref." only a selection of OE-No. is given. The complete listing you can see in the appendix. (151)






		Baumuster Model						Ref.
--	--	--------------------	---	---	---	--	---	------






DAF

F 3000								
FA 3000					106 522			0296466

F 3300 06.81 - 09.91								
FTG 3300 DKX,FTS 3300 DKX	06.81 - 09.86				106 345			271075
FTG 3300 DKX,FTS 3303 DKX	06.85 - 09.91				106 423			0290230 290230








F 3600 06.85 - 09.91								
FA 3605 DKZ	06.85 - 09.91				106 522			0296466
FA 3605 DKZE	06.85 - 09.91							

LF 45 01.01 -								
FA 45.140, 7,5 t	05.06 -				300 026			1407069 AFRE002
FA 45.140, 10 t	05.06 -							
FA 45.140, 12 t	05.06 -				311 500			1407075 AFRE 008
FA 45.150, 7,49 t	01.01 -							
FA 45.150, 10 t	01.01 -				310 616			1407073
FA 45.150, 12 t	01.01 -				311 496			1407074 AFRE 007
FA 45.160, 7,5 t	05.06 -							
FA 45.160, 10 t	05.06 -							
FA 45.160, 12 t	05.06 -							
FA 45.170, 7,49 t	01.01 -							
FA 45.170, 10 t	01.01 -							
FA 45.170, 12 t	01.01 -							
FA 45.180, 7,49 t	01.01 -							
FA 45.180, 7,5 t	05.06 -							
FA 45.180, 10 t, 4500 ccm	05.06 -							
FA 45.180, 10 t, 4500 ccm	05.06 -							
FA 45.180, 10 t, 5880 ccm	01.01 -							
FA 45.180, 12 t	01.01 -							
FA 45.220, 162 kW, 7,49 t	01.01 -							
FA 45.220, 162 kW, 10 t	01.01 -							
FA 45.220, 162 kW, 12 t	01.01 -							
FA 45.220, 165 kW, 7,5 t	05.06 -							
FA 45.220, 165 kW, 10 t	05.06 -							
FA 45.220, 165 kW, 12 t	05.06 -							















LF 55 01.01 -								
FA 55.170	01.01 -				311 498			1407070 AFRE 003
FA 55.180, 13 t, 4500 ccm	05.06 -							
FA 55.180, 13 t, 5880 ccm	01.01 -				290 981			1443695 1606742
FA 55.180, 15 t, 4500 ccm	05.06 -							
FA 55.180, 15 t, 5880 ccm	01.01 -				311 502			1407077 AFRE 010
FA 55.180, 18 t	01.01 -							
FA 55.220, 162 kW, 13 t	01.01 -							
FA 55.220, 162 kW, 18 t	01.01 -							
FA 55.220, 165 kW, 13 t	05.06 -							
FA 55.220, 165 kW, 15 t	05.06 -							
FA 55.220, 165 kW, 18 t	05.06 -							
FA 55.250, 13 t	05.06 -							
FA 55.250, 15 t, 5880 ccm	01.01 -							
FA 55.250, 15 t, 6700 ccm	05.06 -							
FA 55.250, 18 t, 5880 ccm	01.01 -							
FA 55.250, 18 t, 6700 ccm	05.06 -							
FA 55.290, 13 t	05.06 -							
FA 55.290, 15 t	05.06 -							
FA 55.290, 18 t	05.06 -							

Achtung: Unsere Artikel sind nur als Ersatz für die angegebenen OE-Nummern gültig. In der Spalte "Ref." ist lediglich ein Teil der OE-Nummern aufgeführt. Die vollständige Auflistung aller Vergleichsnummern finden Sie im Anhang.

Attention: The articles are only valid as replacement for the listed OE-numbers. In the column "Ref." only a selection of OE-No. is given. The complete listing you can see in the appendix. (151)

		Baumuster Model						Ref.
--	---	--------------------	---	---	---	---	---	------




























DAF

65		01.93 - 02.98						
FA 65.180	03.93 - 02.98			$\frac{1}{0}$	112 277			086756 1283725
FA 65.210	03.93 - 02.98			$\frac{0}{0}$	290 981 \equiv			1443695 1606742
FA 65.240	05.96 - 02.98			$\frac{0}{0}$				
FAV 65.180	03.93 - 02.98			$\frac{0}{0}$	290 981 \equiv			1443695 1606742
FAV 65.210	03.93 - 02.98			$\frac{0}{0}$				
65 CF		02.98 - 12.00						
FA 65 CF 180	02.98 - 12.00			$\frac{0}{0}$	124 874 \equiv			1282623
FA 65 CF 210	02.98 - 12.00			$\frac{0}{0}$	290 981 \equiv			1443695 1606742
FA 65 CF 240	02.98 - 12.00			$\frac{0}{0}$				
FAV 65 CF 180	02.98 - 12.00			$\frac{0}{0}$	290 981 \equiv			1443695 1606742
FAV 65 CF 210	02.98 - 12.00			$\frac{0}{0}$				
Serie FA				$\frac{0}{0}$	124 874 \equiv			1282623
Serie FAB				$\frac{0}{0}$				
Serie FAD				$\frac{0}{0}$				
Serie FAG				$\frac{0}{0}$				
Serie FAT				$\frac{0}{0}$				
Serie FT				$\frac{0}{0}$				
Serie FTG				$\frac{0}{0}$				
Serie FTT				$\frac{0}{0}$				
Serie FAS				$\frac{0}{0}$	112 002 \equiv			1283732 222773
CF 65		01.01 -						
FA 65.180	01.01 -			$\frac{0}{0}$	290 981			1443695 1606742
FA 65.220	01.01 -			$\frac{0}{0}$				
FA 65.250	01.01 -			$\frac{0}{0}$	290 981 \equiv			1443695 1606742
75		07.92 - 02.98						
FA 75, FAG 75, FT 75, FTG 75				$\frac{0}{0}$	124 874 \equiv			1282623
				$\frac{0}{0}$	290 981 \equiv			1443695 1606742
FA 75.240	07.92 - 02.98			$\frac{1}{0}$	112 277			086756 1283725
FA 75.270	07.92 - 02.98			$\frac{0}{0}$				
FA 75.300	07.92 - 02.98			$\frac{0}{0}$	290 981 \equiv			1443695 1606742
FAG 75.240,FAN 75.240	07.92 - 02.98			$\frac{0}{0}$	290 981 \equiv			1443695 1606742
FAG 75.270,FAN 75.270	07.92 - 02.98			$\frac{0}{0}$				
FAG 75.300,FAN 75.300	07.92 - 02.98			$\frac{0}{0}$				
FAR 75.240,FAS 75.240	07.92 - 02.98			$\frac{0}{0}$				
FAR 75.270,FAS 75.270	07.92 - 02.98			$\frac{0}{0}$				
FAR 75.300,FAS 75.300	07.92 - 02.98			$\frac{0}{0}$				
FAT 75.270	07.92 - 02.98			$\frac{0}{0}$				
FAV 75.240	07.92 - 02.98			$\frac{0}{0}$				
FAV 75.270	07.92 - 02.98			$\frac{0}{0}$				
FT 75.240	07.92 - 02.98			$\frac{0}{0}$				
FT 75.270	07.92 - 02.98			$\frac{0}{0}$				
FT 75.300	07.92 - 02.98			$\frac{0}{0}$				
75 CF		02.98 - 12.00						
FA 75 CF 250	02.98 - 12.00			$\frac{0}{0}$	124 874 \equiv			1282623
FA 75 CF 290	02.98 - 12.00			$\frac{0}{0}$	290 981 \equiv			1443695 1606742
FA 75 CF 320	02.98 - 12.00			$\frac{0}{0}$				
FAT 75 CF 250	02.98 - 12.00			$\frac{0}{0}$				
FAT 75 CF 290	02.98 - 12.00			$\frac{0}{0}$				
FAT 75 CF 320	02.98 - 12.00			$\frac{0}{0}$				
FT 75 CF 250	02.98 - 12.00			$\frac{0}{0}$				
FT 75 CF 290	02.98 - 12.00			$\frac{0}{0}$				
FT 75 CF 320	02.98 - 12.00			$\frac{0}{0}$				
FTG 75				$\frac{0}{0}$				

Achtung: Unsere Artikel sind nur als Ersatz für die angegebenen OE-Nummern gültig. In der Spalte "Ref." ist lediglich ein Teil der OE-Nummern aufgeführt. Die vollständige Auflistung aller Vergleichsnummern finden Sie im Anhang.
 Attention: The articles are only valid as replacement for the listed OE-numbers. In the column "Ref." only a selection of OE-No. is given. The complete listing you can see in the appendix. (151)

		Baumuster Model						Ref.
--	--	--------------------	---	---	---	--	---	------

DAF






































75 CF		02.98 - 12.00						
FAG 75 CF 250, FAN 75 CF 250	02.98 - 12.00	FAG			124 874	≡		1282623
FAG 75 CF 290, FAN 75 CF 290	02.98 - 12.00				290 981	≡		1443695
FAG 75 CF 320, FAN 75 CF 320	02.98 - 12.00							1606742
FAR 75 CF 250, FAS 75 CF 250	02.98 - 12.00	FAS			112 002	≡		1283732
FAR 75 CF 290, FAS 75 CF 290	02.98 - 12.00							222773
FAR 75 CF 320, FAS 75 CF 320	02.98 - 12.00				290 981	≡		1443695
								1606742
CF 75		01.01 -						
FA 75.250	01.01 -				290 981	≡		1443695
FA 75.310	01.01 -							1606742
FA 75.360	01.01 -							
FAT 75.250	01.01 -							
FAT 75.310	01.01 -							
FAT 75.360	01.01 -							
FT 75.250	01.01 -							
FT 75.310	01.01 -							
FT 75.360	01.01 -							
FAG 75.250, FAN 75.250	01.01 -	FAN			290 981			1443695
FAG 75.310, FAN 75.310	01.01 -				290 982			1606742
FAG 75.360, FAN 75.360	01.01 -				290 981	≡		1443695
								1606742
FAR 75.250, FAS 75.250	01.01 -				290 981			1443695
FAR 75.310, FAS 75.310	01.01 -				290 982			1606742
FAR 75.360, FAS 75.360	01.01 -				106 977			1450885
					290 981	≡		1283729
								379131
Serie FAC					112 002	≡		1443695
								1606742
Serie FAD					290 979			1283732
								222773
					290 983			1427903
								1618606
								1696391
								1382704
								1696292
85		07.92 - 02.98						
F 85.300	01.92 -				290 981	≡		1443695
FAG 85.330, FAR 85.330, FAS 85.330	07.92 - 02.98							1606742
FAG 85.360, FAR 85.360, FAS 85.360	07.92 - 02.98							
FAG 85.400, FAR 85.400, FAS 85.400	03.95 - 02.98							
FT 85.330	07.92 - 02.98							
FT 85.360	07.92 - 02.98							
FT 85.400	03.95 - 02.98							
FTT 85.330	07.92 - 02.98							
FTT 85.360	07.92 - 02.98							
FTT 85.400	03.95 - 02.98							
FA 85, FAG 85, FT 85, FTG 85					124 874	≡		1282623
					290 981	≡		1443695
								1606742

Achtung: Unsere Artikel sind nur als Ersatz für die angegebenen OE-Nummern gültig. In der Spalte "Ref." ist lediglich ein Teil der OE-Nummern aufgeführt. Die vollständige Auflistung aller Vergleichsnummern finden Sie im Anhang.

Attention: The articles are only valid as replacement for the listed OE-numbers. In the column "Ref." only a selection of OE-No. is given. The complete listing you can see in the appendix. (151)

		Baumuster Model						Ref.
--	--	--------------------	---	---	---	--	---	------



























DAF

85		07.92 - 02.98						
FA 85.330	07.92 - 02.98			$\frac{1}{0}$	112 277			086756 1283725
FA 85.360	07.92 - 02.98							
FA 85.400	03.95 - 02.98			$\frac{0}{0}$	290 981 			1443695 1606742
FAD 85.330	07.92 - 02.98							
FAD 85.360	07.92 - 02.98							
FAD 85.400	03.95 - 02.98							
FAT 85.330	07.92 - 02.98							
FAT 85.360	07.92 - 02.98							
FAT 85.400	03.95 - 02.98							
FTG 85.330	07.92 - 02.98							
FTG 85.360	07.92 - 02.98							
FTG 85.400	03.95 - 02.98							
85 CF		02.98 - 12.00						
FA 85 CF 340	02.98 - 12.00	FA		$\frac{0}{0}$	124 874 			1282623
FA 85 CF 380	02.98 - 12.00			$\frac{1}{1}$	290 979 	Achslast [t] / Axle Load [t]: 7,5	(6)	1427903 1618606 1696391
FA 85 CF 430	02.98 - 12.00				290 983 	Achslast [t] / Axle Load [t]: 9	(6)	1382704 1696292
				$\frac{0}{0}$	290 981 			1443695 1606742
FAC 85 CF 340	02.98 - 12.00			$\frac{0}{0}$	112 002 			1283732 222773
FAC 85 CF 380	02.98 - 12.00							
FAC 85 CF 430	02.98 - 12.00				290 981 			1443695 1606742
FAS 85 CF 340	02.98 - 12.00							
FAS 85 CF 380	02.98 - 12.00							
FAS 85 CF 430	02.98 - 12.00							
FAD 85 CF 340	02.98 - 12.00			$\frac{0}{0}$	124 874 			1282623
FAD 85 CF 380	02.98 - 12.00				290 981 			1443695 1606742
FAD 85 CF 430	02.98 - 12.00							
FAT 85 CF 340	02.98 - 12.00							
FAT 85 CF 380	02.98 - 12.00							
FAT 85 CF 430	02.98 - 12.00							
FTT 85 CF 340	02.98 - 12.00							
FTT 85 CF 380	02.98 - 12.00							
FTT 85 CF 430	02.98 - 12.00							
FAG 85 CF 340,FAN 85 CF 340	02.98 - 12.00	FAG		$\frac{0}{0}$	124 874 			1282623
FAG 85 CF 380,FAN 85 CF 380	02.98 - 12.00			$\frac{0}{0}$	290 981 			1443695 1606742
FAG 85 CF 430,FAN 85 CF 430	02.98 - 12.00							
FAR 85 CF 340	02.98 - 12.00			$\frac{0}{0}$	290 981 			1443695 1606742
FAR 85 CF 380	02.98 - 12.00							
FAR 85 CF 430	02.98 - 12.00							
FT 85 CF 340	02.98 - 12.00			$\frac{1}{1}$	290 979 	Achslast [t] / Axle Load [t]: 7,5	(6)	1427903 1618606 1696391
FT 85 CF 380	02.98 - 12.00							
FT 85 CF 430	02.98 - 12.00			$\frac{0}{0}$	124 874 			1282623
					290 981 			1443695 1606742
FTD 85 CF 340	02.98 - 12.00			$\frac{1}{1}$	290 983 	Achslast [t] / Axle Load [t]: 9	(6)	1382704 1696292
FTD 85 CF 380	02.98 - 12.00							
FTD 85 CF 430	02.98 - 12.00			$\frac{0}{0}$	290 981 			1443695 1606742
FTG 85 CF 340	02.98 - 12.00			$\frac{1}{1}$	280 933 	Vorlaufachse / Leading Axle	(103)	1307056
FTG 85 CF 380	02.98 - 12.00				290 979 	Achslast [t] / Axle Load [t]: 7,5	(6)	1427903 1618606 1696391
FTG 85 CF 430	02.98 - 12.00			$\frac{0}{0}$	124 874 			1282623
					290 981 			1443695 1606742

Achtung: Unsere Artikel sind nur als Ersatz für die angegebenen OE-Nummern gültig. In der Spalte "Ref." ist lediglich ein Teil der OE-Nummern aufgeführt. Die vollständige Auflistung aller Vergleichsnummern finden Sie im Anhang.
 Attention: The articles are only valid as replacement for the listed OE-numbers. In the column "Ref." only a selection of OE-No. is given. The complete listing you can see in the appendix. (151)

		Baumuster Model						Ref.
--	--	--------------------	---	---	---	--	---	------

DAF
























CF 85		01.01 -						
FA 85.340	01.01 -			$\frac{1}{0}$	131 158			092968 1283726
FA 85.380	01.01 -			$\frac{1}{1}$	290 979		Achslast [t] / Axle Load [t]: 7,5	(6) 1427903 1618606 1696391
FA 85.430	01.01 -				290 983		Achslast [t] / Axle Load [t]: 9	(6) 1382704 1696292
FA 85.480	01.01 -			$\frac{0}{0}$	290 981			1443695 1606742
FA 85.360	10.06 -			$\frac{1}{0}$	131 158			092968 1283726
FA 85.410	10.06 -							
FA 85.460	10.06 -							
FA 85.510	10.06 -							
FAC 85.360, FAX 85.360	10.06 -	FAC		$\frac{0}{0}$	112 002			1283732 222773
FAC 85.410, FAX 85.410	10.05 -			$\frac{1}{1}$	106 977			1283729 379131
FAC 85.460, FAX 85.460	10.05 -			$\frac{1}{1}$	290 979			1427903 1618606 1696391
FAC 85.510, FAX 85.510	10.05 -				290 983			1382704 1696292
				$\frac{0}{0}$	290 981			1443695 1606742
					290 982			1450885
FAD 85.340	01.01 -			$\frac{1}{1}$	290 979			1427903 1618606 1696391
FAD 85.380	01.01 -				290 983			1382704 1696292
FAD 85.430	01.01 -			$\frac{0}{0}$	290 981			1443695 1606742
FAD 85.480	01.01 -							
FAD 85.360	10.06 -			$\frac{1}{1}$	290 979			1427903 1618606 1696391
FAD 85.410	10.05 -				290 983			1382704 1696292
FAD 85.460	10.05 -							
FAD 85.510	10.05 -							
FAG 85.340, FAN 85.340	01.01 -	FAN		$\frac{1}{0}$	131 158			092968 1283726
FAG 85.380, FAN 85.380	01.01 -			$\frac{0}{0}$	290 981			1443695 1606742
FAG 85.430, FAN 85.430	01.01 -				290 982			1450885
FAG 85.480, FAN 85.480	01.01 -			$\frac{0}{0}$	290 981			1443695 1606742
FAG 85.360, FAN 85.360	10.06 -	FAN		$\frac{1}{0}$	131 158			092968 1283726
FAG 85.410, FAN 85.410	10.05 -			$\frac{0}{0}$	290 981			1443695 1606742
FAG 85.460, FAN 85.460	10.05 -				290 982			1450885
FAG 85.510, FAN 85.510	10.05 -	FAN		$\frac{1}{0}$	131 158			092968 1283726
				$\frac{0}{0}$	290 982			1450885
FAR 85.340, FAS 85.340	01.01 -			$\frac{1}{0}$	131 158			092968 1283726
FAR 85.380, FAS 85.380	01.01 -			$\frac{0}{0}$	290 981			1443695 1606742
FAR 85.430, FAS 85.430	01.01 -				290 982			1450885
FAR 85.480, FAS 85.480	01.01 -			$\frac{1}{1}$	106 977			1283729 379131
				$\frac{0}{0}$	290 981			1443695 1606742

Achtung: Unsere Artikel sind nur als Ersatz für die angegebenen OE-Nummern gültig. In der Spalte "Ref." ist lediglich ein Teil der OE-Nummern aufgeführt. Die vollständige Auflistung aller Vergleichsnummern finden Sie im Anhang.

Attention: The articles are only valid as replacement for the listed OE-numbers. In the column "Ref." only a selection of OE-No. is given. The complete listing you can see in the appendix. (151)

		Baumuster Model						Ref.
--	--	--------------------	---	---	---	--	---	------























































DAF

CF 85		01.01 -							
FAR 85.360, FAS 85.360	10.06 -			$\frac{1}{0}$	131 158			092968	
FAR 85.410, FAS 85.410	10.05 -			$\frac{0}{0}$	290 981			1443695	
FAR 85.460, FAS 85.460	10.05 -			$\frac{0}{0}$	290 982			1606742	
FAR 85.510, FAS 85.510	10.05 -			$\frac{1}{T}$	106 977			1450885	
FAT 85.340	01.01 -			$\frac{0}{0}$	290 981			1443695	
FAT 85.380	01.01 -			$\frac{0}{0}$				1606742	
FAT 85.430	01.01 -								
FAT 85.480	01.01 -								
FTT 85.340	01.01 -								
FTT 85.380	01.01 -								
FTT 85.430	01.01 -								
FTT 85.480	01.01 -								
FT 85.340	01.01 -			$\frac{1}{T}$	290 979		Achslast [t] / Axle Load [t]: 7,5	(6)	1427903
FT 85.380	01.01 -			$\frac{0}{0}$	290 981				1618606
FT 85.430	01.01 -			$\frac{0}{0}$					1696391
FT 85.480	01.01 -			$\frac{0}{0}$					1443695
FTD 85.340	01.01 -			$\frac{1}{T}$	290 983		Achslast [t] / Axle Load [t]: 9	(6)	1382704
FTD 85.380	01.01 -			$\frac{0}{0}$	290 981				1696292
FTD 85.430	01.01 -			$\frac{0}{0}$					1443695
FTD 85.480	01.01 -		$\frac{0}{0}$					1606742	
FTG 85.340	01.01 -			$\frac{1}{T}$	280 933		Vorlaufachse / Leading Axle	(103)	1307056
FTG 85.380	01.01 -			$\frac{1}{T}$	290 979		Achslast [t] / Axle Load [t]: 7,5	(6)	1427903
FTG 85.480	01.01 -			$\frac{0}{0}$	290 981				1618606
				$\frac{0}{0}$					1696391
			$\frac{0}{0}$					1443695	
			$\frac{0}{0}$					1606742	
FTR 85.360; FTS 85.360, FTP 85.360	10.06 -			$\frac{0}{0}$	290 981				1443695
FTR 85.410, FTS 85.410, FTP 85.410	10.05 -			$\frac{0}{0}$	290 982				1606742
FTR 85.460, FTS 85.460, FTP 85.460	10.05 -			$\frac{1}{T}$	106 977				1450885
								1283729	
								379131	
FTT 85.360	10.06 -			$\frac{0}{0}$	124 874				1282623
FTR 85.510, FTS 85.510, FTP 85.510	10.05 -	FTS		$\frac{0}{0}$	290 981				1443695
				$\frac{0}{0}$	290 982				1606742
				$\frac{1}{T}$	106 977				1450885
								1283729	
								379131	
95		09.87 - 01.98							
FA 95, FAG 95, FT 95, FTG 95				$\frac{0}{0}$	124 874				1282623
FA 95.310	09.87 - 09.90			$\frac{1}{0}$	106 976				1283723
FA 95.330	08.90 - 01.93			$\frac{1}{0}$					296305
FA 95.350	09.87 - 09.90					112 277			086756
FA 95.360	08.90 - 01.98					1283725			1283725
FA 95.380	09.87 - 09.90			$\frac{0}{0}$	112 145				740021
FA 95.400	08.90 - 01.98			$\frac{0}{0}$	290 981				1443695
FA 95.430	02.92 - 01.98							1606742	
FAT 95.350	09.87 - 09.90								
FAT 95.360	08.90 - 01.98								
FAT 95.380	09.87 - 09.90								
FAT 95.400	08.90 - 01.98								
FAT 95.430	02.92 - 01.98								

Achtung: Unsere Artikel sind nur als Ersatz für die angegebenen OE-Nummern gültig. In der Spalte "Ref." ist lediglich ein Teil der OE-Nummern aufgeführt. Die vollständige Auflistung aller Vergleichsnummern finden Sie im Anhang.
 Attention: The articles are only valid as replacement for the listed OE-numbers. In the column "Ref." only a selection of OE-No. is given. The complete listing you can see in the appendix. (151)

		Baumuster Model						Ref.
--	--	--------------------	---	---	---	--	---	------

DAF

95		09.87 - 01.98						
FAB 95.310 FAB 95.330 FAB 95.350 FAB 95.360 FAB 95.380 FAB 95.400 FAB 95.430 FAD 95.310 FAD 95.330 FTT 95.310 FTT 95.330 ATI						112 145 		740021
FAC 95.310 FAC 95.330 FAC 95.350 FAC 95.360 FAC 95.380 FAC 95.400 FAC 95.430						112 002 		1283732 222773
						106 977 		1283729 379131
						112 002 		1283732 222773
FAD 95.350 FAD 95.360 FAD 95.380 FAD 95.400 FAD 95.430	09.87 - 09.90 08.90 - 01.98 09.87 - 09.90 08.90 - 01.98 02.92 - 01.98					112 277		086756 1283725
						112 145 		740021
						290 981 		1443695 1606742
FAG 95.310 FAG 95.330 FAT 95.310 FAT 95.330						106 976		1283723 296305
						112 145		740021
FAG 95.350,FAR 95.350,FAS 95.350 FAG 95.360,FAR 95.360,FAS 95.360 FAG 95.380,FAR 95.380,FAS 95.380 FAG 95.400,FAR 95.400,FAS 95.400 FAG 95.430,FAR 95.430,FAS 95.430	09.87 - 09.90 08.90 - 01.98 09.87 - 09.90 08.90 - 01.98 02.92 - 01.98	FAG FAR FAS				106 976		1283723 296305
						112 145		740021
						106 976		1283723 296305
						106 976		1283723 296305
						112 002 		1283732 222773
						106 977 		1283729 379131
						112 002 		1283732 222773
						290 981 		1443695 1606742
FAK 95.360 FAK 95.400 FAK 95.430 FAR 95.310 FT 95.500	08.90 - 01.98 08.90 - 01.98 02.92 - 01.98 09.87 - 09.90 02.94 - 01.98					290 981 		1443695 1606742
FAR 95.330,FAS 95.330	08.90 - 01.93	FAS				106 976		1283723 296305
						112 002 		1283732 222773
						106 977 		1283729 379131
						112 002 		1283732 222773
						290 981 		1443695 1606742































Achtung: Unsere Artikel sind nur als Ersatz für die angegebenen OE-Nummern gültig. In der Spalte "Ref." ist lediglich ein Teil der OE-Nummern aufgeführt. Die vollständige Auflistung aller Vergleichsnummern finden Sie im Anhang.

Attention: The articles are only valid as replacement for the listed OE-numbers. In the column "Ref." only a selection of OE-No. is given. The complete listing you can see in the appendix. (151)







		Baumuster Model						Ref.
--	---	--------------------	---	---	---	---	---	------

DAF

95 09.87 - 01.98

FAS 95.310 FTS 95.310 FTS 95.330 ATI				$\frac{1}{0}$	106 976		1283723 296305
				$\frac{0}{0}$	112 002 		1283732 222773
				$\frac{1}{1}$	106 977 		1283729 379131
				$\frac{0}{0}$	112 002 		1283732 222773
FT 95.310 FT 95.330 FT 95.350 FT 95.360 FT 95.380 FT 95.400 FT 95.430	09.87 - 09.90 08.90 - 01.93 09.87 - 09.90 08.90 - 01.98 09.87 - 09.90 08.90 - 01.98 02.92 - 01.98			$\frac{1}{0}$	106 976		1283723 296305
				$\frac{0}{0}$	112 145		740021
				$\frac{0}{0}$	290 981 		1443695 1606742
FTG 95.310 FTG 95.330				$\frac{1}{0}$	106 976 		1283723 296305
				$\frac{0}{0}$	112 145 		740021
FTG 95.350,FTS 95.350 FTG 95.360,FTR 95.360,FTS 95.360 FTG 95.380,FTS 95.380 FTG 95.400,FTR 95.400,FTS 95.400 FTG 95.430,FTR 95.430,FTS 95.430	09.87 - 09.90 08.90 - 01.98 09.87 - 09.90 08.90 - 01.98 02.92 - 01.98	FTG FTS		$\frac{1}{0}$	106 976 		1283723 296305
				$\frac{0}{0}$	112 145 		740021
				$\frac{1}{0}$	106 976		1283723 296305
				$\frac{0}{0}$	112 002 		1283732 222773
				$\frac{1}{1}$	106 977 		1283729 379131
				$\frac{0}{0}$	112 002 		1283732 222773
				$\frac{0}{0}$	290 981 		1443695 1606742
FTT 95.350 FTT 95.360 FTT 95.430	09.87 - 09.90 08.90 - 01.98 02.92 - 01.98			$\frac{0}{0}$	112 145 		740021
					290 981 		1443695 1606742
FTT 95.380 FTT 95.400	09.87 - 09.90 08.90 - 01.98			$\frac{1}{0}$	106 976		1283723 296305
				$\frac{0}{0}$	112 145 		740021
					290 981 		1443695 1606742














95 XF 01.97 - 09.02

FA 95 XF 380 FA 95 XF 430 FA 95 XF 480 FA 95 XF 530 FAD 95 XF 380 FAD 95 XF 430 FAD 95 XF 480	01.97 - 09.02 01.97 - 09.02 01.97 - 09.02 01.97 - 09.02 01.97 - 09.02 01.97 - 09.02 01.97 - 09.02			$\frac{0}{0}$	124 874 		1282623 1443695 1606742
					290 981 		
FAC 95 XF 380 FAC 95 XF 430 FAC 95 XF 480 FAS 95 XF 380 FAS 95 XF 430 FAS 95 XF 480 FAS 95 XF 530	01.97 - 09.02 01.97 - 09.02 01.97 - 09.02 01.97 - 09.02 01.97 - 09.02 01.97 - 09.02 01.97 - 09.02			$\frac{0}{0}$	112 002 		1283732 222773
					290 981 		1443695 1606742




Achtung: Unsere Artikel sind nur als Ersatz für die angegebenen OE-Nummern gültig. In der Spalte "Ref." ist lediglich ein Teil der OE-Nummern aufgeführt. Die vollständige Auflistung aller Vergleichsnummern finden Sie im Anhang.
Attention: The articles are only valid as replacement for the listed OE-numbers. In the column "Ref." only a selection of OE-No. is given. The complete listing you can see in the appendix. (151)

		Baumuster Model						Ref.
--	--	--------------------	---	---	---	--	---	------

DAF

95 XF		01.97 - 09.02						
FAR 95 XF 380	01.97 - 09.02			$\frac{\circ}{\circ}$	290 981 \equiv			1443695 1606742
FAR 95 XF 430	01.97 - 09.02							
FAR 95 XF 480	01.97 - 09.02							
FAR 95 XF 530	01.97 - 09.02							
FTR 95 XF 380	01.97 - 09.02							
FTR 95 XF 430	01.97 - 09.02							
FTR 95 XF 480	01.97 - 09.02							
FAT 95 XF 380	01.97 - 09.02			$\frac{I}{\circ}$	106 976			1283723 296305
FAT 95 XF 430	01.97 - 09.02							
FAT 95 XF 480	01.97 - 09.02			$\frac{\circ}{\circ}$	124 874 \equiv			1282623
FTG 95 XF 380	01.97 - 09.02				290 981 \equiv			1443695 1606742
FTG 95 XF 430	01.97 - 09.02							
FTG 95 XF 480	01.97 - 09.02							
FTT 95 XF 380	01.97 - 09.02							
FTT 95 XF 430	01.97 - 09.02							
FTT 95 XF 480	01.97 - 09.02							
FTT 95 XF 530	01.97 - 09.02							
FT 95 XF 380	01.97 - 09.02			$\frac{I}{\circ}$	106 976			1283723 296305
FT 95 XF 430	01.97 - 09.02			$\frac{I}{I}$	290 980 \curvearrowright	Achslast [t] / Axle Load [t]: 7,5	(6)	1398694 1696290
FT 95 XF 480	01.97 - 09.02							
FT 95 XF 530, 12580 ccm	02.01 - 09.02				124 874 \equiv			1282623
FT 95 XF 530, 14000 ccm	01.97 - 09.02			$\frac{\circ}{\circ}$	290 981 \equiv			1443695 1606742
FTS 95 XF 380	01.97 - 09.02			$\frac{I}{\circ}$	106 976			1283723 296305
FTS 95 XF 430	01.97 - 09.02							
FTS 95 XF 480	01.97 - 09.02			$\frac{\circ}{\circ}$	112 002 \equiv			1283732 222773
					290 981 \equiv			1443695 1606742
XF 95		09.02 - 12.06						
FA 95.380	09.02 - 12.06			$\frac{I}{I}$	290 980			1398694 1696290
FA 95.430	09.02 - 12.06				290 983			1382704 1696292
FA 95.480	09.02 - 12.06							
FA 95.530	09.02 - 12.06			$\frac{\circ}{\circ}$	290 981 \equiv			1443695 1606742
FT 95.380	09.02 - 12.06			$\frac{I}{I}$	290 980			1398694 1696290
FT 95.430	09.02 - 12.06				290 983			1382704 1696292
FT 95.480	09.02 - 12.06							
FT 95.530	09.02 - 12.06			$\frac{I}{I}$	290 980 \curvearrowright	Achslast [t] / Axle Load [t]: 7,5	(6)	1398694 1696290
				$\frac{\circ}{\circ}$	290 981 \equiv			1443695 1606742
FTG 95.380	09.02 - 12.06			$\frac{I}{I}$	290 980			1398694 1696290
				$\frac{\circ}{\circ}$	290 981 \equiv			1443695 1606742



ENASA




1217 - 1437							
1217	01.84 -			$\frac{\circ}{\circ}$	106 405 \blacktriangle		787 012
1223	01.84 -						
1228 T	01.84 -			$\frac{I}{I}$	106 406		787 013
1231 T,R	01.84 -						
1236.38 T				$\frac{I}{I}$	106 406		787 013
1338.38 R							




Achtung: Unsere Artikel sind nur als Ersatz für die angegebenen OE-Nummern gültig. In der Spalte "Ref." ist lediglich ein Teil der OE-Nummern aufgeführt. Die vollständige Auflistung aller Vergleichsnummern finden Sie im Anhang.
 Attention: The articles are only valid as replacement for the listed OE-numbers. In the column "Ref." only a selection of OE-No. is given. The complete listing you can see in the appendix. (151)




		Baumuster Model						Ref.
--	--	--------------------	---	---	---	--	---	------

ERF



E 8 Serie								
E 8 4x2 Tractor	01.86 -				112 938 ▲ 			SL552/011



E 10 Serie								
E 10 4x2 Tractor	01.86 -				112 938 ▲ 			SL552/011



E 12 Serie								
E 12 4x2 Tractor	01.86 -				112 938 ▲ 			SL552/011



E 14 Serie								
E 14 4x2 Tractor	01.86 -				112 938 ▲ 			SL552/011







FIAT





35-Serie								
35 NC					300 086			8558562 8561478

40 NC								
40 NC					300 086			8558562 8561478

60-Serie								
65 NC					300 078			8555803 8559478 8559985 8561470 8562478 8563236

70-Serie								
70 NC 75 NC					300 078			8555803 8559478 8559985 8561470 8562478 8563236













600-Serie								
619 N 683 N					300 084			4700841
642 RN2, RN3					300 084			4700841
682 T2, T3, T4					300 084	Chass. T011413->		4700841

DOBLO (119) 03.01 -								
1.2 (223AXA1A)	03.01 -				290 024 =	->09.2005		46791279 46791280 46791281 46791282 46794430
					290 032 =	->09.2005		46749274 46825166

Achtung: Unsere Artikel sind nur als Ersatz für die angegebenen OE-Nummern gültig. In der Spalte "Ref." ist lediglich ein Teil der OE-Nummern aufgeführt. Die vollständige Auflistung aller Vergleichsnummern finden Sie im Anhang.
Attention: The articles are only valid as replacement for the listed OE-numbers. In the column "Ref." only a selection of OE-No. is given. The complete listing you can see in the appendix. (151)

		Baumuster Model						Ref.
--	---	--------------------	---	---	---	---	---	------

FIAT

DOBLO (119)		03.01 -						
1.4 1.3 D Multijet 1.9 D Multijet	10.05 - 10.05 - 10.05 -				311 929 =	für / for: Combi	(109)	51 755 248 51 756 353 51 757 651 51 766 603
					311 929 =	für / for: Panorama	(109)	51 755 248 51 756 353 51 757 651 51 766 603
					311 930 OHD=	für / for: Panorama	(109)	51 755 205 51 755 247
					311 930 OHD=	für / for: Combi	(109)	51 755 205 51 755 247
					311 932 =	für / for: Panorama	(109)	51 756 418 51 770 807
					311 932 OHD=	für / for: Panorama	(109)	51 756 418 51 770 807
					311 931 =*	für / for: Combi	(109)	51 755 255 51 755 353
					311 931 OHD=*	für / for: Combi	(109)	51 755 255 51 755 353
1.6 16V (223AXD1A) 1.9 D (223AXB1A) 1.9 JTD (223AXE1A) 1.9 JTD	10.01 - 03.01 - 10.01 - 07.03 -				290 028 =	->09.2005		46794432 46794433
					311 929 =	10.2005-> für / for: Panorama	(109)	51 755 248 51 756 353 51 757 651 51 766 603
					311 929 =	10.2005-> für / for: Combi	(109)	51 755 248 51 756 353 51 757 651 51 766 603
					311 930 OHD=	10.2005-> für / for: Combi	(109)	51 755 205 51 755 247
					311 930 OHD=	10.2005-> für / for: Panorama	(109)	51 755 205 51 755 247
					290 032 =	->09.2005		46749274 46825166
					311 932 =	10.2005-> für / for: Panorama	(109)	51 756 418 51 770 807
					311 932 OHD=	10.2005-> für / for: Panorama	(109)	51 756 418 51 770 807
					311 931 =*	10.2005-> für / for: Combi	(109)	51 755 255 51 755 353
					311 931 OHD=*	10.2005-> für / for: Combi	(109)	51 755 255 51 755 353
DOBLO Cargo (223)		03.01 -						
1.2 (223ZX1A)	03.01 -				290 024 =	->09.2005 nicht für Nutzlast [kg] / not for payload [kg]: 790	(136)	46791279 46791280 46791281 46791282 46794430
					290 026 =	->09.2005 Nutzlast [kg] / Payload [kg]: 790	(84)	46827819 46827820
					290 030 =*	->09.2005 Nutzlast [kg] / Payload [kg]: 790	(84)	46827821 46847763
					290 034 =*	->09.2005 nicht für Nutzlast [kg] / not for payload [kg]: 790	(136)	46789873

Achtung: Unsere Artikel sind nur als Ersatz für die angegebenen OE-Nummern gültig. In der Spalte "Ref." ist lediglich ein Teil der OE-Nummern aufgeführt. Die vollständige Auflistung aller Vergleichsnummern finden Sie im Anhang.
Attention: The articles are only valid as replacement for the listed OE-numbers. In the column "Ref." only a selection of OE-No. is given. The complete listing you can see in the appendix. (151)

















FIAT

DOBLO Cargo (223)		03.01 -					
1.6 16V (223ZXD1A)	10.01 -				290 024 =	->09.2005 nicht für Nutzlast [kg] / not for payload [kg]: 790	(136) 46791279 46791280 46791281 46791282 46794430
					290 026 =	->09.2005 Nutzlast [kg] / Payload [kg]: 790	(84) 46827819 46827820
					311 930 =	10.2005->	51 755 205 51 755 247
					290 030 =*	->09.2005 Nutzlast [kg] / Payload [kg]: 790	(84) 46827821 46847763
					290 034 =*	->09.2005 nicht für Nutzlast [kg] / not for payload [kg]: 790	(136) 46789873
					311 931 =*	10.2005->	51 755 255 51 755 353
1.4	10.05 -				311 929 =		51 755 248 51 756 353 51 757 651 51 766 603
					311 930 OHD=		51 755 205 51 755 247
					311 931 =*		51 755 255 51 755 353
					311 931 OHD=*		51 755 255 51 755 353
1.3 JTD 16V 1.9 D (223ZXB1A) 1.9 JTD	05.04 - 03.01 - 07.03 -				290 024 =	->09.2005 nicht für Nutzlast [kg] / not for payload [kg]: 790	(136) 46791279 46791280 46791281 46791282 46794430
					290 026 =	->09.2005 Nutzlast [kg] / Payload [kg]: 790	(84) 46827819 46827820
					311 929 =	10.2005-> nicht für / Not for: Base Maxi nicht für / Not for: Elegant Maxi	(132) (132) 51 755 248 51 756 353 51 757 651 51 766 603
					311 930 OHD=	10.2005->	51 755 205 51 755 247
					290 030 =*	->09.2005 Nutzlast [kg] / Payload [kg]: 790	(84) 46827821 46847763
					290 034 =*	->09.2005 nicht für Nutzlast [kg] / not for payload [kg]: 790	(136) 46789873
					311 931 =*	10.2005->	51 755 255 51 755 353
					311 931 OHD=*	10.2005->	51 755 255 51 755 353

Achtung: Unsere Artikel sind nur als Ersatz für die angegebenen OE-Nummern gültig. In der Spalte "Ref." ist lediglich ein Teil der OE-Nummern aufgeführt. Die vollständige Auflistung aller Vergleichsnummern finden Sie im Anhang.
 Attention: The articles are only valid as replacement for the listed OE-numbers. In the column "Ref." only a selection of OE-No. is given. The complete listing you can see in the appendix. (151)

		Baumuster Model						Ref.
--	--	--------------------	---	---	---	--	---	------

FIAT
















DOBLO Cargo (223)		03.01 -						
1.9 JTD (223ZXE1A)	10.01 -				290 024 =	->09.2005 nicht für Nutzlast [kg] / not for payload [kg]: 790	(136)	46791279 46791280 46791281 46791282 46794430
					290 026 =	->09.2005 Nutzlast [kg] / Payload [kg]: 790	(84)	46827819 46827820
					311 929 =	10.2005->		51 755 248 51 756 353 51 757 651 51 766 603
					311 930 <small>OHD</small> =	10.2005->		51 755 205 51 755 247
					290 030 =*	->09.2005 Nutzlast [kg] / Payload [kg]: 790	(84)	46827821 46847763
					290 034 =*	->09.2005 nicht für Nutzlast [kg] / not for payload [kg]: 790	(136)	46789873
					311 931 =*	10.2005->		51 755 255 51 755 353
					311 931 <small>OHD</small> =*	10.2005->		51 755 255 51 755 353
1.3 D Multijet	10.05 -				311 929 =	nicht für / Not for: Base Maxi nicht für / Not for: Elegant Maxi	(132) (132)	51 755 248 51 756 353 51 757 651 51 766 603
					311 930 <small>OHD</small> =			51 755 205 51 755 247
					311 931 =*			51 755 255 51 755 353
					311 931 <small>OHD</small> =*			51 755 255 51 755 353
DUCATO Kasten (230L)		03.94 - 04.02						
2.0 1.9 D, 51 kW 1.9 TD, 60 kW 1.9 TD CAT 2.5 D 2.5 TDI 2.5 TDI Maxi	03.94 - 04.02				280 975 =	Nutzlast [kg] / Payload [kg]: 1000	(84)	1317926080
					280 977 =	Nutzlast [kg] / Payload [kg]: 1400	(84)	1351012080
					900 063			
					280 987 =	->08.1995 für Campingfahrzeuge / for campers Nutzlast [kg] / Payload [kg]: 1800	(110) (84)	1317535080
					280 989 =	09.1995-> für Campingfahrzeuge / for campers Nutzlast [kg] / Payload [kg]: 1800	(110) (84)	1318259080 1327746080 1327748080 1329682080 1351013080 1351062080
					280 979 =	Nutzlast [kg] / Payload [kg]: 1000	(84)	1303682080 1318946080 1346464080 1347238080
					280 981 =	für Krankenwagen / For ambulances	(120)	1312333080
					280 983 =	Nutzlast [kg] / Payload [kg]: 1400	(84)	1314562080
					280 985 =	Nutzlast [kg] / Payload [kg]: 1800	(84)	1303816080

Achtung: Unsere Artikel sind nur als Ersatz für die angegebenen OE-Nummern gültig. In der Spalte "Ref." ist lediglich ein Teil der OE-Nummern aufgeführt. Die vollständige Auflistung aller Vergleichsnummern finden Sie im Anhang.

Attention: The articles are only valid as replacement for the listed OE-numbers. In the column "Ref." only a selection of OE-No. is given. The complete listing you can see in the appendix. (151)

		Baumuster Model						Ref.
--	--	--------------------	---	---	---	--	---	------











FIAT

DUCATO Kasten (230L) 03.94 - 04.02											
1.9 D, 50 kW	04.98 - 04.02			280 975 =	Nutzlast [kg] / Payload [kg]: 1000	(84)	1317926080				
1.9 TD, 66 kW	04.98 - 04.02			280 977 =	Nutzlast [kg] / Payload [kg]: 1400	(84)	1351012080				
2.0 JTD	10.01 - 04.02				900 063						
2.5 TDI 4x4	05.98 - 04.02				280 979 =	Nutzlast [kg] / Payload [kg]: 1000	(84)	1303682080			
2.8 D	05.98 - 04.02								1318946080		
2.8 D 4x4	08.98 - 04.02								1346464080		
2.8 JTD	11.00 - 04.02								1347238080		
2.8 JTD 4x4	11.00 - 04.02					280 981 =	für Krankenwagen / For ambulances	(120)	1312333080		
2.8 TDI	10.97 - 04.02					280 983 =	Nutzlast [kg] / Payload [kg]: 1400	(84)	1314562080		
2.8 TDI 4x4	06.99 - 04.02					280 985 =	Nutzlast [kg] / Payload [kg]: 1800	(84)	1303816080		
		280 989 =	für Campingfahrzeuge / for campers			(110)	1318259080				
			Nutzlast [kg] / Payload [kg]: 1800			(84)	1327746080				
					1329682080						
					1351013080						
					1351062080						
DUCATO Pritsche/Fahrgestell (230) 03.94 - 04.02											
2.0	06.98 - 04.02			280 975 =	Nutzlast [kg] / Payload [kg]: 1000	(84)	1317926080				
2.0 4x4	06.98 - 04.02			280 977 =	Nutzlast [kg] / Payload [kg]: 1400	(84)	1351012080				
1.9 D, 50 kW	04.98 - 04.02				900 063						
1.9 TD, 66 kW	04.98 - 04.02				280 979 =	Nutzlast [kg] / Payload [kg]: 1000	(84)	1303682080			
2.5 TDI 4x4	06.98 - 04.02								1318946080		
2.8 D	02.98 - 04.02								1346464080		
2.8 JTD	11.00 - 04.02								1347238080		
2.8 TDI	12.98 - 04.02					280 981 =	für Krankenwagen / For ambulances	(120)	1312333080		
						280 983 =	Nutzlast [kg] / Payload [kg]: 1400	(84)	1314562080		
						280 985 =	Nutzlast [kg] / Payload [kg]: 1800	(84)	1303816080		
		280 989 =	für Campingfahrzeuge / for campers			(110)	1318259080				
			Nutzlast [kg] / Payload [kg]: 1800			(84)	1327746080				
					1329682080						
					1351013080						
					1351062080						
1.9 D, 51 kW	03.94 - 04.02			280 975 =	Nutzlast [kg] / Payload [kg]: 1000	(84)	1317926080				
1.9 TD, 60 kW	03.94 - 04.02			280 977 =	Nutzlast [kg] / Payload [kg]: 1400	(84)	1351012080				
1.9 TD CAT	08.94 - 04.02				900 063						
2.5 D	03.94 - 04.02				280 987 =	->08.1995				1317535080	
2.5 D 4x4	03.94 - 04.02						für Campingfahrzeuge / for campers	(110)			
2.5 TDI, 80 kW	03.94 - 04.02						Nutzlast [kg] / Payload [kg]: 1800	(84)			
2.5 TDI, 85 kW	03.94 - 04.02										1318259080
											1327746080
											1327748080
											1329682080
									1351013080		
									1351062080		
							1303682080				
							1318946080				
							1346464080				
							1347238080				
							1312333080				
							1314562080				
							1303816080				

Achtung: Unsere Artikel sind nur als Ersatz für die angegebenen OE-Nummern gültig. In der Spalte "Ref." ist lediglich ein Teil der OE-Nummern aufgeführt. Die vollständige Auflistung aller Vergleichsnummern finden Sie im Anhang.
 Attention: The articles are only valid as replacement for the listed OE-numbers. In the column "Ref." only a selection of OE-No. is given. The complete listing you can see in the appendix. (151)

		Baumuster Model						Ref.
--	--	--------------------	---	---	---	--	---	------



































FIAT

DUCATO Kasten (244) 04.02 -										
2.0 2.0 Bipower 2.0 JTD 2.3 JTD 2.8 JTD 2.8 JTD 4x4 2.8 JTD Power	04.02 -				280 975 =				1317926080 1351012080	
	11.02 -				900 063					
	04.02 -				280 979 =	Nutzlast [kg] / Payload [kg]: 1100 Nutzlast [kg] / Payload [kg]: 1500	(84) (84)		1303682080 1318946080 1346464080 1347238080	
	04.02 -				280 989 =	Nutzlast [kg] / Payload [kg]: 1800	(84)		1318259080 1327746080 1327748080 1329682080 1351013080 1351062080	
	07.02 -				280 989 OHD =			1318259080 1327746080 1327748080 1329682080 1351013080 1351062080		
	05.04 -									
2.0 4x4 2.8 TD 2.8 TD 4x4	05.02 - 07.06				280 975 =				1317926080 1351012080	
	11.03 - 07.06				280 979 =	Nutzlast [kg] / Payload [kg]: 1100 Nutzlast [kg] / Payload [kg]: 1500	(84) (84)		1303682080 1318946080 1346464080 1347238080	
	11.03 - 07.06					280 989 =	Nutzlast [kg] / Payload [kg]: 1800	(84)		1318259080 1327746080 1327748080 1329682080 1351013080 1351062080
						280 989 OHD =				1318259080 1327746080 1327748080 1329682080 1351013080 1351062080
DUCATO Pritsche/Fahrgestell (244) 04.02 -										
2.0 JTD 2.3 JTD 2.8 JTD, 94 kW 2.8 JTD 4x4, 94 kW 2.8 JTD Power	04.02 -				280 975 =				1317926080 1351012080	
	04.02 -				900 063					
	04.02 -				280 979 =	Nutzlast [kg] / Payload [kg]: 1100 Nutzlast [kg] / Payload [kg]: 1500	(84) (84)		1303682080 1318946080 1346464080 1347238080	
	10.02 -				280 989 =	Nutzlast [kg] / Payload [kg]: 1800	(84)		1318259080 1327746080 1327748080 1329682080 1351013080 1351062080	
	05.04 -				280 989 OHD =			1318259080 1327746080 1327748080 1329682080 1351013080 1351062080		

Achtung: Unsere Artikel sind nur als Ersatz für die angegebenen OE-Nummern gültig. In der Spalte "Ref." ist lediglich ein Teil der OE-Nummern aufgeführt. Die vollständige Auflistung aller Vergleichsnummern finden Sie im Anhang.
Attention: The articles are only valid as replacement for the listed OE-numbers. In the column "Ref." only a selection of OE-No. is given. The complete listing you can see in the appendix. (151)

		Baumuster Model						Ref.
--	--	--------------------	---	---	---	--	---	------










FIAT

DUCATO Pritsche/Fahrgestell (244) 04.02 -								
2.8 JTD, 90 kW	11.03 - 07.06				280 975 =			1317926080 1351012080
2.8 JTD 4x4, 90 kW	11.03 - 07.06				280 979 =	Nutzlast [kg] / Payload [kg]: 1100 Nutzlast [kg] / Payload [kg]: 1500	(84) (84)	1303682080 1318946080 1346464080 1347238080
					280 989 =	Nutzlast [kg] / Payload [kg]: 1800	(84)	1318259080 1327746080 1327748080 1329682080 1351013080 1351062080
					280 989 <small>OH</small> =			1318259080 1327746080 1327748080 1329682080 1351013080 1351062080
DUCATO Kasten (280) 01.82 - 08.90								
1.8	01.82 - 10.88				110 567 ▲	->Chass. 0284193		4439223
2.0, 55 kW	07.85 - 08.90				110 431	Chass. 0284194-> nicht für Nutzlast [kg] / not for payload [kg]: 1800	(136)	7569730
2.0, 58 kW	01.82 - 08.90							
2.0, 62 kW	03.89 - 08.90							
1.9 D	01.88 - 08.90				900 063			
1.9 TD	03.89 - 08.90				311 415	Nutzlast [kg] / Payload [kg]: 1800	(84)	7562124
2.4 D	01.82 - 08.90				311 417	nicht für Nutzlast [kg] / not for payload [kg]: 1800	(136)	4439194
2.5 D	01.82 - 08.90							
2.5 D 4x4	03.89 - 08.90							
DUCATO Pritsche/Fahrgestell (280) 07.82 - 08.90								
2.0, 55 kW	07.85 - 08.90				110 567 ▲	->Chass. 0284193		4439223
2.0, 62 kW	08.88 - 08.90				110 431	Chass. 0284194->		7569730
1.9 D	01.88 - 08.90							
1.9 TD	03.89 - 08.90				900 063			
2.4 TD	01.86 - 08.90				311 417	->Chass. 0284193		4439194
2.5 D	07.82 - 08.90							
2.5 D 4x4	03.89 - 08.90				311 413	Chass. 0284194->		7576729
DUCATO Kasten (290) 03.89 - 05.94								
1.9 D	07.90 - 03.94				110 431	nicht für Nutzlast [kg] / not for payload [kg]: 1800	(136)	7569730
1.9 TD	03.89 - 03.94				900 063			
2.5 D 4x4	07.90 - 03.94							
2.5 TD	07.90 - 03.94				311 415	Nutzlast [kg] / Payload [kg]: 1800	(84)	7562124
2.5 TD 4x4	07.90 - 03.94				311 417	nicht für Nutzlast [kg] / not for payload [kg]: 1800	(136)	4439194
DUCATO Pritsche/Fahrgestell (290) 03.89 - 05.94								
2.0	07.90 - 03.94				110 431			7569730
1.9 TD	03.89 - 03.94				900 063			
2.5 D	07.90 - 03.94				311 419	Chass. 284530-> für Campingfahrzeuge / for campers	(110)	7543566
2.5 TD	07.90 - 03.94				311 413			7576729
2.5 D 4x4	07.90 - 03.94				110 431			7569730
2.5 TD 4x4	07.90 - 03.94				900 063			
					311 413			7576729
TALENTO Kasten (290) 03.89 - 03.94								
2.0 (290U4)	03.89 - 03.94				110 431			7569730
1.9 D (290UK)	03.89 - 03.94				900 063			
					311 417			4439194










Achtung: Unsere Artikel sind nur als Ersatz für die angegebenen OE-Nummern gültig. In der Spalte "Ref." ist lediglich ein Teil der OE-Nummern aufgeführt. Die vollständige Auflistung aller Vergleichsnummern finden Sie im Anhang.
 Attention: The articles are only valid as replacement for the listed OE-numbers. In the column "Ref." only a selection of OE-No. is given. The complete listing you can see in the appendix. (151)

		Baumuster Model						Ref.
--	--	--------------------	---	---	---	--	---	------

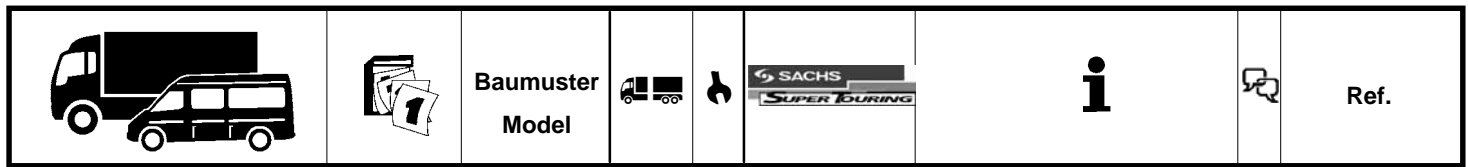
FIAT

DUCATO Kasten		07.06 -						
100 Multijet 2,2 D	07.06 -				900 174			
120 Multijet 2,3 D	07.06 -							
160 Multijet Power 3,0 D	07.06 -							
TALENTO Pritsche/Fahrgestell (290)		03.89 - 03.94						
2.0 (290UA4)	03.89 - 03.94				110 431			7569730
1.9 D (290UAK, 290UTK)	03.89 - 03.94				900 063			
					311 413			7576729
DUCATO Pritsche/Fahrgestell		07.06 -						
100 Multijet 2,2 D	07.06 -				900 174			
120 Multijet 2,3 D	07.06 -							
160 Multijet Power 3,0 D	07.06 -							

FORD

Aeromax (A, AT, AAT, 8500, 9500) Series									
AT 9513	01.96 -				311 635	für / for: Hendrickson Achsauführung / Axle Version: WD2460	(109) (4)	A-2218	
AT 9522									
FT 9513					311 631	für / for: Neway Achsauführung / Axle Version: AD246	(109) (4)	90045099	
LT 8501					311 632	für / for: Neway Achsauführung / Axle Version: AD246	(109) (4)	90045132	
LT 9513									
Louisville									
LN 700					311 635	für / for: Hendrickson Achsauführung / Axle Version: WD2460	(109) (4)	A-2218	
LN 7000									
LN 8000					311 631	für / for: Neway Achsauführung / Axle Version: AD246	(109) (4)	90045099	
LN 9000					311 632	für / for: Neway Achsauführung / Axle Version: AD246	(109) (4)	90045132	
LNT 8000									
LNT 9000									
LS 9000									
LTA 9000									
LTL 9000									
LTS 8000									
LTS 9000									

Achtung: Unsere Artikel sind nur als Ersatz für die angegebenen OE-Nummern gültig. In der Spalte "Ref." ist lediglich ein Teil der OE-Nummern aufgeführt. Die vollständige Auflistung aller Vergleichsnummern finden Sie im Anhang.
 Attention: The articles are only valid as replacement for the listed OE-numbers. In the column "Ref." only a selection of OE-No. is given. The complete listing you can see in the appendix. (151)




FORD

TRANSIT CONNECT (P65, P70, P80) 06.02 -

1.8 16V	06.02 -				290 840	08.2002-> Nutzlast [kg] / Payload [kg]: 900 für Fahrzeuge mit Hochdach / For vehicles with raised roof	(84) (114)	4419217 4419218 4436440 4436442 4495299		
					290 839	08.2002-> Nutzlast [kg] / Payload [kg]: 900 für Fahrzeuge mit Hochdach / For vehicles with raised roof	(84) (114)	4408461 4408462 4436437 4436438 4495297		
					290 838	Nutzlast [kg] / Payload [kg]: 700 für Fahrzeuge mit Hochdach / For vehicles with raised roof	(84) (114)	4419216 4436443 4495300		
					290 838	Nutzlast [kg] / Payload [kg]: 550 Nutzlast [kg] / Payload [kg]: 625 Nutzlast [kg] / Payload [kg]: 700	(84) (84) (84)	4419216 4436443 4495300		
					290 840	Nutzlast [kg] / Payload [kg]: 825	(84)	4419217 4419218 4436440 4436442 4495299		
					290 840	Nutzlast [kg] / Payload [kg]: 825 für Fahrzeuge mit Hochdach / For vehicles with raised roof	(84) (114)	4419217 4419218 4436440 4436442 4495299		
					290 837	Nutzlast [kg] / Payload [kg]: 700 für Fahrzeuge mit Hochdach / For vehicles with raised roof	(84) (114)	4408460 4436439 4495298		
					290 837	Nutzlast [kg] / Payload [kg]: 550 Nutzlast [kg] / Payload [kg]: 625 Nutzlast [kg] / Payload [kg]: 700	(84) (84) (84)	4408460 4436439 4495298		
					290 839	Nutzlast [kg] / Payload [kg]: 825 für Fahrzeuge mit Hochdach / For vehicles with raised roof	(84) (114)	4408461 4408462 4436437 4436438 4495297		
					290 839	Nutzlast [kg] / Payload [kg]: 825	(84)	4408461 4408462 4436437 4436438 4495297		
					900 089					
							290 846	->08.2003 Nutzlast [kg] / Payload [kg]: 825 4-Kanal-ABS / 4-Channel ABS	(84) (3)	4410220 4410221 4436449 4436608 4495303 4539853
							290 846	08.2002 - 08.2003 Nutzlast [kg] / Payload [kg]: 625 4-Kanal-ABS / 4-Channel ABS	(84) (3)	4410220 4410221 4436449 4436608 4495303 4539853
							290 845	08.2003-> Nutzlast [kg] / Payload [kg]: 625 Nutzlast [kg] / Payload [kg]: 825 4-Kanal-ABS / 4-Channel ABS	(84) (84) (3)	4410222 4436450 4539467 4539850

Achtung: Unsere Artikel sind nur als Ersatz für die angegebenen OE-Nummern gültig. In der Spalte "Ref." ist lediglich ein Teil der OE-Nummern aufgeführt. Die vollständige Auflistung aller Vergleichsnummern finden Sie im Anhang.
 Attention: The articles are only valid as replacement for the listed OE-numbers. In the column "Ref." only a selection of OE-No. is given. The complete listing you can see in the appendix. (151)



FORD

TRANSIT CONNECT (P65, P70, P80) 06.02 -















1.8 16V	06.02 -				290 845 =	Nutzlast [kg] / Payload [kg]: 550 Nutzlast [kg] / Payload [kg]: 625 Nutzlast [kg] / Payload [kg]: 700	(84) (84) (84)	4410222 4436450 4539467 4539850
					290 846 =	Nutzlast [kg] / Payload [kg]: 825 4-Kanal-ABS / 4-Channel ABS für Fahrzeuge mit Hochdach / For vehicles with raised roof	(84) (3) (114)	4410220 4410221 4436449 4436608 4495303 4539853

Achtung: Unsere Artikel sind nur als Ersatz für die angegebenen OE-Nummern gültig. In der Spalte "Ref." ist lediglich ein Teil der OE-Nummern aufgeführt. Die vollständige Auflistung aller Vergleichsnummern finden Sie im Anhang.
 Attention: The articles are only valid as replacement for the listed OE-numbers. In the column "Ref." only a selection of OE-No. is given. The complete listing you can see in the appendix. (151)

		Baumuster Model						Ref.
--	--	--------------------	---	---	---	--	---	------

FORD

TRANSIT CONNECT (P65, P70, P80) 06.02 -







1.8 Di 1.8 TDCi, 66 kW	06.02 - 06.02 -				290 840 = 	08.2002-> Nutzlast [kg] / Payload [kg]: 900 für Fahrzeuge mit Hochdach / For vehicles with raised roof	(84) (114)	4419217 4419218 4436440 4436442 4495299				
					290 839 = 	08.2002-> Nutzlast [kg] / Payload [kg]: 900 für Fahrzeuge mit Hochdach / For vehicles with raised roof	(84) (114)	4408461 4408462 4436437 4436438 4495297				
					290 838 = 	Nutzlast [kg] / Payload [kg]: 700 für Fahrzeuge mit Hochdach / For vehicles with raised roof	(84) (114)	4419216 4436443 4495300				
									290 838 = 	Nutzlast [kg] / Payload [kg]: 550 Nutzlast [kg] / Payload [kg]: 625 Nutzlast [kg] / Payload [kg]: 700	(84) (84) (84)	4419216 4436443 4495300
									290 840 = 	Nutzlast [kg] / Payload [kg]: 825 für Fahrzeuge mit Hochdach / For vehicles with raised roof	(84) (114)	4419217 4419218 4436440 4436442 4495299
					290 840 = 	Nutzlast [kg] / Payload [kg]: 750 Nutzlast [kg] / Payload [kg]: 825	(84) (84)	4419217 4419218 4436440 4436442 4495299				
					290 837 = 	Nutzlast [kg] / Payload [kg]: 700 für Fahrzeuge mit Hochdach / For vehicles with raised roof	(84) (114)	4408460 4436439 4495298				
					290 837 = 	Nutzlast [kg] / Payload [kg]: 550 Nutzlast [kg] / Payload [kg]: 625 Nutzlast [kg] / Payload [kg]: 700	(84) (84) (84)	4408460 4436439 4495298				
					290 839 = 	Nutzlast [kg] / Payload [kg]: 750 Nutzlast [kg] / Payload [kg]: 825	(84) (84)	4408461 4408462 4436437 4436438 4495297				
					290 839 = 	Nutzlast [kg] / Payload [kg]: 825 für Fahrzeuge mit Hochdach / For vehicles with raised roof	(84) (114)	4408461 4408462 4436437 4436438 4495297				
						900 089						
							290 846 =	->08.2003 Nutzlast [kg] / Payload [kg]: 825 4-Kanal-ABS / 4-Channel ABS	(84) (3)	4410220 4410221 4436449 4436608 4495303 4539853		
							290 846 =	08.2002 - 08.2003 Nutzlast [kg] / Payload [kg]: 625 4-Kanal-ABS / 4-Channel ABS	(84) (3)	4410220 4410221 4436449 4436608 4495303 4539853		
							290 845 =	08.2003-> Nutzlast [kg] / Payload [kg]: 625 Nutzlast [kg] / Payload [kg]: 825 4-Kanal-ABS / 4-Channel ABS	(84) (84) (3)	4410222 4436450 4539467 4539850		

Achtung: Unsere Artikel sind nur als Ersatz für die angegebenen OE-Nummern gültig. In der Spalte "Ref." ist lediglich ein Teil der OE-Nummern aufgeführt. Die vollständige Auflistung aller Vergleichsnummern finden Sie im Anhang.
Attention: The articles are only valid as replacement for the listed OE-numbers. In the column "Ref." only a selection of OE-No. is given. The complete listing you can see in the appendix. (151)

		Baumuster Model						Ref.
--	--	--------------------	---	---	---	--	---	------








FORD

TRANSIT CONNECT (P65, P70, P80) 06.02 -

1.8 Di 1.8 TDCi, 66 kW	06.02 - 06.02 -				290 845 =	Nutzlast [kg] / Payload [kg]: 550 Nutzlast [kg] / Payload [kg]: 625 Nutzlast [kg] / Payload [kg]: 700	(84) (84) (84)	4410222 4436450 4539467 4539850				
					290 846 =	Nutzlast [kg] / Payload [kg]: 825 4-Kanal-ABS / 4-Channel ABS für Fahrzeuge mit Hochdach / For vehicles with raised roof	(84) (3) (114)	4410220 4410221 4436449 4436608 4495303 4539853				
					290 846 =	Nutzlast [kg] / Payload [kg]: 750	(84)	4410220 4410221 4436449 4436608 4495303 4539853				
1.8 TDCi, 81 kW	08.06 -				290 838 =	Nutzlast [kg] / Payload [kg]: 700 für Fahrzeuge mit Hochdach / For vehicles with raised roof	(84) (114)	4419216 4436443 4495300				
					290 838 =	Nutzlast [kg] / Payload [kg]: 625 Nutzlast [kg] / Payload [kg]: 700	(84) (84)	4419216 4436443 4495300				
					290 840 =	Nutzlast [kg] / Payload [kg]: 825 Nutzlast [kg] / Payload [kg]: 900 für Fahrzeuge mit Hochdach / For vehicles with raised roof	(84) (84) (114)	4419217 4419218 4436440 4436442 4495299				
					290 840 =	Nutzlast [kg] / Payload [kg]: 825	(84)	4419217 4419218 4436440 4436442 4495299				
					290 837 =	Nutzlast [kg] / Payload [kg]: 625 Nutzlast [kg] / Payload [kg]: 700	(84) (84)	4408460 4436439 4495298				
					290 837 =	Nutzlast [kg] / Payload [kg]: 700 für Fahrzeuge mit Hochdach / For vehicles with raised roof	(84) (114)	4408460 4436439 4495298				
					290 839 =	Nutzlast [kg] / Payload [kg]: 825 Nutzlast [kg] / Payload [kg]: 900 für Fahrzeuge mit Hochdach / For vehicles with raised roof	(84) (84) (114)	4408461 4408462 4436437 4436438 4495297				
					290 839 =	Nutzlast [kg] / Payload [kg]: 825	(84)	4408461 4408462 4436437 4436438 4495297				
										290 845 =	Nutzlast [kg] / Payload [kg]: 625 Nutzlast [kg] / Payload [kg]: 700	(84) (84)
					290 845 =	Nutzlast [kg] / Payload [kg]: 625 Nutzlast [kg] / Payload [kg]: 825 4-Kanal-ABS / 4-Channel ABS	(84) (84) (3)	4410222 4436450 4539467 4539850				
					290 846 =	Nutzlast [kg] / Payload [kg]: 825 4-Kanal-ABS / 4-Channel ABS für Fahrzeuge mit Hochdach / For vehicles with raised roof	(84) (3) (114)	4410220 4410221 4436449 4436608 4495303 4539853				







Achtung: Unsere Artikel sind nur als Ersatz für die angegebenen OE-Nummern gültig. In der Spalte "Ref." ist lediglich ein Teil der OE-Nummern aufgeführt. Die vollständige Auflistung aller Vergleichsnummern finden Sie im Anhang.

Attention: The articles are only valid as replacement for the listed OE-numbers. In the column "Ref." only a selection of OE-No. is given. The complete listing you can see in the appendix. (151)







		Baumuster Model						Ref.
--	---	----------------------------	---	---	---	---	---	-------------

FORD







TRANSIT Kasten (72E, 71E) 11.65 - 09.78

1.5 (72E1A) 1.7 FT 100	01.71 - 05.73	100L,130,150			230 802 ▲		1 502 194
	04.71 - 03.78	,175,190			101 229 ▲		5 001 820
		75, 115, 100, 125			230 801		1 499 291 1 502 211 6 059 133



















TRANSIT Pritsche/Fahrgestell (74E) 12.68 - 09.78

1.5 1.7 FT 100	01.71 - 05.73	100L,130,150			230 802 ▲		1 502 194
	04.71 - 03.78	,175,190			101 229 ▲		5 001 820
		75, 115, 100, 125			230 801		1 499 291 1 502 211 6 059 133















TRANSIT Kasten (81E) 11.65 - 07.73

1.7 1300 (81E4SA) 1.7 1300 Feuerw. (810000)	03.67 - 07.73	100L,130,150			230 802 ▲		1 502 194
	11.65 - 05.73	,175,190			101 229 ▲		5 001 820
		75, 115, 100, 125			230 801		1 499 291 1 502 211 6 059 133

TRANSIT Kasten (V_ _) 01.77 - 10.86

1.6 (WS) 2.0 (VVL) 2.0 (VHL, VVS) 2.4 D (VVS) 2.5 D (VVL)	11.77 - 10.86	100L,130,150			110 909	11.1985->	5 014 340
	11.77 - 10.86	,175,190			230 802 ▲	->10.1985	1 502 194
	11.77 - 10.86				110 910	11.1985->	5 016 024
	11.77 - 10.86	75,100,115,1 25			101 229 ▲	->10.1985	5 001 820
	10.83 - 10.86	80,100,115,1 20			230 803 =	11.1985->	
					110 908	11.1985->	5 016 021
2.0 (VVS)	11.77 - 07.82	100L,130,150			230 802 ▲		1 502 194
		,175,190			101 229 ▲		5 001 820
		75, 115, 100, 125			230 801	->10.1985	1 499 291 1 502 211 6 059 133

TRANSIT Pritsche/Fahrgestell (V_ _) 11.77 - 10.86













1.6 (VCS, VDS) 2.0 (VGL, VSL, VTL, VCS, VDS) 2.5 D (VGL, VSL, VTL, VCS, VDS)	11.77 - 10.86	100L,130,150			110 909	11.1985->	5 014 340
	11.77 - 10.86	,175,190			230 802 ▲	->10.1985	1 502 194
	10.83 - 10.86				110 910	11.1985->	5 016 024
		75,100,115,1 25			101 229 ▲	->10.1985	5 001 820
		80,100,115,1 20			230 803 =	11.1985->	
					110 908	11.1985->	5 016 021
					230 801	->10.1985	1 499 291 1 502 211 6 059 133

Achtung: Unsere Artikel sind nur als Ersatz für die angegebenen OE-Nummern gültig. In der Spalte "Ref." ist lediglich ein Teil der OE-Nummern aufgeführt. Die vollständige Auflistung aller Vergleichsnummern finden Sie im Anhang.
Attention: The articles are only valid as replacement for the listed OE-numbers. In the column "Ref." only a selection of OE-No. is given. The complete listing you can see in the appendix. (151)















		Baumuster Model						Ref.
--	--	----------------------------	---	---	---	--	---	-------------

FORD























TRANSIT Pritsche/Fahrgestell (V_) 11.77 - 10.86

2.0 (VGL, VSL, VTL)	11.77 - 07.82	100L,130,150 ,175,190			230 802 ▲		1 502 194
		75, 115, 100, 125			101 229 ▲		5 001 820
					230 801		1 499 291 1 502 211 6 059 133
2.4 D (VGL, VSL, VTL, VCS, VDS)	11.77 - 09.85	100L,130,150 ,175,190			230 802 ▲		1 502 194
		75,100,115,1 25			101 229 ▲		5 001 820
					230 801		1 499 291 1 502 211 6 059 133

TRANSIT Kasten (T_) 09.85 - 09.92

1.6 (TAS)	09.85 - 09.92	100L,130,150 ,150L			230 858 =	07.1991->	5 025 618
2.0 (TAL, TAS, TGL, TWS)	09.85 - 09.92	150S,190L					
2.5 D (TAL, TAS, TGL, TWS), 50 kW	01.86 - 09.91	100L,130,150 ,175,190			110 909	->06.1991	5 014 340
2.5 D (TAL, TAS, TGL, TWS), 52 kW	10.88 - 09.91				110 910	->06.1991	5 016 024
		80,100,115,1 20			230 803 =	->06.1991	
					110 908	->06.1991	5 016 021
		80,100,115,1 20,190			230 857 =	07.1991->	5 025 617 5 025 620 5 029 871 6 700 775 7 355 381
					230 777 =	07.1991->	5 029 866 5 029 867

TRANSIT Pritsche/Fahrgestell (T_) 11.85 - 09.92

























2.0 (TTE, TTL, TTS)	01.86 - 09.92	100L,130,150 ,150L			230 858 =	07.1991->	5 025 618
2.0 (TUL) KAT	11.85 - 09.92	150S,190L					
2.5 DI (TTE, TTL, TTS, TUL)	09.88 - 09.92	100L,130,150 ,175,190			110 909	->06.1991	5 014 340
					110 910	->06.1991	5 016 024
		80,100,115,1 20			230 803 =	->06.1991	
					110 908	->06.1991	5 016 021
		80,100,115,1 20,190			230 857 =	07.1991->	5 025 617 5 025 620 5 029 871 6 700 775 7 355 381
			230 777 =	07.1991->	5 029 866 5 029 867		
2.5 D (TTL, TTS, TUL, TUS, TTE) KAT	01.86 - 01.89	100L,130,150 ,175,190			110 909		5 014 340
					110 910		5 016 024
		80,100,115,1 20			230 803 =		
					110 908		5 016 021

Achtung: Unsere Artikel sind nur als Ersatz für die angegebenen OE-Nummern gültig. In der Spalte "Ref." ist lediglich ein Teil der OE-Nummern aufgeführt. Die vollständige Auflistung aller Vergleichsnummern finden Sie im Anhang.

Attention: The articles are only valid as replacement for the listed OE-numbers. In the column "Ref." only a selection of OE-No. is given. The complete listing you can see in the appendix. (151)

		Baumuster Model						Ref.
--	--	----------------------------	---	---	---	--	---	-------------
























FORD

TRANSIT Kasten (E_ _)		05.91 - 06.94						
2.0	09.91 - 06.94	100L,130,150			230 858 =			5 025 618
2.0 i (EAL, EAS)	09.91 - 06.94	,190L						
2.9 V6	09.91 - 08.94	80,100,115,1			230 857 =			5 025 617
2.5 DI (EAL, EAS), 51 kW	05.91 - 06.94	20,190						5 025 620
2.5 DI (EAS, EAL)	05.91 - 06.94							5 029 871
2.5 DI (EAL, EAS), 63 kW	10.92 - 06.94							6 700 775
2.5 TD (EAS, EAL)	05.91 - 06.94				230 777 =			7 355 381
								5 029 866
								5 029 867
TRANSIT Pritsche/Fahrgestell (E_ _)		09.91 - 08.94						
2.0 (EME/L/S, ENE/L/S)	09.91 - 08.94	100L,130,150			230 858 =			5 025 618
2.9 V6	09.91 - 08.94	,190L						
2.5 DI (EML/S, ENL/S)	09.91 - 08.94	80,100,115,1			230 857 =			5 025 617
2.5 DI (EME/L/S, ENE/L/S)	09.91 - 08.94	20,190						5 025 620
2.5 TD (EME/L/S, ENE/L/S)	11.92 - 08.94							5 029 871
2.5 TD (EME/L/S, ENE/L)	09.91 - 08.94							6 700 775
					230 777 =			7 355 381
								5 029 866
								5 029 867
TRANSIT Kasten (E_ _)		06.94 - 07.00						
2.0 (EAL, EAS)	06.94 - 03.00	100L,120L,13			230 858 =			5 025 618
2.5 DI (EAL, EAS), 51 kW	06.94 - 03.00	0,150						
2.5 DI (EAL, EAS), 56 kW	06.94 - 03.00	150L,150S						
2.5 DI (EAL, EAS), 85 kW	05.99 - 03.00	80,100,115,1			230 857 =			5 025 617
2.5 TD (EAS)	10.98 - 03.00	15L,120						5 025 620
2.5 TD (EAL, EAS)	06.94 - 03.00	190,EF						5 029 871
2.5 TDI (EAL, EAS)	06.94 - 03.00				230 777 =			6 700 775
								7 355 381
								5 029 866
								5 029 867
TRANSIT Pritsche/Fahrgestell (E_ _)		08.94 - 07.00						
2.0 (EME/L/S, ENE/L/S)	08.94 - 03.00	100L,120L,13			230 858 =			5 025 618
2.5 DI (EME/L/S, ENE/L/S)	08.94 - 03.00	0,150						
2.5 DI (EML, ENE/L)	05.99 - 03.00	150L,150S						
2.5 DI (EML/S, ENL/S)	08.94 - 03.00	80,100,115,1			230 857 =			5 025 617
2.5 TD (EME/L/S, ENE/L/S), 55 kW	10.98 -	15L,120						5 025 620
2.5 TD (EME/L/S, ENE/L/S), 63 kW	08.94 - 03.00	190,EF						5 029 871
2.5 TD (EME/L/S, ENE/L/S), 74 kW	08.94 - 03.00				230 777 =			6 700 775
								7 355 381
								5 029 866
								5 029 867

Achtung: Unsere Artikel sind nur als Ersatz für die angegebenen OE-Nummern gültig. In der Spalte "Ref." ist lediglich ein Teil der OE-Nummern aufgeführt. Die vollständige Auflistung aller Vergleichsnummern finden Sie im Anhang.
 Attention: The articles are only valid as replacement for the listed OE-numbers. In the column "Ref." only a selection of OE-No. is given. The complete listing you can see in the appendix. (151)

		Baumuster Model						Ref.
--	--	--------------------	---	---	---	--	---	------

















FORD

TRANSIT Kasten (FA_)		01.00 - 05.06							
2.3 16V [RWD] (FAA_, FAB_, FAC_)	04.01 - 05.06	350E			230 963 =	04.2001 - 08.2001		1C15-18080-GA YC15-18080-FG	
					230 965 =			1C15-18045-CF 1C15-18045-CG	
					900 077				
					311 833 =	08.2001 - 09.2002 mit absenkbarer Luftfederung hinten / with lowerable pneumatic suspension rear	(127)		
					230 963 =	04.2001-> nicht für / Not for: Jumbo	(132)	1C15-18080-GA YC15-18080-FG	
					311 836 =	04.2001-> für / for: Jumbo für / for: Paketwagen zul. Gesamtgewicht [kg] / Gross Vehicle Weight [kg]: 3550 zul. Gesamtgewicht [kg] / Gross Vehicle Weight [kg]: 4250	(109) (109) (150) (150)		
					311 836 =	04.2001-> für / for: Jumbo für / for: Paketwagen	(109) (109)		
					311 834 =	05.2001-> mit absenkbarer Luftfederung hinten / with lowerable pneumatic suspension rear	(127)		
					311 838 =	09.2002-> mit absenkbarer Luftfederung hinten / with lowerable pneumatic suspension rear	(127)		
					230 963 =			1C15-18080-GA YC15-18080-FG	
					230 964 =	Länderausführung: Finnland / Country Version: Finland Länderausführung: Norwegen / Country Version: Norway	(67) (69)	2C11-18080-AA YC15-18080-SA	
					230 964 =	Flüssiggas (LPG) / Liquefied Petroleum Gas (LPG)	(48)	2C11-18080-AA YC15-18080-SA	
			2.0 DI (FAE_, FAF_, FAG_), 55 kW	08.00 - 05.06	0.8 1.0S			311 010 =	11.2000 - 10.2002 mit niedrigem Dach / with low roof mit mittelhohem Dach / with middle- high roof
2.0 DI (FAE_, FAF_, FAG_), 63 kW	08.00 - 05.06	0.8S 1.0S			311 010 =	->11.2000 mit niedrigem Dach / with low roof	(129)		
2.0 DI (FAE_, FAF_, FAG_), 74 kW	08.00 - 05.06	1.0M 1.3M 1.3L			311 010 =	->10.2002			
		280S			311 010 =	mit mittelhohem Dach / with middle- high roof	(128)		
		300S			311 010 =	mit mittelhohem Dach / with middle- high roof mit niedrigem Dach / with low roof	(128) (129)		
					230 965 =		1C15-18045-CF 1C15-18045-CG		
					900 077				

Achtung: Unsere Artikel sind nur als Ersatz für die angegebenen OE-Nummern gültig. In der Spalte "Ref." ist lediglich ein Teil der OE-Nummern aufgeführt. Die vollständige Auflistung aller Vergleichsnummern finden Sie im Anhang.
Attention: The articles are only valid as replacement for the listed OE-numbers. In the column "Ref." only a selection of OE-No. is given. The complete listing you can see in the appendix. (151)

		Baumuster Model						Ref.
--	--	--------------------	---	---	---	--	---	------













FORD

TRANSIT Kasten (FA_)		01.00 - 05.06							
2.0 TDCi	08.02 - 05.06	0.8 1.0S			311 010 =	->10.2002 mit niedrigem Dach / with low roof mit mittelhohen Dach / with middle-high roof	(129) (128)		
		1.0M 1.3M 1.3L			311 010 =	->10.2002			
		280S			311 010 =	mit mittelhohen Dach / with middle-high roof	(128)		
		300S			311 010 =	mit mittelhohen Dach / with middle-high roof mit niedrigem Dach / with low roof	(128) (129)		
					230 965 =			1C15-18045-CF 1C15-18045-CG	
					900 077				
					311 833 =	->09.2002 mit absenkbarer Luftfederung hinten / with lowerable pneumatic suspension rear	(127)		
					230 963 =	08.2002-> nicht für / Not for: Jumbo	(132)	1C15-18080-GA YC15-18080-FG	
					230 964 =	08.2002-> Flüssiggas (LPG) / Liquefied Petroleum Gas (LPG)	(48)	2C11-18080-AA YC15-18080-SA	
					311 838 =	09.2002-> mit absenkbarer Luftfederung hinten / with lowerable pneumatic suspension rear	(127)		
					311 836 =	für / for: Jumbo für / for: Paketwagen zul. Gesamtgewicht [kg] / Gross Vehicle Weight [kg]: 3550 zul. Gesamtgewicht [kg] / Gross Vehicle Weight [kg]: 4250	(109) (109) (150) (150)		
					311 836 =	für / for: Jumbo für / for: Paketwagen	(109) (109)		

Achtung: Unsere Artikel sind nur als Ersatz für die angegebenen OE-Nummern gültig. In der Spalte "Ref." ist lediglich ein Teil der OE-Nummern aufgeführt. Die vollständige Auflistung aller Vergleichsnummern finden Sie im Anhang.
Attention: The articles are only valid as replacement for the listed OE-numbers. In the column "Ref." only a selection of OE-No. is given. The complete listing you can see in the appendix. (151)

		Baumuster Model						Ref.
--	---	--------------------	---	---	---	---	---	------























FORD

TRANSIT Kasten (FA_)		01.00 - 05.06							
2.4 DI (FAA_, FAB_, FAC_, FAD_)	01.00 - 05.06	350E			230 963 =	04.2001 - 08.2001		1C15-18080-GA YC15-18080-FG	
2.4 DI [RWD] (FAA_, FAB_, FAC_, FAD_), 55 kW	01.00 - 05.06				230 965 =			1C15-18045-CF 1C15-18045-CG	
2.4 DI [RWD] (FAA_, FAB_, FAC_, FAD_), 88 kW	01.00 - 05.06				900 077				
					230 963 =	->04.2001		1C15-18080-GA YC15-18080-FG	
					311 833 =	08.2001 - 09.2002 mit absenkbarer Luftfederung hinten / with lowerable pneumatic suspension rear	(127)		
					230 963 =	04.2001-> nicht für / Not for: Jumbo	(132)	1C15-18080-GA YC15-18080-FG	
					311 834 =	05.2001-> mit absenkbarer Luftfederung hinten / with lowerable pneumatic suspension rear	(127)		
					230 964 =	06.2002-> Flüssiggas (LPG) / Liquefied Petroleum Gas (LPG)	(48)	2C11-18080-AA YC15-18080-SA	
					311 836 =	08.2000-> für / for: Jumbo für / for: Paketwagen zul. Gesamtgewicht [kg] / Gross Vehicle Weight [kg]: 3550 zul. Gesamtgewicht [kg] / Gross Vehicle Weight [kg]: 4250	(109) (109) (150)		
					311 836 =	08.2000-> für / for: Jumbo für / for: Paketwagen	(109) (109)		
					311 838 =	09.2002-> mit absenkbarer Luftfederung hinten / with lowerable pneumatic suspension rear	(127)		
					230 963 =			1C15-18080-GA YC15-18080-FG	
					230 964 =	Länderausführung: Finnland / Country Version: Finnland Länderausführung: Norwegen / Country Version: Norway	(67) (69)	2C11-18080-AA YC15-18080-SA	
2.4 TDCi	03.04 - 05.06				230 965 =			1C15-18045-CF 1C15-18045-CG	
2.4 TDE, 85 kW	03.04 - 05.06				900 077				
2.4 TDE, 92 kW	07.01 - 05.06				230 963 =			1C15-18080-GA YC15-18080-FG	
					230 964 =	Länderausführung: Finnland / Country Version: Finnland Länderausführung: Norwegen / Country Version: Norway	(67) (69)	2C11-18080-AA YC15-18080-SA	

Achtung: Unsere Artikel sind nur als Ersatz für die angegebenen OE-Nummern gültig. In der Spalte "Ref." ist lediglich ein Teil der OE-Nummern aufgeführt. Die vollständige Auflistung aller Vergleichsnummern finden Sie im Anhang.
Attention: The articles are only valid as replacement for the listed OE-numbers. In the column "Ref." only a selection of OE-No. is given. The complete listing you can see in the appendix. (151)

		Baumuster Model						Ref.
--	--	--------------------	---	---	---	--	---	------

FORD



























TRANSIT Pritsche/Fahrgestell (FM_ , FN_) 01.00 - 05.06								
2.3 16V (F_A_ , F_B_ , F_C_ , F_D_)	04.01 - 05.06	1 7			311 836 =	für / for: Jumbo	(109)	
					230 965 =			1C15-18045-CF 1C15-18045-CG
					900 077			
					230 963 =	04.2001 - 05.2001 kurzer Radstand / Short Wheelbase	(123)	1C15-18080-GA YC15-18080-FG
					230 963 =	04.2001 - 08.2001 mittlerer Radstand / Centre Wheelbase	(131)	1C15-18080-GA YC15-18080-FG
						langer Radstand / Long Wheelbase	(124)	
					311 833 =	05.2001 - 09.2002 mit absenkbarer Luftfederung hinten / with lowerable pneumatic suspension rear	(127)	
					311 837 =	04.2001-> zul. Gesamtgewicht [kg] / Gross Vehicle Weight [kg]: 3500 zul. Gesamtgewicht [kg] / Gross Vehicle Weight [kg]: 4100 zul. Gesamtgewicht [kg] / Gross Vehicle Weight [kg]: 4250	(150) (150) (150)	
					230 964 =	05.2001-> mit reduziertem Fzg.ges.gewicht / with decreased gross vehicle weight rating	(130)	2C11-18080-AA YC15-18080-SA
					311 838 =	09.2002->		
					230 963 =			1C15-18080-GA YC15-18080-FG
					230 964 =	Länderausführung: Finnland / Country Version: Finland Länderausführung: Norwegen / Country Version: Norway	(67) (69)	2C11-18080-AA YC15-18080-SA
					230 964 =	Flüssiggas (LPG) / Liquefied Petroleum Gas (LPG)	(48)	2C11-18080-AA YC15-18080-SA
2.0 DI (F_E_ , F_F_), 55 kW 2.0 DI (F_E_ , F_F_), 63 kW 2.0 DI (F_E_ , F_F_), 74 kW	08.00 - 05.06 08.00 - 05.06 08.00 - 05.06				230 965 =			1C15-18045-CF 1C15-18045-CG
					900 077			
					311 834 =	08.2000 - 06.2001		
		311 835 =	06.2001->					

Achtung: Unsere Artikel sind nur als Ersatz für die angegebenen OE-Nummern gültig. In der Spalte "Ref." ist lediglich ein Teil der OE-Nummern aufgeführt. Die vollständige Auflistung aller Vergleichsnummern finden Sie im Anhang.
Attention: The articles are only valid as replacement for the listed OE-numbers. In the column "Ref." only a selection of OE-No. is given. The complete listing you can see in the appendix. (151)

		Baumuster Model						Ref.
--	--	--------------------	---	---	---	--	---	------

FORD

TRANSIT Pritsche/Fahrgestell (FM_ , FN_) 01.00 - 05.06

2.0 TDCi (F_E_ , F_F_)	08.02 - 05.06	1 7			311 836 =	für / for: Jumbo	(109)		
					230 965 =			1C15-18045-CF	1C15-18045-CG
					900 077				
					311 834 =	08.2000 - 06.2001			
					311 833 =	08.2002 - 09.2002 mit absenkbarer Luftfederung hinten / with lowerable pneumatic suspension rear	(127)		
					311 835 =	06.2001->			
					230 964 =	08.2002-> Flüssiggas (LPG) / Liquefied Petroleum Gas (LPG)	(48)	2C11-18080-AA	YC15-18080-SA
					230 964 =	08.2002-> mit reduziertem Fzg.ges.gewicht / with decreased gross vehicle weight rating	(130)	2C11-18080-AA	YC15-18080-SA
					311 837 =	08.2002-> zul. Gesamtgewicht [kg] / Gross Vehicle Weight [kg]: 3500 zul. Gesamtgewicht [kg] / Gross Vehicle Weight [kg]: 4100 zul. Gesamtgewicht [kg] / Gross Vehicle Weight [kg]: 4250	(150) (150) (150)		
					311 838 =	09.2002->			
		230 964 =	Länderausführung: Finnland / Country Version: Finland Länderausführung: Norwegen / Country Version: Norway	(67) (69)	2C11-18080-AA	YC15-18080-SA			
2.4 DI (F_A_ , F_B_ , F_C_ , F_D_), 55 kW 2.4 DI (F_A_ , F_B_ , F_C_ , F_D_), 66 kW 2.4 DI (F_A_ , F_B_ , F_C_ , F_D_), 88 kW	01.00 - 05.06	1 7			311 836 =	08.2000-> für / for: Jumbo	(109)		
					230 965 =			1C15-18045-CF	1C15-18045-CG
					900 077				
					230 963 =	04.2001 - 05.2001 kurzer Radstand / Short Wheelbase	(123)	1C15-18080-GA	YC15-18080-FG
					230 963 =	04.2001 - 08.2001 mittlerer Radstand / Centre Wheelbase	(131)	1C15-18080-GA	YC15-18080-FG
					311 833 =	05.2001 - 09.2002 mit absenkbarer Luftfederung hinten / with lowerable pneumatic suspension rear	(127)		
					230 964 =	05.2001-> mit reduziertem Fzg.ges.gewicht / with decreased gross vehicle weight rating	(130)	2C11-18080-AA	YC15-18080-SA
					230 964 =	06.2002-> Flüssiggas (LPG) / Liquefied Petroleum Gas (LPG)	(48)	2C11-18080-AA	YC15-18080-SA
					311 837 =	08.2000-> zul. Gesamtgewicht [kg] / Gross Vehicle Weight [kg]: 3500 zul. Gesamtgewicht [kg] / Gross Vehicle Weight [kg]: 4100 zul. Gesamtgewicht [kg] / Gross Vehicle Weight [kg]: 4250	(150) (150) (150)		
					311 838 =	09.2002->			
					230 963 =			1C15-18080-GA	YC15-18080-FG
					230 964 =	Länderausführung: Finnland / Country Version: Finland Länderausführung: Norwegen / Country Version: Norway	(67) (69)	2C11-18080-AA	YC15-18080-SA





Achtung: Unsere Artikel sind nur als Ersatz für die angegebenen OE-Nummern gültig. In der Spalte "Ref." ist lediglich ein Teil der OE-Nummern aufgeführt. Die vollständige Auflistung aller Vergleichsnummern finden Sie im Anhang.

Attention: The articles are only valid as replacement for the listed OE-numbers. In the column "Ref." only a selection of OE-No. is given. The complete listing you can see in the appendix. (151)









		Baumuster Model						Ref.
--	--	--------------------	---	---	---	--	---	------

FORD





TRANSIT Pritsche/Fahrgestell (FM_ , FN_) 01.00 - 05.06

2.4 TDCi 2.4 TDE, 85 kW 2.4 TDE, 92 kW	03.04 - 05.06 03.04 - 05.06 07.01 - 05.06				230 965 =		1C15-18045-CF 1C15-18045-CG
					900 077		
					230 963 =		1C15-18080-GA YC15-18080-FG
					230 964 =	Länderausführung: Finnland / Country Version: Finnland Länderausführung: Norwegen / Country Version: Norway	

TRANSIT Kasten 07.06 -

2.3 16V 2.4 TDCi, 74 kW 2.4 TDCi, 85 kW 2.4 TDCi, 103 kW	07.06 - 07.06 - 07.06 - 07.06 -				313 500 =	nur als Ersatz für angegebene OE-Nr. (138) / only for the listed OE-Numbers	
					313 501 =	nur als Ersatz für angegebene OE-Nr. (138) / only for the listed OE-Numbers	
					313 502 =	nur als Ersatz für angegebene OE-Nr. (138) / only for the listed OE-Numbers	
					313 545 =	nur als Ersatz für angegebene OE-Nr. (138) / only for the listed OE-Numbers	
					900 193		
					313 506 =	nur als Ersatz für angegebene OE-Nr. (138) / only for the listed OE-Numbers	
					313 505 =	nur als Ersatz für angegebene OE-Nr. (138) / only for the listed OE-Numbers	
					313 507 =	nur als Ersatz für angegebene OE-Nr. (138) / only for the listed OE-Numbers	
					313 508 =	nur als Ersatz für angegebene OE-Nr. (138) / only for the listed OE-Numbers	
					313 509 =	nur als Ersatz für angegebene OE-Nr. (138) / only for the listed OE-Numbers	
2.2 TDCi, 63 kW 2.2 TDCi, 81 kW 2.2 TDCi, 96 kW	07.06 - 07.06 - 07.06 -				313 500 =	nur als Ersatz für angegebene OE-Nr. (138) / only for the listed OE-Numbers	
					313 501 =	nur als Ersatz für angegebene OE-Nr. (138) / only for the listed OE-Numbers	
					313 503 =	nur als Ersatz für angegebene OE-Nr. (138) / only for the listed OE-Numbers	
					900 193		
					313 504 =	nur als Ersatz für angegebene OE-Nr. (138) / only for the listed OE-Numbers	
					313 516 =	nur als Ersatz für angegebene OE-Nr. (138) / only for the listed OE-Numbers	





TRANSIT Pritsche/Fahrgestell 07.06 -

2.3 16V 2.4 TDCi, 74 kW 2.4 TDCi, 85 kW 2.4 TDCi, 103 kW	07.06 - 07.06 - 07.06 - 07.06 -				313 500 =	nur als Ersatz für angegebene OE-Nr. (138) / only for the listed OE-Numbers	
					313 501 =	nur als Ersatz für angegebene OE-Nr. (138) / only for the listed OE-Numbers	
					313 502 =	nur als Ersatz für angegebene OE-Nr. (138) / only for the listed OE-Numbers	
					313 545 =	nur als Ersatz für angegebene OE-Nr. (138) / only for the listed OE-Numbers	
					900 193		
					313 506 =	nur als Ersatz für angegebene OE-Nr. (138) / only for the listed OE-Numbers	
					313 505 =	nur als Ersatz für angegebene OE-Nr. (138) / only for the listed OE-Numbers	
					313 507 =	nur als Ersatz für angegebene OE-Nr. (138) / only for the listed OE-Numbers	
					313 508 =	nur als Ersatz für angegebene OE-Nr. (138) / only for the listed OE-Numbers	
					313 509 =	nur als Ersatz für angegebene OE-Nr. (138) / only for the listed OE-Numbers	



Achtung: Unsere Artikel sind nur als Ersatz für die angegebenen OE-Nummern gültig. In der Spalte "Ref." ist lediglich ein Teil der OE-Nummern aufgeführt. Die vollständige Auflistung aller Vergleichsnummern finden Sie im Anhang.
Attention: The articles are only valid as replacement for the listed OE-numbers. In the column "Ref." only a selection of OE-No. is given. The complete listing you can see in the appendix. (151)



		Baumuster Model						Ref.
--	--	--------------------	---	---	---	--	---	------



FORD

TRANSIT Pritsche/Fahrgestell 07.06 -								
2.2 TDCi, 63 kW 2.2 TDCi, 81 kW 2.2 TDCi, 96 kW	07.06 - 07.06 - 07.06 -				313 500 =	nur als Ersatz für angegebene OE-Nr. (138) / only for the listed OE-Numbers		
					313 501 =	nur als Ersatz für angegebene OE-Nr. (138) / only for the listed OE-Numbers		
					313 503 =	nur als Ersatz für angegebene OE-Nr. (138) / only for the listed OE-Numbers		
			900 193					
					313 504 =	nur als Ersatz für angegebene OE-Nr. (138) / only for the listed OE-Numbers		
					313 516 =	nur als Ersatz für angegebene OE-Nr. (138) / only for the listed OE-Numbers		

























FREIGHTLINER

Argosy								
all	01.99 - 12.02				311 632	für / for: Newway Achsauführung / Axle Version: AD246	(109) (4)	90045132

C-Series (Century Class)								
C 112 C 120	01.99 - 12.02				311 632	für / for: Newway Achsauführung / Axle Version: AD246	(109) (4)	90045132

FL-Series (Business Class)								
FL 50 FL 60 FL 70 FL 80 FL 106 FLA FLB FLC 112 FLC 120/121 FLD FLN	01.94 - 12.02 01.98 - 12.99				311 632	für / for: Newway Achsauführung / Axle Version: AD246	(109) (4)	90045132





HANOMAG HENSCHEL

F 20								
F 20					791 002 			603 320 02 30 603 320 03 30
					101 102 			603 320 00 31 603 320 01 31
F 25								
F 25					791 002 			603 320 02 30 603 320 03 30
					101 102 			603 320 00 31 603 320 01 31
F 30								
F 30					791 002 			603 320 02 30 603 320 03 30
					101 102 			603 320 00 31 603 320 01 31
F 35								
F 35					791 002 			603 320 02 30 603 320 03 30
					101 102 			603 320 00 31 603 320 01 31



Achtung: Unsere Artikel sind nur als Ersatz für die angegebenen OE-Nummern gültig. In der Spalte "Ref." ist lediglich ein Teil der OE-Nummern aufgeführt. Die vollständige Auflistung aller Vergleichsnummern finden Sie im Anhang.
Attention: The articles are only valid as replacement for the listed OE-numbers. In the column "Ref." only a selection of OE-No. is given. The complete listing you can see in the appendix. (151)

		Baumuster Model						Ref.
--	--	--------------------	---	---	---	--	---	------



IFA



W 50								
W 50 LA	01.78 -				112 944 ▲			
					112 944 ▲			



ISUZU





ELF (150, 250, 350)								
KA 20, 40, 50	01.68 - 08.72				290 232			
KA 41, 51	09.72 -							
TL 10 (Elf 250)	01.70 - 12.79							
TL 20 (Elf 250)	01.70 - 12.79							
TL 30 (Elf 250)	01.70 - 12.79							
TL 40 (Elf 250)	01.70 - 12.79							
TL 50 (Elf 250)	01.70 - 12.79							

IVECO

Cityclass								
Cityclass					290 273			500309669

Daily II 05.99 -								
35 C 9, 35 S 9	11.01 - 04.06				312 374			504051656
35 C 17, 35 S 17, Kasten/Kombi	01.05 - 04.06							
35 C 17, 35 S 17, Pritsche/Fahrgestell	01.05 - 04.06							































Daily 20...								
29 L 10	09.02 -				312 374			504051656
29 L 12	09.02 -							

Daily 30...								
30-8, 55-60 kW	01.92 - 08.98				290 062			9382 6662
30-8, 60 kW	01.96 - 08.98							
30-8, 62 kW	09.98 -				290 063			4835 372
30-8 V	09.98 -							
30-8 V,30-8 C, 55-60 kW	01.89 - 08.98							
30-8 V,30-8 C, 60 kW	01.96 - 08.98							
30-8 V,30-8 C, 62 kW	09.98 -							
35-8, 55-60 kW	01.89 - 08.98							
35-8, 62 kW	09.98 -							
35-8 K	09.98 -							
35-8 V,35-8 C, 55-60 kW	01.91 - 08.98							
35-8 V,35-8 C, 62 kW	09.98 -							
35-10, 68-76 kW	01.89 - 12.96							
35-10, 76 kW	01.96 -							
35-10 K	01.97 -							
35-10 V,35-10 C, 76 kW	01.96 -							
35-10 V,35-10 C, 76-80 kW	01.89 - 08.98							
35-12, 85 kW	01.90 - 04.96							
35-12, 90 kW	05.96 -							
35-12 V,35-12 C	01.90 - 04.96							

Achtung: Unsere Artikel sind nur als Ersatz für die angegebenen OE-Nummern gültig. In der Spalte "Ref." ist lediglich ein Teil der OE-Nummern aufgeführt. Die vollständige Auflistung aller Vergleichsnummern finden Sie im Anhang.
 Attention: The articles are only valid as replacement for the listed OE-numbers. In the column "Ref." only a selection of OE-No. is given. The complete listing you can see in the appendix. (151)

		Baumuster Model						Ref.
--	---	--------------------	---	---	---	---	---	------

IVECO

































Daily 30...								
35-12 K	09.96 - 08.98				125 931			4121 8443 9841 4527 9947 4645
					290 062			9382 6662
					124 864			4121 8439 9841 4529 9947 4655
					131 621			4103 3038 4121 4818
					124 857			9841 4531 9947 4622
					125 889			4121 8432 9849 8740 9947 4638
					131 060	Lift - Stoßdämpfer / Lift - Shock Absorber	(61)	4101 6574
					131 377			4103 3039 4121 4700
					131 948			4103 3239
					290 063			4835 372
35 C 9 35 C 11 35 C 13 35 C 15					131 907			500369632 504043883
					131 908			500389839 504043879
					131 909			500369633 500398555 504043880 504043884
35 C 10 , 35 S 10 35 C 12 , 35 S 12 35 S 11,35 C 11 35 S 13,35 C 13 35 S 15, 35 C 15	09.02 - 09.02 - 05.99 - 05.99 - 11.01 -				312 374			504051656
35 S 9 35 S 11 35 S 13 35 S 15					131 908			500389839 504043879
							131 906 	
					131 910 			500389841 504043881
Daily 40...								
A 45 Minibus 49-12, 85 kW 49-12, 90 kW 49-12 K	06.90 - 04.96 05.96 - 05.96 -				123 895			9841 5332
40 C 13					131 907			500369632 504043883
							131 909	
Daily 50...								
50-8 50-9 50-10 55-8 55-10	- 12.83 01.78 - 12.83 01.78 - 12.83 - 12.83 01.78 - 12.83				310 010			4726933 4750776 4829308
50 C 11, Pritsche/Fahrgestell 50 C 11, Kasten/Kombi 50 C 13, Pritsche/Fahrgestell 50 C 13, Kasten/Kombi 50 C 15	05.99 - 05.99 - 05.99 - 05.99 -				131 907			500369632 504043883
							131 909	

Achtung: Unsere Artikel sind nur als Ersatz für die angegebenen OE-Nummern gültig. In der Spalte "Ref." ist lediglich ein Teil der OE-Nummern aufgeführt. Die vollständige Auflistung aller Vergleichsnummern finden Sie im Anhang.

Attention: The articles are only valid as replacement for the listed OE-numbers. In the column "Ref." only a selection of OE-No. is given. The complete listing you can see in the appendix. (151)

		Baumuster Model						Ref.
--	---	--------------------	---	---	---	---	---	------















IVECO

Daily 50...								
59-12, 85 kW	05.91 - 04.96				123 895			9841 5332
59-12, 90 kW	05.96 -				131 220			9844 5872 9844 5873
					125 668			9841 5333
59-12 K, 85 kW	05.91 - 04.96				131 220			9844 5872 9844 5873
59-12 K, 90 kW	05.96 -							
59-12 V, 85 kW	05.91 - 04.96							
59-12 V, 90 kW	05.96 -							
Daily 60...								
60.8	- 09.83				310 010			4726933 4750776 4829308
60.10	- 09.83							
65.10	- 09.83							
65 C 11					000 370			504014868
65 C 13					000 369			500377620 500377633 500377634
65 C 15	11.01 - 04.06							
EuroCargo 01.91 -								
60 E 10	01.91 - 08.96				112 555			9840 8702 9841 1158 9945 1728
60 E 12	01.91 - 12.96							
65 E 10	01.91 - 12.96				112 498			9840 8701 9841 1159 9841 5100 9945 1732 9945 1740
60 E 14	01.91 - 12.96				112 555			9840 8702 9841 1158 9945 1728
65 E 12	01.91 - 12.00							
75 E 12	01.91 - 12.00				131 206			9846 4210 9945 1744
75 E 14	01.91 -				112 498			9840 8701 9841 1159 9841 5100 9945 1732 9945 1740
60 E 14 K	01.91 - 12.96				123 937			9842 6865 9945 1736
65 E 10 K	01.91 - 12.96							
65 E 12 K	01.91 - 12.00							
65 E 14 K	01.91 - 12.00							
75 E 12 K	01.97 -							
75 E 14 K	01.97 -							
75 E 15 K	01.91 - 09.00							
65 E 14	01.91 - 12.00				131 206			9846 4210 9945 1744
75 E 15, 80 E 15	01.91 - 09.00							
75 E 13 tector	09.00 -				131 206			9846 4210 9945 1744
75 E 15 tector	09.00 -							
75 E 17, 75 E 18 tector	09.00 -				311 491			504052221
75 E 18 tector	09.00 -							
80 E 15	01.91 -				112 554			9840 8700 9841 1160 9945 1729
80 E 18, 7,49 t	01.91 -							
80 E 18, 8 t	01.91 -				131 283			9846 4211 9945 1745
100 E 15	01.91 -				112 498			9840 8701 9841 1159 9841 5100 9945 1732 9945 1740

Achtung: Unsere Artikel sind nur als Ersatz für die angegebenen OE-Nummern gültig. In der Spalte "Ref." ist lediglich ein Teil der OE-Nummern aufgeführt. Die vollständige Auflistung aller Vergleichsnummern finden Sie im Anhang.
 Attention: The articles are only valid as replacement for the listed OE-numbers. In the column "Ref." only a selection of OE-No. is given. The complete listing you can see in the appendix. (151)

		Baumuster Model						Ref.
--	---	--------------------	---	---	---	---	---	------

IVECO

EuroCargo		01.91 -						
80 E 15 K, 7,49 t	01.91 -			$\frac{1}{0}$	112 554		9840 8700	
80 E 15 K, 8 t	01.91 -						9841 1160	
80 E 18 K, 7,49 t	01.91 -				123 936		9945 1729	
80 E 18 K, 8 t	01.91 -						9841 5098	
100 E 15 K	01.91 -			$\frac{1}{0}$	112 498		9945 1739	
100 E 18 K	01.91 -						9840 8701	
							9841 1159	
							9841 5100	
							9945 1732	
							9945 1740	
80 E 21, 7,49 t	01.91 -			$\frac{1}{0}$	131 283		9846 4211	
80 E 21, 8 t	01.91 -						9945 1745	
100 E 21	01.91 -							
180 E 21 T	01.91 -							
100 E 17, 100 E 17 DP tector, 100 E 18 tector	09.00 -			$\frac{1}{0}$	131 283		9846 4211	
100 E 21, 100 E 21 DP tector, 100 E 22 tector	09.00 -				311 492		9945 1745	
							504052219	
100 E 17 K tector, 100 E 17 DK tector	09.00 -			$\frac{1}{0}$	311 492			504052219
100 E 18 K tector, 100 E 18 DK tector	09.00 -							
100 E 21 K tector, 100 E 21 DK tector	09.00 -							
100 E 18	01.91 -			$\frac{1}{0}$	112 554		9840 8700	
							9841 1160	
							9945 1729	
					131 283		9846 4211	
							9945 1745	
				$\frac{1}{0}$	300 023		9849 9500	
							9947 3798	
				$\frac{1}{0}$	112 498		9840 8701	
							9841 1159	
							9841 5100	
							9945 1732	
							9945 1740	
100 E 18 tector	09.00 -			$\frac{1}{0}$	131 283		9846 4211	
							9945 1745	
					311 492		504052219	
				$\frac{1}{0}$	311 192		500314648	
							9944 8978	
120 E 15	01.91 -			$\frac{1}{0}$	125 935		9844 7153	
120 E 18	01.92 -						9946 5084	
120 E 23	01.92 -				125 938		0485 9825	
130 E 15	01.94 -						9840 8706	
130 E 23	01.92 -						9841 5096	
130 E 28 tector	09.00 -			$\frac{1}{0}$	125 937		9946 5078	
							9840 8707	
							9841 1167	
					125 941		9946 5079	
							9843 6446	
							9946 5087	
120 E 15 K	01.92 -			$\frac{1}{0}$	125 938		0485 9825	
120 E 18 K	01.92 -						9840 8706	
130 E 18 K	01.92 -						9841 5096	
				$\frac{1}{0}$	125 937		9946 5078	
							9840 8707	
							9841 1167	
							9946 5079	
120 EL 15				$\frac{1}{0}$	311 193		500358166	
120 E 17 tector				$\frac{1}{0}$	311 194		500358167	
120 E 21 tector								
120 EL 21, 120 EL 21 P tector, 120 E 22, 120 EL 22 tector	09.00 -							

Achtung: Unsere Artikel sind nur als Ersatz für die angegebenen OE-Nummern gültig. In der Spalte "Ref." ist lediglich ein Teil der OE-Nummern aufgeführt. Die vollständige Auflistung aller Vergleichsnummern finden Sie im Anhang.

Attention: The articles are only valid as replacement for the listed OE-numbers. In the column "Ref." only a selection of OE-No. is given. The complete listing you can see in the appendix. (151)










IVECO

EuroCargo		01.91 -						
120 E 21 120 E 24, 120 E 24 DP tector, 120 E 25 tector 130 E 21 130 E 28	09.00 -			$\frac{1}{0}$	125 937			9840 8707 9841 1167 9946 5079
130 E 15 K	01.94 -			$\frac{1}{0}$	125 938			0485 9825 9840 8706 9841 5096 9946 5078
130 E 18	01.92 -			$\frac{1}{0}$	125 935			9844 7153 9946 5084
					125 938			0485 9825 9840 8706 9841 5096 9946 5078
				$\frac{1}{0}$	125 936			9844 7155 9946 5080
					125 937			9840 8707 9841 1167 9946 5079
130 E 18 tector, 130 E 18 D tector, 130 E 18 DP tector 130 E 24 tector, 130 E 24 D tector, 130 E 24 DP tector	09.00 -			$\frac{1}{0}$	125 935			9844 7153 9946 5084
	09.00 -				125 938			0485 9825 9840 8706 9841 5096 9946 5078
					131 164			9844 5861 9946 5083
				$\frac{1}{0}$	125 936			9844 7155 9946 5080
					125 937			9840 8707 9841 1167 9946 5079
					125 941			9843 6446 9946 5087
130 E 18 K tector, 130 E 18 DK tector 130 E 24 K tector, 130 E 24 DK tector	09.00 - 09.00 -			$\frac{1}{0}$	125 935			9844 7153 9946 5084
130 E 21 tector				$\frac{1}{0}$	125 935			9844 7153 9946 5084
					125 938			0485 9825 9840 8706 9841 5096 9946 5078
				$\frac{1}{0}$	125 941			9843 6446 9946 5087
135 E 18 W 135 E 18 WR 135 E 23 W 135 E 23 WR 140 E 24 W tector, 140 E 24 WS tector	01.97 - 01.93 - 12.96 01.97 - 01.93 - 12.96 09.00 -			$\frac{1}{0}$	311 197			9946 5092

Achtung: Unsere Artikel sind nur als Ersatz für die angegebenen OE-Nummern gültig. In der Spalte "Ref." ist lediglich ein Teil der OE-Nummern aufgeführt. Die vollständige Auflistung aller Vergleichsnummern finden Sie im Anhang.
 Attention: The articles are only valid as replacement for the listed OE-numbers. In the column "Ref." only a selection of OE-No. is given. The complete listing you can see in the appendix. (151)

		Baumuster Model						Ref.
--	--	--------------------	---	---	---	--	---	------
















IVECO

EuroCargo		01.91 -					
150 E 15 150 E 18 150 E 23 150 E 27, 150 E 27 R 150 E 28 tector	01.92 - 12.96			$\frac{1}{0}$	125 932		9844 3387 9947 3799
	01.92 -				125 935		9844 7153 9946 5084
	01.92 -				125 938		0485 9825 9840 8706 9841 5096 9946 5078
	01.92 -				131 164		9844 5861 9946 5083
	09.00 -				125 936		9844 7155 9946 5080
150 E 15 K 150 E 18 K	01.92 - 12.96			$\frac{1}{0}$	125 932		9844 3387 9947 3799
	01.92 -				125 938		0485 9825 9840 8706 9841 5096 9946 5078
					131 164		9844 5861 9946 5083
					125 936		9844 7155 9946 5080
					125 941		9843 6446 9946 5087
150 E 18 tector 150 E 24, 150 E 25 tector	09.00 -			$\frac{1}{0}$	125 932		9844 3387 9947 3799
	09.00 -				125 935		9844 7153 9946 5084
					125 938		0485 9825 9840 8706 9841 5096 9946 5078
					131 164		9844 5861 9946 5083
					311 192		500314648 9944 8978
					125 936		9844 7155 9946 5080
					125 941		9843 6446 9946 5087
					311 197		9946 5092
150 E 18 K tector 150 E 21	09.00 -			$\frac{1}{0}$	125 932		9844 3387 9947 3799
150 E 21 tector				$\frac{1}{0}$	125 938		0485 9825 9840 8706 9841 5096 9946 5078
				$\frac{1}{0}$	125 936		9844 7155 9946 5080
170 E 15 170 E 18 K, 180 E 18 K	01.94 -			$\frac{1}{0}$	125 934		9848 0455 9947 3748
					300 023		9849 9500 9947 3798
					125 936		9844 7155 9946 5080

Achtung: Unsere Artikel sind nur als Ersatz für die angegebenen OE-Nummern gültig. In der Spalte "Ref." ist lediglich ein Teil der OE-Nummern aufgeführt. Die vollständige Auflistung aller Vergleichsnummern finden Sie im Anhang.
 Attention: The articles are only valid as replacement for the listed OE-numbers. In the column "Ref." only a selection of OE-No. is given. The complete listing you can see in the appendix. (151)

		Baumuster Model						Ref.
--	--	--------------------	---	---	---	--	---	------





























IVECO

EuroCargo		01.91 -						
170 E 18, 180 E 18 170 E 23,180 E 23	01.94 - 01.94 -			$\frac{1}{0}$	125 934		9848 0455 9947 3748	
					300 023		9849 9500 9947 3798	
					311 198		9849 3596 9947 3750	
				$\frac{1}{0}$	125 936		9844 7155 9946 5080	
					125 941		9843 6446 9946 5087	
					280 923		9843 8405 9943 1723 9948 5542	
			$\frac{1}{1}$	131 148 *		9843 6447 9947 3797		
170 E 23 K,180 E 23 K	01.94 -			$\frac{1}{0}$	125 934		9848 0455 9947 3748	
					300 023		9849 9500 9947 3798	
170 E 25				$\frac{1}{0}$	125 936		9844 7155 9946 5080	
170 E 27,180 E 27	01.94 -			$\frac{1}{0}$	125 934		9848 0455 9947 3748	
					300 023		9849 9500 9947 3798	
					311 198		9849 3596 9947 3750	
						$\frac{1}{0}$	280 923	
			$\frac{1}{1}$	131 148 *		9843 6447 9947 3797		
180 E 21 tector 180 E 24, 180 E 25 tector 180 E 28 tector, 180 E 28 P tector	09.00 - 09.00 - 09.00 -			$\frac{1}{0}$	125 934		9848 0455 9947 3748	
						$\frac{1}{0}$	280 923	
						$\frac{1}{1}$	131 148 *	
260 E 23 KE 260 E 27 KE 260 E 28 KE				$\frac{1}{0}$	125 934		9848 0455 9947 3748	
EuroFire								
130 E 24 130 E 24 tector	05.91 -			$\frac{1}{0}$	125 938		0485 9825 9840 8706 9841 5096 9946 5078	
						$\frac{1}{0}$	125 937	
150 E 24 150 E 27 150 E 28	12.91 -			$\frac{1}{0}$	125 938		0485 9825 9840 8706 9841 5096 9946 5078	
						$\frac{1}{0}$	125 936	
EuroStar		01.93 - 02.02						
380				$\frac{0}{0}$	124 856 \equiv		9848 8107 9947 4639	
LD 190 E 38 P	01.93 - 02.02			$\frac{0}{0}$	125 931		4121 8443 9841 4527 9947 4645	
					$\frac{1}{0}$	124 865		4121 8445 9843 0150 9947 4644

Achtung: Unsere Artikel sind nur als Ersatz für die angegebenen OE-Nummern gültig. In der Spalte "Ref." ist lediglich ein Teil der OE-Nummern aufgeführt. Die vollständige Auflistung aller Vergleichsnummern finden Sie im Anhang.
 Attention: The articles are only valid as replacement for the listed OE-numbers. In the column "Ref." only a selection of OE-No. is given. The complete listing you can see in the appendix. (151)

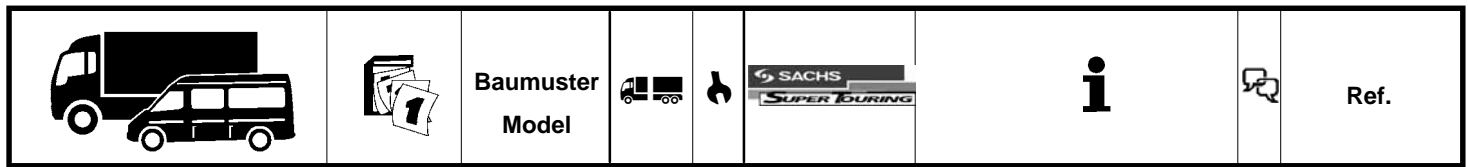
		Baumuster Model						Ref.
--	---	--------------------	---	---	---	---	---	------

IVECO

EuroStar		01.93 - 02.02						
LD 190 E 39 P	11.99 - 02.02			$\frac{1}{0}$	131 621			4103 3038 4121 4818
LD 190 E 43	11.99 - 02.02			$\frac{0}{0}$	131 377			4103 3039 4121 4700
LD 440 E 39 T	11.99 - 02.02			$\frac{0}{0}$				
LD 440 E 43 TP	01.93 - 02.02			$\frac{0}{0}$				
LD 440 E 43 TX/P	11.99 - 02.02			$\frac{0}{0}$				
LD 440 E 48	01.01 - 02.02			$\frac{0}{0}$				
LD 190 E 42	01.93 - 02.02			$\frac{0}{0}$	125 931			4121 8443 9841 4527 9947 4645
				$\frac{1}{1}$	131 255			9843 0151 9947 4620
LD 190 E 47	01.93 - 02.02			$\frac{0}{0}$	125 931			4121 8443 9841 4527 9947 4645
				$\frac{0}{0}$	131 377			4103 3039 4121 4700
				$\frac{1}{1}$	131 255			9843 0151 9947 4620
LD 190 E 52	01.93 - 02.02			$\frac{1}{1}$	131 255			9843 0151 9947 4620
LD 240 E 38	01.93 - 02.02			$\frac{0}{0}$	125 931			4121 8443 9841 4527 9947 4645
LD 240 E 42	01.93 - 02.02			$\frac{0}{0}$				
LD 240 E 47 P	01.93 - 02.02			$\frac{1}{0}$	131 621			4103 3038 4121 4818
				$\frac{0}{0}$	125 889			4121 8432 9849 8740 9947 4638
					131 060	Lift - Stoßdämpfer / Lift - Shock Absorber	(61)	4101 6574
					131 377			4103 3039 4121 4700
					131 948			4103 3239
LD 240 E 52 P	01.93 - 02.02			$\frac{0}{0}$	125 931			4121 8443 9841 4527 9947 4645
				$\frac{0}{0}$	131 060	Lift - Stoßdämpfer / Lift - Shock Absorber	(61)	4101 6574
					131 377			4103 3039 4121 4700
					131 948			4103 3239
LD 260 E 39 P	11.99 - 02.02			$\frac{1}{0}$	131 621			4103 3038 4121 4818
LD 260 E 43	01.93 - 02.02			$\frac{0}{0}$	131 377			4103 3039 4121 4700
					131 948			4103 3239
LD 260 E 47	01.93 - 02.02			$\frac{0}{0}$	125 931			4121 8443 9841 4527 9947 4645
				$\frac{1}{0}$	131 621			4103 3038 4121 4818
				$\frac{0}{0}$	125 889			4121 8432 9849 8740 9947 4638
LD 260 E 52	01.93 - 02.02			$\frac{0}{0}$	125 931			4121 8443 9841 4527 9947 4645
				$\frac{0}{0}$	125 889			4121 8432 9849 8740 9947 4638
LD 400 E 38 TXP,LD 440 E 38 TXP	01.93 - 02.02			$\frac{0}{0}$	131 208			0818 8933 4121 8441 9947 4652
LD 400 E 42 TXP,LD 440 E 42 TXP	01.93 - 02.02			$\frac{0}{0}$	131 377			4103 3039 4121 4700
LD 400 E 47	01.93 -			$\frac{0}{0}$				

Achtung: Unsere Artikel sind nur als Ersatz für die angegebenen OE-Nummern gültig. In der Spalte "Ref." ist lediglich ein Teil der OE-Nummern aufgeführt. Die vollständige Auflistung aller Vergleichsnummern finden Sie im Anhang.

Attention: The articles are only valid as replacement for the listed OE-numbers. In the column "Ref." only a selection of OE-No. is given. The complete listing you can see in the appendix. (151)



IVECO



EuroStar		01.93 - 02.02							
LD 400 E 52	01.93 -			$\frac{1}{0}$	131 203 ▲		4121 8437 9847 5501 9947 4649		
				$\frac{0}{0}$	131 377		4103 3039 4121 4700		
				$\frac{1}{1}$	131 255		9843 0151 9947 4620		
LD 440 E 38 T LD 440 E 38 TZ	01.93 - 02.02 01.93 - 02.02			$\frac{1}{0}$	131 621		4103 3038 4121 4818		
				$\frac{0}{0}$	131 203 ▲		4121 8437 9847 5501 9947 4649		
				$\frac{0}{0}$	131 377		4103 3039 4121 4700		
				$\frac{0}{0}$	124 856 ≡		9848 8107 9947 4639		
LD 440 E 42 T LD 440 E 42 TZ	01.93 - 02.02 01.93 - 02.02			$\frac{1}{0}$	131 621		4103 3038 4121 4818		
				$\frac{0}{0}$	131 203 ▲		4121 8437 9847 5501 9947 4649		
				$\frac{0}{0}$	125 889		4121 8432 9849 8740 9947 4638		
					131 377		4103 3039 4121 4700		
LD 440 E 47 T	01.93 - 02.02			$\frac{1}{0}$	131 621		4103 3038 4121 4818		
				$\frac{0}{0}$	131 203 ▲		4121 8437 9847 5501 9947 4649		
				$\frac{0}{0}$	131 377		4103 3039 4121 4700		
LD 440 E 47 TZ	01.93 - 02.02			$\frac{1}{0}$	131 621		4103 3038 4121 4818		
				$\frac{0}{0}$	131 203 ▲		4121 8437 9847 5501 9947 4649		
LD 440 E 52 T LD 440 E 52 TZ	01.93 - 02.02 01.93 - 02.02			$\frac{0}{0}$	125 931		4121 8443 9841 4527 9947 4645		
					$\frac{1}{0}$	124 864		4121 8439 9841 4529 9947 4655	
						131 621		4103 3038 4121 4818	
				$\frac{0}{0}$	131 203 ▲		4121 8437 9847 5501 9947 4649		
				$\frac{0}{0}$	124 857		9841 4531 9947 4622		
					125 889		4121 8432 9849 8740 9947 4638		
					131 377		4103 3039 4121 4700		
					$\frac{1}{1}$	131 255		9843 0151 9947 4620	
EuroStar Cursor									
260 E 48				$\frac{1}{0}$	131 621		4103 3038 4121 4818		
				$\frac{0}{0}$	131 377		4103 3039 4121 4700		
					131 948		4103 3239		
440 E 39				$\frac{0}{0}$	131 377		4103 3039 4121 4700		

Achtung: Unsere Artikel sind nur als Ersatz für die angegebenen OE-Nummern gültig. In der Spalte "Ref." ist lediglich ein Teil der OE-Nummern aufgeführt. Die vollständige Auflistung aller Vergleichsnummern finden Sie im Anhang.
 Attention: The articles are only valid as replacement for the listed OE-numbers. In the column "Ref." only a selection of OE-No. is given. The complete listing you can see in the appendix. (151)













		Baumuster Model						Ref.
--	--	--------------------	---	---	---	--	---	------

IVECO

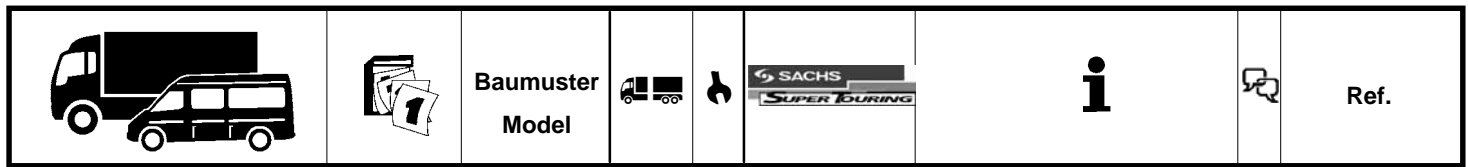
EuroStar Cursor

440 E 46				$\frac{1}{0}$	131 621		4103 3038 4121 4818
				$\frac{0}{0}$	131 377		4103 3039 4121 4700

EuroTech MP 01.92 -

180 E 34	01.92 - 12.93			$\frac{0}{0}$	125 931		4121 8443 9841 4527 9947 4645
				$\frac{1}{0}$	124 864		4121 8439 9841 4529 9947 4655
				$\frac{0}{0}$	124 857		9841 4531 9947 4622
				$\frac{1}{1}$	131 255		9843 0151 9947 4620
				$\frac{1}{1}$	131 148 *		9843 6447 9947 3797
180 E 38 180 E 42	01.92 - 12.93 01.92 - 12.93			$\frac{1}{1}$	131 255		9843 0151 9947 4620
190 E 34	01.93 -			$\frac{0}{0}$	125 931		4121 8443 9841 4527 9947 4645
				$\frac{1}{0}$	124 864		4121 8439 9841 4529 9947 4655
				$\frac{0}{0}$	125 939 \equiv		4100 6921 4121 8440 9947 4646
				$\frac{0}{0}$	124 857		9841 4531 9947 4622
				$\frac{1}{1}$	131 255		9843 0151 9947 4620
190 E 38 190 E 42	01.93 - 01.93 -			$\frac{0}{0}$	125 931		4121 8443 9841 4527 9947 4645
				$\frac{1}{0}$	124 864		4121 8439 9841 4529 9947 4655
				$\frac{0}{0}$	124 857		9841 4531 9947 4622
					131 377		4103 3039 4121 4700
				$\frac{1}{1}$	125 940		4100 8880 9947 4625 9948 4634
				131 255		9843 0151 9947 4620	
190 E 39 440 E 39 TP 440 E 39 TX/P 440 E 43 TP	11.99 - 11.99 - 11.99 - 11.99 -			$\frac{1}{0}$	131 621		4103 3038 4121 4818
					$\frac{0}{0}$	131 377	
190 E 43 /P	01.01 -			$\frac{1}{0}$	131 621		4103 3038 4121 4818
					$\frac{0}{0}$	131 377	
				$\frac{1}{1}$	125 940		4100 8880 9947 4625 9948 4634
					131 255		9843 0151 9947 4620

Achtung: Unsere Artikel sind nur als Ersatz für die angegebenen OE-Nummern gültig. In der Spalte "Ref." ist lediglich ein Teil der OE-Nummern aufgeführt. Die vollständige Auflistung aller Vergleichsnummern finden Sie im Anhang.
 Attention: The articles are only valid as replacement for the listed OE-numbers. In the column "Ref." only a selection of OE-No. is given. The complete listing you can see in the appendix. (151)


































IVECO

EuroTech MP		01.92 -										
240 E 25				$\frac{1}{0}$	131 621			4103 3038	4121 4818			
				$\frac{0}{0}$	125 889			4121 8432	9849 8740	9947 4638		
					131 060	Lift - Stoßdämpfer / Lift - Shock Absorber	(61)	4101 6574				
240 E 26				$\frac{0}{0}$	131 208			0818 8933	4121 8441	9947 4652		
				$\frac{1}{0}$	131 621			4103 3038	4121 4818			
				$\frac{0}{0}$	131 948			4103 3239				
240 E 30 PS	01.97 -			$\frac{0}{0}$	131 060	Lift - Stoßdämpfer / Lift - Shock Absorber	(61)	4101 6574				
240 E 34	09.95 - 12.96			$\frac{0}{0}$	125 931			4121 8443	9841 4527	9947 4645		
				$\frac{0}{0}$	125 889			4121 8432	9849 8740	9947 4638		
					131 060	Lift - Stoßdämpfer / Lift - Shock Absorber	(61)	4101 6574				
					131 948			4103 3239				
240 E 38 240 E 42	01.92 - 01.92 -			$\frac{0}{0}$	125 931			4121 8443	9841 4527	9947 4645		
						$\frac{1}{0}$	124 864			4121 8439	9841 4529	9947 4655
							131 621			4103 3038	4121 4818	
				$\frac{0}{0}$	124 857			9841 4531	9947 4622			
					125 889			4121 8432	9849 8740	9947 4638		
					131 060	Lift - Stoßdämpfer / Lift - Shock Absorber	(61)	4101 6574				
					131 377			4103 3039	4121 4700			
					131 948			4103 3239				
260 E 38 P	01.94 -			$\frac{0}{0}$	125 931			4121 8443	9841 4527	9947 4645		
						$\frac{1}{0}$	124 864			4121 8439	9841 4529	9947 4655
				$\frac{0}{0}$	124 857			9841 4531	9947 4622			
260 E 39 260 E 43	11.99 - 11.99 -			$\frac{1}{0}$	131 621			4103 3038	4121 4818			
						$\frac{0}{0}$	131 377			4103 3039	4121 4700	
					131 948			4103 3239				
260 E 42	01.94 -			$\frac{1}{0}$	124 864			4121 8439	9841 4529	9947 4655		
						$\frac{0}{0}$	124 857			9841 4531	9947 4622	
					125 889			4121 8432	9849 8740	9947 4638		













Achtung: Unsere Artikel sind nur als Ersatz für die angegebenen OE-Nummern gültig. In der Spalte "Ref." ist lediglich ein Teil der OE-Nummern aufgeführt. Die vollständige Auflistung aller Vergleichsnummern finden Sie im Anhang.
 Attention: The articles are only valid as replacement for the listed OE-numbers. In the column "Ref." only a selection of OE-No. is given. The complete listing you can see in the appendix. (151)

		Baumuster Model						Ref.
--	--	--------------------	---	---	---	--	---	------

IVECO

EuroTech MP		01.92 -								
400 E 34 T, 440 E 34 T 400 E 38 T, 440 E 38 T	01.92 - 01.92 -				125 931		4121 8443 9841 4527 9947 4645			
					131 208		0818 8933 4121 8441 9947 4652			
						131 621		4103 3038 4121 4818		
						131 203 ▲		4121 8437 9847 5501 9947 4649		
						124 864 		4121 8439 9841 4529 9947 4655		
							124 857 ≡	->Chass. 4164789	9841 4531 9947 4622	
							124 856 ≡	Chass. 4164790->	9848 8107 9947 4639	
								131 377		4103 3039 4121 4700
								131 148 *		9843 6447 9947 3797
								125 403 		9841 4530 9846 6168 9947 4631
400 E 38 TXP	11.93 - 12.96				131 208		0818 8933 4121 8441 9947 4652			
						131 621		4103 3038 4121 4818		
						131 203 ▲		4121 8437 9847 5501 9947 4649		
					131 377		4103 3039 4121 4700			
440 E 38 TZ 440 E 42 TZ	01.93 - 01.93 -				125 931		4121 8443 9841 4527 9947 4645			
						131 621		4103 3038 4121 4818		
						131 203 ▲		4121 8437 9847 5501 9947 4649		
						124 864 		4121 8439 9841 4529 9947 4655		
							124 857 ≡	->Chass. 4164789	9841 4531 9947 4622	
							124 856 ≡	Chass. 4164790->	9848 8107 9947 4639	
								125 889		4121 8432 9849 8740 9947 4638
							131 060	Lift - Stoßdämpfer / Lift - Shock Absorber	(61) 4101 6574	
								131 377		4103 3039 4121 4700
								125 403 		9841 4530 9846 6168 9947 4631

















Achtung: Unsere Artikel sind nur als Ersatz für die angegebenen OE-Nummern gültig. In der Spalte "Ref." ist lediglich ein Teil der OE-Nummern aufgeführt. Die vollständige Auflistung aller Vergleichsnummern finden Sie im Anhang.
 Attention: The articles are only valid as replacement for the listed OE-numbers. In the column "Ref." only a selection of OE-No. is given. The complete listing you can see in the appendix. (151)

EuroTech MP		01.92 -											
400 E 42 T, 440 E 42 T	01.92 -			○ ○	125 931			4121 8443 9841 4527 9947 4645					
					131 208			0818 8933 4121 8441 9947 4652					
				┌ ○	131 621			4103 3038 4121 4818					
				○ ○	131 203 ▲			4121 8437 9847 5501 9947 4649					
				┌ ○	124 864 			4121 8439 9841 4529 9947 4655					
					○ ○	124 857 ≡	->Chass. 4164789		9841 4531 9947 4622				
					○ ○	124 856 ≡	Chass. 4164790->		9848 8107 9947 4639				
					○ ○	131 377			4103 3039 4121 4700				
					┌ T	131 148 *			9843 6447 9947 3797				
						131 210 ▲			4100 8881 9948 4635				
						125 403 			9841 4530 9846 6168 9947 4631				
				EuroTech MT		01.92 - 08.98							
				180 E 24 180 E 24 K 180 E 27 180 E 27 K 180 E 30 R 190 E 27	01.92 - 12.96 01.93 - 12.96 01.92 - 12.96 01.92 - 12.96 01.92 - 12.96 01.97 - 08.98			┌ ○	125 932			9844 3387 9947 3799	
	┌ ○	280 923							9843 8405 9943 1723 9948 5542				
	┌ T	131 148 *							9843 6447 9947 3797				
180 E 34 R	01.92 - 12.93			○ ○	125 931			4121 8443 9841 4527 9947 4645					
				┌ ○	125 932			9844 3387 9947 3799					
					┌ ○	280 923			9843 8405 9943 1723 9948 5542				
					┌ T	131 255			9843 0151 9947 4620				
					┌ T	131 148 *			9843 6447 9947 3797				
190 E 24	01.97 - 08.98			○ ○	125 932			9844 3387 9947 3799					
					131 621			4103 3038 4121 4818					
					○ ○	131 377			4103 3039 4121 4700				
					┌ ○	280 923			9843 8405 9943 1723 9948 5542				
					┌ T	125 940			4100 8880 9947 4625 9948 4634				
					┌ T	131 148 *			9843 6447 9947 3797				
190 E 24 K 190 E 27 K 190 E 30 K	01.97 - 08.98 01.97 - 08.98 01.97 - 08.98			┌ ○	125 932			9844 3387 9947 3799					
					┌ ○	280 923			9843 8405 9943 1723 9948 5542				

Achtung: Unsere Artikel sind nur als Ersatz für die angegebenen OE-Nummern gültig. In der Spalte "Ref." ist lediglich ein Teil der OE-Nummern aufgeführt. Die vollständige Auflistung aller Vergleichsnummern finden Sie im Anhang.
 Attention: The articles are only valid as replacement for the listed OE-numbers. In the column "Ref." only a selection of OE-No. is given. The complete listing you can see in the appendix. (151)

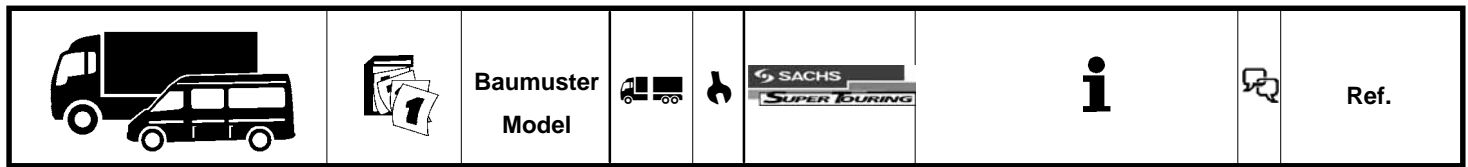
		Baumuster Model						Ref.
--	--	--------------------	---	---	---	--	---	------

IVECO

EuroTech MT		01.92 - 08.98						
190 E 30	01.97 - 08.98			$\frac{1}{O}$	125 932		9844 3387 9947 3799	
					$\frac{1}{O}$	280 923	9843 8405 9943 1723 9948 5542	
				$\frac{1}{T}$	131 255	9843 0151 9947 4620		
				$\frac{1}{T}$	131 148 *	9843 6447 9947 3797		
325 E 27 T				$\frac{1}{O}$	280 923		9843 8405 9943 1723 9948 5542	
400 E 30 T	01.92 - 08.98			$\frac{1}{O}$	280 923		9843 8405 9943 1723 9948 5542	
				$\frac{1}{T}$	131 148 *	9843 6447 9947 3797		
400 E 34 T	01.92 - 08.98			$\frac{1}{O}$	125 931		4121 8443 9841 4527 9947 4645	
					131 208	0818 8933 4121 8441 9947 4652		
				$\frac{1}{O}$	131 621	4103 3038 4121 4818		
				$\frac{1}{O}$	131 203 ▲	4121 8437 9847 5501 9947 4649		
				$\frac{1}{O}$	124 864 	4121 8439 9841 4529 9947 4655		
					$\frac{1}{T}$	125 403 	Chass. 4164790-> 9841 4530 9846 6168 9947 4631	
				$\frac{1}{O}$	280 923	9843 8405 9943 1723 9948 5542		
				$\frac{1}{T}$	131 148 *	9843 6447 9947 3797		
EuroTech MH		09.98 -						
190 E 24	09.98 -			$\frac{1}{T}$	125 940		4100 8880 9947 4625 9948 4634	
					131 255	9843 0151 9947 4620		
190 E 31 190 E 35	09.98 - 09.98 -			$\frac{1}{O}$	131 621		4103 3038 4121 4818	
					$\frac{1}{O}$	131 377	4103 3039 4121 4700	
				$\frac{1}{T}$	125 940	4100 8880 9947 4625 9948 4634		
					131 255	9843 0151 9947 4620		
190 E 31 K	09.98 -			$\frac{1}{O}$	131 377		4103 3039 4121 4700	
260 E 24 Y/P 260 E 31 Y/P 260 E 35 Y/P	11.99 - 11.99 - 11.99 -			$\frac{1}{O}$	131 621		4103 3038 4121 4818	
					$\frac{1}{O}$	131 377	4103 3039 4121 4700	
					131 948	4103 3239		
400 E 31 TP, 440 E 31 TP 400 E 35 TP, 440 E 35 TP	09.98 - 09.98 -			$\frac{1}{O}$	131 621		4103 3038 4121 4818	
					$\frac{1}{O}$	131 377	4103 3039 4121 4700	

Achtung: Unsere Artikel sind nur als Ersatz für die angegebenen OE-Nummern gültig. In der Spalte "Ref." ist lediglich ein Teil der OE-Nummern aufgeführt. Die vollständige Auflistung aller Vergleichsnummern finden Sie im Anhang.

Attention: The articles are only valid as replacement for the listed OE-numbers. In the column "Ref." only a selection of OE-No. is given. The complete listing you can see in the appendix. (151)











IVECO

EuroTrakker		01.93 - 11.04						
MP 180 E 24 Cursor MP 180 E 25 MP 180 E 27 Cursor MP 190 E 27 Cursor MP 440 E 44 Cursor				$\frac{\circ}{\circ}$	125 889		4121 8432 9849 8740 9947 4638	
					131 377		4103 3039 4121 4700	
				$\frac{1}{T}$	131 255		9843 0151 9947 4620	
MP 190 E 25 MP 260 E 34 H MP 260 E 34 W MP 260 E 37 H MP 260 E 37 W MP 260 E 42 H MP 260 E 42 W MP 380 E 31 MP 380 E 37 H MP 380 E 37 W MP 380 E 42 H MP 380 E 42 W MP 720 E 31	01.93 - 11.04 01.93 - 11.04 01.93 - 11.04 01.93 - 11.04 01.93 - 11.04 01.93 - 11.04 01.93 - 11.04 01.93 - 11.04 01.93 - 11.04 01.93 - 11.04 01.93 - 11.04 01.93 - 11.04			$\frac{1}{\circ}$	125 933		4121 8442 9841 4526 9947 4647	
MP 190 E 30 H MP 190 E 30 W MP 190 E 31 W Cursor, Pritsche/Fahrgestell	01.93 - 11.04 01.93 - 11.04 09.99 - 11.04			$\frac{1}{\circ}$	125 933		4121 8442 9841 4526 9947 4647	
				$\frac{\circ}{\circ}$	125 889		4121 8432 9849 8740 9947 4638	
					131 377		4103 3039 4121 4700	
				$\frac{1}{T}$	125 940		4100 8880 9947 4625 9948 4634	
					131 255		9843 0151 9947 4620	
MP 190 E 31 H Cursor, Kipper MP 190 E 31 W Cursor, Kipper MP 400 E 38 Cursor	09.99 - 11.04 09.99 - 11.04			$\frac{\circ}{\circ}$	125 889		4121 8432 9849 8740 9947 4638	
					131 377		4103 3039 4121 4700	
				$\frac{1}{T}$	125 940		4100 8880 9947 4625 9948 4634	
					131 255		9843 0151 9947 4620	
MP 190 E 31 H Cursor, Pritsche/Fahrgestell	09.99 - 11.04			$\frac{1}{\circ}$	125 933		4121 8442 9841 4526 9947 4647	
				$\frac{\circ}{\circ}$	125 889		4121 8432 9849 8740 9947 4638	
					131 377		4103 3039 4121 4700	
MP 190 E 34 H MP 190 E 34 W MP 190 E 37 H MP 190 E 37 W MP 190 E 42 H MP 190 E 42 W	01.93 - 11.04 01.93 - 11.04 01.93 - 11.04 01.93 - 11.04 01.93 - 11.04 01.93 - 11.04			$\frac{1}{\circ}$	125 933		4121 8442 9841 4526 9947 4647	
				$\frac{\circ}{\circ}$	131 377		4103 3039 4121 4700	
					125 940		4100 8880 9947 4625 9948 4634	
					131 255		9843 0151 9947 4620	

Achtung: Unsere Artikel sind nur als Ersatz für die angegebenen OE-Nummern gültig. In der Spalte "Ref." ist lediglich ein Teil der OE-Nummern aufgeführt. Die vollständige Auflistung aller Vergleichsnummern finden Sie im Anhang.
 Attention: The articles are only valid as replacement for the listed OE-numbers. In the column "Ref." only a selection of OE-No. is given. The complete listing you can see in the appendix. (151)

		Baumuster Model						Ref.
--	--	--------------------	---	---	---	--	---	------

IVECO

















EuroTrakker		01.93 - 11.04						
MP 190 E 35 H Cursor	09.99 - 11.04			$\frac{1}{0}$	125 933			4121 8442
MP 190 E 35 W Cursor	09.99 - 11.04			$\frac{1}{1}$	125 940			9841 4526
					131 255			9947 4647
								4100 8880
								9947 4625
								9948 4634
								9843 0151
								9947 4620
MP 190 E 38 W Cursor	01.01 - 11.04			$\frac{1}{1}$	125 940			4100 8880
MP 190 E 44 W Cursor	09.00 - 11.04				131 255			9947 4625
								9948 4634
								9843 0151
								9947 4620
MP 260 E 30 H	01.93 - 11.04			$\frac{0}{0}$	125 889			4121 8432
MP 260 E 31 H Cursor	09.99 - 11.04							9849 8740
MP 260 E 31 HB Cursor	01.01 - 11.04							9947 4638
MP 260 E 35 H Cursor	01.00 - 11.04							
MP 260 E 38 W Cursor	01.01 - 11.04							
MP 260 E 44 H Cursor	01.00 - 11.04							
MP 260 E 47								
MP 260 E 48 Cursor								
MP 340 E 44 HB Cursor	01.01 - 11.04							
MP 380 E 35 Cursor								
MP 380 E 38 H Cursor	01.01 - 11.04							
MP 380 E 38 W Cursor, Kipper	01.01 - 11.04							
MP 380 E 38 W Cursor, Pritsche/Fahrgestell	01.01 - 11.04							
MP 380 E 44 H Cursor	01.01 - 11.04							
MP 380 E 44 W Cursor	01.01 - 11.04							
MP 380 E 47								
MP 380 E 48 Cursor								
MP 410 E 42 H	01.93 - 11.04							
MP 410 E 48 Cursor								
MP 440 E 34 HT	01.93 - 11.04							
MP 440 E 37 HT	01.93 - 11.04							
MP 440 E 42 HT	01.93 - 11.04							
MP 720 E 38 Cursor								
MP 720 E 44 Cursor								
MP 720 E 47 HT	01.93 - 11.04							
MP 720 E 48 Cursor								
MP 340 E 34 H	01.93 - 11.04			$\frac{1}{0}$	131 625			4103 2334
MP 340 E 35 H Cursor, Kipper	09.99 - 11.04							4121 8447
MP 340 E 35 H Cursor, Pritsche/Fahrgestell	09.99 - 11.04			$\frac{0}{0}$	125 889			4121 8432
MP 340 E 35 HB Cursor	01.01 - 11.04							9849 8740
MP 340 E 37 H	01.93 - 11.04							9947 4638
MP 340 E 38 H Cursor	01.01 - 11.04							
MP 340 E 38 HB Cursor	01.01 - 11.04							
MP 340 E 42 H	01.93 - 11.04							
MP 410 E 35 Cursor								
MP 410 E 37 H	01.93 - 11.04							
MP 410 E 38 H Cursor, Pritsche/Fahrgestell	01.01 - 11.04							
MP 410 E 42 W	01.93 - 11.04							
MP 410 E 44 H Cursor	01.01 - 11.04							
MP 410 E 48 Cursor								
MP 340 E 44 H Cursor	01.01 - 11.04			$\frac{1}{0}$	131 625			4103 2334
MP 410 E 38 H Cursor, Kipper	01.01 - 11.04							4121 8447
MP 400 E 31				$\frac{1}{1}$	125 940			4100 8880
								9947 4625
								9948 4634

Achtung: Unsere Artikel sind nur als Ersatz für die angegebenen OE-Nummern gültig. In der Spalte "Ref." ist lediglich ein Teil der OE-Nummern aufgeführt. Die vollständige Auflistung aller Vergleichsnummern finden Sie im Anhang.

Attention: The articles are only valid as replacement for the listed OE-numbers. In the column "Ref." only a selection of OE-No. is given. The complete listing you can see in the appendix. (151)

		Baumuster Model						Ref.
--	--	--------------------	---	---	---	--	---	------
















IVECO

EuroTrakker		01.93 - 11.04												
MP 400 E 37 HT	01.93 - 11.04			$\frac{1}{O}$	125 933			4121 8442 9841 4526 9947 4647						
MP 400 E 37 WT	01.93 - 11.04													
MP 400 E 42 HT	01.93 - 11.04			$\frac{1}{T}$	125 940			4100 8880 9947 4625 9948 4634						
MP 400 E 42 WT	01.93 - 11.04													
MP 400 E 44 Cursor				$\frac{O}{O}$	125 889			4121 8432 9849 8740 9947 4638						
				$\frac{1}{T}$	125 940			4100 8880 9947 4625 9948 4634						
MP 720 E 37 HT	01.93 - 11.04			$\frac{1}{O}$	124 864			4121 8439 9841 4529 9947 4655						
MP 720 E 37 WT	01.93 - 11.04													
MP 720 E 42 HT	01.93 - 11.04				125 933			4121 8442 9841 4526 9947 4647						
MP 720 E 42 WT	01.93 - 11.04			$\frac{O}{O}$	125 889			4121 8432 9849 8740 9947 4638						
MK		01.83 - 12.91												
80-13 AW, 7,49 t	01.83 - 12.91			$\frac{O}{O}$	125 355 ▲			4220 7511						
80-13 AW, 8 t	01.83 - 12.89													
80-16 A, 7,49 t	01.83 - 12.91													
80-16 A, 8 t	01.83 - 12.91													
80-16 AW, 7,49 t	01.86 - 12.89													
80-16 AW, 8 t	01.86 - 12.89													
P/PA		12.79 - 12.93												
160-23 AH	04.84 - 05.89			$\frac{O}{O}$	112 868	02.1986->		4189 1059 4208 6964						
160-23 AHW	04.84 - 05.89					$\frac{1}{T}$	106 771	02.1986->	0249 2627 4203 4888 4206 6184					
160-30 AH, Pritsche/Fahrgestell	06.86 - 05.89			$\frac{O}{O}$	112 868			4189 1059 4208 6964						
160-30 AH, Kipper	06.86 - 05.89					$\frac{1}{T}$	106 771		0249 2627 4203 4888 4206 6184					
160-30 AHW	06.86 - 05.89													
260-32 AHW, 22 t	01.83 - 12.85			$\frac{O}{O}$	101 757			0248 7687 0251 2474 4206 6089						
260-32 AHW, 26 t	01.83 - 12.85													
300-30 AH	04.87 - 05.89			$\frac{O}{O}$	101 757 (x4)			0248 7687 0251 2474 4206 6089						
300-30 AHB	04.87 - 05.89													
P/PA-Haubenfahrzeuge		12.79 - 12.93												
190-25 AN, 16 t	07.83 - 12.86			$\frac{O}{O}$	101 757			0248 7687 0251 2474 4206 6089						
190-25 AN, 17 t	01.86 - 09.90													
190-25 AN, 19 t	07.83 - 12.87			$\frac{1}{T}$	106 771			0249 2627 4203 4888 4206 6184						
190-25 ANT, 16 t	07.83 - 06.86													
190-25 ANT, 17 t	07.86 - 12.87													
190-25 ANW, 16 t	07.83 - 12.86													
190-25 ANW, 17 t	01.86 - 09.90													
190-25 ANW, 19 t	07.83 - 12.87													
190-30 N, 17 t	04.87 - 12.90									$\frac{O}{O}$	112 868			4189 1059 4208 6964
190-30 N, 18 t	01.91 - 12.93										$\frac{O}{O}$	101 757 HD		
190-30 NT, 17 t	04.87 - 12.90													
190-30 NT, 18 t	01.91 - 12.93			$\frac{1}{T}$	106 771			0249 2627 4203 4888 4206 6184						

Achtung: Unsere Artikel sind nur als Ersatz für die angegebenen OE-Nummern gültig. In der Spalte "Ref." ist lediglich ein Teil der OE-Nummern aufgeführt. Die vollständige Auflistung aller Vergleichsnummern finden Sie im Anhang.
 Attention: The articles are only valid as replacement for the listed OE-numbers. In the column "Ref." only a selection of OE-No. is given. The complete listing you can see in the appendix. (151)

		Baumuster Model						Ref.
--	---	--------------------	---	---	---	---	---	------

IVECO










































P/PA-Haubenfahrzeuge		12.79 - 12.93						
330-30 N, 24 t	10.87 - 12.90			$\frac{1}{0}$	101 757			0248 7687 0251 2474 4206 6089
330-30 N, 25 t	01.91 - 12.92							
330-30 N, 26 t	10.87 - 12.90							
330-30 N, 33 t	10.87 - 12.92							
Stralis		02.02 -						
190S27 AD				$\frac{1}{0}$	131 621			4103 3038 4121 4818
190S31 AD				$\frac{0}{0}$	131 377			4103 3039 4121 4700
				$\frac{1}{T}$	131 255			9843 0151 9947 4620
190S35 AD				$\frac{1}{0}$	131 621			4103 3038 4121 4818
190S43 AD								
190S43 AT				$\frac{0}{0}$	131 377			4103 3039 4121 4700
260S31 AD								
260S35 AD, Sattelzugmaschine								
260S35 AT								
AS 440S44								
190S40 AD				$\frac{0}{0}$	131 377			4103 3039 4121 4700
190S40 AT								
AD 260S31	02.02 -			$\frac{0}{0}$	131 948			4103 3239
260S35 AD, Pritsche/Fahrgestell	02.02 -							
AS 260S40	02.02 -			$\frac{1}{0}$	131 621			4103 3038 4121 4818
AS 260S43	02.02 -							
AS 260S48	02.02 -			$\frac{0}{0}$	131 377			4103 3039 4121 4700
AS 260S54	02.02 -				131 948			4103 3239
AS 260S44	02.02 -			$\frac{0}{0}$	131 377			4103 3039 4121 4700
					131 948			4103 3239
AS 440S31	02.02 -			$\frac{0}{0}$	310 049			4122 5418
AS 440S35 AD				$\frac{1}{0}$	131 621			4103 3038 4121 4818
AS 440S35 AT				$\frac{0}{0}$	310 049			4122 5418
AS 440S40, 4x2	02.02 -			$\frac{1}{0}$	131 621			4103 3038 4121 4818
AS 440S40, 6x2/4	02.02 -							
AS 440S43, 24,5 t	02.02 -			$\frac{0}{0}$	131 377			4103 3039 4121 4700
AS 440S43, 18 t	02.02 -				310 049			4122 5418
AS 440S48, 6x2/4	02.02 -							
AS 440S48, 4x2	02.02 -							
AS 440S54	02.02 -							

Achtung: Unsere Artikel sind nur als Ersatz für die angegebenen OE-Nummern gültig. In der Spalte "Ref." ist lediglich ein Teil der OE-Nummern aufgeführt. Die vollständige Auflistung aller Vergleichsnummern finden Sie im Anhang.

Attention: The articles are only valid as replacement for the listed OE-numbers. In the column "Ref." only a selection of OE-No. is given. The complete listing you can see in the appendix. (151)

		Baumuster Model						Ref.
--	---	--------------------	---	---	---	---	---	------



























































IVECO

Zeta		01.79 - 12.92						
50-9	01.87 - 03.91				310 010			4726933 4750776 4829308
60-9	10.83 -							
60-11	01.87 - 03.91							
70 F10	10.83 -							
75 F10	10.83 -							
79-10, 7,49 t	01.83 - 01.87							
79-10, 8 t	01.83 - 01.87							
79 F13	10.83 -							
79-14, 99 kW, 7,49 t	01.83 - 11.85							
79-14, 99 kW, 8,1 t	01.83 - 11.85							
79-14, 101 kW, 7,49 t	12.85 - 03.91							
79-14, 101 kW, 8,1 t	12.85 - 03.91							
80 F10	10.83 -							
90.13	10.83 -							
100 F13								
65-10	11.79 - 01.87				310 010	10.1983->		4726933 4750776 4829308
79-12, 7,49 t	01.87 - 03.91				310 010	02.1988->		4726933 4750776 4829308
79-12, 8,1 t	01.87 - 03.91							
95-14, 99 kW	07.83 - 10.85				310 010	->Chass. T354982		4726933 4750776 4829308
95-14, 101 kW	11.85 - 03.91							
109-14, 99 kW	06.83 - 12.85				310 010	->Chass. T357932		4726933 4750776 4829308
109-14, 101-102 kW	11.85 - 03.91							
60...								
60 E /H					112 555			9840 8702 9841 1158 9945 1728
60 E /K					123 937			9842 6865 9945 1736
65 E /K					125 388			9842 6866 9945 1738
60 E On Road					112 555			9840 8702 9841 1158 9945 1728
65 E					112 498			9840 8701 9841 1159 9841 5100 9945 1732 9945 1740
70...								
75 E					112 555			9840 8702 9841 1158 9945 1728
					112 498			9840 8701 9841 1159 9841 5100 9945 1732 9945 1740
75 E /K					123 937			9842 6865 9945 1736
					125 388			9842 6866 9945 1738
75-13 AWM	01.88 -				101 757			0248 7687 0251 2474 4206 6089
160...								
160.26					310 011			4759468

Achtung: Unsere Artikel sind nur als Ersatz für die angegebenen OE-Nummern gültig. In der Spalte "Ref." ist lediglich ein Teil der OE-Nummern aufgeführt. Die vollständige Auflistung aller Vergleichsnummern finden Sie im Anhang.
 Attention: The articles are only valid as replacement for the listed OE-numbers. In the column "Ref." only a selection of OE-No. is given. The complete listing you can see in the appendix. (151)

		Baumuster Model						Ref.
--	--	--------------------	---	---	---	--	---	------























































IVECO

180...								
180-24					300 077			4697041
180-26					310 011			4759468
180 E ./FP 4x2 On-Road					124 857			9841 4531 9947 4622
180 E ./P 4x2 On-Road					124 865			4121 8445 9843 0150 9947 4644
					124 857			9841 4531 9947 4622
180 E 4x2 On-Road					124 865			4121 8445 9843 0150 9947 4644
					125 402			4100 5022 4121 8444 9947 4657
190...								
190 E 4x2 On-Road 190 E ./H 4x2 Off-Road					124 865			4121 8445 9843 0150 9947 4644
					125 402			4100 5022 4121 8444 9947 4657
190 E ./FP 4x2 On-Road					124 857			9841 4531 9947 4622
190 E ./P 4x2 On-Road					124 865			4121 8445 9843 0150 9947 4644
					124 857			9841 4531 9947 4622
190-24 TRU 190-30 T, TR, TRU 190-33 190-33 T, TR 190-36 TR, TRU	01.88 - 12.88				300 077			4697041
190-26 T, TR, TRU 190-30 3i 190-35 T, TR 190-38 T, TR, TRU					300 077		Chass. T112162->	4697041
190-30 190-32 TRU 190-36 TRU 190-38	01.87 - 12.87				310 011			4759468
190-30 PT 190-33 TR 190-38 TRU	- 12.84 01.85 -				300 088			4744675
190-35		273/6273 C			310 011			4759468
190-42 190-48	01.85 - 01.85 -				300 077			4697041
					300 088			4744675
220...								
220-30	01.87 - 12.87				300 088			4744675
220-38	01.87 - 12.87				310 011			4759468
220-35	01.87 - 12.87				300 088			4744675
220-36 TRU	01.87 - 12.87				310 011			4759468
220-36					310 011			4759468
240...								
240-26 TRU	01.88 -				300 077			4697041
					310 011			4759468

Achtung: Unsere Artikel sind nur als Ersatz für die angegebenen OE-Nummern gültig. In der Spalte "Ref." ist lediglich ein Teil der OE-Nummern aufgeführt. Die vollständige Auflistung aller Vergleichsnummern finden Sie im Anhang.
 Attention: The articles are only valid as replacement for the listed OE-numbers. In the column "Ref." only a selection of OE-No. is given. The complete listing you can see in the appendix. (151)

		Baumuster Model						Ref.
--	---	--------------------	---	---	---	---	---	------






































IVECO

240...								
240-30	01.85 -				310 011			4759468
240-38	01.85 -							
240-36 TRU	- 12.87				300 077			4697041
240-48								
240 E 6x2 On-Road					124 865			4121 8445
240 E ./TN 6x2 On-Road								9843 0150
								9947 4644
240 E ./FP 6x2 On-Road					124 857			9841 4531
240 E ./FS 6x2 On-Road								9947 4622
240 E ./FT 6x2 On-Road					124 857			9841 4531
								9947 4622
					124 857			9841 4531
								9947 4622
240 E ./P 6x2 On-Road					124 865			4121 8445
240 E ./PS 6x2 On-Road								9843 0150
								9947 4644
					124 857			9841 4531
								9947 4622
240 E ./PT 6x2 On-Road					124 865			4121 8445
								9843 0150
								9947 4644
					124 857			9841 4531
								9947 4622
					124 857			9841 4531
								9947 4622
260...								
260 E 6x4 On-Road					124 865			4121 8445
260 E ./H 6x4 On-Road								9843 0150
								9947 4644
					125 402			4100 5022
								4121 8444
								9947 4657
260 E ./FP 6x4 On-Road					124 857			9841 4531
								9947 4622
					124 857			9841 4531
								9947 4622
260 E ./P 6x4 On-Road					124 865			4121 8445
								9843 0150
								9947 4644
					124 857			9841 4531
								9947 4622
					124 857			9841 4531
								9947 4622
260-30 TRU	01.88 -				310 011			4759468
260-36 TRU	01.88 -							
330...								
330 E ./H 6x4 Off-Road					124 865			4121 8445
								9843 0150
								9947 4644
					125 402			4100 5022
								4121 8444
								9947 4657
340...								
340 E 8x4 On-Road					124 865			4121 8445
340 E ./H 8x4 Off-Road								9843 0150
								9947 4644
					124 865			4121 8445
								9843 0150
								9947 4644

Achtung: Unsere Artikel sind nur als Ersatz für die angegebenen OE-Nummern gültig. In der Spalte "Ref." ist lediglich ein Teil der OE-Nummern aufgeführt. Die vollständige Auflistung aller Vergleichsnummern finden Sie im Anhang.
 Attention: The articles are only valid as replacement for the listed OE-numbers. In the column "Ref." only a selection of OE-No. is given. The complete listing you can see in the appendix. (151)

		Baumuster Model						Ref.
--	---	--------------------	---	---	---	---	---	------

IVECO












380...								
380 E .H 6x4 Off-Road				$\frac{1}{0}$	124 865 			4121 8445 9843 0150 9947 4644
					125 402 			4100 5022 4121 8444 9947 4657
400...								
400 E .HT 4x2 Off-Road				$\frac{1}{0}$	124 864 			4121 8439 9841 4529 9947 4655
								$\frac{1}{1}$
400 E .T 4x2 On-Road				$\frac{1}{0}$	124 864 			4121 8439 9841 4529 9947 4655
					125 402 			4100 5022 4121 8444 9947 4657
400 E .T 4x2 On-Road				$\frac{1}{1}$	125 403 			9841 4530 9846 6168 9947 4631
400 E .T/FP 4x2 On-Road				$\frac{0}{0}$	124 856 			9848 8107 9947 4639
400 E .TX/FP 6x2c On-Road				$\frac{0}{0}$				
400 E .T/P 4x2 On-Road 400 E .TX/P 6x2c On-Road				$\frac{1}{0}$	124 864 			4121 8439 9841 4529 9947 4655
								$\frac{0}{0}$
410...								
410 E .H 8x4 Off-Road				$\frac{1}{0}$	124 865 			4121 8445 9843 0150 9947 4644
					124 865 			4121 8445 9843 0150 9947 4644
440...								
440 E .HT 6x4 Off-Road 440 E .TZ 6x4 On-Road 440 E TY/TN 6x2 On-Road				$\frac{1}{0}$	124 864 			4121 8439 9841 4529 9947 4655
440 E .T 4x2 On-Road				$\frac{1}{0}$	124 864 			4121 8439 9841 4529 9947 4655
					125 402 			4100 5022 4121 8444 9947 4657
440 E .T 4x2 On-Road				$\frac{1}{1}$	125 403 			9841 4530 9846 6168 9947 4631
440 E .T/FP 4x2 On-Road				$\frac{0}{0}$	124 856 			9848 8107 9947 4639
440 E .TY/FP 6x2 On-Road				$\frac{0}{0}$				
440 E .TY/FS 6x2 On-Road				$\frac{0}{0}$				
440 E .T/P 4x2 On-Road 440 E .TY/P 6x2 On-Road 440 E .TY/PS 6x2 On-Road				$\frac{1}{0}$	124 864 			4121 8439 9841 4529 9947 4655
								$\frac{0}{0}$
440 E .TY/FT 6x2 On-Road 440 E .TZ/FP 6x4 On-Road				$\frac{0}{0}$	124 856 			9848 8107 9947 4639
					$\frac{0}{0}$			124 856 

Achtung: Unsere Artikel sind nur als Ersatz für die angegebenen OE-Nummern gültig. In der Spalte "Ref." ist lediglich ein Teil der OE-Nummern aufgeführt. Die vollständige Auflistung aller Vergleichsnummern finden Sie im Anhang.





Attention: The articles are only valid as replacement for the listed OE-numbers. In the column "Ref." only a selection of OE-No. is given. The complete listing you can see in the appendix. (151)

		Baumuster Model						Ref.
--	--	--------------------	---	---	---	--	---	------

IVECO

440...								
440 E .TY/PT 6x2 On-Road 440 E .TZ/P 6x4 On-Road				$\frac{1}{0}$	124 864 			4121 8439
								9841 4529
								9947 4655
				$\frac{0}{0}$	124 856 			9848 8107
								9947 4639
								9848 8107
				$\frac{0}{0}$	124 856 			9947 4639
560...								
560 E .HT 6x4 Off-Road				$\frac{1}{0}$	124 864 			4121 8439
								9841 4529
					125 402 			9947 4655
								4100 5022
								4121 8444
								9947 4657
720...								
720 E .HT 6x6 Off-Road				$\frac{1}{0}$	124 864 			4121 8439
								9841 4529
					125 402 			9947 4655
								4100 5022
								4121 8444
								9947 4657









KENWORTH









K-Series								
K 100 K 100C K 100E K 100G K 104 K 104G K 300				$\frac{0}{0}$	311 634 			665617
								K374-11
								K374-16
								K374-26
								K374-27
				$\frac{1}{1}$	311 633	für / for: Airglide Achsausführung / Axle Version: 200 (8x4) Achslast [lb] / Axle Load [lb]: 40000 Achslast [lb] / Axle Load [lb]: 46000	(109) (4)	665903
								665906
								665944
								665945
								70701
				$\frac{0}{0}$	311 632 	für / for: Neway Achsausführung / Axle Version: AD123-, AD246-	(109) (4)	90045132

Achtung: Unsere Artikel sind nur als Ersatz für die angegebenen OE-Nummern gültig. In der Spalte "Ref." ist lediglich ein Teil der OE-Nummern aufgeführt. Die vollständige Auflistung aller Vergleichsnummern finden Sie im Anhang.
Attention: The articles are only valid as replacement for the listed OE-numbers. In the column "Ref." only a selection of OE-No. is given. The complete listing you can see in the appendix. (151)







		Baumuster Model						Ref.
--	--	--------------------	---	---	---	--	---	------



KENWORTH



T-Series								
T 300					311 634 			665617 K374-11 K374-16 K374-26 K374-27
T 400					311 633	für / for: Airglide	(109)	665903
T 400B						Achsausführung / Axle Version: 200 (8x4)	(4)	665906
T 401					311 632 	Achslast [lb] / Axle Load [lb]: 40000	(5)	665944
T 404						Achslast [lb] / Axle Load [lb]: 46000	(5)	665945
T 440								70701
T 450B						für / for: Neway	(109)	90045132
T 480						Achsausführung / Axle Version:	(4)	
T 600						AD123-, AD246-		
T 600A								
T 600B								
T 601								
T 602								
T 604								
T 650								
T 800								
T 800B								
T 800H								
T 800SH								
T 800W								
T 900								
T 904								
T 950								
T 2000								

W-Serie								
W 900					311 634 			665617 K374-11 K374-16 K374-26 K374-27
W 900B					311 633	für / for: Airglide	(109)	665903
W 900L						Achsausführung / Axle Version: 200 (8x4)	(4)	665906
W 900S					311 632 	Achslast [lb] / Axle Load [lb]: 40000	(5)	665944
						Achslast [lb] / Axle Load [lb]: 46000	(5)	70701
						für / for: Neway	(109)	90045132
						Achsausführung / Axle Version:	(4)	
						AD123-, AD246-		

MACK

CH-Serie								
CH					311 632	für / for: Mack	(109)	14QK414M2
CHR						Achsausführung / Axle Version:	(4)	90045132
Fleetliner						NAS.38C, NAS.462C		
					311 631	für / for: Neway	(109)	14QK414M
						Achsausführung / Axle Version: AD246	(4)	90045099
					311 632	- 8.5"		
						für / for: Neway	(109)	14QK414M2
						Achsausführung / Axle Version: AD246	(4)	90045132
						- 10"		

Magnum								
all	01.96 -				310 962			5010052920 5010130401 5010294413 5010383050 5010383693 5010383694









Manager								
all	01.96 -				310 959			5000731913 5000791059 5001857655

Achtung: Unsere Artikel sind nur als Ersatz für die angegebenen OE-Nummern gültig. In der Spalte "Ref." ist lediglich ein Teil der OE-Nummern aufgeführt. Die vollständige Auflistung aller Vergleichsnummern finden Sie im Anhang.







Attention: The articles are only valid as replacement for the listed OE-numbers. In the column "Ref." only a selection of OE-No. is given. The complete listing you can see in the appendix. (151)

		Baumuster Model						Ref.
--	---	--------------------	---	---	---	---	---	------

MACK

Maxter								
all	01.93 -			$\frac{1}{T}$	311 130			5010130009
				$\frac{0}{0}$	310 958	für / for: Hendrickson Achsauführung / Axle Version: HN402 Länderausführung: Europa / Country Version: Europe	(109) (4) (66)	5010130641
Metroliner								
MK 3 MK 4	01.90 - 12.97 01.98 -			$\frac{0}{0}$	310 958	für / for: Hendrickson Achsauführung / Axle Version: HN402 Länderausführung: Europa / Country Version: Europe	(109) (4) (66)	5010130641
Premium								
all	01.98 -			$\frac{1}{T}$	310 962	Achsauführung / Axle Version: 4x2, 6x4	(4)	5010052920 5010130401 5010294413 5010383050 5010383693 5010383694
				$\frac{0}{T}$	311 184			5010 294 414 5010 383 697 5010 383 697 A
				$\frac{0}{0}$	311 762			5010 294 908 5010 383 685
				$\frac{0}{0}$	311 828			5010294909 5010383686
Quantum								
all	01.97 - 12.98			$\frac{1}{T}$	310 962	Achsauführung / Axle Version: 6x4	(4)	5010052920 5010130401 5010294413 5010383050 5010383693 5010383694
Superliner 3 (Titan, Bigfoot)								
all	01.95 -			$\frac{0}{0}$	311 632 \equiv	für / for: Mack Achsauführung / Axle Version: NAS.38C, NAS.462C	(109) (4)	14QK414M2 90045132
				$\frac{0}{0}$	311 631 \equiv	für / for: Neway Achsauführung / Axle Version: AD246 - 8.5"	(109) (4)	14QK414M 90045099
				$\frac{0}{0}$	311 632 \equiv	für / for: Neway Achsauführung / Axle Version: AD246 - 10"	(109) (4)	14QK414M2 90045132
Trident								
all	01.98 -			$\frac{0}{0}$	311 632 \equiv	für / for: Mack Achsauführung / Axle Version: NAS.38C, NAS.462C	(109) (4)	14QK414M2 90045132
					311 632 \equiv	für / for: Neway Achsauführung / Axle Version: AD246 - 10"	(109) (4)	14QK414M2 90045132





































MAGIRUS-DEUTZ

80...								
80 E 80 E ./T				$\frac{0}{0}$	112 554 \curvearrowright			
				$\frac{0}{0}$	112 498 \curvearrowright			
80 E ./H				$\frac{0}{0}$	112 555 \curvearrowright			
				$\frac{0}{0}$	112 498 \curvearrowright			
80 E ./K				$\frac{0}{0}$	123 936 \curvearrowright			
				$\frac{0}{0}$	112 498 \curvearrowright			

Achtung: Unsere Artikel sind nur als Ersatz für die angegebenen OE-Nummern gültig. In der Spalte "Ref." ist lediglich ein Teil der OE-Nummern aufgeführt. Die vollständige Auflistung aller Vergleichsnummern finden Sie im Anhang.
Attention: The articles are only valid as replacement for the listed OE-numbers. In the column "Ref." only a selection of OE-No. is given. The complete listing you can see in the appendix. (151)

		Baumuster Model						Ref.
--	--	--------------------	---	---	---	--	---	------

MAGIRUS-DEUTZ
























90...								
90 D 6,0 FL,FV,FK 90 D 7,5 FL,FV,FK 90 M 7,9 FL, FV, FK	- 02.82				300 078			
90 M 5.3 FL 90 M 5.7 FL 90 M 6,0 FL,FK,FV 90 M 6,6 FL,FV,FK 90 M 7,5 FL,FV,FK	- 02.82 - 02.82 - 02.82				310 010			
100...								
100 E					112 554 			
					112 498 			
100 E .JK					123 936 			
					112 498 			
130 - 190								
130 D 15 K 130 D 16 FLL 130 D 16 L, FL 135 D 15 AK 160 D 13 L 160 D 15 K, FAK 160 D 16 F, FL 160 D 16 FLL 170 D 13 FS 170 D 15 FS 170 D 15 K, AK, FAK 4x4 170 D 16 FL, FAK 4x4 170 D 17 F 170 D 19 FK, FAK, K 170 D 19 S, L, F, FL 170 D 21 AK/1 6x6 170 D 22 FL 6x4 170 D 24 L, K, B					101 757			0248 7687 0251 2474
160-23 AH, AHW 160-30 AH, AHW	02.86 - 02.86 -				112 868			41891059 4208 6964
					106 771			0249 2627 4203 4888
176 D 15 F 176 D 16 FA					769 002			0248 5637 0251 3875
190-20 N 190-25 AN,ANT 190-25 ANW,ANWT	01.80 -				101 757			0248 7687 0251 2474
					106 771			0249 2627 4203 4888
190-30 N, NT					112 868			41891059 4208 6964
					101 757 HD			0248 7687 0251 2474
					106 771			0249 2627 4203 4888
D 22 FL 6x2x2					101 636 			0251 3609 0251 4864 0446 9764

Achtung: Unsere Artikel sind nur als Ersatz für die angegebenen OE-Nummern gültig. In der Spalte "Ref." ist lediglich ein Teil der OE-Nummern aufgeführt. Die vollständige Auflistung aller Vergleichsnummern finden Sie im Anhang.

Attention: The articles are only valid as replacement for the listed OE-numbers. In the column "Ref." only a selection of OE-No. is given. The complete listing you can see in the appendix. (151)

		Baumuster Model						Ref.
--	--	--------------------	---	---	---	--	---	------















MAGIRUS-DEUTZ

200 - 260								
200-32 AHT, AHTM	- 12.85				101 757			0248 7687 0251 2474
200-32 AHW, AHWM	- 12.85							
210 D 16 AK								
220 32 AHTM								
232 D 15 FAK 4x4								
232 D 15 FL, FK 4x4								
232 D 15 FLL								
232 D 15 FS, FSC								
232 D 16 AK, FAK 4x4								
232 D 16 FL, FK, K 4x4								
232 D 16 FS, FSC								
232 D 19 FK, AK, FAK								
232 D 19 FS, FSC								
232 D 19 S, L, K, FL								
232 D 22 AK 6x6								
232 D 22 FAK 6x6								
232 D 22 FB 6x4								
232 D 22 FK 6x4								
232 D 22 FL 6x4								
232 D 22 FS 6x4								
232 D 24 L, K								
232 D 26 AK 6x4								
232 D 26 FK 6x4								
232 D 26 K 6x4								
232 D 30 FK 8x4x4								
256 D 19 S, FS								
260 PAC 26 6x4, 6x6								
260-26 N, NW								
260-32 AHW, AHWM								
232 D 19 AK, FK					769 002			0248 5637 0251 3875
232 D 19 F, FA								
232 D 22 F 6x4								
240-30	01.85 -				101 636 ▲ 			0251 3609 0251 4864 0446 9764
240-36	01.87 -							
240-38	01.85 -							
256 M 19 AK, AS	01.80 -				101 757			0248 7687 0251 2474
256 M 19 L, K, S	01.80 -							
260-32 AHM	- 10.85				106 771			0249 2627 4203 4888
250...								
256 M 19 FS, FSL					300 077	Chass. 493000409->		
					300 088			
256 M 19 FL		272M16333/8 343/8342			310 011			
290...								
290 M 19 FL		272M16333/8 343/8342			310 011			
290 FS M 22 FLL								
290 M 19 FL, FS					300 077	Chass. 493000409->		
300 -								
300-25 AH, AHB					101 757 (x4)			0248 7687 0251 2474
300-30 AH, AHB								





Achtung: Unsere Artikel sind nur als Ersatz für die angegebenen OE-Nummern gültig. In der Spalte "Ref." ist lediglich ein Teil der OE-Nummern aufgeführt. Die vollständige Auflistung aller Vergleichsnummern finden Sie im Anhang.
 Attention: The articles are only valid as replacement for the listed OE-numbers. In the column "Ref." only a selection of OE-No. is given. The complete listing you can see in the appendix. (151)

		Baumuster Model						Ref.
--	---	--------------------	---	---	---	---	---	------

MAGIRUS-DEUTZ

300 -								
310 D 15 FLL					101 757			0248 7687 0251 2474
310 D 15 FS, FSC								
310 D 16 AK, FAK 4x4								
310 D 16 FLL								
310 D 16 FS, FSC								
310 D 16 FSL								
310 D 16 S, FL, FK 4x4								
310 D 19 FK, AK, FAK								
310 D 19 FS, FSC								
310 D 19 S, L, K, FL								
310 D 22 AK, FAK 6x6								
310 D 22 FL 6x4								
310 D 22 FLL, FSL 6x4								
310 D 22 FS, FK 6x4								
310 D 26 FK 6x4								
320 D 20 FAT	- 12.85							
320 D 22 FS	- 12.85							
320 D 26 F/FT	- 10.85							
320 D 26 FA	- 10.85							
320 M 26 FAK	- 10.85							
330-30 N								
330-35 H, HT	01.80 -							
340 D 16 FL								
340 D 16 FLL								
340 D 22 FL 6x4								
340 D 22 FLL, FSL 6x4								
320 D 26 FT, F	- 10.85				101 757			0248 7687 0251 2474
					106 771			0249 2627 4203 4888
320...								
320 M 19 FL, FSL					300 077	Chass. 493000409->		
320 M 22 FSL					300 088			
360...								
360 E 8x2 On-Road					124 865			
					124 865			

MAN

MAN-BÜSSING								
UNL 22.320					101 382			81.43701.6177
					101 383			81.43701.6178
					106 284			81.43701.6418

Achtung: Unsere Artikel sind nur als Ersatz für die angegebenen OE-Nummern gültig. In der Spalte "Ref." ist lediglich ein Teil der OE-Nummern aufgeführt. Die vollständige Auflistung aller Vergleichsnummern finden Sie im Anhang.
 Attention: The articles are only valid as replacement for the listed OE-numbers. In the column "Ref." only a selection of OE-No. is given. The complete listing you can see in the appendix. (151)































MAN

F 90		06.86 - 12.97							
16.262 F, 16.262 FL, 16.262 FLL 16.292 F, 16.292 FL, 16.292 FLL 16.332 F, 16.332 FL, 16.332 FLL 16.362 F, 16.362 FL, 16.362 FLL 16.462 F, 16.462 FL, 16.462 FLL 32.462 F, 32.462 FL, 32.462 FLL 33.462 F, 33.462 FL, 33.462 FLL 38.462 F, 38.462 FL, 38.462 FLL 40.462 F, 40.462 FL, 40.462 FLL 41.462 F, 41.462 FL, 41.462 FLL 41.502 F, 41.502 FL, 41.502 FLL 48.462 F, 48.462 FL, 48.462 FLL		F01		$\frac{1}{0}$	112 869		81.43701.6442 81.43701.6491		
					$\frac{1}{1}$	112 325		81.43701.6492 81.43701.6493	
			F02		$\frac{1}{0}$	112 869		81.43701.6442 81.43701.6491	
					$\frac{0}{0}$	112 853		81.43701.6564 81.43701.6584 81.43701.6620	
			F03		$\frac{1}{1}$	112 859		81.43701.6597 81.43701.6612	
					$\frac{0}{0}$	112 853		81.43701.6564 81.43701.6584 81.43701.6620	
	19.242 F,19.242 FL,19.242 FLL 19.242 FS,19.242 FLS,19.242 FLLS 19.262 F,19.262 FL,19.262 FLL 19.262 FS,19.262 FLS,19.262 FLLS 19.272 F,19.272 FL,19.272 FLL 19.272 FS,19.272 FLS,19.272 FLLS 19.292 F,19.292 FL,19.292 FLL 19.292 FS,19.292 FLS,19.292 FLLS 19.322 F,19.322 FL,19.322 FLL 19.322 FS,19.322 FLS,19.322 FLLS 19.332 F,19.332 FL,19.332 FLL 19.342 F,19.342 FL,19.342 FLL 19.342 FS,19.342 FLS,19.342 FLLS 19.362 F,19.362 FL,19.362 FLL 19.362 FS,19.362 FLS,19.362 FLLS 19.372 F,19.372 FL,19.372 FLL, 249 kW 19.372 F,19.372 FL,19.372 FLL, 272 kW 19.372 FS,19.372 FLS,19.372 FLLS, 249 kW 19.372 FS,19.372 FLS,19.372 FLLS, 272 kW 19.402 F,19.402 FL,19.402 FLL 19.402 FS,19.402 FLS,19.402 FLLS 19.332 FS,19.332 FLS,19.332 FLLS 19.422 F,19.422 FL,19.422 FLL 19.422 FS,19.422 FLS,19.422 FLLS	01.88 - 01.89	F01		$\frac{1}{0}$	112 869		81.43701.6442 81.43701.6491	
		01.88 - 01.89				$\frac{0}{0}$	112 853		81.43701.6564 81.43701.6584 81.43701.6620
		01.88 - 02.90	F02		$\frac{1}{0}$	112 869		81.43701.6442 81.43701.6491	
		01.88 - 02.90				$\frac{0}{0}$	112 853		81.43701.6564 81.43701.6584 81.43701.6620
		02.90 - 05.95	F03		$\frac{1}{1}$	123 863		81.43701.6633	
		02.90 - 05.95				$\frac{0}{0}$	112 853		81.43701.6564 81.43701.6584 81.43701.6620
07.86 - 02.90					$\frac{0}{0}$	125 149		81.43701.6710 81.43701.6827	
07.86 - 02.90					$\frac{0}{0}$	123 864	HD	81.43701.6634	
05.94 - 05.95					$\frac{0}{0}$				
05.94 - 05.95					$\frac{0}{0}$				
07.86 - 02.90					$\frac{0}{0}$				
07.86 - 02.90					$\frac{0}{0}$				
05.90 - 04.95					$\frac{0}{0}$				
02.90 - 05.95					$\frac{0}{0}$				
05.90 - 04.95					$\frac{0}{0}$				
02.90 - 05.95					$\frac{0}{0}$				
05.94 - 05.95					$\frac{0}{0}$				
05.94 - 05.95					$\frac{0}{0}$				
07.86 - 02.90					$\frac{0}{0}$				
02.90 - 05.95					$\frac{0}{0}$				
02.90 - 05.95					$\frac{0}{0}$				

Achtung: Unsere Artikel sind nur als Ersatz für die angegebenen OE-Nummern gültig. In der Spalte "Ref." ist lediglich ein Teil der OE-Nummern aufgeführt. Die vollständige Auflistung aller Vergleichsnummern finden Sie im Anhang.
 Attention: The articles are only valid as replacement for the listed OE-numbers. In the column "Ref." only a selection of OE-No. is given. The complete listing you can see in the appendix. (151)

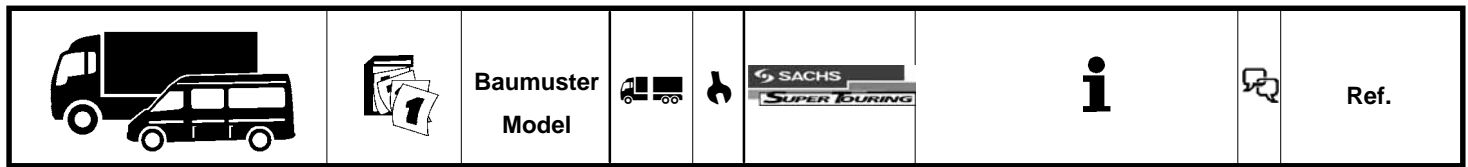
		Baumuster Model						Ref.
--	--	--------------------	---	---	---	--	---	------

MAN

F 90		06.86 - 12.97						
19.242 FK	01.88 - 02.89	F01		$\frac{1}{0}$	112 869			81.43701.6442 81.43701.6491
19.262 FK	01.88 - 02.90			$\frac{0}{0}$	112 853			81.43701.6564 81.43701.6584 81.43701.6620
19.272 FK	02.90 - 05.95							
19.292 FK	07.86 - 02.90							
19.322 FK	02.90 - 05.95							
19.332 FK	07.86 - 02.90							
19.342 FK	05.94 - 05.95							
19.362 FK	07.86 - 02.90							
19.372 FK, 249 kW	05.90 - 04.95							
19.372 FK, 272 kW	02.90 - 05.95							
19.402 FK	05.94 - 05.95							
19.422 FK	02.90 - 05.95							
19.462 FK	05.87 - 02.90							
19.462 F,19.462 FL	02.90 - 06.96	F21		$\frac{1}{0}$	112 869			81.43701.6442 81.43701.6491
19.502 F,19.502 FL,19.502 FLL				$\frac{1}{1}$	112 325		->07.1990	81.43701.6492 81.43701.6493
19.502 FS,19.502 FLS,19.502 FLLS	02.90 - 06.96	F22		$\frac{1}{0}$	112 869			81.43701.6442 81.43701.6491
				$\frac{0}{0}$	112 853		->02.1991	81.43701.6564 81.43701.6584 81.43701.6620
			$\frac{0}{0}$	125 149		02.1991->	81.43701.6710 81.43701.6827	
			$\frac{0}{0}$	123 864		HD	81.43701.6634	
19.462 F,19.462 FL, 338 kW	05.87 - 02.90	F01		$\frac{1}{0}$	112 869			81.43701.6442 81.43701.6491
19.462 FS,19.462 FLS				$\frac{1}{1}$	112 325			81.43701.6492 81.43701.6493
	05.87 - 02.90	F02		$\frac{1}{1}$	112 859			81.43701.6597 81.43701.6612
				$\frac{0}{0}$	112 853			81.43701.6564 81.43701.6584 81.43701.6620
22.242 6x4 DFL		F16		$\frac{1}{0}$	112 869			81.43701.6442 81.43701.6491
22.262 6x4 DFL			$\frac{1}{0}$	112 929			81.43701.6751	
22.272 6x4 DFL				$\frac{0}{0}$	112 853		->04.1991	81.43701.6564 81.43701.6584 81.43701.6620
22.292 6x4 DFL			$\frac{0}{0}$	131 146		05.1991->	81.43701.6721 81.43701.6722	
22.302 6x4 DFL								
22.332 6x4 DFL								
22.362 6x4 DFL								
22.372 6x4 DFL								
22.422 6x4 DFL								
24.242 6x4 DFL								
25.242 6x4 DFL								
25.262 6x4 DFL								
25.292 6x4 DFL								
25.332 6x4 DFL								
25.362 6x4 DFL								
26.242 6x4 DFL								
26.262 6x4 DFL								
26.292 6x4 DFL								
26.302 6x4 DFL								
26.332 6x4 DFL								

Achtung: Unsere Artikel sind nur als Ersatz für die angegebenen OE-Nummern gültig. In der Spalte "Ref." ist lediglich ein Teil der OE-Nummern aufgeführt. Die vollständige Auflistung aller Vergleichsnummern finden Sie im Anhang.

Attention: The articles are only valid as replacement for the listed OE-numbers. In the column "Ref." only a selection of OE-No. is given. The complete listing you can see in the appendix. (151)





MAN

F 90		06.86 - 12.97					
22.242 FNL, 22.242 FVL		F05		$\frac{1}{0}$	112 869		81.43701.6442
22.272 FNL, 22.272 FVL				$\frac{0}{0}$	112 853		81.43701.6491
22.302 FNL, 22.302 FVL				$\frac{0}{0}$			81.43701.6564
22.322 FNL, 22.322 FVL							81.43701.6584
22.372 FNL, 22.372 FVL							81.43701.6620
22.422 FNL, 22.422 FVL				112 854		81.43701.6568	
24.272 FNLS, 24.272 FVLS	02.90 - 05.95	F07		$\frac{1}{0}$	123 864 HD		81.43701.6605
24.292 FNLS, 24.292 FVLS	10.86 - 02.90						81.43701.6634
24.322 FNLS, 24.322 FVLS	02.90 - 05.95			$\frac{1}{1}$	112 869		81.43701.6442
24.332 FNLS, 24.332 FVLS	10.86 - 02.90						81.43701.6491
24.362 FNLS, 24.362 FVLS	10.86 - 02.90						81.43701.6751
24.372 FNLS, 24.372 FVLS	02.90 - 05.95						81.43701.6597
25.302 FNLS, 25.302 FVLS	09.90 - 12.91						81.43701.6612
25.322 FNLS, 25.322 FVLS	09.90 - 12.92						81.43701.6564
25.372 FNLS, 25.372 FVLS	09.90 - 10.93						81.43701.6584
25.422 FNLS, 25.422 FVLS	09.90 - 12.92						81.43701.6620
26.242 FNL, 26.242 FVL							

Achtung: Unsere Artikel sind nur als Ersatz für die angegebenen OE-Nummern gültig. In der Spalte "Ref." ist lediglich ein Teil der OE-Nummern aufgeführt. Die vollständige Auflistung aller Vergleichsnummern finden Sie im Anhang.
 Attention: The articles are only valid as replacement for the listed OE-numbers. In the column "Ref." only a selection of OE-No. is given. The complete listing you can see in the appendix. (151)

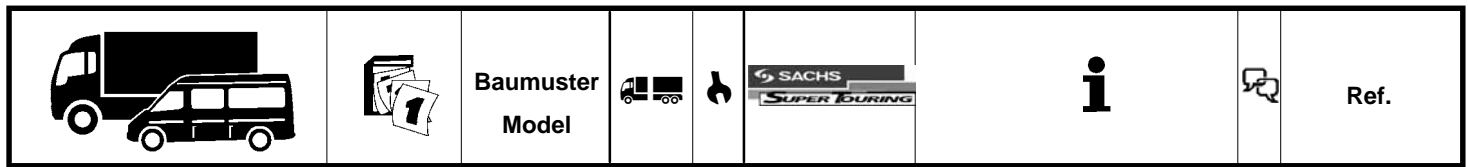
		Baumuster Model						Ref.
--	---	--------------------	---	---	---	---	---	------

MAN

F 90		06.86 - 12.97					
22.262 DF		F29 F08 F13		$\frac{1}{0}$	112 869		81.43701.6442
22.292 DF		F16 F30 F09					81.43701.6491
22.332 DF							
22.362 DF							
24.262 DF	01.88 - 02.90						
24.262 DFK	01.88 - 02.90						
24.292 DF	04.87 - 02.90						
24.292 DFK	04.87 - 02.90						
24.332 DF	04.87 - 02.90						
24.332 DFK	04.87 - 02.90						
24.362 DF	04.87 - 02.90						
24.362 DFK	04.87 - 02.90						
25.262 DF							
25.292 DF							
25.332 DF							
25.362 DF							
26.262 DF							
26.292 DF							
26.332 DF							
26.362 DF							
26.402 DF,26.402 DFL	05.94 - 06.96						
26.402 DFK,26.402 DFLK	05.94 - 06.96						
26.402 DFS	05.94 - 12.95						
26.462 DF	02.89 - 02.90						
26.462 DFA	08.89 - 02.90						
26.462 DFAS	08.89 - 02.90						
26.462 DFS	02.89 - 02.90						
26.502 DFA	02.90 - 12.92						
26.502 DFAS	02.90 - 12.92						
27.462 6x6 DFA							
27.502 6x6 DFA							
32.262 VF	02.89 - 02.90						
32.262 VFK	02.89 - 02.90						
32.262 VFTM	02.89 - 02.90						
32.292 VF	03.88 - 02.90						
32.292 VFK	03.88 - 02.90						
32.302 VF	05.90 - 09.91						
32.302 VFK	05.90 - 09.91						
32.332 VF	03.88 - 02.90						
32.332 VFK	03.88 - 02.90						
32.362 VF	03.88 - 02.90						
32.362 VFK	03.88 - 02.90						
32.462 6x6 DFA							
32.502 6x6 DFA							
33.422 DFK	01.94 - 06.96						
33.462 DFA	07.89 - 02.90						
33.502 DFA	09.91 - 06.96						

Achtung: Unsere Artikel sind nur als Ersatz für die angegebenen OE-Nummern gültig. In der Spalte "Ref." ist lediglich ein Teil der OE-Nummern aufgeführt. Die vollständige Auflistung aller Vergleichsnummern finden Sie im Anhang.

Attention: The articles are only valid as replacement for the listed OE-numbers. In the column "Ref." only a selection of OE-No. is given. The complete listing you can see in the appendix. (151)












































MAN

F 90		06.86 - 12.97							
22.262 FNL, 22.262 FNLL, 22.262 FVL 22.292 FNL, 22.292 FNLL, 22.292 FVL 22.332 FNL, 22.332 FNLL, 22.332 FVL 22.362 FNL, 22.362 FNLL, 22.362 FVL 24.242 FNL,24.242 FNLL,24.242 FVL 24.262 FNL,24.262 FNLL,24.262 FVL 24.272 FNL,24.272 FNLL,24.272 FVL 24.292 FNL,24.292 FNLL,24.292 FVL 24.302 FNL,24.302 FNLL,24.302 FVL 24.322 FNL,24.322 FNLL,24.322 FVL 24.332 FNL,24.332 FNLL,24.332 FVL 24.362 FNL,24.362 FNLL,24.362 FVL 24.372 FNL,24.372 FNLL,24.372 FVL 24.422 FNL,24.422 FNLL,24.422 FVL 25.242 FNL, 25.242 FNLL, 25.242 FVL 25.262 FNL, 25.262 FNLL, 25.262 FVL 25.272 FNL,25.272 FNLL,25.272 FVL 25.292 FNL, 25.292 FNLL, 25.292 FVL 25.332 FNL, 25.332 FNLL, 25.332 FVL 25.362 FNL, 25.362 FNLL, 25.362 FVL 26.262 FNL, 26.262 FNLL, 26.262 FVL 26.292 FNL, 26.292 FNLL, 26.292 FVL 26.362 FNL, 26.362 FNLL, 26.362 FVL 26.332 FNL, 26.332 FNLL, 26.332 FVL	01.88 - 02.90 01.88 - 02.90 02.90 - 05.95 10.86 - 02.90 05.90 - 10.90 02.90 - 05.95 10.86 - 02.90 10.86 - 02.90 02.90 - 05.95 02.90 - 05.95 09.90 - 10.93	F05		$\frac{1}{0}$	112 869		81.43701.6442 81.43701.6491		
				$\frac{0}{0}$	112 853		81.43701.6564 81.43701.6584 81.43701.6620		
			$\frac{0}{0}$	112 854		81.43701.6568 81.43701.6605			
			$\frac{0}{0}$	123 864 HD		81.43701.6634			
				$\frac{1}{1}$	112 859		81.43701.6597 81.43701.6612		
					123 863 HD		81.43701.6633		
			$\frac{0}{0}$	112 853		81.43701.6564 81.43701.6584 81.43701.6620			
				112 854		81.43701.6568 81.43701.6605			
		F07		$\frac{1}{0}$	112 869		81.43701.6442 81.43701.6491		
					112 929		81.43701.6751		
				$\frac{1}{1}$	112 859		81.43701.6597 81.43701.6612		
					112 853		81.43701.6564 81.43701.6584 81.43701.6620		
	$\frac{0}{0}$								
22.462 6x2 FNL 22.502 6x2 FNL 24.462 FNL 24.502 FNL 25.462 6x2 FNL 25.502 FNL 26.462 6x2 FNL 26.502 FNL,26.502 FNLL	04.89 - 02.90 02.90 - 12.90 09.90 - 12.92 09.91 - 06.96	F25		$\frac{1}{0}$	112 869		81.43701.6442 81.43701.6491		
					112 929		81.43701.6751		
				$\frac{0}{0}$	112 854		81.43701.6568 81.43701.6605		
					112 853		81.43701.6564 81.43701.6584 81.43701.6620		
		$\frac{0}{0}$	123 864 HD		81.43701.6634				

Achtung: Unsere Artikel sind nur als Ersatz für die angegebenen OE-Nummern gültig. In der Spalte "Ref." ist lediglich ein Teil der OE-Nummern aufgeführt. Die vollständige Auflistung aller Vergleichsnummern finden Sie im Anhang.
 Attention: The articles are only valid as replacement for the listed OE-numbers. In the column "Ref." only a selection of OE-No. is given. The complete listing you can see in the appendix. (151)

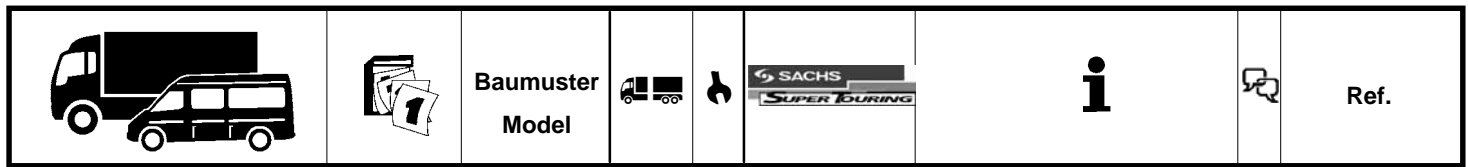
		Baumuster Model						Ref.
--	---	--------------------	---	---	---	---	---	------

MAN

F 90		06.86 - 12.97						
22.462 6x4 DF		F28		$\frac{1}{0}$	112 869 			81.43701.6442
22.502 6x4 DF					112 929 			81.43701.6491
24.462 DF	02.89 - 02.90				112 322 			81.43701.6751
24.462 DFS	02.89 - 02.90			$\frac{1}{0}$	112 322 			81.43701.6594
24.502 DF	02.90 - 12.90				112 322 			81.43701.6757
24.502 DFK	02.90 - 12.90							81.43701.6594
24.502 DFS	02.90 - 12.90							81.43701.6757
25.462 6x4 DF								
25.502 DF	09.90 - 12.92							
25.502 DFS	09.90 - 12.92							
26.462 6x4 DF								
26.502 DF	02.90 - 06.96							
26.502 DFS,26.502 DFLS	02.90 - 06.96							
24.262 DFS,24.262 DFLS	01.88 - 02.90	F08		$\frac{1}{0}$	112 869 			81.43701.6442
24.292 DFS,24.292 DFLS	04.87 - 02.90							81.43701.6491
24.322 DFS,24.322 DFLS	02.90 - 12.90	F16		$\frac{1}{0}$	112 869 			81.43701.6442
24.332 DFS,24.332 DFLS	04.87 - 02.90				112 929 			81.43701.6491
24.362 DFS,24.362 DFLS	04.87 - 02.90				112 853 			81.43701.6751
24.422 DFS,24.422 DFLS	02.90 - 12.90			$\frac{0}{0}$				81.43701.6564
								81.43701.6584
								81.43701.6620
24.272 DFS,24.272 DFLS	02.90 - 04.95	F08		$\frac{1}{0}$	112 869 			81.43701.6442
24.302 DFS,24.302 DFLS	05.90 - 04.95							81.43701.6491
24.372 DFS, 24.372 DFLS	02.90 - 04.95	F16		$\frac{1}{0}$	112 869 			81.43701.6442
25.272 DFS,25.272 DFLS	09.90 - 12.92				112 929 			81.43701.6491
25.302 DFS,25.302 DFLS	09.90 - 12.91				112 853 	->04.1991		81.43701.6751
25.322 DFK	09.90 - 12.92			$\frac{0}{0}$				81.43701.6564
25.322 DFS,25.322 DFLS	09.90 - 12.92							81.43701.6584
25.372 DFS,25.372 DFLS	09.90 - 12.92				131 146 	05.1991->		81.43701.6620
25.422 DFS,25.422 DFLS	09.90 - 12.92							81.43701.6721
26.272 DFS,26.272 DFLS	02.90 - 06.96							81.43701.6722
26.322 DFS,26.322 DFLS	02.90 - 06.96							
26.372 DF,26.372 DFL	02.90 - 06.96							
26.422 DF,26.422 DFL	02.90 - 06.96							
24.342 FNL,24.342 FNLL	05.94 - 05.95	F18		$\frac{1}{0}$	112 869 			81.43701.6442
24.402 FNL,24.402 FNLL	05.94 - 05.95							81.43701.6491
26.242 FNL, 26.242 FNLL				$\frac{0}{0}$	112 853 			81.43701.6564
26.262 FNL, 26.262 FNLL								81.43701.6584
26.272 FNL,26.272 FNLL	03.91 - 05.95				112 854 			81.43701.6620
26.292 4x2 FNL								81.43701.6568
26.302 FNL,26.302 FNLL	03.91 - 12.91				123 864 			81.43701.6605
26.322 FNL,26.322 FNLL	03.91 - 05.95	F19		$\frac{1}{T}$	112 859 			81.43701.6634
26.332 FNL, 26.332 FNLL					123 863 			81.43701.6597
26.362 FNL, 26.362 FNLL								81.43701.6612
				$\frac{0}{0}$	112 854 			81.43701.6633
								81.43701.6568
					112 853 			81.43701.6605
								81.43701.6564
								81.43701.6584
					123 864 			81.43701.6620
								81.43701.6634
24.372 FVL	05.90 - 12.90	F07		$\frac{1}{0}$	112 869 			81.43701.6442
24.372 FVLS	05.90 - 12.90							81.43701.6491
24.462 FVLS	05.87 - 07.87				112 929 			81.43701.6751
25.372 FVLS	09.90 - 10.93			$\frac{1}{T}$	112 859 			81.43701.6597
								81.43701.6612
					112 853 			81.43701.6564
								81.43701.6584
								81.43701.6620

Achtung: Unsere Artikel sind nur als Ersatz für die angegebenen OE-Nummern gültig. In der Spalte "Ref." ist lediglich ein Teil der OE-Nummern aufgeführt. Die vollständige Auflistung aller Vergleichsnummern finden Sie im Anhang.

Attention: The articles are only valid as replacement for the listed OE-numbers. In the column "Ref." only a selection of OE-No. is given. The complete listing you can see in the appendix. (151)






















MAN

F 90		06.86 - 12.97							
25.302 FNL,25.302 FNLL 25.322 FNL,25.322 FNLL 25.372 FNL,25.372 FNLL 25.422 FNL,25.422 FNLL	09.90 - 12.91 09.90 - 12.92 09.90 - 12.92 09.90 - 12.92	F05		$\frac{1}{0}$	112 869			81.43701.6442 81.43701.6491	
				$\frac{0}{0}$	112 853		81.43701.6564 81.43701.6584 81.43701.6620		
				$\frac{0}{0}$	112 854		81.43701.6568 81.43701.6605		
		F06		$\frac{1}{1}$	123 864 HD		81.43701.6634		
				$\frac{1}{1}$	112 859		81.43701.6597 81.43701.6612		
				$\frac{0}{0}$	112 853		81.43701.6564 81.43701.6584 81.43701.6620		
F05		$\frac{0}{0}$	112 854		81.43701.6568 81.43701.6605				
		$\frac{0}{0}$	123 864 HD		81.43701.6634				
		$\frac{0}{0}$	112 869		81.43701.6442 81.43701.6491				
26.272 6x2 FNL 26.302 6x2 FNL 26.322 6x2 FNL 26.372 6x2 FNL 26.422 6x2 FNL	09.90 - 12.95 09.90 - 12.91 09.90 - 12.95 01.92 - 06.96 05.94 - 06.96 01.92 - 12.95	F07		$\frac{1}{0}$	112 869		81.43701.6442 81.43701.6491		
				$\frac{1}{0}$	112 929		81.43701.6751		
				$\frac{1}{1}$	112 859		81.43701.6597 81.43701.6612		
		F18		$\frac{0}{0}$	112 853		81.43701.6564 81.43701.6584 81.43701.6620		
				$\frac{0}{0}$	112 869		81.43701.6442 81.43701.6491		
				$\frac{0}{0}$	112 853		81.43701.6564 81.43701.6584 81.43701.6620		
F16		$\frac{0}{0}$	112 854		81.43701.6568 81.43701.6605				
		$\frac{0}{0}$	123 864 HD		81.43701.6634				
		$\frac{0}{0}$	112 869		81.43701.6442 81.43701.6491				
26.362 DF,26.362 DFL	09.87 - 02.90	F16		$\frac{1}{0}$	112 869		81.43701.6442 81.43701.6491		
				$\frac{1}{0}$	112 929		81.43701.6751		
				$\frac{0}{0}$	112 853		81.43701.6564 81.43701.6584 81.43701.6620		

Achtung: Unsere Artikel sind nur als Ersatz für die angegebenen OE-Nummern gültig. In der Spalte "Ref." ist lediglich ein Teil der OE-Nummern aufgeführt. Die vollständige Auflistung aller Vergleichsnummern finden Sie im Anhang.
 Attention: The articles are only valid as replacement for the listed OE-numbers. In the column "Ref." only a selection of OE-No. is given. The complete listing you can see in the appendix. (151)

		Baumuster Model						Ref.
--	--	--------------------	---	---	---	--	---	------

MAN

F 90		06.86 - 12.97						
26.372 FNL,26.372 FNLL,26.372 FVL 26.402 FNL,26.402 FNLL,26.402 FVL 26.422 FNL,26.422 FNLL,26.422 FVL	09.90 - 12.95	F07		$\frac{1}{0}$	112 869 		81.43701.6442 81.43701.6491	
	05.94 - 06.96					112 929 		81.43701.6751
					$\frac{1}{T}$	112 859 		81.43701.6597 81.43701.6612
	09.90 - 12.95				$\frac{0}{0}$	112 853 		81.43701.6564 81.43701.6584 81.43701.6620
					$\frac{1}{0}$	112 869 		81.43701.6442 81.43701.6491
					$\frac{0}{0}$	112 853 		81.43701.6564 81.43701.6584 81.43701.6620
					$\frac{0}{0}$	112 854 		81.43701.6568 81.43701.6605
			F18		$\frac{0}{0}$	123 864 		81.43701.6634
					$\frac{1}{T}$	112 859 		81.43701.6597 81.43701.6612
					$\frac{1}{T}$	123 863 		81.43701.6633
					$\frac{0}{0}$	112 854 		81.43701.6568 81.43701.6605
					$\frac{0}{0}$	112 853 		81.43701.6564 81.43701.6584 81.43701.6620
				$\frac{0}{0}$	123 864 		81.43701.6634	

Achtung: Unsere Artikel sind nur als Ersatz für die angegebenen OE-Nummern gültig. In der Spalte "Ref." ist lediglich ein Teil der OE-Nummern aufgeführt. Die vollständige Auflistung aller Vergleichsnummern finden Sie im Anhang.
 Attention: The articles are only valid as replacement for the listed OE-numbers. In the column "Ref." only a selection of OE-No. is given. The complete listing you can see in the appendix. (151)















































MAN

F 90		06.86 - 12.97						
28.262 T 8x4 VF		F13		$\frac{1}{0}$	112 869	->12.1991		81.43701.6442
28.272 T 8x4 VF				$\frac{1}{0}$	170 507	01.1992->		81.43701.6491
28.292 T 8x4 VF								81.43701.6699
28.302 T 8x4 VF								
28.322 T 8x4 VF								
28.332 T 8x4 VF								
28.362 T 8x4 VF								
28.372 T 8x4 VF								
28.422 T 8x4 VF								
30.262 T 8x4 VF								
30.272 T 8x4 VF								
30.292 T 8x4 VF								
30.302 T 8x4 VF								
30.322 T 8x4 VF								
30.332 T 8x4 VF								
30.362 T 8x4 VF								
30.372 T 8x4 VF								
30.422 T 8x4 VF								
31.262 T 8x4 VF								
31.272 T 8x4 VF								
31.292 T 8x4 VF								
31.302 T 8x4 VF								
31.322 T 8x4 VF								
31.332 T 8x4 VF								
31.362 T 8x4 VF								
31.372 T 8x4 VF								
31.422 T 8x4 VF								
32.272 VF	02.90 - 04.95							
32.272 VFK	02.90 - 04.95							
32.322 VF	02.90 - 06.96							
32.322 VFK	02.90 - 06.96							
32.372 VF, 249 kW	02.90 - 06.96							
32.372 VFK, 249 kW	05.90 - 04.95							
32.372 VF, 272 kW	02.90 - 06.96							
32.372 VFK, 272 kW	02.90 - 06.96							
32.422 VF	02.90 - 06.96							
32.422 VFK	02.90 - 06.96							
33.262 T 8x4 VF								
33.272 T 8x4 VF								
33.292 T 8x4 VF								
33.302 T 8x4 VF								
33.322 T 8x4 VF								
33.332 T 8x4 VF								
33.362 T 8x4 VF								
33.372 T 8x4 VF								
33.422 T 8x4 VF								
38.292 8x2 VFNL		F17		$\frac{1}{0}$	112 869			81.43701.6442
38.302 8x2 VFNL				$\frac{1}{T}$	112 325			81.43701.6491
38.332 8x2 VFNL				$\frac{1}{T}$				81.43701.6492
38.362 8x2 VFNL								81.43701.6493
38.372 8x2 VFNL								
38.422 8x2 VFNL								
F 90 Unterflur		06.86 - 09.96						
14.262 4x2 U	- 05.90	U20		$\frac{1}{0}$	112 869			81.43701.6442
14.272 4x2 U	- 05.90			$\frac{1}{T}$	112 325			81.43701.6491
17.262 4x2 U	- 05.90			$\frac{1}{T}$				81.43701.6492
17.272 4x2 U	- 05.90							81.43701.6493

Achtung: Unsere Artikel sind nur als Ersatz für die angegebenen OE-Nummern gültig. In der Spalte "Ref." ist lediglich ein Teil der OE-Nummern aufgeführt. Die vollständige Auflistung aller Vergleichsnummern finden Sie im Anhang.
 Attention: The articles are only valid as replacement for the listed OE-numbers. In the column "Ref." only a selection of OE-No. is given. The complete listing you can see in the appendix. (151)

		Baumuster Model						Ref.
--	--	--------------------	---	---	---	--	---	------






































MAN

F 90 Unterflur		06.86 - 09.96						
16.322 U, 16.322 ULL 16.332 U, 16.332 ULL 16.362 U, 16.362 ULL 16.372 U, 16.372 ULL 16.422 U, 16.422 ULL 19.322 U, 19.322 ULL 19.372 U, 19.372 ULL 19.422 U, 19.422 ULL	02.90 - 05.94 02.90 - 05.94 02.90 - 05.94	U11		$\frac{1}{0}$	112 869 		81.43701.6442 81.43701.6491	
		U13		$\frac{1}{T}$	112 859 	->05.1990	81.43701.6597 81.43701.6612	
				$\frac{1}{T}$	123 863 HD 		81.43701.6633	
			$\frac{0}{0}$	112 853 	->05.1990	81.43701.6564 81.43701.6584 81.43701.6620		
			$\frac{0}{0}$	123 864 HD 		81.43701.6634		
		16.332 U, 16.332 ULL 16.362 U, 16.362 ULL 19.332 U, 19.332 ULL 19.362 U, 19.362 ULL	07.86 - 02.90 07.86 - 01.91	U01		$\frac{1}{0}$	112 869 	->04.1988
	$\frac{1}{T}$				112 325 	->04.1988	81.43701.6492 81.43701.6493	
U03				$\frac{1}{T}$	112 859 		81.43701.6597 81.43701.6612	
				$\frac{1}{T}$	123 863 HD 		81.43701.6633	
				$\frac{0}{0}$	112 853 		81.43701.6564 81.43701.6584 81.43701.6620	
				$\frac{0}{0}$	123 864 HD 		81.43701.6634	
22.322 UNL, 22.322 UNLL 22.332 UNL, 22.332 UNLL 22.362 UNL, 22.362 UNLL 22.372 UNL, 22.372 UNLL 22.422 UNL, 22.422 UNLL 24.322 UNL, 24.322 UNLL 24.372 UNL, 24.372 UNLL 24.422 UNL, 24.422 UNLL 25.332 UNL, 25.332 UNLL 25.362 UNL, 25.362 UNLL 26.332 UNL, 26.332 UNLL 26.362 UNL, 26.362 UNLL	02.90 - 12.90 02.90 - 12.90 02.90 - 12.90	U15		$\frac{1}{0}$	112 869 	->04.1990	81.43701.6442 81.43701.6491	
				$\frac{1}{0}$	170 507 	05.1990->	81.43701.6699	
			$\frac{0}{0}$	112 854 		81.43701.6568 81.43701.6605		
			$\frac{0}{0}$	123 864 HD 		81.43701.6634		
		U16		$\frac{1}{T}$	112 859 		81.43701.6597 81.43701.6612	
				$\frac{1}{T}$	123 863 HD 		81.43701.6633	
				$\frac{0}{0}$	112 853 		81.43701.6564 81.43701.6584 81.43701.6620	
				$\frac{0}{0}$	112 854 		81.43701.6568 81.43701.6605	
		$\frac{0}{0}$	123 864 HD 		81.43701.6634			
		22.332 UNL, 22.332 UNLL 22.362 UNL, 22.362 UNLL 22.372 UNL, 22.372 UNLL 22.422 UNL, 22.422 UNLL 24.332 UNL, 24.332 UNLL 24.362 UNL, 24.362 UNLL 25.332 UNL, 25.332 UNLL 25.362 UNL, 25.362 UNLL 26.332 UNL, 26.332 UNLL 26.362 UNL, 26.362 UNLL	10.86 - 02.90 10.86 - 02.90	U05		$\frac{1}{0}$	112 869 	
	$\frac{0}{0}$				112 853 		81.43701.6564 81.43701.6584 81.43701.6620	
$\frac{0}{0}$	112 854 				81.43701.6568 81.43701.6605			
	123 864 HD 				81.43701.6634			
U06				$\frac{1}{T}$	112 859 		81.43701.6597 81.43701.6612	
				$\frac{1}{T}$	123 863 HD 		81.43701.6633	
				$\frac{0}{0}$	112 853 		81.43701.6564 81.43701.6584 81.43701.6620	
				$\frac{0}{0}$	112 854 		81.43701.6568 81.43701.6605	
$\frac{0}{0}$	123 864 HD 				81.43701.6634			

Achtung: Unsere Artikel sind nur als Ersatz für die angegebenen OE-Nummern gültig. In der Spalte "Ref." ist lediglich ein Teil der OE-Nummern aufgeführt. Die vollständige Auflistung aller Vergleichsnummern finden Sie im Anhang.
 Attention: The articles are only valid as replacement for the listed OE-numbers. In the column "Ref." only a selection of OE-No. is given. The complete listing you can see in the appendix. (151)

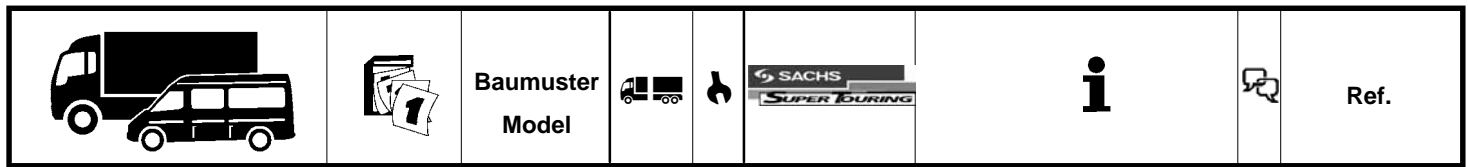
		Baumuster Model						Ref.
--	--	--------------------	---	---	---	--	---	------

MAN

F 2000		01.94 -							
19.273 F, FL, FLL 19.323 FC,19.323 FLC,19.323 FLLC 19.323 FS,19.323 FLS,19.323 FLLS	01.94 -	T01		$\frac{1}{O}$	125 148 	Achslast [t] / Axle Load [t]: 7,5	(6)	81.43701.6793	
	01.94 - 12.95				125 148 	Achslast [t] / Axle Load [t]: 8	(6)		
					125 857 	Achslast [t] / Axle Load [t]: 9	(6)		
					125 858 	Achslast [t] / Axle Load [t]: 9,5	(6)		
					131 118 				
					131 223 				
	01.94 - 12.95	T03		$\frac{1}{T}$	112 859 			81.43701.6597	
					123 863 			81.43701.6612	
					131 857 	verstellbar / Adjustable	(144)	81.43701.6633	
				$\frac{O}{O}$	112 853 	->03.1995			81.43701.6564
					125 149 	04.1995->			81.43701.6584
					123 864 				81.43701.6620
01.94 - 12.95	T01		$\frac{1}{O}$	125 148 	Achslast [t] / Axle Load [t]: 7,1	(6)	81.43701.6793		
				125 148 	Achslast [t] / Axle Load [t]: 8	(6)			
01.94 - 12.95	T01		$\frac{1}{O}$	125 148 	Achslast [t] / Axle Load [t]: 9	(6)	81.43701.6793		
				125 857 	Achslast [t] / Axle Load [t]: 8	(6)			
				125 858 	Achslast [t] / Axle Load [t]: 9,5	(6)			
				131 118 					
				131 223 					
				131 223 					
01.94 - 12.95	T01		$\frac{1}{T}$	112 859 			81.43701.6795		
				131 118 					
				131 223 					
				123 863 			81.43701.6837		
				123 863 					
				131 857 	verstellbar / Adjustable	(144)	81.43701.6815		
01.96 - 01.96 -	T50 T20		$\frac{O}{O}$	123 864 			81.43701.6634		
				123 863 			81.43701.6633		
				123 863 			81.43701.6633		
				123 864 			81.43701.6634		

Achtung: Unsere Artikel sind nur als Ersatz für die angegebenen OE-Nummern gültig. In der Spalte "Ref." ist lediglich ein Teil der OE-Nummern aufgeführt. Die vollständige Auflistung aller Vergleichsnummern finden Sie im Anhang.

Attention: The articles are only valid as replacement for the listed OE-numbers. In the column "Ref." only a selection of OE-No. is given. The complete listing you can see in the appendix. (151)




































MAN

F 2000		01.94 -							
19.293 FC,19.293 FLC,19.293 FLLC 19.293 FS,19.293 FLS,19.293 FLLS 19.343 FC,19.343 FLC,19.343 FLLC 19.343 FS,19.343 FLS,19.343 FLLS	01.94 -	T01		$\frac{1}{O}$	125 148	->09.1997 Achslast [t] / Axle Load [t]: 7,1	(6)	81.43701.6793	
	01.94 -			$\frac{1}{O}$	125 963	09.1997-> Achslast [t] / Axle Load [t]: 7,1	(6)	81.43701.6804	
	01.94 -			$\frac{1}{O}$		Achslast [t] / Axle Load [t]: 8	(6)	81.43701.6793	
	01.94 -					Achslast [t] / Axle Load [t]: 9	(6)	81.43701.6794	
	01.94 -					Achslast [t] / Axle Load [t]: 8	(6)	82.43701.6017	
							$\frac{1}{T}$	131 118	
						131 223			81.43701.6837
			T03		$\frac{1}{T}$	112 859			81.43701.6597 81.43701.6612
		$\frac{1}{T}$			123 863 HD			81.43701.6633	
					131 857	verstellbar / Adjustable	(144)	81.43701.6815	
					$\frac{O}{O}$	112 853	->03.1995		81.43701.6564 81.43701.6584 81.43701.6620
				$\frac{O}{O}$	125 149	04.1995->		81.43701.6710 81.43701.6827	
				$\frac{O}{O}$	123 864 HD			81.43701.6634	
						131 858	verstellbar / Adjustable	(144)	81.43701.6816
			T20		$\frac{1}{T}$	112 859			81.43701.6597 81.43701.6612
					$\frac{1}{T}$	123 863			81.43701.6633
						131 857	verstellbar / Adjustable	(144)	81.43701.6815
				$\frac{1}{T}$	123 863 HD			81.43701.6633	
				131 857	verstellbar / Adjustable	(144)	81.43701.6815		
				$\frac{O}{O}$	125 149			81.43701.6710 81.43701.6827	
			$\frac{O}{O}$	123 864 HD			81.43701.6634		
19.293 FK,19.293 FLK 19.343 FK,19.343 FLK	01.94 -	T01		$\frac{1}{O}$	125 148	->09.1997 Achslast [t] / Axle Load [t]: 7,1	(6)	81.43701.6793	
	01.94 -			$\frac{1}{O}$	125 963	09.1997-> Achslast [t] / Axle Load [t]: 7,1	(6)	81.43701.6804	
				$\frac{1}{O}$		Achslast [t] / Axle Load [t]: 8	(6)	81.43701.6793	
						Achslast [t] / Axle Load [t]: 9	(6)	81.43701.6794	
						Achslast [t] / Axle Load [t]: 8	(6)	82.43701.6017	
						$\frac{1}{T}$	131 118		
				131 223			81.43701.6837		

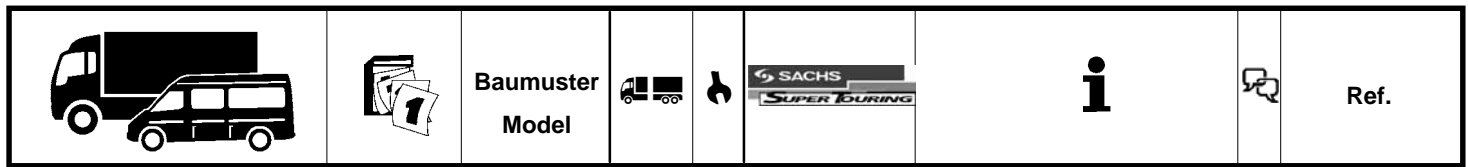
Achtung: Unsere Artikel sind nur als Ersatz für die angegebenen OE-Nummern gültig. In der Spalte "Ref." ist lediglich ein Teil der OE-Nummern aufgeführt. Die vollständige Auflistung aller Vergleichsnummern finden Sie im Anhang.
 Attention: The articles are only valid as replacement for the listed OE-numbers. In the column "Ref." only a selection of OE-No. is given. The complete listing you can see in the appendix. (151)

		Baumuster Model						Ref.
--	--	--------------------	---	---	---	--	---	------

MAN

F 2000		01.94 -								
19.373 FAC	01.94 -	T34J T34		$\frac{1}{0}$	125 857			81.43701.6794		
19.373 FAK, FA-KI	01.94 -				125 858			82.43701.6017		
19.373 FAS	01.94 -			$\frac{1}{1}$	131 118			81.43701.6795		
19.403 FAC	01.94 -						*			
19.403 FAK, FA-KI	01.94 -									
19.403 FAS	01.94 -									
19.423 FAC	01.94 - 12.95									
19.423 FAK, FA-KI	01.94 -									
19.423 FAS	01.94 - 12.95									
19.463 FAC	01.94 -									
19.463 FAK, FA-KI	01.94 -									
19.463 FAS	01.94 -									
19.464 FAK, FA-KI	06.98 -									
19.464 FAS	06.98 -									
21.373 4x4 FA	08.94 -									
21.403 4x4 FA	08.94 -									
21.423 4x4 FA	08.94 -									
21.463 4x4 FA	08.94 -									
19.373 FC, FLC, FLLC, FRC, FLRC, F-NL	01.94 -	T31		$\frac{1}{0}$	125 148		Achslast [t] / Axle Load [t]: 7,1	(6) 81.43701.6793		
19.373 FS, FLS, FLLS, FRS, FLRS, FLLRS	01.94 -				125 148		Achslast [t] / Axle Load [t]: 8	(6) 81.43701.6793		
19.423 FC, FLC, FLLC, F-NL	01.94 -				125 857		Achslast [t] / Axle Load [t]: 9	(6) 81.43701.6794		
19.423 FS, FLS, FLLS	01.94 -				125 858		Achslast [t] / Axle Load [t]: 9,5	(6) 82.43701.6017		
			T32		$\frac{1}{1}$	131 118			81.43701.6795	
								*		
					$\frac{1}{0}$	125 148			81.43701.6793	
						112 853		->03.1995		81.43701.6564 81.43701.6584 81.43701.6620
						125 149		04.1995->		81.43701.6710 81.43701.6827
						123 864				81.43701.6634
				T33		$\frac{1}{1}$	112 859			81.43701.6597 81.43701.6612
							123 863			
19.373 FK, FLK, F-KI, FL-KI	01.94 -	T31		$\frac{1}{0}$	125 148		Achslast [t] / Axle Load [t]: 8	(6) 81.43701.6793		
19.423 FK, FLK, F-KI, FL-KI	01.94 -				125 148		Achslast [t] / Axle Load [t]: 9	(6) 81.43701.6793		
					125 857		Achslast [t] / Axle Load [t]: 7,1	(6) 81.43701.6793		
					125 858		Achslast [t] / Axle Load [t]: 8	(6) 81.43701.6794		
			T32		$\frac{1}{1}$	125 858		Achslast [t] / Axle Load [t]: 9,5	(6) 82.43701.6017	
						131 118				81.43701.6795
					$\frac{1}{0}$	125 148			81.43701.6793	
						112 853		->03.1995		81.43701.6564 81.43701.6584 81.43701.6620
						125 149		04.1995->		81.43701.6710 81.43701.6827
						123 864				81.43701.6634

Achtung: Unsere Artikel sind nur als Ersatz für die angegebenen OE-Nummern gültig. In der Spalte "Ref." ist lediglich ein Teil der OE-Nummern aufgeführt. Die vollständige Auflistung aller Vergleichsnummern finden Sie im Anhang.
 Attention: The articles are only valid as replacement for the listed OE-numbers. In the column "Ref." only a selection of OE-No. is given. The complete listing you can see in the appendix. (151)








































MAN

F 2000		01.94 -								
19.403 FC, FLC, FLLC, FRC, FLRC, F-NL 19.403 FS, FLS, FLLS, FRS, FLRS, FLLRS 19.463 FC, FLC, FLLC, FRC, FLRC, F-NL 19.463 FS, FLS, FLLS, FRS, FLRS, FLLRS	01.94 -	T31		$\frac{1}{O}$	125 148	->09.1997 Achslast [t] / Axle Load [t]: 7,1	(6)	81.43701.6793		
	01.94 -			$\frac{1}{O}$	125 963	09.1997-> Achslast [t] / Axle Load [t]: 7,1	(6)	81.43701.6804		
	01.94 -			$\frac{1}{O}$	125 148	Achslast [t] / Axle Load [t]: 8	(6)	81.43701.6793		
	01.94 -				125 857	Achslast [t] / Axle Load [t]: 8	(6)	81.43701.6794		
					125 858	Achslast [t] / Axle Load [t]: 9,5	(6)	82.43701.6017		
						$\frac{1}{T}$	131 118			81.43701.6795
			T32		$\frac{1}{O}$	125 148	->08.1997		81.43701.6793	
		$\frac{1}{O}$			125 963	09.1997->		81.43701.6804		
						$\frac{O}{O}$	112 853	->03.1995		81.43701.6564 81.43701.6584 81.43701.6620
					$\frac{O}{O}$	125 149	04.1995->		81.43701.6710 81.43701.6827	
					$\frac{O}{O}$	123 864 HD			81.43701.6634	
					T33		$\frac{1}{T}$	112 859		
			$\frac{1}{T}$	123 863 HD					81.43701.6633	
			T50		$\frac{1}{T}$	112 859			81.43701.6597 81.43701.6612	
						123 863			81.43701.6633	
						131 857	verstellbar / Adjustable	(144)	81.43701.6815	
					$\frac{O}{O}$	123 863 HD			81.43701.6633	
						131 857	verstellbar / Adjustable	(144)	81.43701.6815	
						125 149			81.43701.6710 81.43701.6827	
				$\frac{O}{O}$	123 864 HD			81.43701.6634		
19.403 FK, FLK, F-KI, FL-KI 19.463 FK, FLK, F-KI, FL-KI	01.94 -	T31		$\frac{1}{O}$	125 148	->09.1997 Achslast [t] / Axle Load [t]: 7,1	(6)	81.43701.6793		
	01.94 -			$\frac{1}{O}$	125 963	09.1997-> Achslast [t] / Axle Load [t]: 7,1	(6)	81.43701.6804		
				$\frac{1}{O}$	125 148	Achslast [t] / Axle Load [t]: 8	(6)	81.43701.6793		
					125 857	Achslast [t] / Axle Load [t]: 8	(6)	81.43701.6794		
					125 858	Achslast [t] / Axle Load [t]: 9,5	(6)	82.43701.6017		
						$\frac{1}{T}$	131 118			81.43701.6795
			T32		$\frac{1}{O}$	125 148	->08.1997		81.43701.6793	
		$\frac{1}{O}$			125 963	09.1997->		81.43701.6804		
						$\frac{O}{O}$	112 853	->03.1995		81.43701.6564 81.43701.6584 81.43701.6620
					$\frac{O}{O}$	125 149	04.1995->		81.43701.6710 81.43701.6827	
					$\frac{O}{O}$	123 864 HD			81.43701.6634	
						$\frac{O}{O}$				

Achtung: Unsere Artikel sind nur als Ersatz für die angegebenen OE-Nummern gültig. In der Spalte "Ref." ist lediglich ein Teil der OE-Nummern aufgeführt. Die vollständige Auflistung aller Vergleichsnummern finden Sie im Anhang.
 Attention: The articles are only valid as replacement for the listed OE-numbers. In the column "Ref." only a selection of OE-No. is given. The complete listing you can see in the appendix. (151)

		Baumuster Model						Ref.
--	--	--------------------	---	---	---	--	---	------

MAN

F 2000		01.94 -										
19.464 FC, FLC, FLLC, FLL, FRC, FLLR, FLLRC, FLLW, F-NL 19.464 FS, FLS, FLLS, FRS, FLRS, FLLRS	06.98 -	T31		$\frac{1}{O}$	125 148 	Achslast [t] / Axle Load [t]: 8	(6)	81.43701.6793				
						Achslast [t] / Axle Load [t]: 9	(6)					
						Achslast [t] / Axle Load [t]: 8	(6)		81.43701.6794			
						Achslast [t] / Axle Load [t]: 9,5	(6)		82.43701.6017			
						Achslast [t] / Axle Load [t]: 7,1	(6)		81.43701.6804			
	06.98 -			$\frac{1}{T}$	131 118 			81.43701.6795				
		T32		$\frac{1}{O}$	125 963 			81.43701.6804				
						$\frac{O}{O}$	125 149 		81.43701.6710			
						$\frac{O}{O}$	123 864 HD 		81.43701.6634			
		T33		$\frac{1}{T}$	112 859 			81.43701.6597				
					$\frac{1}{T}$	123 863 HD 		81.43701.6612 81.43701.6633				
19.464 FK, FLK, F-KI, FL-KI	06.98 -	T31		$\frac{1}{O}$	125 148 	Achslast [t] / Axle Load [t]: 8	(6)	81.43701.6793				
						Achslast [t] / Axle Load [t]: 9	(6)					
						Achslast [t] / Axle Load [t]: 8	(6)		81.43701.6794			
						Achslast [t] / Axle Load [t]: 9,5	(6)		82.43701.6017			
						Achslast [t] / Axle Load [t]: 7,1	(6)		81.43701.6804			
	06.98 -			$\frac{1}{T}$	131 118 			81.43701.6795				
		T32		$\frac{1}{O}$	125 963 			81.43701.6804				
						$\frac{O}{O}$	125 149 		81.43701.6710			
						$\frac{O}{O}$	123 864 HD 		81.43701.6827 81.43701.6634			
	23.373 6x2/2 FNLL 23.403 FNLLC 23.423 6x2/2 FNLL 23.463 FNLLC 24.373 FNLLC 24.403 FNLLC 24.423 FNLLC 24.463 FNLLC	01.94 -	T35, T37		$\frac{1}{T}$	112 859 			81.43701.6597			
						$\frac{1}{T}$	123 863 HD 		81.43701.6612			
01.94 -							$\frac{O}{O}$	125 149 		81.43701.6710		
01.94 - 12.95							$\frac{O}{O}$	123 864 HD 		81.43701.6827		
01.94 - 12.95							$\frac{O}{O}$			81.43701.6634		
24.273 6x2/2 FNL 24.323 6x2/2 FNL 24.343 6x2/2 FNL 26.323 FNLC,26.323 FNLLC,26.323 FVLC 26.323 FNLS,26.323 FVLS 26.343 FNLC,26.343 FNLLC,26.343 FVLC 26.343 FNLS,26.343 FVLS	01.94 - 12.95	T06		$\frac{1}{O}$	125 148 			81.43701.6793				
	01.94 - 12.95						$\frac{O}{O}$	125 149 		81.43701.6710		
	01.94 - 12.95									81.43701.6827		
	01.94 -											
	01.94 -											
26.273 DFC,26.273 DFLLC 26.273 DFK,26.273 DFLK 26.273 DFS,26.273 DFLLS 26.293 DFC,26.293 DFLLC 26.293 DFK,26.293 DFLK 26.293 DFS,26.293 DFLLS 26.323 DFC,26.323 DFLLC 26.323 DFK,26.323 DFLK 26.323 DFS,26.323 DFLLS 26.343 DFC,26.343 DFLLC 26.343 DFK,26.343 DFLK 26.343 DFS,26.343 DFLLS	01.94 - 12.95	T09		$\frac{1}{O}$	125 857 	Sattelschlepper / Truck Tractor	(95)	81.43701.6794				
	01.94 - 12.95						Kipper / Dumptruck		(56)			
	01.94 - 12.95						125 858 		Sattelschlepper / Truck Tractor	(95)	82.43701.6017	
	01.94 - 12.95								Kipper / Dumptruck	(56)		
	01.94 -						$\frac{1}{O}$		112 322 	Kipper / Dumptruck	(56)	81.43701.6594
	01.94 -						$\frac{1}{O}$				81.43701.6757	
	01.94 -						$\frac{1}{O}$		280 925 	Sattelschlepper / Truck Tractor	(95)	81.43701.6685
	01.94 - 12.95											
	01.94 - 12.95											
	01.94 - 12.95											
	01.94 -											
	01.94 -											
	01.94 -											
	01.94 -											

Achtung: Unsere Artikel sind nur als Ersatz für die angegebenen OE-Nummern gültig. In der Spalte "Ref." ist lediglich ein Teil der OE-Nummern aufgeführt. Die vollständige Auflistung aller Vergleichsnummern finden Sie im Anhang.

Attention: The articles are only valid as replacement for the listed OE-numbers. In the column "Ref." only a selection of OE-No. is given. The complete listing you can see in the appendix. (151)











































MAN

F 2000		01.94 -					
26.373 DF		T42 T48		$\frac{1}{0}$	125 857		81.43701.6794
26.404 DF					125 858		82.43701.6017
26.423 DF							
26.464 DF							
27.373 DFAC	01.94 -						
27.373 DFAK, DFA-KI	01.94 -						
27.373 DFAS	01.94 -						
27.373 DFC	01.94 -						
27.373 DFK, DF-KI	01.94 -						
27.373 DFS	01.94 -						
27.403 DFAC	01.94 -						
27.403 DFAK, DFA-KI	01.94 -						
27.403 DFAS	01.94 -						
27.403 DFC	01.94 -						
27.403 DFK, DF-KI	01.94 -						
27.403 DFS	01.94 -						
27.423 DFAC	01.94 -						
27.423 DFAK, DFA-KI	01.94 -						
27.423 DFAS	01.94 - 12.95						
27.423 DFC	01.94 -						
27.423 DFK, DF-KI	01.94 -						
27.423 DFS	01.94 -						
27.463 DFAC	01.94 -						
27.463 DFAK, DFA-KI	01.94 -						
27.463 DFAS	01.94 -						
27.463 DFC	01.94 -						
27.463 DFK, DF-KI	01.94 -						
27.463 DFS	01.94 -						
28.373	01.94 -						
28.403	01.94 -						
28.423	01.94 -						
28.463	01.94 -						
33.373 DFAC	01.94 -						
33.373 DFAK, DFA-KI	01.94 -						
33.373 DFAS	01.94 -						
33.373 DFC	01.94 -						
33.373 DFK, DF-KI	01.94 -						
33.373 DFS, DFRS	01.94 -						
33.403 DFAC	01.94 -						
33.403 DFAK, DFA-KI	01.94 -						
33.403 DFAS	01.94 -						
33.403 DFC	01.94 -						
33.403 DFK, DF-KI	01.94 -						
33.403 DFS, DFRS	01.94 -						
33.423 DFAC	01.94 -						
33.423 DFAK, DFA-KI	01.94 -						
33.423 DFAS	01.94 -						
33.423 DFC	01.94 -						
33.423 DFK, DF-KI	01.94 -						
33.423 DFS, DFRS	01.94 -						
33.463 DFAC	01.94 -						
33.463 DFAK, DFA-KI	01.94 -						
33.463 DFAS	01.94 -						
33.463 DFC	01.94 -						
33.463 DFK, DF-KI	01.94 -						
33.463 DFS, DFRS	01.94 -						
38.463							

Achtung: Unsere Artikel sind nur als Ersatz für die angegebenen OE-Nummern gültig. In der Spalte "Ref." ist lediglich ein Teil der OE-Nummern aufgeführt. Die vollständige Auflistung aller Vergleichsnummern finden Sie im Anhang.
 Attention: The articles are only valid as replacement for the listed OE-numbers. In the column "Ref." only a selection of OE-No. is given. The complete listing you can see in the appendix. (151)

		Baumuster Model						Ref.
--	--	--------------------	---	---	---	--	---	------


































MAN

F 2000		01.94 -							
26.373 DFC,26.373 DFCL	01.94 - 12.95	T39		$\frac{1}{0}$	125 857			81.43701.6794	
26.373 DFK,26.373 DFLK	01.94 - 12.95			$\frac{1}{0}$	125 858			82.43701.6017	
26.373 DFS,26.373 DFSL	01.94 - 12.95	T40		$\frac{1}{0}$	112 322	(x4) 		81.43701.6594	
26.403 DFC,26.403 DFCL	01.94 -			$\frac{1}{0}$	125 857			81.43701.6757	
26.403 DFK,26.403 DFLK	01.94 -			$\frac{0}{0}$	125 149	(x4) 		81.43701.6710	
26.403 DFS,26.403 DFSL	01.94 -			$\frac{0}{0}$				81.43701.6827	
26.423 DFC,26.423 DFCL	01.94 - 12.95								
26.423 DFK,26.423 DFLK	01.94 - 12.95								
26.423 DFS,26.423 DFSL	01.94 - 12.95								
26.463 DFC, DFCL	01.94 -								
26.463 DFK,26.463 DFLK	01.94 -								
26.463 DFS,26.463 DFSL	01.94 -								
27.373 DF, 27.373 DFL	01.94 -								
27.403 DF, 27.403 DFL	01.94 -								
27.423 DF, 27.423 DFL	01.94 -								
27.463 DF, 27.463 DFL	01.94 -								
26.373 FNLC,26.373 FNLLC,26.373 FVLC	01.94 - 12.95	T36		$\frac{1}{0}$	125 148			81.43701.6793	
26.403 FNLC,26.403 FNLLC,26.403 FVLC	01.94 -			$\frac{0}{0}$	123 864			81.43701.6634	
26.423 FNLC,26.423 FNLLC,26.423 FVLC	01.94 - 12.95	T37		$\frac{1}{1}$	112 859			81.43701.6597	
26.463 FNLC, FNLLC, FVLC	01.94 -			$\frac{1}{1}$	123 863	HD 		81.43701.6612	
				$\frac{0}{0}$	125 149			81.43701.6633	
				$\frac{0}{0}$	123 864	HD 		81.43701.6710	
				$\frac{0}{0}$	123 864			81.43701.6827	
				$\frac{0}{0}$	123 864			81.43701.6634	
26.403 FNLS,26.403 FVLS	01.94 -	T36		$\frac{1}{0}$	125 148			81.43701.6793	
				$\frac{0}{0}$	123 864			81.43701.6634	
35.314 VF (FE310A)	06.98 -	T46		$\frac{1}{0}$	125 857		->01.1998	81.43701.6794	
35.364 VF. (FE360A)	06.98 -						Achslast [t] / Axle Load [t]: 7,1	(6)	
35.403 VF, VFC, VFRC	08.95 -						Achslast [t] / Axle Load [t]: 8	(6)	
35.403 VFK, VF-HK, VF-KI	03.02 -						Achslast [t] / Axle Load [t]: 9	(6)	
35.414 VF. (FE410A)	06.98 -			$\frac{1}{0}$	131 256		02.1998->	81.43701.6888	
35.463 VF, VFC, VFRC	06.98 -						Achslast [t] / Axle Load [t]: 7,1	(6)	
35.463 VFK, VF-HK, VF-KI	08.95 -						Achslast [t] / Axle Load [t]: 8	(6)	
41.364 VF. (FE360A)	06.98 -			$\frac{1}{0}$	125 857		Achslast [t] / Axle Load [t]: 9	(6)	
41.403 VF, VFC, VFRC	06.98 -						Achslast [t] / Axle Load [t]: 6,5	(6)	
41.403 VFK, VF-HK, VF-KI	08.95 -						Achslast [t] / Axle Load [t]: 7,5	(6)	
41.414 VF. (FE410A)	08.95 -						Achslast [t] / Axle Load [t]: 7,1	(6)	
41.463 VF, VFC, VFRC	06.98 -						Achslast [t] / Axle Load [t]: 8	(6)	
41.463 VFK, VF-HK, VF-KI	08.95 -						Achslast [t] / Axle Load [t]: 9	(6)	
	06.98 -						Achslast [t] / Axle Load [t]: 7,1	(6)	
	08.95 -					Achslast [t] / Axle Load [t]: 8	(6)		
	08.95 -					Achslast [t] / Axle Load [t]: 9	(6)		
	08.95 -					Achslast [t] / Axle Load [t]: 6,5	(6)		
	08.95 -					Achslast [t] / Axle Load [t]: 7,5	(6)		
	08.95 -		$\frac{1}{0}$	125 857	(x4) 		81.43701.6794		
	08.95 -			$\frac{0}{0}$	300 001	(x4) 		81.43701.6934	
							81.43702.6016		
							81.43701.6868		
									

Achtung: Unsere Artikel sind nur als Ersatz für die angegebenen OE-Nummern gültig. In der Spalte "Ref." ist lediglich ein Teil der OE-Nummern aufgeführt. Die vollständige Auflistung aller Vergleichsnummern finden Sie im Anhang.
 Attention: The articles are only valid as replacement for the listed OE-numbers. In the column "Ref." only a selection of OE-No. is given. The complete listing you can see in the appendix. (151)

		Baumuster Model						Ref.
--	--	--------------------	---	---	---	--	---	------





















































MAN

G 10.79 - 08.88								
6.90 F	10.79 - 09.87	561 560		$\frac{1}{T}$	101 993 			81.43701.6354
6.90 FK	10.79 - 09.87							81.43701.6392
8.136 F,8.136 FL	10.79 - 09.87							81.43701.6410
8.136 FK	10.79 - 08.88				$\frac{0}{0}$	106 469 		81.43701.6338
8.90 F	10.79 - 09.87							81.43701.6452
8.90 FK	10.79 - 09.87							
9.136 F,9.136 FL	10.79 - 09.87							
9.136 FK	10.79 - 08.88							
8.136 FA, FAR	05.83 - 05.90	565		$\frac{0}{0}$	106 469 			81.43701.6338
8.136 FAE	12.83 - 08.88							81.43701.6452
9.136 FA, FAR	05.83 - 05.90							
9.136 FAE	12.83 - 08.88							
10.136 F,10.136 FL	09.81 - 09.87	562 491		$\frac{1}{T}$	101 993 			81.43701.6354
								81.43701.6392
						112 896 		81.43701.6410
					$\frac{0}{0}$	106 469 		81.43701.6665
								81.43701.6338
								81.43701.6452
G 90 09.87 - 05.95								
6.90	09.87 -	L04 L01 L02 L03		$\frac{1}{T}$	101 993 			81.43701.6354
6.100 F	09.87 - 10.93							81.43701.6392
6.100 FK	09.87 - 10.93							81.43701.6410
8.100 F	09.87 - 10.93				$\frac{0}{0}$	106 469 		81.43701.6338
8.100 FK	09.87 - 10.93							81.43701.6452
8.136 FA								
8.136 FS								
8.150 FK	09.87 - 10.93							
9.100 F,FR	09.87 -							
9.136 FA								
9.136 FS								
9.150 FK	09.87 - 10.93							
9.150 FS								
10.150 FK	09.87 - 10.93							
8.136 FL	09.87 -	L02		$\frac{1}{T}$	101 993 			81.43701.6354
8.150 F,8.150 FL, 110-114 kW	09.87 - 10.93							81.43701.6392
9.136 FL	09.87 -				$\frac{0}{0}$	112 895 	->07.1988	81.43701.6410
					131 038 	08.1988->	81.43701.6610	
							81.43701.6666	
8.150 F,8.150 FL, 92 kW	05.90 - 10.93	L04 L02		$\frac{1}{T}$	101 993 			81.43701.6354
9.150 F,9.150 FL, 92 kW	05.90 - 10.93							81.43701.6392
10.150 F,10.150 FL, 92 kW	05.90 - 10.93							81.43701.6410
				$\frac{0}{0}$	112 895 		81.43701.6610	
					106 469 		81.43701.6338	
							81.43701.6452	
8.150 FAE	05.88 - 05.95	L03		$\frac{0}{0}$	106 469 			81.43701.6338
9.150 FAE	05.88 - 05.92							81.43701.6452
8.150 FS,8.150 FLS	09.87 - 10.93	L04 L02		$\frac{1}{T}$	101 993 			81.43701.6354
9.150 F,9.150 FL, 110-114 kW	09.87 - 10.93							81.43701.6392
9.150 FS,9.150 FLS	09.87 - 10.93							81.43701.6410
10.150 F,10.150 FL, 110-114 kW	09.87 - 10.93				$\frac{0}{0}$	112 895 	->07.1988	81.43701.6610
						131 038 	08.1988->	81.43701.6666
						106 469 		81.43701.6338
							81.43701.6452	

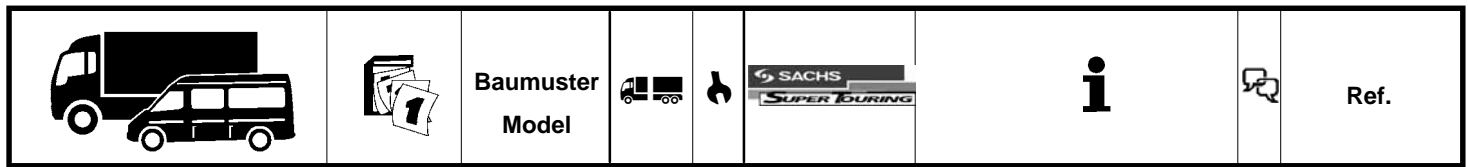
Achtung: Unsere Artikel sind nur als Ersatz für die angegebenen OE-Nummern gültig. In der Spalte "Ref." ist lediglich ein Teil der OE-Nummern aufgeführt. Die vollständige Auflistung aller Vergleichsnummern finden Sie im Anhang.
 Attention: The articles are only valid as replacement for the listed OE-numbers. In the column "Ref." only a selection of OE-No. is given. The complete listing you can see in the appendix. (151)

		Baumuster Model						Ref.
--	--	--------------------	---	---	---	--	---	------

MAN

L 2000		10.93 - 06.96							
8.103 LC, 8.103 LLC 8.153 LC, 8.153 LLC 9.153 LC, 9.153 LLC	10.93 - 06.96	L20		$\frac{1}{O}$	131 037 			81.43701.6783	
	10.93 - 07.97			$\frac{1}{T}$	125 512 			81.43701.6781 81.43701.6789	
	10.93 - 06.96			$\frac{1}{T}$	131 720 	HD		81.43701.6864	
				$\frac{O}{O}$	124 610 	*		81.43701.6782	
					131 749 	*		81.43701.6927	
			L33		$\frac{1}{O}$	131 037 			81.43701.6783
		$\frac{1}{T}$			125 512 			81.43701.6781 81.43701.6789	
		$\frac{1}{T}$			131 720 	HD		81.43701.6864	
				$\frac{O}{O}$	131 073 		->04.1994	81.43701.6784	
					125 443 		05.1994->	81.43701.6798	
					131 946 			81.43701.6931	
	8.103 LK 8.113 LK, LRK, L-KI, LR-KI 8.145 LRK, L-KI, LR-KILK (LE140C) 8.153 LK 8.163 LK, LRK, L-KI, LR-KI 8.185 LK, LRK, L-KI, LR-KI (LE180C) 9.145 LK, LRK, L-KI, LR-KI (LE140C) 9.153 LK 9.163 LC 9.163 LK 9.163 LK, LRK, L-KI, LR-KI 9.185 LK, LRK, L-KI, LR-KI (LE180C)	10.93 - 06.96	L20		$\frac{1}{O}$	131 037 			81.43701.6783
08.95 - 09.00		$\frac{1}{T}$			125 512 			81.43701.6781 81.43701.6789	
10.93 - 07.97		$\frac{1}{T}$			131 720 	HD		81.43701.6864	
05.94 - 09.00				$\frac{O}{O}$	124 610 	*		81.43701.6782	
09.00 - 09.00					131 749 	*		81.43701.6927	
09.00 - 09.00					131 945 	*		81.43701.6932	
10.93 - 06.96		L20		$\frac{1}{O}$	131 037 			81.43701.6783	
08.95 - 09.00				$\frac{1}{T}$	125 512 			81.43701.6781 81.43701.6789	
09.00 - 09.00				$\frac{1}{T}$	131 720 	HD		81.43701.6864	
08.95 - 09.00				$\frac{O}{O}$	124 610 	*		81.43701.6782	
05.94 - 09.00					131 749 	*		81.43701.6927	
09.00 - 09.00					131 945 	*		81.43701.6932	
09.00 - 09.00	L33		$\frac{1}{O}$	131 037 			81.43701.6783		
05.94 - 09.00			$\frac{1}{T}$	125 512 			81.43701.6781 81.43701.6789		
09.00 - 09.00			$\frac{1}{T}$	131 720 	HD		81.43701.6864		
			$\frac{O}{O}$	125 443 			81.43701.6798		
				131 946 			81.43701.6931		
				131 037 			81.43701.6783		
09.00 - 10.93	L33		$\frac{1}{O}$	131 037 			81.43701.6783		
05.94 - 09.00			$\frac{1}{T}$	125 512 			81.43701.6781 81.43701.6789		
09.00 - 09.00			$\frac{1}{T}$	131 720 	HD		81.43701.6864		
10.93 - 12.95	L33		$\frac{O}{O}$	131 073 			81.43701.6784		
05.94 - 09.00									

Achtung: Unsere Artikel sind nur als Ersatz für die angegebenen OE-Nummern gültig. In der Spalte "Ref." ist lediglich ein Teil der OE-Nummern aufgeführt. Die vollständige Auflistung aller Vergleichsnummern finden Sie im Anhang.
Attention: The articles are only valid as replacement for the listed OE-numbers. In the column "Ref." only a selection of OE-No. is given. The complete listing you can see in the appendix. (151)



















































MAN

L 2000		10.93 - 06.96							
8.223 LC,8.223 LLC 9.223 LC,9.223 LLC	10.93 - 06.96	L21		$\frac{1}{O}$	131 037		81.43701.6783		
	10.93 - 06.96			$\frac{1}{T}$	125 512		81.43701.6781 81.43701.6789		
				$\frac{1}{T}$	131 720 HD		81.43701.6864		
			L34		$\frac{O}{O}$	124 610 *		81.43701.6782	
					$\frac{O}{O}$	131 749 *		81.43701.6927	
					$\frac{1}{T}$	125 512 		81.43701.6781 81.43701.6789	
8.223 LAEC 8.224 LAC, LAEC, LARC, LAERC 8.224 LAK, LAEK, LARK, LAERK 9.223 LA 9.224 LA 10.223 LAEC 10.224 LAC, LAEC, LARC, LAERC 10.224 LAK, LAEK, LARK, LAERK	01.95 - 06.96 01.95 - 01.95 - 01.95 - 06.96 01.95 - 01.95 -	L27 L23		$\frac{1}{O}$	125 963 		81.43701.6804		
8.223 LLS 8.224 LLS, LLRS 8.225 LLS, LLRS (LE220C) 9.223 LLS 9.224 LLS, LLRS 9.225 LLS, LLRS (LE220C)	10.93 - 06.96 05.94 - 09.00 - 10.93 - 06.96 05.94 - 09.00 -	L34		$\frac{1}{T}$	125 512 		81.43701.6781 81.43701.6789		
8.223 LK 9.223 LK	10.93 - 06.96 10.93 - 06.96	L21		$\frac{1}{O}$	131 037		81.43701.6783		
				$\frac{1}{T}$	125 512		81.43701.6781 81.43701.6789		
				$\frac{1}{T}$	131 720 HD		81.43701.6864		
				$\frac{O}{O}$	124 610 *		81.43701.6782		
					131 749 *		81.43701.6927		
8.224 LC,8.224 LLC, LRC, LLRC 9.224 LC,9.224 LLC, LRC, LLRC	05.94 - 05.94 -	L21		$\frac{1}{O}$	131 037		81.43701.6783		
				$\frac{1}{T}$	125 512		81.43701.6781 81.43701.6789		
				$\frac{1}{T}$	131 720 HD		81.43701.6864		
				$\frac{O}{O}$	131 945 *	04.2000->	81.43701.6932		
					124 610 *		81.43701.6782		
				$\frac{O}{O}$	131 749 *		81.43701.6927		
		L34		$\frac{1}{T}$	125 512 		81.43701.6781 81.43701.6789		

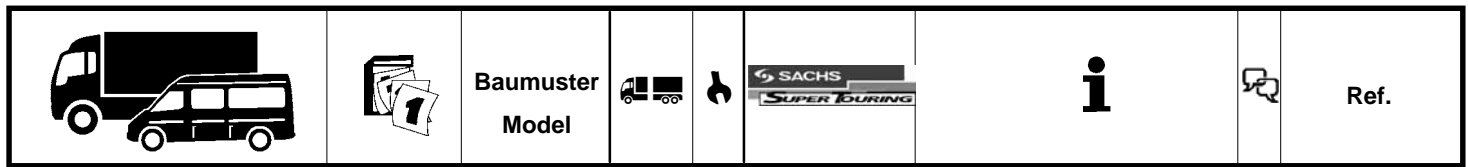
Achtung: Unsere Artikel sind nur als Ersatz für die angegebenen OE-Nummern gültig. In der Spalte "Ref." ist lediglich ein Teil der OE-Nummern aufgeführt. Die vollständige Auflistung aller Vergleichsnummern finden Sie im Anhang.
 Attention: The articles are only valid as replacement for the listed OE-numbers. In the column "Ref." only a selection of OE-No. is given. The complete listing you can see in the appendix. (151)

		Baumuster Model						Ref.
--	--	--------------------	---	---	---	--	---	------

MAN

L 2000		10.93 - 06.96						
8.224 LK, LRK, L-KI, LR-KI 9.224 LK, LRK, L-KI, LR-KI	05.94 - 05.94 -	L21		$\frac{1}{0}$	131 037 		81.43701.6783	
				$\frac{1}{1}$	125 512 		81.43701.6781 81.43701.6789	
				$\frac{1}{T}$	131 720  HD		81.43701.6864	
					$\frac{0}{0}$	131 945  *	04.2000->	81.43701.6932
					$\frac{0}{0}$	124 610  *		81.43701.6782
					$\frac{0}{0}$	131 749  *		81.43701.6927
8.225 LC,8.225 LLC, LRC, LLRC (LE220C)	09.00 -	L21		$\frac{1}{0}$	131 037 		81.43701.6783	
				$\frac{1}{1}$	125 512 		81.43701.6781 81.43701.6789	
				$\frac{1}{T}$	131 720  HD		81.43701.6864	
					$\frac{0}{0}$	124 610  *		81.43701.6782
					$\frac{0}{0}$	131 749  *		81.43701.6927
					$\frac{0}{0}$	131 945  *		81.43701.6932
		L34		$\frac{1}{T}$	125 512  *		81.43701.6781 81.43701.6789	
8.225 LK, LRK, L-KI, LR-KI (LE220C) 9.225 LC,9.225 LLC, LRC, LLRC (LE220C) 9.225 LK, LRK, L-KI, LR-KI (LE220C)	09.00 - 09.00 - 09.00 -	L21		$\frac{1}{0}$	131 037 		81.43701.6783	
				$\frac{1}{1}$	125 512 		81.43701.6781 81.43701.6789	
				$\frac{1}{T}$	131 720  HD		81.43701.6864	
					$\frac{0}{0}$	124 610  *		81.43701.6782
					$\frac{0}{0}$	131 749  *		81.43701.6927
					$\frac{0}{0}$	131 945  *		81.43701.6932
10.145 LK, LRK, L-KI, LR-KI (LE140C)	09.00 -	FAN		$\frac{0}{0}$	290 981			
10.153 LA 10.163 LA		L26,L27		$\frac{1}{0}$	125 963  *		81.43701.6804	
10.153 LC,10.153 LLC 10.153 LK 10.163 LC,10.163 LLC 10.163 LC,10.163 LLC, LRC, LLRC (LE160C) 10.163 LK, LRK, L-KI, LR-KI	10.93 - 06.96 10.93 - 06.96	L24		$\frac{1}{0}$	131 037 		81.43701.6783	
				$\frac{1}{T}$	125 512  *		81.43701.6781 81.43701.6789	
	05.94 - 09.00 -				$\frac{0}{0}$	124 610  *		81.43701.6782
					$\frac{0}{0}$			
10.223 LC,10.223 LLC 10.223 LLS	10.93 - 06.96 10.93 - 06.96	L36		$\frac{1}{0}$	131 037 		81.43701.6783	
				$\frac{1}{1}$	125 512 		81.43701.6781 81.43701.6789	
					$\frac{0}{0}$	131 073 	->04.1994	81.43701.6784
					$\frac{0}{0}$	125 443 	05.1994->	81.43701.6798
10.224 LC,10.224 LLC, LRC, LLRC 10.224 LLS, LLRS 10.225 LC, 10.225 LLC, LRC, LLRC (LE220C) 10.225 LLS, LLRS (LE220C)	05.94 - 05.94 -	L36		$\frac{1}{0}$	131 037 		81.43701.6783	
				$\frac{1}{T}$	125 512 		81.43701.6781 81.43701.6789	
	09.00 - 09.00 -				$\frac{0}{0}$	125 443 		81.43701.6798
					$\frac{0}{0}$			
12.185 LC, LLC (LE180C)	09.99 -	L72		$\frac{1}{1}$	125 512  *		81.43701.6781 81.43701.6789	
				$\frac{0}{0}$	125 960  *		81.43701.6860 81.43701.6866	

Achtung: Unsere Artikel sind nur als Ersatz für die angegebenen OE-Nummern gültig. In der Spalte "Ref." ist lediglich ein Teil der OE-Nummern aufgeführt. Die vollständige Auflistung aller Vergleichsnummern finden Sie im Anhang.
Attention: The articles are only valid as replacement for the listed OE-numbers. In the column "Ref." only a selection of OE-No. is given. The complete listing you can see in the appendix. (151)


























































































MAN

L 2000		10.93 - 06.96									
12.225 LC, LLC (LE220C)	09.99 -	L73		$\frac{1}{T}$	125 512			81.43701.6781			
				$\frac{0}{0}$	125 960			81.43701.6789			
				$\frac{0}{0}$				81.43701.6860			
								81.43701.6866			
M 90		08.88 - 12.98									
12.152 F,12.152 FL 12.152 FS,12.152 FLS 12.192 F,12.192 FL 12.192 FK 12.192 FS,12.192 FLS 12.222 F,12.222 FL 12.232 F,12.232 FL 12.232 FS,12.232 FLS 12.262 F,12.262 FL 12.262 FS,12.262 FLS 12.272 F,12.272 FL, 6871 ccm 12.272 F,12.272 FL, 9973 ccm 12.272 FS,12.272 FLS, 6871 ccm 12.272 FS,12.272 FLS, 9973 ccm	12.88 - 05.94	M01		$\frac{1}{T}$	106 253			81.43701.6391			
	12.88 - 05.94								81.43701.6631		
	07.90 - 06.96								81.43701.6630		
	07.90 - 06.96								81.43701.6650		
	07.90 - 06.96					$\frac{1}{T}$	112 893		*	81.43701.6641	
	07.90 - 06.96								81.43701.6661		
	05.94 - 06.96					$\frac{1}{T}$	112 883			81.43701.6632	
	08.88 - 06.96										
	08.88 - 06.96										
	08.88 - 06.96										
12.262 F,12.262 FL 12.262 FS,12.262 FLS 12.272 F,12.272 FL, 6871 ccm 12.272 F,12.272 FL, 9973 ccm 12.272 FS,12.272 FLS, 6871 ccm 12.272 FS,12.272 FLS, 9973 ccm	08.95 - 06.96	M02		$\frac{1}{T}$	170 491			81.43701.6630			
	08.95 - 06.96							81.43701.6650			
	10.92 - 06.96					$\frac{1}{T}$	112 893		*	81.43701.6641	
	09.91 - 10.92								81.43701.6661		
12.152 FK 12.222 FK 12.232 FK 12.262 FK 12.272 FK, 6871 ccm 12.272 FK, 9973 ccm 13.152 F 13.192 F 13.232 F 13.272 F	12.88 - 05.94	M01		$\frac{1}{T}$	106 253			81.43701.6391			
	05.94 - 06.96							81.43701.6631			
	08.88 - 06.96							81.43701.6630			
	08.95 - 06.96							81.43701.6650			
	10.92 - 06.96					$\frac{1}{T}$	112 893		*	81.43701.6641	
	09.91 - 10.92								81.43701.6661		
						$\frac{1}{T}$	112 883			81.43701.6632	
12.222 FLS	05.94 - 06.96	M02		$\frac{1}{T}$	170 491			81.43701.6630			
				$\frac{1}{T}$	112 893		*	81.43701.6641			
								81.43701.6650			
								81.43701.6661			

Achtung: Unsere Artikel sind nur als Ersatz für die angegebenen OE-Nummern gültig. In der Spalte "Ref." ist lediglich ein Teil der OE-Nummern aufgeführt. Die vollständige Auflistung aller Vergleichsnummern finden Sie im Anhang.
 Attention: The articles are only valid as replacement for the listed OE-numbers. In the column "Ref." only a selection of OE-No. is given. The complete listing you can see in the appendix. (151)

		Baumuster Model						Ref.
--	--	--------------------	---	---	---	--	---	------

MAN




















































M 90		08.88 - 12.98						
14.152 F,14.152 FL, 110-114 kW	12.88 - 04.94	M03		$\frac{1}{T}$	106 253 		81.43701.6391	
14.152 F,14.152 FL, 114 kW	05.94 - 06.96				170 491 		81.43701.6630	
14.152 FS,14.152 FLS, 110-114 kW	12.88 - 05.94	M04		$\frac{1}{T}$	112 893  *		81.43701.6641	
14.152 FS,14.152 FLS, 114 kW	05.94 - 06.96				112 883  *		81.43701.6661	
14.162 F,14.162 FL	08.95 - 06.96	M04		$\frac{1}{T}$	112 883  *		81.43701.6632	
14.162 FS,14.162 FLS	08.95 - 06.96				170 491  *	Sattelschlepper / Truck Tractor	(95)	81.43701.6630
14.192 F,14.192 FL, 137 kW	08.88 - 06.90	M04		$\frac{1}{T}$	112 893  *		81.43701.6641	
14.192 F,14.192 FL, 140 kW	07.90 - 06.96				112 273  		81.43701.6661	
14.192 FS,14.192 FLS, 137 kW	08.88 - 06.90	M04		$\frac{1}{T}$	112 273  		81.43701.6644	
14.192 FS,14.192 FLS, 140 kW	07.90 - 06.96				112 273  		81.43701.6658	
14.222 F,14.222 FL	05.94 - 06.96	M04		$\frac{1}{T}$	112 273  		81.43701.6644	
14.232 F,14.232 FL, 160 kW	05.90 - 04.95				112 273  		81.43701.6658	
14.232 F,14.232 FL, 169 kW	08.88 - 06.96	M04		$\frac{1}{T}$	112 273  		81.43701.6644	
14.232 FS,14.232 FLS, 160 kW	05.90 - 04.95				112 273  		81.43701.6658	
14.232 FS,14.232 FLS, 169 kW	08.88 - 06.96	M04		$\frac{1}{T}$	112 273  		81.43701.6644	
14.262 F,14.262 FL	08.95 - 06.96				112 273  		81.43701.6658	
14.262 FS,14.262 FLS	08.95 - 06.96	M04		$\frac{1}{T}$	112 273  		81.43701.6644	
14.272 F,14.272 FL, 6871 ccm	10.92 - 06.96				112 273  		81.43701.6658	
14.272 F,14.272 FL, 9973 ccm	09.91 - 10.92	M04		$\frac{1}{T}$	112 273  		81.43701.6644	
14.272 FS,14.272 FLS, 6871 ccm	12.92 - 06.96				112 273  		81.43701.6658	
14.272 FS,14.272 FLS, 9973 ccm	09.91 - 10.92	M04		$\frac{1}{T}$	112 273  		81.43701.6644	
15.192 F, 15.192 FL					112 273  		81.43701.6658	
15.232 F, 15.232 FL		M04		$\frac{1}{T}$	112 273  		81.43701.6644	
15.272 F, 15.272 FL					112 273  		81.43701.6658	
15.292 F, 15.292 FL		M04		$\frac{1}{T}$	112 273  		81.43701.6644	
					112 273  		81.43701.6658	
14.152 FK, 110-114 kW	12.88 - 05.94	M03		$\frac{1}{T}$	106 253 		81.43701.6391	
14.152 FK, 114 kW	05.94 - 06.96				170 491 		81.43701.6630	
14.162 FK	08.95 - 06.96	M03		$\frac{1}{T}$	112 893  *		81.43701.6641	
14.192 FK, 137 kW	08.88 - 06.90				112 883  *		81.43701.6661	
14.192 FK, 140 kW	07.90 - 06.96	M03		$\frac{1}{T}$	112 883  *		81.43701.6632	
14.222 FK	05.94 - 06.96				112 883  *		81.43701.6632	
14.232 FK	08.88 - 06.96	M03		$\frac{1}{T}$	112 883  *		81.43701.6632	
14.262 FK	08.95 - 06.96				112 883  *		81.43701.6632	
14.272 FK, 6871 ccm	10.92 - 06.96	M03		$\frac{1}{T}$	112 883  *		81.43701.6632	
14.272 FK, 9973 ccm	09.91 - 10.92				112 883  *		81.43701.6632	
14.222 FLS	05.94 - 06.96	70S		$\frac{1}{O}$	310 628  	Achslast [t] / Axle Load [t]: 9 Mittelhohe Bauart / Medium-high design	(6) (80) 81.43701.6949 81.43701.6991	
		M04		$\frac{1}{T}$	170 491 		81.43701.6630	
					112 893  *		81.43701.6641	
		M04		$\frac{1}{T}$	112 273  		81.43701.6644	
					112 273  		81.43701.6658	
17.192 F,17.192 FL, 137 kW	08.88 - 06.90	M05		$\frac{1}{T}$	170 491  		81.43701.6630	
17.192 F,17.192 FL, 140 kW	07.90 - 04.95				106 253 HD		81.43701.6391	
17.192 FS,17.192 FLS, 137 kW	08.88 - 06.90	M05		$\frac{1}{T}$	112 324 *		81.43701.6622	
17.192 FS,17.192 FLS, 140 kW	07.90 - 04.95				112 324 *		81.43701.6825	
17.222 F, 17.222 FL		M06		$\frac{1}{T}$	170 491		81.43701.6630	
17.232 F,17.232 FL, 160 kW	05.90 - 04.95				112 273		81.43701.6650	
17.232 F,17.232 FL, 169 kW	08.88 - 04.95	M06		$\frac{1}{T}$	112 273		81.43701.6644	
17.232 FS,17.232 FLS, 160 kW	05.90 - 04.95				112 273		81.43701.6658	
17.232 FS,17.232 FLS, 169 kW	08.88 - 04.95	M06		$\frac{1}{T}$	112 273		81.43701.6644	
17.272 F, 17.272 FL					112 273		81.43701.6658	

Achtung: Unsere Artikel sind nur als Ersatz für die angegebenen OE-Nummern gültig. In der Spalte "Ref." ist lediglich ein Teil der OE-Nummern aufgeführt. Die vollständige Auflistung aller Vergleichsnummern finden Sie im Anhang.

Attention: The articles are only valid as replacement for the listed OE-numbers. In the column "Ref." only a selection of OE-No. is given. The complete listing you can see in the appendix. (151)

		Baumuster Model						Ref.
--	--	----------------------------	---	---	---	--	---	-------------










































MAN

M 90		08.88 - 12.98										
17.192 FK, 137 kW	08.88 - 06.90	M05		$\frac{1}{T}$	170 491			81.43701.6630				
17.192 FK, 140 kW	07.90 - 01.91				106 253			81.43701.6650				
17.232 FK, 160 kW	05.90 - 01.91							81.43701.6391				
17.232 FK, 169 kW	08.88 - 01.91			$\frac{1}{T}$	112 324			81.43701.6622				
18.192 FK	09.90 - 06.96							81.43701.6825				
18.222 FK	05.94 - 06.96						*					
18.232 FK	09.90 - 06.96											
18.262 FK	08.95 - 06.96											
18.272 FK, 6871 ccm	10.92 - 06.96											
18.272 FK, 9973 ccm	09.91 - 05.94											
17.272 FLS, 6871 ccm	10.92 - 05.95	M06		$\frac{1}{T}$	170 491			81.43701.6630				
17.272 FLS, 9973 ccm	09.91 - 05.95			$\frac{O}{T}$	112 273			81.43701.6644	81.43701.6658			
18.192 F,18.192 FL,18.192 FLL	09.90 - 06.96	M05		$\frac{1}{T}$	170 491			81.43701.6630				
18.222 F,18.222 FL,18.222 FLL	05.94 - 06.96				106 253			81.43701.6650				
18.232 F,18.232 FL,18.232 FLL	09.90 - 06.96							81.43701.6391				
18.262 F,18.262 FL,18.262 FLL	08.95 - 06.96			$\frac{1}{T}$	112 324			81.43701.6622				
18.272 F,18.272 FL,18.272 FLL, 6871 ccm	10.92 - 06.96						*		81.43701.6825			
18.272 F,18.272 FL,18.272 FLL, 9973 ccm	09.91 - 05.94				M06		$\frac{1}{T}$	170 491			81.43701.6630	
							$\frac{O}{T}$	112 273			81.43701.6644	81.43701.6658
					M16		$\frac{1}{T}$	112 859			81.43701.6597	81.43701.6612
						$\frac{O}{T}$	112 273			81.43701.6644	81.43701.6658	
24.192 FNL,24.192 FNLL,24.192 FVL	07.89 - 06.96	M09		$\frac{1}{T}$	170 491			81.43701.6630				
24.222 FNL,24.222 FNLL,24.222 FVL	05.94 - 06.96					$\frac{O}{T}$	112 854			81.43701.6568	81.43701.6605	
24.232 FNL,24.232 FNLL,24.232 FVL	07.89 - 06.96					$\frac{O}{T}$	112 273			81.43701.6644	81.43701.6658	
24.262 FNL,24.262 FNLL,24.262 FVL	08.95 - 06.96		M10		$\frac{1}{T}$	170 491			81.43701.6630			
24.272 FNL,24.272 FNLL,24.272 FVL	10.92 - 06.96						$\frac{1}{T}$	112 859			81.43701.6597	81.43701.6612
24.272 FNL,24.272 FVL	09.91 - 05.94						$\frac{O}{T}$	112 273			81.43701.6644	81.43701.6658
24.232 FNL	05.90 - 04.95		M09		$\frac{1}{T}$	170 491			81.43701.6630	81.43701.6650		
							$\frac{O}{T}$	112 854			81.43701.6568	81.43701.6605
							$\frac{O}{T}$	112 273			81.43701.6644	81.43701.6658
M 2000 L		03.95 -										
11.153 4x2 LL	03.96 -	L72		$\frac{1}{T}$	125 512			81.43701.6781				
11.163 4x2 LL	03.96 -					$\frac{O}{T}$	125 960			81.43701.6860	81.43701.6866	
11.223 4x2 LL	03.96 -	L73		$\frac{1}{T}$	125 512			81.43701.6781	81.43701.6789			
11.224 4x2 LL	03.96 -					$\frac{O}{T}$	125 960			81.43701.6860	81.43701.6866	

Achtung: Unsere Artikel sind nur als Ersatz für die angegebenen OE-Nummern gültig. In der Spalte "Ref." ist lediglich ein Teil der OE-Nummern aufgeführt. Die vollständige Auflistung aller Vergleichsnummern finden Sie im Anhang.
 Attention: The articles are only valid as replacement for the listed OE-numbers. In the column "Ref." only a selection of OE-No. is given. The complete listing you can see in the appendix. (151)

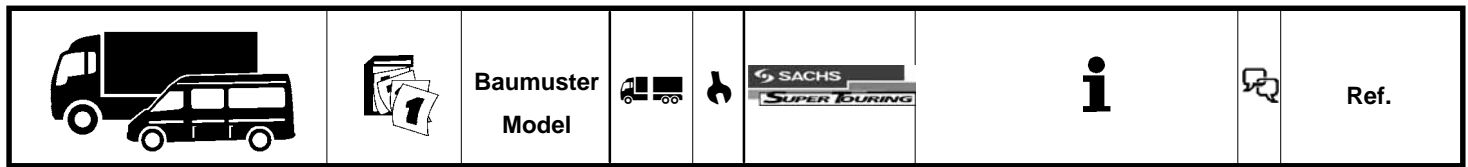
		Baumuster Model						Ref.
--	--	--------------------	---	---	---	--	---	------

MAN

M 2000 L		03.95 -							
12.153 4x2 L	07.95 -	L74 L75		$\frac{1}{0}$	125 148			81.43701.6793	
12.163 4x2 L	05.95 -				125 963			81.43701.6804	
12.223 4x2 L	06.95 -			$\frac{1}{1}$	125 961			81.43701.6808	
12.224 4x2 L	06.95 -								
12.263 4x2 L	06.95 -								
12.264 4x2 L	06.95 -								
13.153 4x2 L	06.95 -				*				
13.163 4x2 L	06.95 -								
13.223 4x2 L	06.95 -								
13.224 4x2 L	06.95 -								
13.263 4x2 L	06.95 -								
13.264 4x2 L	06.95 -								
13.283 4x2 L	06.95 -								
14.223 4x2 L	06.95 -								
14.224 LK, LRK	08.95 -								
14.225 LK, LRK (LE220B)	09.00 -								
14.263 4x2 L	06.95 -								
14.263, 14.264 LK, LRK	08.95 -								
12.153 4x2 LL	07.95 -	L72		$\frac{1}{T}$	125 512			81.43701.6781	
12.163 4x2 LL	05.95 -				125 960			81.43701.6789	
			L76		$\frac{1}{0}$	125 960			81.43701.6860
						125 148			81.43701.6866
						125 963			81.43701.6793
				$\frac{1}{0}$	125 959			81.43701.6790	
12.163 LC, LLC, LRC, LLRC	08.95 -	L72		$\frac{1}{T}$	125 512			81.43701.6781	
					125 960			81.43701.6789	
				$\frac{1}{0}$	125 960			81.43701.6860	
				$\frac{1}{0}$	125 960			81.43701.6866	
12.223 4x2 LL	06.95 -	L76 L77		$\frac{1}{0}$	125 148			81.43701.6793	
12.263 4x2 LL	06.95 -				125 963			81.43701.6804	
12.264 4x2 LL	06.95 -			$\frac{1}{0}$	125 959			81.43701.6790	
13.153 4x2 LL	06.95 -								
13.163 4x2 LL	06.95 -								
13.223 4x2 LL	06.95 -								
13.224 4x2 LL	06.95 -								
13.263 4x2 LL	06.95 -								
13.264 4x2 LL	06.95 -								
13.283 4x2 LL	06.95 -								
14.223 4x2 LL	06.95 -								
14.263 4x2 LL	06.95 -								
12.223 4x2 LLL	01.96 -	L86 L79		$\frac{1}{0}$	125 962			81.43701.6841	
12.224 4x2 LLL	01.96 -				125 959			81.43701.6790	
12.263 4x2 LLL	01.96 -			$\frac{1}{0}$					
12.264 4x2 LLL	01.96 -								
13.223 4x2 LLL	01.96 -								
13.263 4x2 LLL	01.96 -								
13.264 4x2 LLL	01.96 -								
13.283 4x2 LLL	01.96 -								
15.223 4x2 LLL	01.96 -								
15.263 4x2 LLL	01.96 -								
15.283 4x2 LLL	01.96 -								
12.224 LC, LLC, LRC, LLRC	08.95 -	L73		$\frac{1}{T}$	125 512			81.43701.6781	
					125 960			81.43701.6789	
				$\frac{1}{0}$	125 960			81.43701.6860	
				$\frac{1}{0}$	125 960			81.43701.6866	

Achtung: Unsere Artikel sind nur als Ersatz für die angegebenen OE-Nummern gültig. In der Spalte "Ref." ist lediglich ein Teil der OE-Nummern aufgeführt. Die vollständige Auflistung aller Vergleichsnummern finden Sie im Anhang.

Attention: The articles are only valid as replacement for the listed OE-numbers. In the column "Ref." only a selection of OE-No. is given. The complete listing you can see in the appendix. (151)

















































MAN

M 2000 L		03.95 -							
13.223 4x4 LA	01.96 -	L80		$\frac{1}{0}$	125 148		81.43701.6793		
13.224 4x4 LA	01.96 -								
13.263 4x4 LA	01.96 -								
13.264 4x4 LA	01.96 -								
13.283 4x4 LA	01.96 -								
14.223 4x4 LA	01.96 -								
14.224 LAC, LARC	08.95 -								
14.224 LAK, LARK	08.95 -								
14.225 LAC, LARC, (LE220B)	09.00 -								
14.225 LAK, LARK, (LE220B)	09.00 -								
14.263 4x4 LA	01.96 -								
14.263, 14.264 LAC, LARC	08.95 -								
14.263, 14.264 LAK, LARK	08.95 -								
14.153 4x2 L	06.95 -	L74		$\frac{1}{0}$	125 148		81.43701.6793		
								125 963	81.43701.6804
								125 961	81.43701.6808
		L81		$\frac{1}{0}$	125 148		81.43701.6793		
								125 961	81.43701.6808
								125 961	81.43701.6808
14.153 4x2 LL	06.95 -	L76		$\frac{1}{0}$	125 148		81.43701.6793		
								125 963	81.43701.6804
								125 959	81.43701.6790
		L83		$\frac{1}{0}$	125 148		81.43701.6793		
								125 959	81.43701.6790
								125 959	81.43701.6790
14.163 4x2 L	06.95 -	L81		$\frac{1}{0}$	125 148		81.43701.6793		
								125 961	81.43701.6808
14.163 4x2 LL	06.95 -	L83		$\frac{1}{0}$	125 148		81.43701.6793		
								125 959	81.43701.6790
14.163 LC, LLC, LRC, LLRC	08.95 -	L74		$\frac{1}{0}$	125 148		81.43701.6793		
								125 963	81.43701.6804
								125 961	81.43701.6808
		L76		$\frac{1}{0}$	125 148		81.43701.6793		
								125 963	81.43701.6804
								125 959	81.43701.6790
								125 959	81.43701.6790
14.163 LK, LRK	08.95 -	L74		$\frac{1}{0}$	125 148		81.43701.6793		
								125 963	81.43701.6804
								125 961	81.43701.6808

Achtung: Unsere Artikel sind nur als Ersatz für die angegebenen OE-Nummern gültig. In der Spalte "Ref." ist lediglich ein Teil der OE-Nummern aufgeführt. Die vollständige Auflistung aller Vergleichsnummern finden Sie im Anhang.
 Attention: The articles are only valid as replacement for the listed OE-numbers. In the column "Ref." only a selection of OE-No. is given. The complete listing you can see in the appendix. (151)

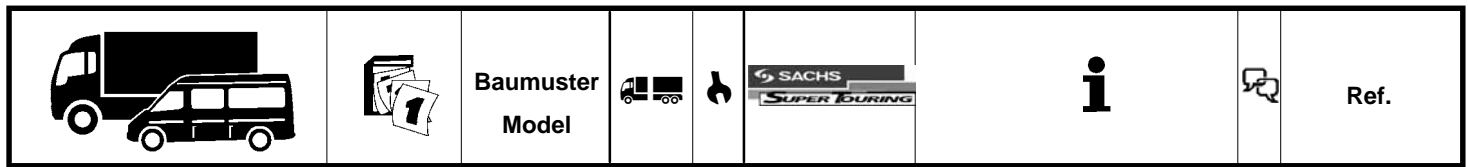
		Baumuster Model						Ref.
--	--	--------------------	---	---	---	--	---	------

MAN

M 2000 L		03.95 -							
14.224 LC, LLC, LLLC, LRC, LLRC, LLLRC 14.225 LC, LLC, LLLC, LRC, LLRC, LLLRC, (LE220B) 14.255 LC, LLC, LLLC, LRC, LLRC, LLLRC, (LE250B) 14.263, 14.264 LC, LLC, LLLC, LRC, LLRC, LLLRC 14.285 LC, LLC, LLLC, LRC, LLRC, LLLRC, (LE280B)	08.95 -	L75		$\frac{1}{0}$	125 148			81.43701.6793	
	09.00 -					125 963			81.43701.6804
	09.00 -	L77		$\frac{1}{1}$	125 961			81.43701.6808	
	08.95 -								
	09.00 -					125 148			81.43701.6793
	09.00 -					125 963			81.43701.6804
		L79		$\frac{0}{0}$	125 959			81.43701.6790	
						125 962			81.43701.6841
				$\frac{0}{0}$	125 959			81.43701.6790	
15.153 4x2 L 15.163 LK, LRK 15.223 4x2 L 15.224 LK, LRK 15.225 LK, LRK, (LE220B) 15.255 LK, LRK, (LE250B) 15.263 4x2 L 15.263, 15.264 LK, LRK 15.283 4x2 L 15.285 LK, LRK, (LE280B)	06.95 -	L81 L82		$\frac{1}{0}$	125 148			81.43701.6793	
	08.95 -					125 961			81.43701.6808
	06.95 -	L82		$\frac{1}{1}$	125 961			81.43701.6808	
	08.95 -								
	09.99 -					125 148			81.43701.6793
	09.99 -					125 959			81.43701.6790
06.95 -	L83		$\frac{1}{0}$	125 148			81.43701.6793		
08.95 -					125 959			81.43701.6790	
15.153 4x2 LL	06.95 -	L82		$\frac{1}{0}$	125 148			81.43701.6793	
						125 961			81.43701.6808
		L83		$\frac{1}{0}$	125 148			81.43701.6793	
						125 959			81.43701.6790
15.163 LC, LLC, LRC	08.95 -	L81		$\frac{1}{0}$	125 148			81.43701.6793	
						125 961			81.43701.6808
		L83		$\frac{1}{0}$	125 148			81.43701.6793	
						125 959			81.43701.6790
15.224 LC, LLC, LLLC, LRC, LLRC, LLLRC 15.225 LC, LLC, LLLC, LRC, LLRC, LLLRC, (LE220B) 15.255 LC, LLC, LLLC, LRC, LLRC, LLLRC, (LE250B) 15.263, 15.264 LC, LLC, LLLC, LRC, LLRC, LLLRC 15.285 LC, LLC, LLLC, LRC, LLRC, LLLRC, (LE280B)	08.95 -	L82		$\frac{1}{0}$	125 148			81.43701.6793	
	09.99 -					125 961			81.43701.6808
	09.99 -	L84		$\frac{1}{0}$	125 148			81.43701.6793	
	09.99 -								
	08.95 -					125 959			81.43701.6790
	09.99 -		L86		$\frac{0}{0}$	125 962			81.43701.6841
09.99 -					125 959			81.43701.6790	

Achtung: Unsere Artikel sind nur als Ersatz für die angegebenen OE-Nummern gültig. In der Spalte "Ref." ist lediglich ein Teil der OE-Nummern aufgeführt. Die vollständige Auflistung aller Vergleichsnummern finden Sie im Anhang.

Attention: The articles are only valid as replacement for the listed OE-numbers. In the column "Ref." only a selection of OE-No. is given. The complete listing you can see in the appendix. (151)


























































MAN

M 2000 L		03.95 -						
18.223 L, 18.223 LL, 18.223 LLL 18.224, 18.225, LC, LLC, LLLC, LRC, LLRC, LLLRC 18.263 L, 18.263 LL, 18.263 LLL 18.263, 18.264, LC, LLC, LLLC, LRC, LLRC, LLLRC 18.283 L, 18.283 LL, 18.283 LLL	03.95 -	L87		$\frac{1}{0}$	125 148	->05.1997	81.43701.6793	
	08.95 -		$\frac{1}{0}$	125 963	06.1997->	81.43701.6804		
				$\frac{1}{T}$	125 961	* ->09.1995 für Fahrzeuge ohne Stabilisator / For vehicles without stabilizer	(117) 81.43701.6808	
	03.95 -		$\frac{1}{T}$	112 324	* 10.1995 - 07.1996 für Fahrzeuge ohne Stabilisator / For vehicles without stabilizer	(117) 81.43701.6622 81.43701.6825		
	08.95 -	L88	$\frac{1}{T}$	131 167	* 08.1996-> für Fahrzeuge ohne Stabilisator / For vehicles without stabilizer	(117) 81.43701.6842		
	03.95 -			$\frac{1}{0}$	125 148		81.43701.6793	
				$\frac{0}{0}$	125 149		81.43701.6710 81.43701.6827	
	08.95 -		L89		$\frac{1}{T}$	112 859		81.43701.6597 81.43701.6612
		$\frac{0}{0}$		125 149		81.43701.6710 81.43701.6827		
18.224, 18.225, LAC, LARC 18.224, 18.225, LAK, LARK 18.263, 18.264, LAC, LARC 18.263, 18.264, LAK, LARK	08.95 -	L90		$\frac{1}{0}$	125 148	->02.1997	81.43701.6793	
	08.95 -		$\frac{1}{0}$	125 963	03.1997->	81.43701.6804		
18.224, 18.225, LK, LLK, LRK, LLRK 18.263, 18.264, LK, LLK, LRK, LLRK	08.95 -	L87		$\frac{1}{0}$	125 148		81.43701.6793	
	08.95 -			$\frac{1}{T}$	125 961	* ->09.1995 für Fahrzeuge ohne Stabilisator / For vehicles without stabilizer	(117) 81.43701.6808	
			$\frac{1}{T}$	112 324	* 10.1995 - 07.1996 für Fahrzeuge ohne Stabilisator / For vehicles without stabilizer	(117) 81.43701.6622 81.43701.6825		
	$\frac{1}{T}$		131 167	* 08.1996-> für Fahrzeuge ohne Stabilisator / For vehicles without stabilizer	(117) 81.43701.6842			
	08.95 -	L88		$\frac{1}{0}$	125 148		81.43701.6793	
				$\frac{0}{0}$	125 149		81.43701.6710 81.43701.6827	
18.255 LC, LLC, LLLC, LRC, LLRC, LLLRC, (LE250B) 18.285 LC, LLC, LLLC, LRC, LLRC, LLLRC, (LE280B)	09.99 -	L87		$\frac{1}{0}$	125 963		81.43701.6804	
	09.99 -			$\frac{1}{T}$	131 167	* für Fahrzeuge ohne Stabilisator / For vehicles without stabilizer	(117) 81.43701.6842	
	09.99 -	L88		$\frac{1}{0}$	125 148		81.43701.6793	
				$\frac{0}{0}$	125 149		81.43701.6710 81.43701.6827	
		L89		$\frac{1}{T}$	112 859		81.43701.6597 81.43701.6612	
				$\frac{0}{0}$	125 149		81.43701.6710 81.43701.6827	
	18.284, 18.285, L-KO, LR-KO 18.284 LC, LLC, LLLC, LRC, LLRC, LLLRC	06.98 -	L87		$\frac{1}{0}$	125 963		81.43701.6804
		06.98 -			$\frac{1}{T}$	131 167	* für Fahrzeuge ohne Stabilisator / For vehicles without stabilizer	(117) 81.43701.6842
18.284, 18.285, LK, LLK, LRK, LLRK	06.98 -	L87		$\frac{1}{0}$	125 148		81.43701.6793	
				$\frac{1}{T}$	131 167	* für Fahrzeuge ohne Stabilisator / For vehicles without stabilizer	(117) 81.43701.6842	
18.285 LAC, (LE280B) 18.285 LAK, LARK, (LE280B)	09.99 - 09.99 -	L90		$\frac{1}{0}$	125 963		81.43701.6804	

Achtung: Unsere Artikel sind nur als Ersatz für die angegebenen OE-Nummern gültig. In der Spalte "Ref." ist lediglich ein Teil der OE-Nummern aufgeführt. Die vollständige Auflistung aller Vergleichsnummern finden Sie im Anhang.
 Attention: The articles are only valid as replacement for the listed OE-numbers. In the column "Ref." only a selection of OE-No. is given. The complete listing you can see in the appendix. (151)

		Baumuster Model						Ref.
--	--	--------------------	---	---	---	--	---	------






































MAN

M 2000 L		03.95 -							
26.224 DL-HK 6x4/2	02.99 -	L95		$\frac{1}{0}$	125 148				81.43701.6793
26.224 DLR-HK 6x4/2	02.99 -			$\frac{1}{0}$	131 932				81.43701.6890
26.225 DL-HK 6x4/2	09.00 -								
26.225 DLR-HK 6x4/2	09.00 -								
26.255 DL-HK 6x4/2	09.00 -								
26.255 DLR-HK 6x4/2	09.00 -								
26.284 DL-HK 6x4/2	02.99 -								
26.284 DL-TM 6x4/2	02.99 -								
26.284 DLR-HK 6x4/2	02.99 -								
26.284 DLR-TM 6x4/2	02.99 -								
26.285 DL-HK 6x4/2	09.00 -								
26.285 DL-TM 6x4/2	09.00 -								
26.285 DLR-HK 6x4/2	09.00 -								
M 2000 M		06.95 - 12.05							
12.224 ML, 12.224 MLL	07.95 -	M32		$\frac{1}{0}$	125 148		Achslast [t] / Axle Load [t]: 5,6	(6)	81.43701.6793
12.264 ML, 12.264 MLL	01.96 -			$\frac{1}{0}$	125 963		Achslast [t] / Axle Load [t]: 5,2	(6)	81.43701.6804
13.224 ML, 13.224 MLL	07.95 -	M33		$\frac{0}{0}$	125 959				81.43701.6790
13.264 ML, 13.264 MLL	07.95 -			$\frac{0}{0}$	125 962				81.43701.6841
13.283 ML, 13.283 MLL	06.95 -			$\frac{0}{0}$	125 959				81.43701.6790
14.224 MC, 14.224 MLC, 14.224 MLLC	08.95 - 12.05			$\frac{0}{0}$					
14.264 MC, 14.264 MLC, 14.264 MLLC	08.95 - 12.05								
14.285 MLC, MLLC (ME280C)	09.99 - 12.05								
14.224 MLS, MLRS	08.95 - 12.05	M32		$\frac{1}{0}$	125 148		Achslast [t] / Axle Load [t]: 5,6	(6)	81.43701.6793
14.264 MLS, MLRS	08.95 - 12.05			$\frac{1}{0}$	125 963		Achslast [t] / Axle Load [t]: 5,2	(6)	81.43701.6804
				$\frac{0}{0}$	125 959				81.43701.6790
TGA		03.00 -							
18.280 LL	02.01 - 08.01	H04		$\frac{1}{0}$	311 481		für Fahrzeuge mit Hochdach / For vehicles with raised roof	(114)	81.43701.6920
18.330 LL	02.01 - 08.01			$\frac{1}{0}$	280 930				81.43701.6964
				$\frac{1}{0}$	280 935				81.43701.6897
				$\frac{1}{0}$	131 750		*		81.43701.6948
				$\frac{0}{0}$	131 750				81.43701.6902
				$\frac{0}{0}$	131 696				81.43701.6905
				$\frac{0}{0}$	280 928				81.43701.6904
			$\frac{0}{0}$	310 626				81.43701.6908	
								81.43702.6037	
18.310, 18.320 FAC, FHLC	05.04 -	H22		$\frac{0}{0}$	311 478				81.43702.6002
18.310, 18.320 FAK, FAK-L, FALK, FALK-L, FHLK, FHLK/M	05.04 -			$\frac{0}{0}$	311 479				81.43702.6004
18.350, 18.360 FAC, FHLC	05.04 -			$\frac{0}{0}$					81.43702.6005
18.350, 18.360 FAK, FAK-L, FALK, FALK-L, FHLK, FHLK/M	05.04 -			$\frac{0}{0}$					81.43702.6014
18.390, 18.400 FAC, FHLC	05.04 -			$\frac{0}{0}$	311 480				81.43702.6078
18.390, 18.400 FAK, FAK-L, FALK, FALK-L, FHLK, FHLK/M	05.04 -			$\frac{0}{0}$					81.43702.6011
18.430, 18.440 FAC, FHLC	05.04 -			$\frac{0}{0}$	311 894				81.43702.6076
18.430, 18.440 FAK, FAK-L, FALK, FALK-L, FHLK, FHLK/M	05.04 -			$\frac{0}{0}$					81.43702.6012
18.430, 18.440 FAK, FALK, FALK-L, FHLK, FHLK/M	05.04 -			$\frac{0}{0}$	131 696				81.43701.6905
				$\frac{0}{0}$	280 928				81.43701.6904
				$\frac{0}{0}$	300 002		Vorlaufachse / Leading Axle	(103)	81.43701.6973
				$\frac{0}{0}$	310 626				81.43701.6908
									81.43702.6037

Achtung: Unsere Artikel sind nur als Ersatz für die angegebenen OE-Nummern gültig. In der Spalte "Ref." ist lediglich ein Teil der OE-Nummern aufgeführt. Die vollständige Auflistung aller Vergleichsnummern finden Sie im Anhang.

Attention: The articles are only valid as replacement for the listed OE-numbers. In the column "Ref." only a selection of OE-No. is given. The complete listing you can see in the appendix. (151)









































MAN

TGA		03.00 -								
18.310, 18.320 FAS, FALS, FHLS, FHLS/M 18.350, 18.360 FAS, FALS, FHLS, FHLS/M 18.390, 18.400 FAS, FALS, FHLS, FHLS/M 18.430, 18.440 FAS, FALS, FHLS, FHLS/M	05.04 -	H22		o o	311 478  311 479 		81.43702.6002 81.43702.6004 81.43702.6005 81.43702.6014 81.43702.6078			
	05.04 -			o o	311 480 		81.43702.6011 81.43702.6076			
	05.04 -			o o	311 894 		81.43702.6012			
	05.04 -			o o	131 696  300 002  310 626 	Vorlaufachse / Leading Axle	(103) 81.43701.6905 81.43701.6973 81.43701.6908 81.43702.6037			
	18.310, 18.320 FC, FLC, FLLC, FLLC/N, FLLW, FLLW/N 18.350, 18.360 FC, FLC, FLLC, FLLRC, FLLC/N, FLLW, FLLW/N 18.390, 18.400 FC, FLC, FLLC, FLLC/N, FLLW, FLLW/N 18.430, 18.440 FC, FLC, FLLC, FLLW, FLLW/N, FLLRC, FLLRW			05.04 -	H03		o o	311 478  311 479 		81.43702.6002 81.43702.6004 81.43702.6005 81.43702.6014 81.43702.6078
				05.04 -			o o	311 479  HD		81.43702.6004 81.43702.6005 81.43702.6014 81.43702.6078
05.04 -		o o	311 478  311 479 				81.43702.6002 81.43702.6004 81.43702.6005 81.43702.6014 81.43702.6078			
05.04 -			o o	311 480 				81.43702.6011 81.43702.6076		
05.04 -			o o	311 894  310 628 				81.43702.6012 81.43701.6949 81.43701.6991		
05.04 -			o o	280 937  280 938  300 001 				81.43701.6868 81.43701.6926 81.43701.6934 81.43702.6016		
05.04 -			o o	280 928  310 626 				81.43701.6904 81.43701.6908 81.43702.6037		
18.310 FC, FLC, FRC, FLLC, FLLC/N, FLLW, FLLRC, FLLRW 18.310 FK, FLK, FK-L, FLRK 18.360 FC, FLC, FRC, FLLC, FLLC/N, FLLW, FLLRW 18.360 FK, FLK, FK-L, FLRK 18.410 FC, FRC, FLC, FLRC, FLLC, FLLC/N, FLLW, FLLRC 18.410 FK, FK-L, FLK, FLRK 18.460 FC, FLC, FRC, FLLC, FLLC/N, FLLW, FLLRC, FLLRW 18.460 FK, FK-L, FLK, FLRK 18.480 FC, FLC, FLLC, FLLW, FLLRC 18.480 FK, FLK, FK-L 18.510 FC, FLC, FRC, FLLC, FLLC/N, FLLW, FLLRC, FLLRW 18.530 FC, FLC, FLLC, FLLC/N, FLLW, FLLRC, FLLRW			04.00 -	H05				o o	280 930  ->03.2004	
		12.00 -	o o					311 481  ->03.2004 HD		81.43701.6920
		04.00 -	o o					311 478  311 479 	03.2004-> 03.2004->	81.43702.6002 81.43702.6004 81.43702.6005 81.43702.6014 81.43702.6078
	12.00 -	o o	311 480 		03.2004->	81.43702.6011 81.43702.6076				
	04.00 -	o o	311 894 		03.2004->	81.43702.6012				
	12.00 -	o o	280 935 			81.43701.6897 81.43701.6948				
	04.00 -	o o	310 628 			81.43701.6949 81.43701.6991				
	12.00 -	o o	131 750  *			81.43701.6902				
	09.02 -	o o	280 937  300 001 			81.43701.6868 81.43701.6934 81.43702.6016				
	09.02 -		131 696  280 928  310 626 			81.43701.6905 81.43701.6904 81.43701.6908 81.43702.6037				

Achtung: Unsere Artikel sind nur als Ersatz für die angegebenen OE-Nummern gültig. In der Spalte "Ref." ist lediglich ein Teil der OE-Nummern aufgeführt. Die vollständige Auflistung aller Vergleichsnummern finden Sie im Anhang.
 Attention: The articles are only valid as replacement for the listed OE-numbers. In the column "Ref." only a selection of OE-No. is given. The complete listing you can see in the appendix. (151)

		Baumuster Model						Ref.
--	--	--------------------	---	---	---	--	---	------

MAN

TGA		03.00 -									
18.310, 18.320 FLS, FLRS, FLLS, FLLRS	05.04 -	H06		00	311 478 		81.43702.6002				
					311 479 		81.43702.6004 81.43702.6005 81.43702.6014 81.43702.6078				
					311 480 		81.43702.6011 81.43702.6076				
					311 894 		81.43702.6012				
					310 628 		81.43701.6949 81.43701.6991				
						00	280 937 		81.43701.6868		
							280 938 		81.43701.6926		
							300 001 		81.43701.6934 81.43702.6016		
							131 696 		81.43701.6905		
					18.310 FLS, FLLS, FLLS/N, FLS-TS, FLRS, FLLRS 18.360 FLS, FLLS, FLLS/N, FLS-TS, FLRS, FLLRS 18.480 FLS, FLLS, FLLS/N, FLS-TS, FLRS-WW	04.00 - 04.00 - 09.02 -	H01		10	311 481 	09.2002 - 03.2004 für Fahrzeuge mit Hochdach / For vehicles with raised roof
10	280 930 	09.2002 - 03.2004	81.43701.6964								
	280 935 	09.2002 - 03.2004	81.43701.6897 81.43701.6948								
	310 628 	09.2002 - 03.2004	81.43701.6949 81.43701.6991								
00	311 478 	04.2004->	81.43702.6002								
	311 480 	04.2004->	81.43702.6011 81.43702.6076								
	311 479 	04.2004->	81.43702.6004 81.43702.6005 81.43702.6014 81.43702.6078								
	00	131 696 	09.2002->	81.43701.6905							
			10	280 930 						->03.2004	81.43701.6964
00	311 478 			03.2004->						81.43702.6002	
	311 479 			03.2004->						81.43702.6004 81.43702.6005 81.43702.6014 81.43702.6078	
10	311 480 			03.2004->						81.43702.6011 81.43702.6076	
	311 894 			03.2004->						81.43702.6012	
	280 935 									81.43701.6897 81.43701.6948	
10	310 628 									81.43701.6949 81.43701.6991	
	131 750 									81.43701.6902	
	00			280 938 							81.43701.6926
				300 001 							81.43701.6934 81.43702.6016
				131 696 							81.43701.6905
H12				00	310 629 		81.43701.6950				
					18.310, 18.320 FK, FK-L, FLK, FLK/M	05.04 -	H03		00	311 478 	
311 479 		81.43702.6004 81.43702.6005 81.43702.6014 81.43702.6078									
00	311 479 		81.43702.6004 81.43702.6005 81.43702.6014 81.43702.6078								
	HD										

Achtung: Unsere Artikel sind nur als Ersatz für die angegebenen OE-Nummern gültig. In der Spalte "Ref." ist lediglich ein Teil der OE-Nummern aufgeführt. Die vollständige Auflistung aller Vergleichsnummern finden Sie im Anhang.
Attention: The articles are only valid as replacement for the listed OE-numbers. In the column "Ref." only a selection of OE-No. is given. The complete listing you can see in the appendix. (151)
































MAN

TGA		03.00 -										
18.350, 18.360 FK, FK-L, FLK, FLK/M, 18.390, 18.400 FK, FK-L, FLK, FLK/M 18.430, 18.440 FK, FK-L, FLK, FLK/M	05.04 -	H03			311 479				81.43702.6004 81.43702.6005 81.43702.6014 81.43702.6078			
	05.04 -	H06			311 480				81.43702.6011 81.43702.6076			
	05.04 -				311 894				81.43702.6012			
					310 628				81.43701.6949 81.43701.6991			
							280 937			81.43701.6868		
							280 938			81.43701.6926		
							300 001			81.43701.6934 81.43702.6016		
							280 928			81.43701.6904		
					310 626			81.43701.6908 81.43702.6037				
					05.04 -	H06 H03			311 478			
								311 479				81.43702.6004 81.43702.6005 81.43702.6014 81.43702.6078
	18.350 FLS, FLS/N, FLS/M, FLS-TS, FLLS, FLLS/N, FLLRS 18.390 FLS, FLS-TS, FLS/M, FLLS, FLLS/N, FLLS/M, FLLRS 18.430 FLS, FLS/M, FLS-TS, FLLS, FLLS/N, FLLRS, FLRS	05.04 -	H06			311 478				81.43702.6002		
05.04 -		311 479							81.43702.6004 81.43702.6005 81.43702.6014 81.43702.6078			
		05.04 -				311 480			81.43702.6011 81.43702.6076			
						311 894			81.43702.6012			
						310 628			81.43701.6949 81.43701.6991			
								280 937			81.43701.6868	
		280 938								81.43701.6926		
		300 001								81.43701.6934 81.43702.6016		
		131 696								81.43701.6905		
		H13						310 629				81.43701.6950

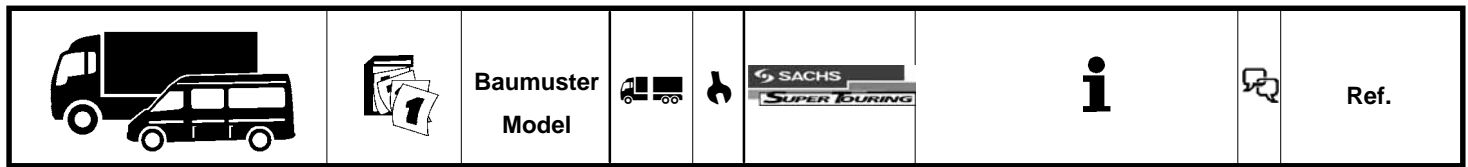
Achtung: Unsere Artikel sind nur als Ersatz für die angegebenen OE-Nummern gültig. In der Spalte "Ref." ist lediglich ein Teil der OE-Nummern aufgeführt. Die vollständige Auflistung aller Vergleichsnummern finden Sie im Anhang.
 Attention: The articles are only valid as replacement for the listed OE-numbers. In the column "Ref." only a selection of OE-No. is given. The complete listing you can see in the appendix. (151)

		Baumuster Model						Ref.
--	--	--------------------	---	---	---	--	---	------

MAN

TGA		03.00 -									
18.410 FLS, FLLS, FLLS/N, FLS-TS, FLRS, FLLRS	04.00 -	H01		$\frac{1}{0}$	280 930 	->03.2004 Achslast [t] / Axle Load [t]: 7,5	(6)	81.43701.6964			
					280 935 	->03.2004 Achslast [t] / Axle Load [t]: 8 Achslast [t] / Axle Load [t]: 9 Achslast [t] / Axle Load [t]: 9,5	(6) (6) (6)	81.43701.6897 81.43701.6948			
					311 481 	09.2002 - 03.2004 für Fahrzeuge mit Hochdach / For vehicles with raised roof	(114)	81.43701.6920			
					280 930 	09.2002 - 03.2004		81.43701.6964			
					280 935 	09.2002 - 03.2004		81.43701.6897 81.43701.6948			
					310 628 	09.2002 - 03.2004		81.43701.6949 81.43701.6991			
					311 478 	04.2004->		81.43702.6002			
					311 480 	04.2004->		81.43702.6011 81.43702.6076			
					311 479  	04.2004->		81.43702.6004 81.43702.6005 81.43702.6014 81.43702.6078			
						$\frac{0}{0}$	131 696 			81.43701.6905	
					H05		$\frac{1}{0}$	280 930 	->03.2004		81.43701.6964
								311 478 	03.2004->		81.43702.6002
								311 479 	03.2004->		81.43702.6004 81.43702.6005 81.43702.6014 81.43702.6078
	311 480 	03.2004->		81.43702.6011 81.43702.6076							
	311 894 	03.2004->		81.43702.6012							
	280 935 			81.43701.6897 81.43701.6948							
	310 628 			81.43701.6949 81.43701.6991							
	131 750  			81.43701.6902							
		$\frac{0}{0}$	280 938 						81.43701.6926		
	300 001 			81.43701.6934 81.43702.6016							
	H12		$\frac{0}{0}$	131 696 			81.43701.6905				
				310 629 			81.43701.6950				

Achtung: Unsere Artikel sind nur als Ersatz für die angegebenen OE-Nummern gültig. In der Spalte "Ref." ist lediglich ein Teil der OE-Nummern aufgeführt. Die vollständige Auflistung aller Vergleichsnummern finden Sie im Anhang.
Attention: The articles are only valid as replacement for the listed OE-numbers. In the column "Ref." only a selection of OE-No. is given. The complete listing you can see in the appendix. (151)
















































MAN

TGA		03.00 -						
18.460 FLS, FLLS, FLLS/N, FLS-TS, FLRS, FLLRS	04.00 -	H01		$\frac{1}{0}$	280 930	->03.2004 Achslast [t] / Axle Load [t]: 7,5	(6)	81.43701.6964
					280 935	->03.2004 Achslast [t] / Axle Load [t]: 8 Achslast [t] / Axle Load [t]: 9 Achslast [t] / Axle Load [t]: 9,5	(6) (6) (6)	81.43701.6897 81.43701.6948
					311 481	09.2002 - 03.2004 für Fahrzeuge mit Hochdach / For vehicles with raised roof	(114)	81.43701.6920
					280 930	09.2002 - 03.2004		81.43701.6964
					280 935	09.2002 - 03.2004		81.43701.6897 81.43701.6948
					310 628	09.2002 - 03.2004		81.43701.6949 81.43701.6991
					311 478	04.2004->		81.43702.6002
					311 480	04.2004->		81.43702.6011 81.43702.6076
					311 479	04.2004->		81.43702.6004 81.43702.6005 81.43702.6014 81.43702.6078
					131 696	09.2002->		81.43701.6905
	131 696			81.43701.6905				
	H05		$\frac{1}{0}$	280 930	->03.2004		81.43701.6964	
				311 478	03.2004->		81.43702.6002	
				311 479	03.2004->		81.43702.6004 81.43702.6005 81.43702.6014 81.43702.6078	
				311 480	03.2004->		81.43702.6011 81.43702.6076	
				311 894	03.2004->		81.43702.6012	
				280 935			81.43701.6897 81.43701.6948	
				310 628			81.43701.6949 81.43701.6991	
				131 750			81.43701.6902	
				280 938			81.43701.6926	
300 001						81.43701.6934 81.43702.6016		
131 696			81.43701.6905					
H12		$\frac{0}{0}$	310 629			81.43701.6950		
18.480 FC, FLC, FLLC, FLLRC, FLLW, FLRC 18.480 FK, FK-L, FLK	01.06 -	H06 H10 H03 H15		$\frac{0}{0}$	311 478		81.43702.6002	
	01.06 -				311 479		81.43702.6004 81.43702.6005 81.43702.6014 81.43702.6078	
					311 479	HD	81.43702.6004 81.43702.6005 81.43702.6014 81.43702.6078	

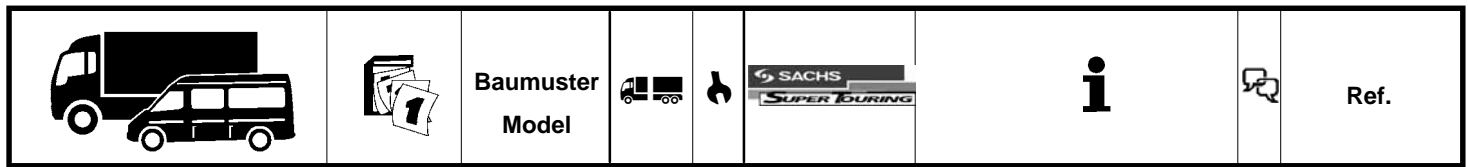
Achtung: Unsere Artikel sind nur als Ersatz für die angegebenen OE-Nummern gültig. In der Spalte "Ref." ist lediglich ein Teil der OE-Nummern aufgeführt. Die vollständige Auflistung aller Vergleichsnummern finden Sie im Anhang.
 Attention: The articles are only valid as replacement for the listed OE-numbers. In the column "Ref." only a selection of OE-No. is given. The complete listing you can see in the appendix. (151)

		Baumuster Model						Ref.
--	---	--------------------	---	---	---	---	---	------

MAN

TGA		03.00 -								
18.480 FHLC	04.06 -	H22		o o	311 478 			81.43702.6002		
					311 479 			81.43702.6004 81.43702.6005 81.43702.6014 81.43702.6078		
					311 480 			81.43702.6011 81.43702.6076		
					311 894 			81.43702.6012		
				o o	131 696 			81.43701.6905		
					280 928 			81.43701.6904		
					300 002 	Vorlaufachse / Leading Axle	(103)	81.43701.6973		
					310 626 			81.43701.6908 81.43702.6037		
18.480 FHLK, FHLK/M	04.06 -	H22		o o	311 478 			81.43702.6002		
					311 479 			81.43702.6004 81.43702.6005 81.43702.6014 81.43702.6078		
					311 480 			81.43702.6011 81.43702.6076		
					311 894 			81.43702.6012		
				o o	131 696 			81.43701.6905		
					280 928 			81.43701.6904		
					300 002 	Vorlaufachse / Leading Axle	(103)	81.43701.6973		
					310 626 			81.43701.6908 81.43702.6037		
18.480 FHLS, FHLS/M	04.06 -	H22		o o	311 478 			81.43702.6002		
					311 479 			81.43702.6004 81.43702.6005 81.43702.6014 81.43702.6078		
					311 480 			81.43702.6011 81.43702.6076		
					311 894 			81.43702.6012		
				o o	131 696 			81.43701.6905		
					300 002 	Vorlaufachse / Leading Axle	(103)	81.43701.6973		
					310 626 			81.43701.6908 81.43702.6037		
					18.510 FLS, FLLS, FLLS/N, FLRS, FLLRS 18.530 FLS, FLLS, FLLS/N	04.00 -	H05		o o	280 930 
09.02 -	311 478 	03.2004->		81.43702.6002						
	311 479 	03.2004->		81.43702.6004 81.43702.6005 81.43702.6014 81.43702.6078						
	311 480 	03.2004->		81.43702.6011 81.43702.6076						
	311 894 	03.2004->		81.43702.6012						
		o o	280 935 							81.43701.6897 81.43701.6948
310 628 						81.43701.6949 81.43701.6991				
	o o	H12		o o		131 750 		*		81.43701.6902
						280 938 				81.43701.6926
						300 001 				81.43701.6934 81.43702.6016
						131 696 				81.43701.6905
					310 629 			81.43701.6950		

Achtung: Unsere Artikel sind nur als Ersatz für die angegebenen OE-Nummern gültig. In der Spalte "Ref." ist lediglich ein Teil der OE-Nummern aufgeführt. Die vollständige Auflistung aller Vergleichsnummern finden Sie im Anhang.
 Attention: The articles are only valid as replacement for the listed OE-numbers. In the column "Ref." only a selection of OE-No. is given. The complete listing you can see in the appendix. (151)
















MAN

TGA		03.00 -							
26.310 FDC, FDLC, FDRC, FDLC/M, FDLRC 26.310 FDK, FDLK, FDRK 26.360 FDC, FDLC, FDLC/M, FDRC, FDLRC-WW 26.360 FDK, FDLK, FDRK, FDLRK 26.410 FDC, FDLC, FDLC/M, FDLC-WW; FDRC-WW, FDLRC-WW 26.410 FDK, FDRK, FDLK, FDLRK 26.460 FDC, FDLC, FDLC/M, FDLC-WW, FDRC, FDLRC-WW 26.460 FDK, FDLK, FDLRK 26.480 FDC, FDLC, FDRC, FDLC/M, FDLRC-WW	01.01 -	H29		$\frac{1}{0}$	280 930	->03.2004		81.43701.6964	
					09.02 -	280 935	->03.2004		81.43701.6897
					01.01 -	310 628	->03.2004		81.43701.6948
					09.02 -	131 750	->03.2004		81.43701.6949
					01.01 -	311 481	->03.2004		81.43701.6991
					09.02 -	311 478	03.2004->		81.43701.6920
					01.01 -	311 479	03.2004->		81.43702.6002
					09.01 -	311 479	03.2004->		81.43702.6004
					01.01 -	311 480	03.2004->		81.43702.6005
					01.01 -	311 894	03.2004->		81.43702.6014
					09.02 -	311 894	03.2004->		81.43702.6078
						311 479	03.2004->		81.43702.6011
						311 479	03.2004->		81.43702.6076
						311 894	03.2004->		81.43702.6012
						311 479	03.2004->		81.43702.6004
						311 479	03.2004->		81.43702.6005
						311 479	03.2004->		81.43702.6014
		311 479	03.2004->		81.43702.6078				
		112 854	Vorlaufachse / Leading Axle	(103)	81.43701.6568				
		300 002	Vorlaufachse / Leading Axle	(103)	81.43701.6605				
		280 937	Achsausführung / Axle Version: HD9/H9-13120	(4)	81.43701.6868				
		300 001	Achsausführung / Axle Version: HD9/H9-13120	(4)	81.43701.6934				
		131 696			81.43702.6016				
		311 485			81.43701.6905				
		311 485			81.43701.6975				
		131 146			81.43701.6721				
		131 146			81.43701.6722				
26.310 FDS, FDLS, FDLS/M, FDLRS 26.410 FDS, FDLS, FDLS/M, FDLS-WW, FDRS-WW, FDLRS-WW 26.460 FDS, FDLS, FDLS/M, FDLS-WW, FDRS-WW, FDLRS-WW	01.01 -	H29		$\frac{1}{0}$	280 930	->03.2004		81.43701.6964	
					06.01 -	280 935	->03.2004		81.43701.6897
					06.01 -	310 628	->03.2004		81.43701.6948
						310 628	->03.2004		81.43701.6949
						310 628	->03.2004		81.43701.6991
						131 750	->03.2004		81.43701.6902
						311 478	03.2004->		81.43701.6920
						311 479	03.2004->		81.43702.6002
						311 479	03.2004->		81.43702.6004
						311 479	03.2004->		81.43702.6005
						311 479	03.2004->		81.43702.6014
						311 479	03.2004->		81.43702.6078
						311 480	03.2004->		81.43702.6011
						311 480	03.2004->		81.43702.6076
						311 894	03.2004->		81.43702.6012
						112 854	Vorlaufachse / Leading Axle	(103)	81.43701.6568
						300 002	Vorlaufachse / Leading Axle	(103)	81.43701.6605
		280 938	Achsausführung / Axle Version: HD9/H9-13120	(4)	81.43701.6926				
		300 001	Achsausführung / Axle Version: HD9/H9-13120	(4)	81.43701.6934				
		131 696			81.43702.6016				
		131 696			81.43701.6905				
		311 485			81.43701.6975				
		131 146			81.43701.6721				
		131 146			81.43701.6722				

Achtung: Unsere Artikel sind nur als Ersatz für die angegebenen OE-Nummern gültig. In der Spalte "Ref." ist lediglich ein Teil der OE-Nummern aufgeführt. Die vollständige Auflistung aller Vergleichsnummern finden Sie im Anhang.
 Attention: The articles are only valid as replacement for the listed OE-numbers. In the column "Ref." only a selection of OE-No. is given. The complete listing you can see in the appendix. (151)

		Baumuster Model						Ref.
--	--	--------------------	---	---	---	--	---	------

MAN

































TGA		03.00 -									
26.310 FNLC, FNLLC, FVLC, FNLLW, FNLR, FNLLRW 26.360 FNLC, FNLLC, FNLLW, FNLLRC, FNLLRW, FVLC 26.460 FNLC, FNLR, FNLLC, FNLLRW, FNLLRC 26.510 FNLC, FNLLC, FNLLW, FNLLRC, FVLC	09.00 -	H17		$\frac{1}{0}$	280 930 	->02.2004		81.43701.6964			
					310 628 	->02.2004		81.43701.6949			
	09.00 -										81.43701.6991
											81.43701.6902
	04.00 -										
											81.43701.6920
	12.00 -										
											81.43702.6002
											81.43702.6011
											81.43702.6076
											81.43702.6012
											81.43701.6897
											81.43701.6948
											81.43701.6905
26.310 FPLS, FVLS, FNLS, FNLLS, FPLRS, FNLR, FVLRS 26.360 FDS, FDLS, FNLS, FNLLS, FPLS, FPLRS, FVLS, FVLRS 26.410 FPLS, FPLRS, FVLS, FNLS, FNLLS 26.460 FPLS, FPLRS, FVLS, FVLRS, FNLS, FNLLS, FNLR 26.510 FNLS, FNLLS, FNLR, FPLS, FVLS 26.530 FNLS, FNLLS, FNLR, FPLS, FVLS, FVLRS	12.00 -	H17		$\frac{1}{0}$	280 930 	->02.2004		81.43701.6964			
					310 628 	->02.2004		81.43701.6949			
	12.00 -										81.43701.6991
											81.43701.6902
	12.00 -										81.43701.6920
	12.00 -										81.43702.6002
											81.43702.6011
											81.43702.6076
											81.43702.6012
	09.02 -										81.43701.6897
											81.43701.6948
											81.43701.6905
											81.43701.6904
											81.43701.6908
							81.43702.6037				
							81.43701.6911				
							81.43701.6912				
							81.43701.6944				
							81.43701.6945				
		H23		$\frac{1}{0}$	280 930 	->03.2004		81.43701.6964			
					280 935 	->03.2004		81.43701.6897			
					310 628 	->03.2004		81.43701.6948			
								81.43701.6949			
								81.43701.6991			
								81.43701.6902			
								81.43702.6002			
								81.43702.6011			
								81.43702.6076			
								81.43702.6012			
								300 002 	Vorlaufachse / Leading Axle	(103)	81.43701.6973
								131 696 			81.43701.6905
								280 928 			81.43701.6904

Achtung: Unsere Artikel sind nur als Ersatz für die angegebenen OE-Nummern gültig. In der Spalte "Ref." ist lediglich ein Teil der OE-Nummern aufgeführt. Die vollständige Auflistung aller Vergleichsnummern finden Sie im Anhang.

Attention: The articles are only valid as replacement for the listed OE-numbers. In the column "Ref." only a selection of OE-No. is given. The complete listing you can see in the appendix. (151)

		Baumuster Model						Ref.
--	--	--------------------	---	---	---	--	---	------








































MAN

TGA		03.00 -						
26.310 FVL-KO 26.360 FVL-KO 26.410 FVL-KO 26.460 FVLC 26.460 FVL-KO 26.480 FVL-KO	12.00 -	H23		I O	280 930 	->03.2004	81.43701.6964	
	12.00 -				280 935 	->03.2004	81.43701.6897	
	12.00 -				310 628 	->03.2004	81.43701.6948	
	02.01 -				131 750 	->03.2004	81.43701.6949	
	12.00 -						311 481 	->03.2004
	09.02 -			O O	131 750 	->03.2004	81.43701.6902	
					311 481 	->03.2004	81.43701.6920	
					311 478 	03.2004->	81.43702.6002	
					311 480 	03.2004->	81.43702.6011	
					311 894 	03.2004->	81.43702.6012	
	O O	300 002 	Vorlaufachse / Leading Axle	(103)	81.43701.6973			
			131 696 		81.43701.6905			
	HW2 H66 H26 H30			O O	280 928 		81.43701.6904	
06.05 -		311 478 				81.43702.6002		
05.04 -		311 479 				81.43702.6004		
05.04 -						81.43702.6005		
02.06 -						81.43702.6014		
05.04 -		311 480 			81.43702.6078			
05.04 -					311 894 		81.43702.6011	
05.04 -		I O			310 628 		81.43702.6076	
05.04 -					311 894 		81.43702.6012	
05.04 -		O O			310 628 		81.43701.6949	
05.04 -	311 479 				81.43701.6991			
05.04 -	O O		311 479 		81.43702.6004			
05.04 -			310 628 		81.43702.6005			
05.04 -	O O		311 479 		81.43702.6014			
05.04 -			280 937 		81.43702.6078			
05.04 -	O O		280 938 		81.43701.6868			
05.04 -			280 938 (x4) 		81.43701.6926			
01.06 -	O O		300 001 (x4) 		81.43701.6934			
01.06 -			300 001 (x4) 		81.43702.6016			

Achtung: Unsere Artikel sind nur als Ersatz für die angegebenen OE-Nummern gültig. In der Spalte "Ref." ist lediglich ein Teil der OE-Nummern aufgeführt. Die vollständige Auflistung aller Vergleichsnummern finden Sie im Anhang.
 Attention: The articles are only valid as replacement for the listed OE-numbers. In the column "Ref." only a selection of OE-No. is given. The complete listing you can see in the appendix. (151)

		Baumuster Model						Ref.
--	--	--------------------	---	---	---	--	---	------

MAN










































TGA		03.00 -							
26.310, 26.320 FDC, FDRC, FDC/M, FDRC/M, FDLC, FNHLC, FVHLC 26.350, 26.360 FDC, FDRC, FDC/M, FDRC/M, FDLC, FDLRC, FNHLC 26.390, 26.400 FDC, FDRC, FDLRC, FDRC/M, FDLC, FNHLC, FVHLC 26.430, 26.440 FDC, FDRC, FDLC, FDLRC, FDLC/M, FNHLC, FVHLC 26.480 FDC, FDC/M, FDLC, FDLRC, FDRC, FNHLC, FVHLC, FDLRC-WW	05.04 -	H26			311 478 		81.43702.6002		
					311 479 		81.43702.6004 81.43702.6005 81.43702.6014 81.43702.6078		
	05.04 -					311 480 		81.43702.6011 81.43702.6076	
	05.04 -					311 894 		81.43702.6012	
						310 628 		81.43701.6949 81.43701.6991	
	05.04 -					311 479 	HD	81.43702.6004 81.43702.6005 81.43702.6014 81.43702.6078	
	02.06 -						280 937 		81.43701.6868
							280 938 (x4) 		81.43701.6926
							300 001 (x4) 		81.43701.6934 81.43702.6016
	H30			311 478 		81.43702.6002			
				311 479 		81.43702.6004 81.43702.6005 81.43702.6014 81.43702.6078			
				311 480 		81.43702.6011 81.43702.6076			
				311 894 		81.43702.6012			
						311 479 	HD	81.43702.6004 81.43702.6005 81.43702.6014 81.43702.6078	
						280 937 (x4) 		81.43701.6868	
						300 001 (x4) 		81.43701.6934 81.43702.6016	
						131 696 (x4) 		81.43701.6905	
						311 485 (x4) 		81.43701.6975	
						131 146 	▲(x4)	81.43701.6721 81.43701.6722	
H42			311 478 		81.43702.6002				
			311 480 		81.43702.6011 81.43702.6076				
			311 894 		81.43702.6012				
					131 696 		81.43701.6905		
					300 002 	Vorlaufachse / Leading Axle	(103) 81.43701.6973		

Achtung: Unsere Artikel sind nur als Ersatz für die angegebenen OE-Nummern gültig. In der Spalte "Ref." ist lediglich ein Teil der OE-Nummern aufgeführt. Die vollständige Auflistung aller Vergleichsnummern finden Sie im Anhang.

Attention: The articles are only valid as replacement for the listed OE-numbers. In the column "Ref." only a selection of OE-No. is given. The complete listing you can see in the appendix. (151)

		Baumuster Model						Ref.
--	--	--------------------	---	---	---	--	---	------



































MAN

TGA		03.00 -								
26.310, 26.320 FDK, FDLK 26.350, 26.360 FDK, FDLK, FDRK 26.390, 26.400 FDK, FDLK 26.430, 26.440 FDK, FDLK 26.480 FDK, FDLK	05.04 -	H26		1 0	310 628 		81.43701.6949			
	05.04 -			0 0	280 937 		81.43701.6991			
	05.04 -			0 0	280 938 (x4) 		81.43701.6868			
	05.04 -	H26 H30		0 0	311 478 		81.43701.6926			
	02.06 -				311 479 		81.43702.6002			
					311 480 		81.43702.6004 81.43702.6005 81.43702.6014 81.43702.6078			
					311 894 		81.43702.6011 81.43702.6076			
					311 479 		81.43702.6012			
					HD		81.43702.6004 81.43702.6005 81.43702.6014 81.43702.6078			
				0 0	300 001 (x4) 		81.43701.6934 81.43701.6016			
		H30		0 0	280 937 (x4) 		81.43701.6868			
					131 696 (x4) 		81.43701.6905			
	311 485 (x4) 					81.43701.6975				
	131 146 					81.43701.6721 81.43701.6722				
26.310, 26.320 FDS, FDS/M, FDLS, FDRS, FDRS/M, FNHLS, FDLRS	05.04 -	H26		0 0	311 478 		81.43702.6002			
					311 479 		81.43702.6004 81.43702.6005 81.43702.6014 81.43702.6078			
					311 480 		81.43702.6011 81.43702.6076			
					311 894 		81.43702.6012			
					310 628 		81.43701.6949 81.43701.6991			
					280 937 		81.43701.6868			
					0 0	280 938 (x4) 		81.43701.6926		
						300 001 (x4) 		81.43701.6934 81.43702.6016		
							0 0	311 478 		81.43702.6002
								311 479 		81.43702.6004 81.43702.6005 81.43702.6014 81.43702.6078
								311 480 		81.43702.6011 81.43702.6076
								311 894 		81.43702.6012
				0 0	280 937 (x4) 				81.43701.6868	
					280 938 (x4) 		81.43701.6926			
					300 001 (x4) 		81.43701.6934 81.43702.6016			
					131 696 (x4) 		81.43701.6905			
					311 485 (x4) 		81.43701.6975			
					131 146 		81.43701.6721 81.43701.6722			

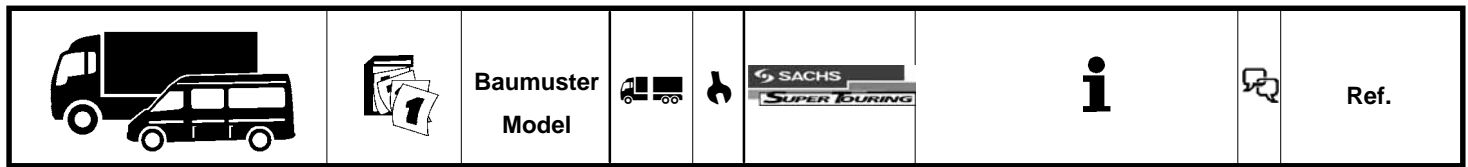
Achtung: Unsere Artikel sind nur als Ersatz für die angegebenen OE-Nummern gültig. In der Spalte "Ref." ist lediglich ein Teil der OE-Nummern aufgeführt. Die vollständige Auflistung aller Vergleichsnummern finden Sie im Anhang.
 Attention: The articles are only valid as replacement for the listed OE-numbers. In the column "Ref." only a selection of OE-No. is given. The complete listing you can see in the appendix. (151)

		Baumuster Model						Ref.
--	--	--------------------	---	---	---	--	---	------

MAN

TGA		03.00 -								
26.310, 26.320 FNLC, FNLLC, FNLC, FNLLRC, FNLLW 26.310, 26.320 FNLS, FNLLS, FNLR, FNLLRS 26.350, 26.360 FNLC, FNLLC, FNLLW, FNLC, FNLLRC 26.350, 26.360 FNLS, FNLLS, FNLR, FNLLRS, FPLS, FPLRS 26.390, 26.400 FNLC, FNLLC, FNLLW, FNLC, FNLLRC 26.390, 26.400 FNLS, FNLLS, FNLR, FNLLRS, FPLS, FPLRS 26.430, 26.440, FNLC, FNLLC, FNLLW, FNLC, FNLLRC, FVLC 26.430, 26.440, FNLS, FNLLS, FNLR, FNLLRS, FPLS, FPLRS 26.480 FNLS, FNLLS, FNLR, FPLS, FVLS, FVLR	05.04 -	H18		o o	311 478 		81.43702.6002			
	05.04 -				311 480 		81.43702.6011 81.43702.6076			
					311 894 		81.43702.6012			
						o o	131 696 		81.43701.6905	
				280 928 				81.43701.6904		
				310 626 				81.43701.6908 81.43702.6037		
				280 931 				81.43701.6911		
				310 627 				81.43701.6912		
				311 482 				81.43701.6944		
						o o	311 483 		81.43701.6945	
	26.310, 26.320 FVHL-KO 26.350, 26.360 FVHL-KO 26.390, 26.400 FVHL-KO 26.430, 26.440 FVHL-KO 26.480 FVHL-KO		06.05 - 06.05 - 06.05 - 06.05 - 02.06 -	H42		o o	311 478 		81.43702.6002	
				311 480 				81.43702.6011 81.43702.6076		
				311 894 				81.43702.6012		
				o o	131 696 		81.43701.6905			
		300 002 			Vorlaufachse / Leading Axle	(103)	81.43701.6973			
26.350, 26.360 FD-TM	02.04 -	H26		 o	280 930 	->03.2004	81.43701.6964			
					280 935 	->03.2004	81.43701.6897 81.43701.6948			
					131 750 	->03.2004	81.43701.6902			
					311 481 	->03.2004	81.43701.6920			
							o o	311 478 	03.2004->	81.43702.6002
					311 479 	03.2004->		81.43702.6004 81.43702.6005 81.43702.6014 81.43702.6078		
					311 480 	03.2004->		81.43702.6011 81.43702.6076		
					311 894 	03.2004->		81.43702.6012		
					311 479 	03.2004->		81.43702.6004 81.43702.6005 81.43702.6014 81.43702.6078		
							 o	310 628 		81.43701.6949 81.43701.6991
							o o	280 937 		81.43701.6868
					280 938 			(x4)		81.43701.6926
					300 001 			(x4)		81.43701.6934 81.43702.6016

Achtung: Unsere Artikel sind nur als Ersatz für die angegebenen OE-Nummern gültig. In der Spalte "Ref." ist lediglich ein Teil der OE-Nummern aufgeführt. Die vollständige Auflistung aller Vergleichsnummern finden Sie im Anhang.
Attention: The articles are only valid as replacement for the listed OE-numbers. In the column "Ref." only a selection of OE-No. is given. The complete listing you can see in the appendix. (151)


















































MAN

TGA		03.00 -							
26.350, 26.360 FDS, FDS/M, FDLS, FDRS, FNHLS, FPHLS 26.390, 26.400 FDS, FDS/M, FDLS, FDLRS, FNHLS, FPHLS, FVHLS 26.480 FDS, FDLS, FDLRS, FNHLS, FPHLS, FVHLS	05.04 -	H26			311 478		81.43702.6002		
	05.04 -				311 479		81.43702.6004 81.43702.6005 81.43702.6014 81.43702.6078		
					311 480		81.43702.6011 81.43702.6076		
					311 894		81.43702.6012		
					310 628		81.43701.6949 81.43701.6991		
						280 937		81.43701.6868	
			280 938 (x4)			81.43701.6926			
	02.06 -		H30			311 478		81.43702.6002	
						311 479		81.43702.6004 81.43702.6005 81.43702.6014 81.43702.6078	
						311 480		81.43702.6011 81.43702.6076	
						311 894		81.43702.6012	
						280 937 (x4)		81.43701.6868	
		280 938 (x4)					81.43701.6926		
				300 001 (x4)		81.43701.6934 81.43702.6016			
				131 696 (x4)		81.43701.6905			
				311 485 (x4)		81.43701.6975			
				131 146		81.43701.6721 81.43701.6722			
				H42			311 478		81.43702.6002
							311 480		81.43702.6011 81.43702.6076
			311 894		81.43702.6012				
			131 696		81.43701.6905				
	300 002		Vorlaufachse / Leading Axle (103)	81.43701.6973					

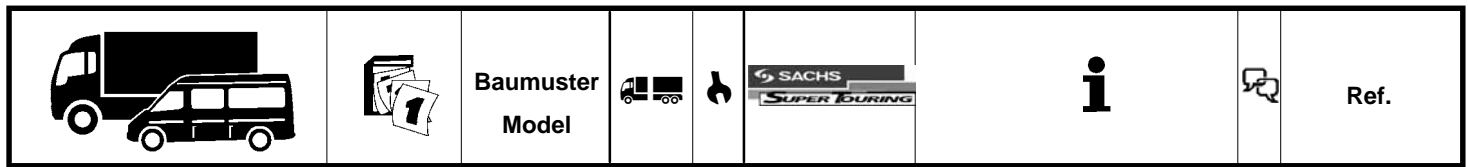
Achtung: Unsere Artikel sind nur als Ersatz für die angegebenen OE-Nummern gültig. In der Spalte "Ref." ist lediglich ein Teil der OE-Nummern aufgeführt. Die vollständige Auflistung aller Vergleichsnummern finden Sie im Anhang.
 Attention: The articles are only valid as replacement for the listed OE-numbers. In the column "Ref." only a selection of OE-No. is given. The complete listing you can see in the appendix. (151)

		Baumuster Model						Ref.
--	--	--------------------	---	---	---	--	---	------

MAN

TGA		03.00 -							
26.360 FDLS, FDLS/M, FDLRS, FDLRS/M, FDLRS-WW, FDRS	09.03 -	H29		$\frac{1}{0}$	311 478 	03.2004->		81.43702.6002	
					280 930 	->03.2004		81.43701.6964	
		280 935 		->03.2004		81.43701.6897 81.43701.6948			
		310 628 		->03.2004		81.43701.6949 81.43701.6991			
		$\frac{1}{0}$		131 750 	->03.2004		81.43701.6902		
				*					
		$\frac{0}{0}$		311 479 	03.2004->		81.43702.6004 81.43702.6005 81.43702.6014 81.43702.6078		
				311 480 	03.2004->		81.43702.6011 81.43702.6076		
				311 894 	03.2004->		81.43702.6012		
				$\frac{0}{0}$	112 854 	Vorlaufachse / Leading Axle	(103)	81.43701.6568 81.43701.6605	
					300 002 	Vorlaufachse / Leading Axle	(103)	81.43701.6973	
		$\frac{0}{0}$		$\frac{0}{0}$	280 938 	Achsausführung / Axle Version: HD9/H9-13120	(4)	81.43701.6926	
					300 001 	Achsausführung / Axle Version: HD9/H9-13120	(4)	81.43701.6934 81.43702.6016	
					131 696 			81.43701.6905	
					311 485 			81.43701.6975	
		$\frac{0}{0}$		$\frac{0}{0}$	131 146 			81.43701.6721 81.43701.6722	
*									
26.410 FNLC, FNLLC, FNLLW, FNLLRC, FNLLRC, FVLC 26.480 FNLC, FNLLC, FVLC, FNLLRC, FVLLW 26.530 FNLC, FNLLC, FNLLW, FNLLRC, FVLC, FVLC	04.00 -	H17		$\frac{1}{0}$	280 930 	->02.2004		81.43701.6964	
					310 628 	->02.2004		81.43701.6949 81.43701.6991	
	$\frac{1}{0}$			131 750 	->02.2004		81.43701.6902		
				*					
	$\frac{0}{0}$			311 481 	->02.2004		81.43701.6920		
				HD					
	$\frac{0}{0}$			311 478 	03.2004->		81.43702.6002		
				311 480 	03.2004->		81.43702.6011 81.43702.6076		
				311 894 	03.2004->		81.43702.6012		
	$\frac{1}{0}$			280 935 			81.43701.6897 81.43701.6948		
					$\frac{0}{0}$	131 696 		81.43701.6905	
	280 928 						81.43701.6904		
	310 626 						81.43701.6908 81.43702.6037		
	$\frac{0}{0}$			$\frac{0}{0}$	280 931 		81.43701.6911		
					310 627 		81.43701.6912		
					311 482 		81.43701.6944		
311 483 			81.43701.6945						
H23		$\frac{1}{0}$	280 930 	->03.2004	81.43701.6964				
			280 935 	->03.2004	81.43701.6897 81.43701.6948				
			310 628 	->03.2004	81.43701.6949 81.43701.6991				
			$\frac{1}{0}$	131 750 	->03.2004	81.43701.6902			
				*					
			$\frac{0}{0}$	311 481 	->03.2004	81.43701.6920			
				HD					
			$\frac{0}{0}$	311 478 	03.2004->	81.43702.6002			
				311 480 	03.2004->	81.43702.6011 81.43702.6076			
				311 894 	03.2004->	81.43702.6012			
	$\frac{0}{0}$	300 002 	Vorlaufachse / Leading Axle	(103)	81.43701.6973				
		131 696 		81.43701.6905					
280 928 		81.43701.6904							

Achtung: Unsere Artikel sind nur als Ersatz für die angegebenen OE-Nummern gültig. In der Spalte "Ref." ist lediglich ein Teil der OE-Nummern aufgeführt. Die vollständige Auflistung aller Vergleichsnummern finden Sie im Anhang.
 Attention: The articles are only valid as replacement for the listed OE-numbers. In the column "Ref." only a selection of OE-No. is given. The complete listing you can see in the appendix. (151)








































MAN

TGA		03.00 -									
26.430, 26.440 FDS, FDLS, FDRS, FDLRS, FNHLS, FPHLS, FVHLS	02.04 -	H26		$\frac{1}{0}$	280 930	->03.2004		81.43701.6964			
					280 935	->03.2004		81.43701.6897 81.43701.6948			
				$\frac{1}{0}$	131 750	->03.2004		81.43701.6902			
					*						
				$\frac{0}{0}$	311 478	03.2004->		81.43702.6002			
					311 479	03.2004->		81.43702.6004 81.43702.6005 81.43702.6014 81.43702.6078			
			311 480		03.2004->		81.43702.6011 81.43702.6076				
			$\frac{1}{0}$	311 894	03.2004->		81.43702.6012				
				310 628			81.43701.6949 81.43701.6991				
				$\frac{0}{0}$	$\frac{0}{0}$	280 937		81.43701.6868			
						280 938	(x4)		81.43701.6926		
						300 001	(x4)		81.43701.6934 81.43702.6016		
			H30				$\frac{1}{0}$	280 930	->03.2004		81.43701.6964
								280 935	->03.2004		81.43701.6897 81.43701.6948
	$\frac{1}{0}$	310 628					->03.2004		81.43701.6949 81.43701.6991		
		*									
	$\frac{0}{0}$	311 478					03.2004->		81.43702.6002		
		311 479					03.2004->		81.43702.6004 81.43702.6005 81.43702.6014 81.43702.6078		
		311 480				03.2004->		81.43702.6011 81.43702.6076			
	$\frac{1}{0}$	311 894				03.2004->		81.43702.6012			
		$\frac{0}{0}$				$\frac{0}{0}$	280 937	(x4)		81.43701.6868	
							280 938	(x4)		81.43701.6926	
							300 001	(x4)		81.43701.6934 81.43702.6016	
							131 696	(x4)		81.43701.6905	
							311 485	(x4)		81.43701.6975	
							131 146	▲(x4)		81.43701.6721 81.43701.6722	
	H42				$\frac{1}{0}$	280 930	->03.2004		81.43701.6964		
						280 935	->03.2004		81.43701.6897 81.43701.6948		
$\frac{1}{0}$					131 750	->03.2004		81.43701.6902			
				*							
$\frac{0}{0}$				311 478	03.2004->		81.43702.6002				
				311 480	03.2004->		81.43702.6011 81.43702.6076				
$\frac{0}{0}$				311 894	03.2004->		81.43702.6012				
				$\frac{0}{0}$	$\frac{0}{0}$	131 696		81.43701.6905			
	300 002	Vorlaufachse / Leading Axle	(103)			81.43701.6973					

Achtung: Unsere Artikel sind nur als Ersatz für die angegebenen OE-Nummern gültig. In der Spalte "Ref." ist lediglich ein Teil der OE-Nummern aufgeführt. Die vollständige Auflistung aller Vergleichsnummern finden Sie im Anhang.
 Attention: The articles are only valid as replacement for the listed OE-numbers. In the column "Ref." only a selection of OE-No. is given. The complete listing you can see in the appendix. (151)

		Baumuster Model						Ref.
--	--	--------------------	---	---	---	--	---	------

MAN
















































TGA		03.00 -											
26.480 FD-TM, 12816 ccm 33.360 FD-TM, FDR-TM 33.410 FD-TM, FDR-TM 33.460 FD-TM, FDR-TM 33.480 FD-TM 33.530 FDC, FDC/M, FDLC, FDRC, FDLRC	09.02 -	H63 H29 H25		$\frac{1}{0}$	280 930 	->03.2004		81.43701.6964					
	01.01 -				280 935 	->03.2004		81.43701.6897					
	10.00 -				131 750 	->03.2004	*			81.43701.6902			
	09.02 -										311 481 	->03.2004	
	09.02 -				00	00		$\frac{1}{0}$	311 478 	03.2004->		81.43702.6002	
	09.02 -								311 479 	03.2004->		81.43702.6004	
													81.43702.6005
													81.43702.6014
													81.43702.6078
													81.43702.6011
									81.43702.6076				
									311 894 	03.2004->		81.43702.6012	
									311 479 	03.2004->		81.43702.6004	
					HD			81.43702.6005					
					310 628 			81.43702.6014					
								81.43702.6078					
					310 628 			81.43701.6949					
								81.43701.6991					
					280 937 			81.43701.6868					
					300 001 			81.43701.6934					
								81.43702.6016					
26.480 FDK, FDLK, FDLRK 26.510 FDC, FDC/M, FDRC, FDLC, FDLC/M, FDLRC 26.530 FDC, FDLC, FDC/M, FDLRC 26.530 FDK, FDLK, FDLRK 33.510 FDC, FDC/M, FDLC, FDRC, FDLRC	09.02 -	H25		$\frac{1}{0}$	310 628 			81.43701.6949					
	01.01 -				280 937 				81.43701.6868				
										300 001 			81.43701.6934
	01.01 -					81.43702.6016							
	09.02 -	H29		$\frac{1}{0}$	310 628 	->03.2004		81.43701.6949					
	09.02 -				112 854 	Vorlaufachse / Leading Axle	(103)		81.43701.6568				
										300 002 	Vorlaufachse / Leading Axle	(103)	81.43701.6605
									280 937 	(x4)	Achsausführung / Axle Version: HD9/H9-13120	(4)	81.43701.6868
									300 001 	(x4)	Achsausführung / Axle Version: HD9/H9-13120	(4)	81.43701.6934
												81.43702.6016	
									131 696 	(x4)			81.43701.6905
									311 485 	(x4)			81.43701.6975
									131 146 	(x4)			81.43701.6721
												81.43701.6722	
			H29 H25		$\frac{1}{0}$	280 930 	->03.2004		81.43701.6964				
						280 935 	->03.2004		81.43701.6897				
									81.43701.6948				
						131 750 	->03.2004	*			81.43701.6902		
												311 481 	->03.2004
								HD					
		00				00	$\frac{1}{0}$	311 478 	03.2004->		81.43702.6002		
								311 479 	03.2004->		81.43702.6004		
											81.43702.6005		
											81.43702.6014		
								81.43702.6078					
					311 480 	03.2004->		81.43702.6011					
								81.43702.6076					
					311 894 	03.2004->		81.43702.6012					
					311 479 	03.2004->		81.43702.6004					
					HD			81.43702.6005					
								81.43702.6014					
								81.43702.6078					

Achtung: Unsere Artikel sind nur als Ersatz für die angegebenen OE-Nummern gültig. In der Spalte "Ref." ist lediglich ein Teil der OE-Nummern aufgeführt. Die vollständige Auflistung aller Vergleichsnummern finden Sie im Anhang.

Attention: The articles are only valid as replacement for the listed OE-numbers. In the column "Ref." only a selection of OE-No. is given. The complete listing you can see in the appendix. (151)

		Baumuster Model						Ref.
--	--	--------------------	---	---	---	--	---	------






























MAN

TGA		03.00 -						
26.480 FDS, FDLS, FDLS/M, FDLRS-WW, FDRS 26.510 FDS, FDLS, FDLS/M, FDRS, FDLRS 26.530 FDS, FDLS, FDLS/M, FDLRS 33.510 FDS, FDLS/M, FDRS, FDLRS/M	09.02 -	H25		$\frac{1}{0}$	310 628 		81.43701.6949 81.43701.6991	
	01.01 -			$\frac{0}{0}$	280 938 		81.43701.6926	
			300 001 		81.43701.6934 81.43702.6016			
	01.01 -	H29		$\frac{1}{0}$	310 628 	->03.2004	81.43701.6949 81.43701.6991	
	09.02 -			$\frac{0}{0}$	112 854 	Vorlaufachse / Leading Axle	(103)	81.43701.6568 81.43701.6605
			300 002 	Vorlaufachse / Leading Axle	(103)	81.43701.6973		
				$\frac{0}{0}$	280 938 	Achsausführung / Axle Version: HD9/H9-13120	(4)	81.43701.6926
				$\frac{0}{0}$	300 001 	Achsausführung / Axle Version: HD9/H9-13120	(4)	81.43701.6934 81.43702.6016
				$\frac{0}{0}$	131 696 			81.43701.6905
				$\frac{0}{0}$	311 485 			81.43701.6975
				$\frac{0}{0}$	131 146 			81.43701.6721 81.43701.6722
			H63 H29 H25		$\frac{1}{0}$	280 930 	->03.2004	81.43701.6964
				280 935 	->03.2004	81.43701.6897 81.43701.6948		
		$\frac{1}{0}$		131 750 	->03.2004	81.43701.6902		
		$\frac{0}{0}$		311 478 	03.2004->	81.43702.6002		
	311 479 	03.2004->		81.43702.6004 81.43702.6005 81.43702.6014 81.43702.6078				
	$\frac{0}{0}$	311 480 		03.2004->	81.43702.6011 81.43702.6076			
	311 894 	03.2004->		81.43702.6012				
		$\frac{0}{0}$		311 478 		81.43702.6002		
26.480 FNLC, FNLRC-WW, FNLLC, FNLLRC, FNLLW, FVLC	02.06 -	HV1 H18 H21 H24		$\frac{0}{0}$	311 480 		81.43702.6011 81.43702.6076	
			311 894 		81.43702.6012			
				$\frac{0}{0}$	131 696 		81.43701.6905	
			280 928 		81.43701.6904			
			310 626 		81.43701.6908 81.43702.6037			
			$\frac{0}{0}$	280 931 		81.43701.6911		
			310 627 		81.43701.6912			
			311 482 		81.43701.6944			
			311 483 		81.43701.6945			
		26.480 FNLS, FNLLS, FNLRS, FPLS, FVLS	09.02 -	H23		$\frac{1}{0}$	280 930 	->03.2004
280 935 	->03.2004				81.43701.6897 81.43701.6948			
310 628 	->03.2004				81.43701.6949 81.43701.6991			
$\frac{1}{0}$	131 750 				->03.2004	81.43701.6902		
$\frac{0}{0}$	311 478 				03.2004->	81.43702.6002		
311 480 	03.2004->				81.43702.6011 81.43702.6076			
	$\frac{0}{0}$			311 894 	03.2004->	81.43702.6012		
	$\frac{0}{0}$			300 002 	Vorlaufachse / Leading Axle	(103)	81.43701.6973	
				$\frac{0}{0}$	131 696 		81.43701.6905	
	280 928 				81.43701.6904			

Achtung: Unsere Artikel sind nur als Ersatz für die angegebenen OE-Nummern gültig. In der Spalte "Ref." ist lediglich ein Teil der OE-Nummern aufgeführt. Die vollständige Auflistung aller Vergleichsnummern finden Sie im Anhang.
 Attention: The articles are only valid as replacement for the listed OE-numbers. In the column "Ref." only a selection of OE-No. is given. The complete listing you can see in the appendix. (151)

		Baumuster Model						Ref.
--	--	--------------------	---	---	---	--	---	------

MAN

TGA		03.00 -							
28.310 FNLC, FNLLC, FNLRC 28.310 FNLS, FNLRS 28.360 FNLC, FNLLC 28.360 FNLS, FNLRS 28.410 FNLC, FNLLC, FNLRC 28.410 FNLS, FNLRS 28.460 FNLC, FNLLC, FNLRC 28.460 FNLS, FNLRS 28.480 FNLC, FNLLC, FNLRC 28.480 FNLS, FNLRS 28.510 FNLC, FNLLC, FNLRC 28.510 FNLS, FNLRS 28.530 FNLC, FNLLC, FNLRC 28.530 FNLS, FNLRS	09.02 -	H87 H86		$\frac{1}{0}$	280 930 	->03.2004	81.43701.6964		
	09.02 -			$\frac{1}{0}$	131 750 	->03.2004	81.43701.6902		
	09.02 -			$\frac{1}{0}$	311 481 	->03.2004	81.43701.6920		
	09.02 -				311 478 	03.2004->	81.43702.6002		
	09.02 -				311 480 	03.2004->	81.43702.6011 81.43702.6076		
	09.02 -			$\frac{1}{0}$	311 894 	03.2004->	81.43702.6012		
	09.02 -				280 935 		81.43701.6897 81.43701.6948		
	09.02 -				310 628 		81.43701.6949 81.43701.6991		
	09.02 -				$\frac{1}{0}$	131 696 		81.43701.6905	
	09.02 -					280 928 		81.43701.6904	
	09.02 -		310 626 				81.43701.6908 81.43702.6037		
					$\frac{1}{0}$	280 928 		81.43701.6904	
						280 931 		81.43701.6911	
						310 626 		81.43701.6908 81.43702.6037	
						310 627 		81.43701.6912	
						311 482 		81.43701.6944	
						311 483 		81.43701.6945	
						311 478 		81.43702.6002	
	33.350, 33.360 FDS, FDLS, FDS/M, FDRS 33.390, 33.400 FDS, FDLS, FDLRS, FDRS, FDS/M 33.430, 33.440 FDS, FDLS, FDRS, FDLRS, FDS/M 33.480 FDS, FDRS, FDLS, FDS/M		05.04 -	HV2 H66 HW2 HW8 H30 H26 HW9		$\frac{1}{0}$	311 479 		81.43702.6004 81.43702.6005 81.43702.6014 81.43702.6078
			05.04 -				311 480 		81.43702.6011 81.43702.6076
05.04 -		311 894 					81.43702.6012		
01.06 -		310 628 					81.43701.6949 81.43701.6991		
		280 937 					81.43701.6868		
			$\frac{1}{0}$			$\frac{1}{0}$	280 938 	(x4)	81.43701.6926
							300 001 	(x4)	81.43701.6934 81.43702.6016

Achtung: Unsere Artikel sind nur als Ersatz für die angegebenen OE-Nummern gültig. In der Spalte "Ref." ist lediglich ein Teil der OE-Nummern aufgeführt. Die vollständige Auflistung aller Vergleichsnummern finden Sie im Anhang.

Attention: The articles are only valid as replacement for the listed OE-numbers. In the column "Ref." only a selection of OE-No. is given. The complete listing you can see in the appendix. (151)




























MAN

TGA		03.00 -							
33.360 FDC, FDC-WW, FDLRC/M, FDRC-WW, FDLRC 33.360 FDK, FDK-WW, FDLK, FDRK-WW 33.410 FDC, FDC-WW, FDLRC, FDLRC, FDRC-WW 33.410 FDK, FDK-WW, FDLK, FDRK-WW 33.460 FDC, FDC-WW, FDLRC, FDLRC, FDRC-WW 33.460 FDK, FDK-WW, FDLK, FDRK-WW 33.480 FDK, FDK-WW, FDLK, FDRK-WW	10.00 -	H25		$\frac{1}{0}$	310 628			81.43701.6949 81.43701.6991	
	01.01 -	H28		$\frac{1}{0}$	310 628			81.43701.6949 81.43701.6991	
	10.00 -			$\frac{0}{0}$	280 938 (x4)			81.43701.6926	
	10.00 -	H29		$\frac{1}{0}$	310 628	->03.2004		81.43701.6949 81.43701.6991	
	09.02 -			$\frac{0}{0}$	112 854	Vorlaufachse / Leading Axle	(103)	81.43701.6568 81.43701.6605	
	09.02 -			$\frac{0}{0}$	300 002	Vorlaufachse / Leading Axle	(103)	81.43701.6973	
	09.02 -			$\frac{0}{0}$	131 696 (x4)			81.43701.6905	
	09.02 -			$\frac{0}{0}$	311 485 (x4)			81.43701.6975	
	09.02 -			$\frac{0}{0}$	131 146			81.43701.6721 81.43701.6722	
			H29 H25 H28 H62		$\frac{1}{0}$	280 930	->03.2004		81.43701.6964
						280 935	->03.2004		81.43701.6897 81.43701.6948
					$\frac{1}{0}$	131 750	->03.2004		81.43701.6902
						311 481	->03.2004		81.43701.6920
					$\frac{0}{0}$	311 478	03.2004->		81.43702.6002
						311 479	03.2004->		81.43702.6004 81.43702.6005 81.43702.6014 81.43702.6078
						311 480	03.2004->		81.43702.6011 81.43702.6076
						311 894	03.2004->		81.43702.6012
					$\frac{0}{0}$	311 479	03.2004->		81.43702.6004 81.43702.6005 81.43702.6014 81.43702.6078
					$\frac{0}{0}$	280 937 (x4)			81.43701.6868
						300 001 (x4)			81.43701.6934 81.43702.6016

Achtung: Unsere Artikel sind nur als Ersatz für die angegebenen OE-Nummern gültig. In der Spalte "Ref." ist lediglich ein Teil der OE-Nummern aufgeführt. Die vollständige Auflistung aller Vergleichsnummern finden Sie im Anhang.
 Attention: The articles are only valid as replacement for the listed OE-numbers. In the column "Ref." only a selection of OE-No. is given. The complete listing you can see in the appendix. (151)

		Baumuster Model						Ref.
--	--	--------------------	---	---	---	--	---	------



























MAN

TGA		03.00 -								
33.360 FDS, FDS-WW, FDLS, FDLRS, FDRS-WW 33.410 FDS, FDS-WW, FDLS, FDLS/M, FDLRS, FDRS-WW 33.460 FDS, FDLS, FDLS/M, FDLRS, FDRS-WW 33.480 FDS, FDS-WW, FDLS, FDLS/M, FDRS-WW, FDLRS	10.00 -	H25		$\frac{1}{0}$	310 628 		81.43701.6949 81.43701.6991			
	10.00 -	H28		$\frac{0}{0}$	311 479 	03.2004->	81.43702.6004 81.43702.6005 81.43702.6014 81.43702.6078			
	09.02 -									
	09.02 -				$\frac{1}{0}$	310 628 		81.43701.6949 81.43701.6991		
					$\frac{0}{0}$	280 937 	(x4)	81.43701.6868		
			H29		$\frac{1}{0}$	310 628 	->03.2004	81.43701.6949 81.43701.6991		
		$\frac{0}{0}$				112 854 	Vorlaufachse / Leading Axle	(103) 81.43701.6568 81.43701.6605		
		$\frac{0}{0}$				300 002 	Vorlaufachse / Leading Axle	(103) 81.43701.6973		
		$\frac{0}{0}$				131 696 	(x4)	81.43701.6905		
		$\frac{0}{0}$				311 485 	(x4)	81.43701.6975		
		$\frac{0}{0}$				131 146 	(x4)	81.43701.6721 81.43701.6722		
		$\frac{0}{0}$								
			H29 H28 H25 H62		$\frac{1}{0}$	280 930 	->03.2004	81.43701.6964		
						280 935 		->03.2004	81.43701.6897 81.43701.6948	
						$\frac{1}{0}$	131 750 	*	->03.2004	81.43701.6902
						$\frac{0}{0}$	311 478 	03.2004->	81.43702.6002	
							311 479 	03.2004->	81.43702.6004 81.43702.6005 81.43702.6014 81.43702.6078	
							311 480 	03.2004->	81.43702.6011 81.43702.6076	
							311 894 	03.2004->	81.43702.6012	
								$\frac{0}{0}$	280 938 	(x4)
								300 001 	(x4)	81.43701.6934 81.43702.6016

Achtung: Unsere Artikel sind nur als Ersatz für die angegebenen OE-Nummern gültig. In der Spalte "Ref." ist lediglich ein Teil der OE-Nummern aufgeführt. Die vollständige Auflistung aller Vergleichsnummern finden Sie im Anhang.
Attention: The articles are only valid as replacement for the listed OE-numbers. In the column "Ref." only a selection of OE-No. is given. The complete listing you can see in the appendix. (151)

		Baumuster Model						Ref.
--	--	--------------------	---	---	---	--	---	------





































MAN

TGA		03.00 -						
33.480 FDC, FDC-WW, FDLC, FDRC-WW, FDLRC	09.02 -	H25		$\frac{1}{0}$	310 628 		81.43701.6949 81.43701.6991	
		H28		$\frac{1}{0}$	310 628 		81.43701.6949 81.43701.6991	
				$\frac{0}{0}$	280 938 (x4) 		81.43701.6926	
		H29		$\frac{1}{0}$	310 628 	->03.2004	81.43701.6949 81.43701.6991	
				$\frac{0}{0}$	112 854 	Vorlaufachse / Leading Axle (103)	81.43701.6568 81.43701.6605	
					300 002 	Vorlaufachse / Leading Axle (103)	81.43701.6973	
					131 696 (x4) 		81.43701.6905	
			$\frac{0}{0}$	311 485 (x4) 		81.43701.6975		
			$\frac{0}{0}$	131 146 	▲(x4)	81.43701.6721 81.43701.6722		
			H29 H28 H25 H62		$\frac{1}{0}$	280 930 	->03.2004	81.43701.6964
		280 935 				->03.2004	81.43701.6897 81.43701.6948	
		$\frac{1}{0}$		131 750 	* ->03.2004	81.43701.6902		
		$\frac{0}{0}$		311 478 	03.2004->	81.43702.6002		
				311 479 	03.2004->	81.43702.6004 81.43702.6005 81.43702.6014 81.43702.6078		
				311 480 	03.2004->	81.43702.6011 81.43702.6076		
		$\frac{0}{0}$		311 894 	03.2004->	81.43702.6012		
		$\frac{0}{0}$		311 479 	03.2004-> HD	81.43702.6004 81.43702.6005 81.43702.6014 81.43702.6078		
				$\frac{0}{0}$	280 937 (x4) 		81.43701.6868	
					300 001 (x4) 		81.43701.6934 81.43702.6016	

Achtung: Unsere Artikel sind nur als Ersatz für die angegebenen OE-Nummern gültig. In der Spalte "Ref." ist lediglich ein Teil der OE-Nummern aufgeführt. Die vollständige Auflistung aller Vergleichsnummern finden Sie im Anhang.
 Attention: The articles are only valid as replacement for the listed OE-numbers. In the column "Ref." only a selection of OE-No. is given. The complete listing you can see in the appendix. (151)

		Baumuster Model						Ref.
--	--	--------------------	---	---	---	--	---	------















































































MAN

TGA		03.00 -													
33.530 FDK, FDLK	07.03 -	H29 H25		I O	280 930 	->03.2004		81.43701.6964							
					280 935 	->03.2004		81.43701.6897 81.43701.6948							
					310 628 	->03.2004		81.43701.6949 81.43701.6991							
					131 750 	->03.2004		81.43701.6902							
					311 481 	->03.2004	*	81.43701.6920							
				O O	311 478 	03.2004->		81.43702.6002							
					311 479 	03.2004->		81.43702.6004 81.43702.6005 81.43702.6014 81.43702.6078							
					311 480 	03.2004->		81.43702.6011 81.43702.6076							
					311 894 	03.2004->		81.43702.6012							
					311 479 	03.2004->		81.43702.6004 81.43702.6005 81.43702.6014 81.43702.6078							
				O O	H29 H25		O O	112 854 	Vorlaufachse / Leading Axle	(103)	81.43701.6568 81.43701.6605				
								300 002 	Vorlaufachse / Leading Axle	(103)	81.43701.6973				
							O O	280 937 	Achsausführung / Axle Version: HD9/H9-13120	(4)	81.43701.6868				
								300 001 	Achsausführung / Axle Version: HD9/H9-13120	(4)	81.43701.6934 81.43702.6016				
							O O	131 696 			81.43701.6905				
								311 485 			81.43701.6975				
							O O	131 146 			81.43701.6721 81.43701.6722				
							33.530 FDS, FDLS, FDLS/M, FDRS, FDLRS	07.03 -	H29 H25		I O	280 930 	->03.2004		81.43701.6964
												280 935 	->03.2004		81.43701.6897 81.43701.6948
310 628 	->03.2004		81.43701.6949 81.43701.6991												
131 750 	->03.2004	*	81.43701.6902												
311 478 	03.2004->		81.43702.6002												
O O	311 479 	03.2004->		81.43702.6004 81.43702.6005 81.43702.6014 81.43702.6078											
	311 480 	03.2004->		81.43702.6011 81.43702.6076											
	311 894 	03.2004->		81.43702.6012											
	112 854 	Vorlaufachse / Leading Axle	(103)	81.43701.6568 81.43701.6605											
	300 002 	Vorlaufachse / Leading Axle	(103)	81.43701.6973											
O O	280 938 	Achsausführung / Axle Version: HD9/H9-13120	(4)	81.43701.6926											
	300 001 	Achsausführung / Axle Version: HD9/H9-13120	(4)	81.43701.6934 81.43702.6016											
	131 696 			81.43701.6905											
	311 485 			81.43701.6975											
	131 146 			81.43701.6721 81.43701.6722											

Achtung: Unsere Artikel sind nur als Ersatz für die angegebenen OE-Nummern gültig. In der Spalte "Ref." ist lediglich ein Teil der OE-Nummern aufgeführt. Die vollständige Auflistung aller Vergleichsnummern finden Sie im Anhang.
Attention: The articles are only valid as replacement for the listed OE-numbers. In the column "Ref." only a selection of OE-No. is given. The complete listing you can see in the appendix. (151)

		Baumuster Model						Ref.
--	--	--------------------	---	---	---	--	---	------








































MAN

TGA		03.00 -							
41.480 FVDS, FVDLS 41.530 FVDS, FVDLS	07.02 - 09.02 -	H94			131 750 	->03.2004		81.43701.6902	
					311 894 	03.2004->		81.43702.6012	
					300 002 	Vorlaufachse / Leading Axle	(103)	81.43701.6973	
				280 938 			81.43701.6926		
				131 696 			81.43701.6905		
				131 146 			81.43701.6721 81.43701.6722		
41.660 FVDS, FVDLS	09.02 -	H95			131 750 	->03.2004		81.43701.6902	
					311 478 	03.2004->		81.43702.6002	
					311 894 	03.2004->		81.43702.6012	
					300 002 	Vorlaufachse / Leading Axle	(103)	81.43701.6973	
					280 938 			81.43701.6926	
					131 696 			81.43701.6905	
	131 146 			81.43701.6721 81.43701.6722					
TGL		04.05 -							
7.150, 8.150 FC, FRC, FLC, FLRC 7.180 FC, FLC, FRC, FLRC	04.05 -	N03			311 891 			85.43701.6006	
					311 895 			81.43702.6000	
	04.05 -				311 891 			85.43701.6006	
					311 895 			81.43702.6000	
8.150 FK, FRK, FK-L, FRK-L 8.180 FK, FK-L, FRK, FRK-L 8.210 FK, FK-L, FRK, FRK-L 8.240 FK, FK-L, FRK, FRK-L 10.180 FK, FRK 10.210 FK, FRK 10.240 FK, FRK 12.180 FK, FRK 12.210 FK, FRK 12.240 FK, FRK	10.06 -	N02 N04 N05 N03			311 891 			85.43701.6006	
	04.05 -								
	04.05 -								
	04.05 -								
	04.05 -								
	04.05 -								
	04.05 -								
	04.05 -								
8.180 FC, FRC, FLC, FLRC 8.210 FC, FRC, FLC, FLRC	04.05 -	N03 N13			311 891 			85.43701.6006	
	04.05 -				311 895 			81.43702.6000	
8.240 FC, FRC, FLC, FLRC	04.05 -	N02			311 891 			85.43701.6006	
10.180 FC, FRC, FLC, FLRC 10.210 FC, FRC, FLC, FLRC	04.05 -	N15			311 895 			81.43702.6000	
	04.05 -				311 891 			85.43701.6006	
10.240 FC, FRC, FLC, FLRC 12.240 FC, FRC, FLC, FLRC	04.05 -	N04 N14			311 891 			85.43701.6006	
	04.05 -				311 895 			81.43702.6000	
12.180 FC, FRC, FLC, FLRC 12.210 FC, FRC, FLC, FLRC	04.05 -	N05			311 891 			85.43701.6006	
					311 891 			85.43701.6006	
	04.05 -	N15			311 895 			81.43702.6000	
					311 891 	01.2006->		85.43701.6006	

Achtung: Unsere Artikel sind nur als Ersatz für die angegebenen OE-Nummern gültig. In der Spalte "Ref." ist lediglich ein Teil der OE-Nummern aufgeführt. Die vollständige Auflistung aller Vergleichsnummern finden Sie im Anhang.
Attention: The articles are only valid as replacement for the listed OE-numbers. In the column "Ref." only a selection of OE-No. is given. The complete listing you can see in the appendix. (151)

		Baumuster Model						Ref.
--	--	--------------------	---	---	---	--	---	------

MAN









































































TGS		08.07 -						
18.320 FAC, FHLC 18.360 FAC, FHLC 18.400 FAC, FHLC 18.440 FAC, FHLC 18.540 FAC, FHLC	10.07 -	22S		$\frac{\circ}{\circ}$	311 478 		81.43702.6002	
	10.07 -				311 479 		81.43702.6004	
	10.07 -						81.43702.6005	
	10.07 -						81.43702.6014	
	10.07 -						81.43702.6078	
	10.07 -						311 480 	81.43702.6011
	10.07 -						311 894 	81.43702.6076
	10.07 -						280 935 	81.43702.6012
	10.07 -						280 935 	81.43701.6897
	10.07 -						310 628 	81.43701.6948
							81.43701.6949	
							81.43701.6991	
					312 859 	mit Hochdach / with raised roof	(125) 81.43702.6003	
					HD			
					131 696 		81.43701.6905	
					280 928 		81.43701.6904	
					310 626 	Hochlastpaket / High-load package	(54) 81.43701.6908	
							81.43702.6037	
		52S		$\frac{\circ}{\circ}$	311 488 		81.43701-6983	
							81.43701.6990	
							81.43701.6992	
18.320 FAK, FAK-L, FALK, FALK-L, FHLK, FHLK/M 18.360 FAK, FAK-L, FALK, FALK-L, FHLK, FHLK/M 18.400 FAK, FAK-L, FALK, FALK-L, FHLK, FHLK/M 18.440 FAK, FAK-L, FALK, FALK-L, FHLK, FHLK/M 18.540 FAK, FAK-L, FALK, FALK-L, FHLK, FHLK/M	10.07 -	22S		$\frac{\circ}{\circ}$	311 478 		81.43702.6002	
	10.07 -				311 479 		81.43702.6004	
	10.07 -						81.43702.6005	
	10.07 -						81.43702.6014	
	10.07 -						81.43702.6078	
	10.07 -						311 480 	81.43702.6011
	10.07 -						311 894 	81.43702.6076
	10.07 -						280 935 	81.43702.6012
	10.07 -						280 935 	81.43701.6897
	10.07 -						310 628 	81.43701.6948
							81.43701.6949	
							81.43701.6991	
					312 859 	mit Hochdach / with raised roof	(125) 81.43702.6003	
					HD			
					131 696 		81.43701.6905	
					310 626 	Hochlastpaket / High-load package	(54) 81.43701.6908	
							81.43702.6037	
		52S 80S		$\frac{\circ}{\circ}$	311 488 		81.43701-6983	
							81.43701.6990	
							81.43701.6992	
18.320 FAS, FHLS, FHLS/M	10.07 -	22S		$\frac{\circ}{\circ}$	311 478 		81.43702.6002	
					311 479 		81.43702.6004	
							81.43702.6005	
							81.43702.6014	
							81.43702.6078	
							311 480 	81.43702.6011
							311 894 	81.43702.6076
							280 935 	81.43702.6012
							280 935 	81.43701.6897
							310 628 	81.43701.6948
							81.43701.6949	
							81.43701.6991	
					131 696 		81.43701.6905	
					310 626 	Hochlastpaket / High-load package	(54) 81.43701.6908	
							81.43702.6037	
		52S		$\frac{\circ}{\circ}$	311 488 		81.43701-6983	
							81.43701.6990	
							81.43701.6992	

Achtung: Unsere Artikel sind nur als Ersatz für die angegebenen OE-Nummern gültig. In der Spalte "Ref." ist lediglich ein Teil der OE-Nummern aufgeführt. Die vollständige Auflistung aller Vergleichsnummern finden Sie im Anhang.

Attention: The articles are only valid as replacement for the listed OE-numbers. In the column "Ref." only a selection of OE-No. is given. The complete listing you can see in the appendix. (151)

		Baumuster Model						Ref.
--	--	----------------------------	---	---	---	--	---	-------------





























































MAN

TGS		08.07 -						
18.320 FC, FLC, FLRC, FLLC, FLLRC, FLLW, FLLW/N 18.360 FC, FLC, FLRC, FLLC, FLLRC, FLLW, FLLW/N 18.400 FC, FLC, FLRC, FLLC, FLLRC, FLLW, FLLW/N 18.440 FC, FLC, FLRC, FLLC, FLLRC, FLLW, FLLW/N 18.480 FC, FLC, FLRC, FLLC, FLLRC, FLLW, FLLW/N 18.540 FC, FLC, FLRC, FLLC, FLLRC, FLLW, FLLW/N	10.07 -	03S			311 479 		81.43702.6004 81.43702.6005 81.43702.6014 81.43702.6078	
	10.07 -	03S 06S			311 478 		81.43702.6002	
	10.07 -				311 479 		81.43702.6004 81.43702.6005 81.43702.6014 81.43702.6078	
	10.07 -	03S 06S			310 628 		81.43701.6949 81.43701.6991	
	10.07 -				312 859 	mit Hochdach / with raised roof (125)	81.43702.6003	
	10.07 -	06S			311 480 		81.43702.6011 81.43702.6076	
	10.07 -				311 894 		81.43702.6012	
	10.07 -	06S 10S			280 928 		81.43701.6904	
					310 626 	Hochlastpaket / High-load package (54)	81.43701.6908 81.43702.6037	
	10.07 -	10S			131 696 		81.43701.6905	
18.320 FK, FK-L, FLK, FLK/M 18.360 FK, FK-L, FLK, FLK/M 18.400 FK, FK-L, FLK, FLK/M 18.440 FK, FK-L, FLK, FLK/M 18.480 FK, FK-L, FLK, FLK/M	10.07 -	03S			311 479 		81.43702.6004 81.43702.6005 81.43702.6014 81.43702.6078	
	10.07 -	03S 06S			311 478 		81.43702.6002	
	10.07 -				311 479 		81.43702.6004 81.43702.6005 81.43702.6014 81.43702.6078	
	10.07 -	03S 06S			310 628 		81.43701.6949 81.43701.6991	
	10.07 -				312 859 	mit Hochdach / with raised roof (125)	81.43702.6003	
	10.07 -	06S			311 480 		81.43702.6011 81.43702.6076	
					311 894 		81.43702.6012	
	10.07 -	06S 10S			310 626 	Hochlastpaket / High-load package (54)	81.43701.6908 81.43702.6037	
					131 696 		81.43701.6905	
	10.07 -	10S			310 626 	Hochlastpaket / High-load package (54)	81.43701.6908 81.43702.6037	
310 629 						81.43701.6950		
18.360 FAS, FALS, FHLS, FHLS/M 18.400 FAS, FALS, FHLS, FHLS/M 18.440 FAS, FALS, FHLS, FHLS/M 18.540 FAS, FALS, FHLS, FHLS/M	10.07 -	22S			311 478 		81.43702.6002	
	10.07 -	22S			311 479 		81.43702.6004 81.43702.6005 81.43702.6014 81.43702.6078	
	10.07 -				311 480 		81.43702.6011 81.43702.6076	
	10.07 -	22S			311 894 		81.43702.6012	
					280 935 		81.43701.6897 81.43701.6948	
	10.07 -	22S			310 628 		81.43701.6949 81.43701.6991	
					310 626 	Hochlastpaket / High-load package (54)	81.43701.6908 81.43702.6037	
	10.07 -	22S 80S			131 696 		81.43701.6905	
					311 488 		81.43701.6983 81.43701.6990 81.43701.6992	
	10.07 -	52S 80S			131 696 		81.43701.6905	
310 626 					Hochlastpaket / High-load package (54)	81.43701.6908 81.43702.6037		
10.07 -	10S			131 696 		81.43701.6905		
				310 626 	Hochlastpaket / High-load package (54)	81.43701.6908 81.43702.6037		

Achtung: Unsere Artikel sind nur als Ersatz für die angegebenen OE-Nummern gültig. In der Spalte "Ref." ist lediglich ein Teil der OE-Nummern aufgeführt. Die vollständige Auflistung aller Vergleichsnummern finden Sie im Anhang.
 Attention: The articles are only valid as replacement for the listed OE-numbers. In the column "Ref." only a selection of OE-No. is given. The complete listing you can see in the appendix. (151)

		Baumuster Model						Ref.
--	--	--------------------	---	---	---	--	---	------

MAN

TGS		08.07 -													
18.400 FLS, FLS/M, FLS-TS, FLRS, FLRS/M, FLLS, FLLS/N, FLLRS 18.440 FLS, FLS/M, FLS-TS, FLRS, FLRS/M, FLLS, FLLS/N, FLLRS	10.07 -	06S				311 478 		81.43702.6002							
						311 479 		81.43702.6004 81.43702.6005 81.43702.6014 81.43702.6078							
	10.07 -						311 480 		81.43702.6011 81.43702.6076						
							311 894 		81.43702.6012						
							310 628 		81.43701.6949 81.43701.6991						
			06S 10S				131 696 		81.43701.6905						
							310 626 	Hochlastpaket / High-load package (54)	81.43701.6908 81.43702.6037						
			13S				310 629 		81.43701.6950						
	18.480 FLS, FLS/M, FLS-TS, FLRS, FLRS/M, FLLS, FLLS/N, FLLRS 18.540 FLS, FLS/M, FLRS, FLRS/M, FLLS, FLLS/N, FLLRS	10.07 -	06S				311 478 		81.43702.6002						
							311 479 		81.43702.6004 81.43702.6005 81.43702.6014 81.43702.6078						
10.07 -							311 480 		81.43702.6011 81.43702.6076						
							311 894 		81.43702.6012						
							310 628 		81.43701.6949 81.43701.6991						
			06S 08S 10S				131 696 		81.43701.6905						
			06S 10S				310 626 	Hochlastpaket / High-load package (54)	81.43701.6908 81.43702.6037						
18.540 FK, FK-L, FLK, FLK/M		10.07 -	06S				311 478 		81.43702.6002						
							311 479 		81.43702.6004 81.43702.6005 81.43702.6014 81.43702.6078						
							311 480 		81.43702.6011 81.43702.6076						
	311 894 							81.43702.6012							
								310 628 		81.43701.6949 81.43701.6991					
								312 859 	mit Hochdach / with raised roof (125)	81.43702.6003					
								310 626 	Hochlastpaket / High-load package (54)	81.43701.6908 81.43702.6037					
	28.400 FANLK 28.360 FANLK 28.440 FANLK 28.480 FANLK						08.08 -	84S				311 488 		81.43701.6983 81.43701.6990 81.43701.6992	
							08.08 -						311 483 		81.43701.6945
							08.08 -								
24.360 FPLS, FPLRS 24.400 FPLS, FPLRS 24.440 FPLS, FPLRS 24.480 FPLS, FPLRS 24.540 FPLS, FPLRS	10.07 -	24S				311 478 		81.43702.6002							
	10.07 -						311 480 		81.43702.6011 81.43702.6076						
	10.07 -								311 894 		81.43702.6012				
	10.07 -								HD						
	10.07 -									131 696 		81.43701.6905			
	10.07 -									300 002 	Vorlaufachse / Leading Axle (103)	81.43701.6973			

Achtung: Unsere Artikel sind nur als Ersatz für die angegebenen OE-Nummern gültig. In der Spalte "Ref." ist lediglich ein Teil der OE-Nummern aufgeführt. Die vollständige Auflistung aller Vergleichsnummern finden Sie im Anhang.
Attention: The articles are only valid as replacement for the listed OE-numbers. In the column "Ref." only a selection of OE-No. is given. The complete listing you can see in the appendix. (151)






























































MAN

TGS		08.07 -							
26.320 FDAC, FDALC, FDHLC, FDHLC/M 26.320 FDAK, FDALK, FDHK, FDHLK 26.360 FDAC, FDALC, FDHLC, FDHLC/M 26.360 FDAK, FDALK, FDHK, FDHLK 26.400 FDAC, FDALC, FDHLC, FDHLC/M 26.400 FDAK, FDALK, FDHK, FDHLK 26.440 FDAC, FDALC, FDHLC, FDHLC/M 26.440 FDAK, FDALK, FDHK, FDHLK 26.480 FDAC, FDALC, FDHLC, FDHLC/M 26.480 FDAK, FDALK, FDHK, FDHLK 26.540 FDAC, FDALC, FDHLC, FDHLC/M 26.540 FDAK, FDALK, FDHLK	07.08 -	56S			311 488			81.43701.6983 81.43701.6990 81.43701.6992	
	07.08 -				311 486			81.43701.6901 81.43702.6017	
	26.360 FDAC, FDALC, FDHLC, FDHLC/M 26.360 FDAK, FDALK, FDHK, FDHLK 26.400 FDAC, FDALC, FDHLC, FDHLC/M 26.400 FDAK, FDALK, FDHK, FDHLK 26.440 FDAC, FDALC, FDHLC, FDHLC/M 26.440 FDAK, FDALK, FDHK, FDHLK 26.480 FDAC, FDALC, FDHLC, FDHLC/M 26.480 FDAK, FDALK, FDHK, FDHLK 26.540 FDAC, FDALC, FDHLC, FDHLC/M 26.540 FDAK, FDALK, FDHLK	08.08 -	70S			311 478	Mittelhohe Bauart / Medium-high design	(80)	81.43702.6004 81.43702.6005 81.43702.6014 81.43702.6078
		08.08 -				311 479			
		02.09 -				311 480	Niedrige Bauart / Low design	(83)	81.43702.6011 81.43702.6076
		11.07 -				311 894	Niedrige Bauart / Low design	(83)	81.43702.6012
		02.09 -				311 479 HD			81.43702.6004 81.43702.6005 81.43702.6014 81.43702.6078
		02.09 -				312 859 HD	mit Hochdach / with raised roof	(125)	81.43702.6003
		02.09 -				280 935	Achslast [t] / Axle Load [t]: 9	(6)	81.43701.6897 81.43701.6948
		02.09 -				310 628	Achslast [t] / Axle Load [t]: 9 Mittelhohe Bauart / Medium-high design	(6) (80)	81.43701.6949 81.43701.6991
		11.07 -				131 696	Niedrige Bauart / Low design	(83)	81.43701.6905
						311 485	Mittelhohe Bauart / Medium-high design	(80)	81.43701.6975
	26.320 FDAS, FDALS, FDHS, FDHLS, FDHLS/M 26.360 FDAS, FDALS, FDHS, FDHLS, FDHLS/M 26.400 FDAS, FDALS, FDHS, FDHLS, FDHLS/M 26.440 FDAS, FDALS, FDHLS, FDHLS/M 26.480 FDAS, FDALS, FDHS, FDHLS 26.540 FDAS, FDALS, FDHLS	07.08 -	56S			311 488			81.43701.6983 81.43701.6990 81.43701.6992
		08.08 -				311 486			81.43701.6901 81.43702.6017
		09.07 -	70S			311 478	Mittelhohe Bauart / Medium-high design	(80)	81.43702.6004 81.43702.6005 81.43702.6014 81.43702.6078
		02.09 -				311 479			
		02.09 -				311 480	Niedrige Bauart / Low design	(83)	81.43702.6011 81.43702.6076
		02.09 -				311 894	Niedrige Bauart / Low design	(83)	81.43702.6012
	02.09 -	280 935				Achslast [t] / Axle Load [t]: 9	(6)	81.43701.6897 81.43701.6948	
	02.09 -	310 628				Achslast [t] / Axle Load [t]: 9 Mittelhohe Bauart / Medium-high design	(6) (80)	81.43701.6949 81.43701.6991	
26.320 FDAS, FDALS, FDHS, FDHLS, FDHLS/M 26.360 FDAS, FDALS, FDHS, FDHLS, FDHLS/M 26.400 FDAS, FDALS, FDHS, FDHLS, FDHLS/M 26.440 FDAS, FDALS, FDHLS, FDHLS/M 26.480 FDAS, FDALS, FDHS, FDHLS 26.540 FDAS, FDALS, FDHLS	07.08 -	82S			311 488			81.43701.6983 81.43701.6990 81.43701.6992	
	08.08 -				311 488			81.43701.6983 81.43701.6990 81.43701.6992	
	09.07 -				131 696			81.43701.6905	
	02.09 -				131 696			81.43701.6905	

Achtung: Unsere Artikel sind nur als Ersatz für die angegebenen OE-Nummern gültig. In der Spalte "Ref." ist lediglich ein Teil der OE-Nummern aufgeführt. Die vollständige Auflistung aller Vergleichsnummern finden Sie im Anhang.
 Attention: The articles are only valid as replacement for the listed OE-numbers. In the column "Ref." only a selection of OE-No. is given. The complete listing you can see in the appendix. (151)

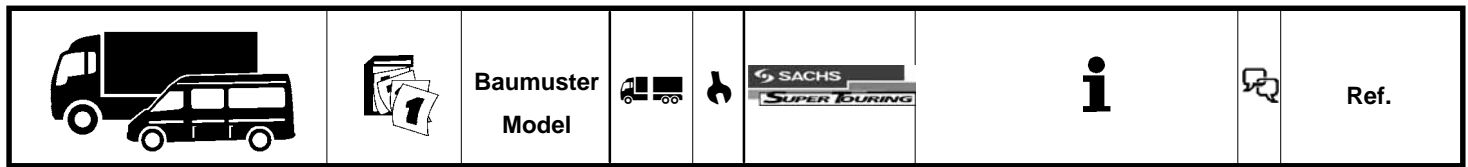
		Baumuster Model						Ref.
--	---	--------------------	---	---	---	---	---	------

MAN

TGS		08.07 -							
26.320 FDC, FDR, FDL, FDL/M, FDLR, FDLR/M, FNHL 26.360 FDC, FDR, FDL, FDL/M, FDLR, FNHL 26.400 FDC, FDR, FDL, FDL/M, FDLR, FDLR/M, FNHL 26.440 FDC, FDR, FDL, FDL/M, FDLR, FNHL 26.480 FDC, FDL, FDLR, FDLR/M, FNHL 26.540 FDC, FDL, FDLR, FDLR/M, FNHL	07.08 -	26S			280 937 	Niedrige Bauart / Low design	(83)	81.43701.6868	
	08.08 -				300 001 	Mittelhohe Bauart / Medium-high design	(80)	81.43701.6934 81.43702.6016	
					312 913 	Mittelhohe Bauart / Medium-high design	(80)	81.43701.6954	
	08.08 -	26S 30S			311 479 			81.43702.6004 81.43702.6005 81.43702.6014 81.43702.6078	
	02.09 -					310 628 	Achslast [t] / Axle Load [t]: 9 Mittelhohe Bauart / Medium-high design	(6) (80)	81.43701.6949 81.43701.6991
	02.09 -	26S 30S 35S			311 478 			81.43702.6002	
					311 480 	Niedrige Bauart / Low design	(83)	81.43702.6011 81.43702.6076	
	02.09 -				311 894 			81.43702.6012	
					312 859 HD	mit Hochdach / with raised roof	(125)	81.43702.6003	
					280 935 	Achslast [t] / Axle Load [t]: 9	(6)	81.43701.6897 81.43701.6948	
		30S			311 479 HD			81.43702.6004 81.43702.6005 81.43702.6014 81.43702.6078	
							131 696 	Niedrige Bauart / Low design	(83)
						311 485 	Mittelhohe Bauart / Medium-high design	(80)	81.43701.6975
							35S		
	280 928 			81.43701.6904					
					310 626 	Hochlastpaket / High-load package hoher Lastschwerpunkt / high load center	(54) (121)	81.43701.6908 81.43702.6037	
						280 931 			81.43701.6911
					310 627 	Hochlastpaket / High-load package hoher Lastschwerpunkt / high load center	(54) (121)	81.43701.6912	
					311 482 			81.43701.6944	
					311 483 	Hochlastpaket / High-load package bei CDC Dämpfern (Continuous Damping Control) / with CDC dampers (Continuous Damping Control)	(54) (107)	81.43701.6945	
					280 937 	Niedrige Bauart / Low design	(83)	81.43701.6868	
26.320 FDK, FDL 26.360 FDK, FDL, FDR 26.400 FDK, FDL 26.440 FDK, FDL 26.480 FDK, FDL 33.360 FDC, FDL 33.360 FDK, FDL 33.400 FDC, FDL 33.400 FDK, FDL 33.440 FDC, FDL 33.440 FDK, FDL 33.480 FDC, FDL, FDLR, FDLR/M 33.480 FDK, FDL 33.540 FDC, FDL, FDLR/M 33.540 FDK, FDL	07.08 -	26S			280 937 	Niedrige Bauart / Low design	(83)	81.43701.6868	
	08.08 -				300 001 	Mittelhohe Bauart / Medium-high design	(80)	81.43701.6934 81.43702.6016	
					312 913 	Mittelhohe Bauart / Medium-high design	(80)	81.43701.6954	
	02.09 -	26S 30S			311 478 			81.43702.6002	
	07.08 -				311 479 			81.43702.6004 81.43702.6005 81.43702.6014 81.43702.6078	
	07.08 -	26S 30S			311 480 	Niedrige Bauart / Low design	(83)	81.43702.6011 81.43702.6076	
	06.08 -				311 894 			81.43702.6012	
	06.08 -	26S 30S			312 859 HD	mit Hochdach / with raised roof	(125)	81.43702.6003	
	06.08 -				280 935 	Achslast [t] / Axle Load [t]: 9	(6)	81.43701.6897 81.43701.6948	
	06.08 -	26S 30S			310 628 	Achslast [t] / Axle Load [t]: 9 Mittelhohe Bauart / Medium-high design	(6) (80)	81.43701.6949 81.43701.6991	
	06.08 -				311 479 HD			81.43702.6004 81.43702.6005 81.43702.6014 81.43702.6078	
	06.08 -	26S 30S			131 696 	Niedrige Bauart / Low design	(83)	81.43701.6905	
	06.08 -				311 485 	Mittelhohe Bauart / Medium-high design	(80)	81.43701.6975	
	06.08 -	26S 30S			131 696 	Niedrige Bauart / Low design	(83)	81.43701.6905	
	06.08 -				311 485 	Mittelhohe Bauart / Medium-high design	(80)	81.43701.6975	

Achtung: Unsere Artikel sind nur als Ersatz für die angegebenen OE-Nummern gültig. In der Spalte "Ref." ist lediglich ein Teil der OE-Nummern aufgeführt. Die vollständige Auflistung aller Vergleichsnummern finden Sie im Anhang.

Attention: The articles are only valid as replacement for the listed OE-numbers. In the column "Ref." only a selection of OE-No. is given. The complete listing you can see in the appendix. (151)

































































MAN

TGS		08.07 -							
26.320 FDS, FDLS, FDLS/M, FDRS, FDLRS, FDLRS/M, FNHLS 26.360 FDS, FDRS, FDRS/M, FDLS, FDLRS, FNHLS 26.400 FDS, FDS/M, FDLS, FDLS/M, FDRS, FDLRS, FNHLS 26.440 FDS, FDRS, FDS/M, FDLS, FDLRS, FNHLS 26.480 FDS, FDS/M, FDLS, FDLS/M, FDRS, FDLRS, FDRS/M, FNHLS	07.08 -	26S		$\frac{0}{0}$	280 937	Niedrige Bauart / Low design	(83)	81.43701.6868	
	08.08 -				280 938	Niedrige Bauart / Low design	(83)	81.43701.6926	
					300 001	Mittelhohe Bauart / Medium-high design	(80)	81.43701.6934 81.43702.6016	
					312 913	Mittelhohe Bauart / Medium-high design	(80)	81.43701.6954	
	02.09 -	26S 30S		$\frac{0}{0}$	311 479			81.43702.6004 81.43702.6005 81.43702.6014 81.43702.6078	
	02.09 -				310 628	Achslast [t] / Axle Load [t]: 9 Mittelhohe Bauart / Medium-high design	(6) (80)	81.43701.6949 81.43701.6991	
	02.09 -	26S 30S 35S		$\frac{0}{0}$	311 478			81.43702.6002	
					311 480	Niedrige Bauart / Low design	(83)	81.43702.6011 81.43702.6076	
					311 894			81.43702.6012	
					280 935	Achslast [t] / Axle Load [t]: 9	(6)	81.43701.6897 81.43701.6948	
	02.09 -	30S		$\frac{0}{0}$	131 696	Niedrige Bauart / Low design	(83)	81.43701.6905	
					311 485	Mittelhohe Bauart / Medium-high design	(80)	81.43701.6975	
	02.09 -	35S		$\frac{0}{0}$	131 696			81.43701.6905	
					280 928			81.43701.6904	
					310 626	Hochlastpaket / High-load package hoher Lastschwerpunkt / high load center	(54) (121)	81.43701.6908 81.43702.6037	
					280 931			81.43701.6911	
					310 627	Hochlastpaket / High-load package hoher Lastschwerpunkt / high load center	(54) (121)	81.43701.6912	
					311 482			81.43701.6944	
					311 483	Hochlastpaket / High-load package bei CDC Dämpfern (Continuous Damping Control) / with CDC dampers (Continuous Damping Control)	(54) (107)	81.43701.6945	
					311 482			81.43701.6944	
02.09 -	26S		$\frac{0}{0}$	311 478			81.43702.6002		
				311 479			81.43702.6004 81.43702.6005 81.43702.6014 81.43702.6078		
				311 480	Niedrige Bauart / Low design	(83)	81.43702.6011 81.43702.6076		
				311 894			81.43702.6012		
				312 859	mit Hochdach / with raised roof	(125)	81.43702.6003		
				280 935	Achslast [t] / Axle Load [t]: 9	(6)	81.43701.6897 81.43701.6948		
				310 628	Achslast [t] / Axle Load [t]: 9 Mittelhohe Bauart / Medium-high design	(6) (80)	81.43701.6949 81.43701.6991		
				280 937	Niedrige Bauart / Low design	(83)	81.43701.6868		
				300 001	Mittelhohe Bauart / Medium-high design	(80)	81.43701.6934 81.43702.6016		
				312 913	Mittelhohe Bauart / Medium-high design	(80)	81.43701.6954		

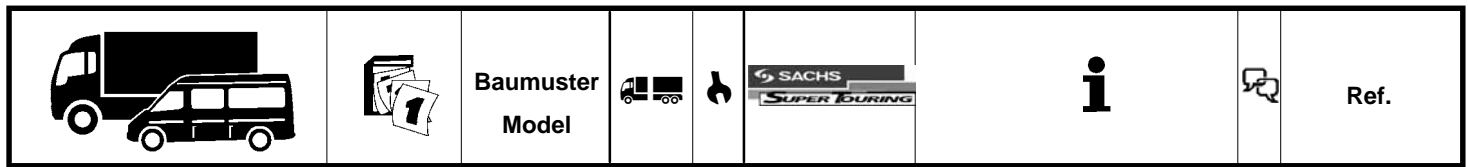
Achtung: Unsere Artikel sind nur als Ersatz für die angegebenen OE-Nummern gültig. In der Spalte "Ref." ist lediglich ein Teil der OE-Nummern aufgeführt. Die vollständige Auflistung aller Vergleichsnummern finden Sie im Anhang.
 Attention: The articles are only valid as replacement for the listed OE-numbers. In the column "Ref." only a selection of OE-No. is given. The complete listing you can see in the appendix. (151)

		Baumuster Model						Ref.
--	---	----------------------------	---	---	---	---	---	-------------

MAN

TGS		08.07 -									
26.540 FDS, FDS/M, FDLS, FDRS, FDLRS, FDLS/M, FNHLS	02.09 -	26S			311 479 			81.43702.6004 81.43702.6005 81.43702.6014 81.43702.6078			
					310 628 	Achslast [t] / Axle Load [t]: 9 Mittelhohe Bauart / Medium-high design	(6) (80)	81.43701.6949 81.43701.6991			
					280 937 	Niedrige Bauart / Low design	(83)	81.43701.6868			
					280 938 	Niedrige Bauart / Low design	(83)	81.43701.6926			
					300 001 	Mittelhohe Bauart / Medium-high design	(80)	81.43701.6934 81.43702.6016			
					312 913 	Mittelhohe Bauart / Medium-high design	(80)	81.43701.6954			
			26S 35S			311 478 			81.43702.6002		
						311 480 	Niedrige Bauart / Low design	(83)	81.43702.6011 81.43702.6076		
						311 894 			81.43702.6012		
			35S			280 935 	Achslast [t] / Axle Load [t]: 9	(6)	81.43701.6897 81.43701.6948		
								131 696 			81.43701.6905
								280 928 			81.43701.6904
				310 626 	Hochlastpaket / High-load package hoher Lastschwerpunkt / high load center			(54) (121)	81.43701.6908 81.43702.6037		
				280 931 					81.43701.6911		
				310 627 	Hochlastpaket / High-load package hoher Lastschwerpunkt / high load center	(54) (121)	81.43701.6912				
311 482 				81.43701.6944							
311 483 	Hochlastpaket / High-load package bei CDC Dämpfern (Continuous Damping Control) / with CDC dampers (Continuous Damping Control)	(54) (107)	81.43701.6945								
28.320 FNHLC 28.540 FNHLC	07.08 - 06.08 -	71S			311 478 	Niedrige Bauart / Low design	(83)	81.43702.6002			
					311 894 	Achslast [t] / Axle Load [t]: 8 Niedrige Bauart / Low design	(6) (83)	81.43702.6012			
					312 859 	mit Hochdach / with raised roof	(125)	81.43702.6003			
					280 935 	Achslast [t] / Axle Load [t]: 8 Niedrige Bauart / Low design	(6) (83)	81.43701.6897 81.43701.6948			
					280 928 			81.43701.6904			
					310 626 	hoher Lastschwerpunkt / high load center	(121)	81.43701.6908 81.43702.6037			
					311 482 			81.43701.6944			
			311 483 	hoher Lastschwerpunkt / high load center	(121)	81.43701.6945					
			28.320 FNLC 28.360 FNLC 28.400 FNLC 28.440 FNLC 28.480 FNLC	07.08 - 08.08 - 08.08 - 08.08 - 08.08 -	74S			311 478 	Niedrige Bauart / Low design	(83)	81.43702.6002
								311 894 	Achslast [t] / Axle Load [t]: 8 Niedrige Bauart / Low design	(6) (83)	81.43702.6012
280 928 								81.43701.6904			
310 626 	hoher Lastschwerpunkt / high load center	(121)						81.43701.6908 81.43702.6037			
		280 935 				Achslast [t] / Axle Load [t]: 8 Niedrige Bauart / Low design	(6) (83)	81.43701.6897 81.43701.6948			
		311 482 						81.43701.6944			
		311 483 				hoher Lastschwerpunkt / high load center	(121)	81.43701.6945			
		312 859 				mit Hochdach / with raised roof	(125)	81.43702.6003			
74S 89S						311 478 			81.43702.6002		
						311 480 	Niedrige Bauart / Low design	(83)	81.43702.6011 81.43702.6076		
						311 894 			81.43702.6012		
								280 935 	Achslast [t] / Axle Load [t]: 9	(6)	81.43701.6897 81.43701.6948
								131 696 			81.43701.6905

Achtung: Unsere Artikel sind nur als Ersatz für die angegebenen OE-Nummern gültig. In der Spalte "Ref." ist lediglich ein Teil der OE-Nummern aufgeführt. Die vollständige Auflistung aller Vergleichsnummern finden Sie im Anhang.
Attention: The articles are only valid as replacement for the listed OE-numbers. In the column "Ref." only a selection of OE-No. is given. The complete listing you can see in the appendix. (151)



MAN

































































TGS		08.07 -								
28.320 FNLS 28.360 FNLS 28.400 FNLS 28.440 FNLS 28.480 FNLS 28.540 FNLS	07.08 -	89S			311 478			81.43702.6002		
	08.08 -				311 480	Niedrige Bauart / Low design	(83)	81.43702.6011 81.43702.6076		
	08.08 -				311 894			81.43702.6012		
	08.08 -				312 859 HD	mit Hochdach / with raised roof	(125)	81.43702.6003		
	08.08 -						280 935	Achslast [t] / Axle Load [t]: 9	(6)	81.43701.6897 81.43701.6948
	02.09 -						131 696			81.43701.6905
28.360 FANLC, FNHLC 28.400 FANLC, FNHLC 28.440 FANLC, FNHLC 28.480 FANLC, FNHLC	08.08 - 08.08 - 08.08 - 08.08 -	71S			311 478	Niedrige Bauart / Low design	(83)	81.43702.6002		
					311 894	Achslast [t] / Axle Load [t]: 8	(6)	81.43702.6012		
					312 859 HD	mit Hochdach / with raised roof	(125)	81.43702.6003		
					280 935	Achslast [t] / Axle Load [t]: 8	(6)	81.43701.6897 81.43701.6948		
	08.08 -	84S			280 928			81.43701.6904		
					310 626	hoher Lastschwerpunkt / high load center	(121)	81.43701.6908 81.43702.6037		
					311 482			81.43701.6944		
					311 483	hoher Lastschwerpunkt / high load center	(121)	81.43701.6945		
					311 488			81.43701.6983 81.43701.6990 81.43701.6992		
					311 483			81.43701.6945		
28.540 FNLC	02.09 -	37S			311 487			81.43701.6995		
					280 937	Niedrige Bauart / Low design	(83)	81.43701.6868		
		74S			311 478	Niedrige Bauart / Low design	(83)	81.43702.6002		
					311 894	Achslast [t] / Axle Load [t]: 8	(6)	81.43702.6012		
					280 928			81.43701.6904		
					310 626	hoher Lastschwerpunkt / high load center	(121)	81.43701.6908 81.43702.6037		
					280 935	Achslast [t] / Axle Load [t]: 8	(6)	81.43701.6897 81.43701.6948		
					311 482			81.43701.6944		
					311 483	hoher Lastschwerpunkt / high load center	(121)	81.43701.6945		
					312 859 HD	mit Hochdach / with raised roof	(125)	81.43702.6003		
		89S			311 478			81.43702.6002		
					311 480	Niedrige Bauart / Low design	(83)	81.43702.6011 81.43702.6076		
					311 894			81.43702.6012		
					280 935	Achslast [t] / Axle Load [t]: 9	(6)	81.43701.6897 81.43701.6948		
					131 696			81.43701.6905		
					311 487			81.43701.6995		
32.320 FFD-TM 32.360 FFDR 32.360 FFD-TM, FFDR-TM 32.400 FFDR 32.400 FFD-TM, FFDR-TM 32.440 FFDR 32.440 FFD-TM, FFDR-TM 32.480 FFD-TM	02.09 - 08.08 - 10.07 - 08.08 - 10.07 - 08.08 - 10.07 - 08.08 -	49S			311 487			81.43701.6995		
					280 937			81.43701.6868		

Achtung: Unsere Artikel sind nur als Ersatz für die angegebenen OE-Nummern gültig. In der Spalte "Ref." ist lediglich ein Teil der OE-Nummern aufgeführt. Die vollständige Auflistung aller Vergleichsnummern finden Sie im Anhang.
 Attention: The articles are only valid as replacement for the listed OE-numbers. In the column "Ref." only a selection of OE-No. is given. The complete listing you can see in the appendix. (151)

		Baumuster Model						Ref.
--	--	--------------------	---	---	---	--	---	------

MAN

TGS 08.07 -




































































33.360 FDAC, FDALC 33.360 FDAK, FDALK, FDHK 33.360 FDAS, FDALS, FDHS 33.440 FDAC, FDALC 33.440 FDAK, FDALK, FDHK 33.440 FDAS, FDALS, FDHS 33.480 FDAC, FDALC 33.480 FDAK, FDALK 33.480 FDAS, FDALS, FDHS 33.540 FDAC, FDALC 33.540 FDAK, FDALK 33.540 FDAS, FDALS	06.08 -	56S			311 488 		81.43701.6983 81.43701.6990 81.43701.6992
	10.07 -				311 486 		81.43701.6901 81.43702.6017
	07.08 -	82S			311 488 		81.43701.6983 81.43701.6990 81.43701.6992
	11.07 -			311 488 	HD	81.43701.6983 81.43701.6990 81.43701.6992	
	10.07 -				131 696 		81.43701.6905
	08.08 -				131 696 		81.43701.6905
	08.08 -				131 696 		81.43701.6905
	02.09 -				280 937 	Niedrige Bauart / Low design	(83) 81.43701.6868
	02.09 -				280 938 	Niedrige Bauart / Low design	(83) 81.43701.6926
	06.08 -	26S			300 001 	Mittelhohe Bauart / Medium-high design	(80) 81.43701.6934 81.43702.6016
08.08 -	312 913 				Mittelhohe Bauart / Medium-high design	(80) 81.43701.6954	
08.08 -	311 478 					81.43702.6002	
02.09 -	311 479 					81.43702.6004 81.43702.6005 81.43702.6014 81.43702.6078	
33.360 FDS, FDLS 33.400 FDS, FDLS 33.440 FDS, FDLS, FDLS/M 33.480 FDS, FDLS, FDLS/M 33.540 FDS, FDLS, FDLS/M	06.08 - 07.08 - 06.08 - 08.08 - 02.09 -	26S 30S			311 480 	Niedrige Bauart / Low design	(83) 81.43702.6011 81.43702.6076
					311 894 		81.43702.6012
					280 935 	Achslast [t] / Axle Load [t]: 9	(6) 81.43701.6897 81.43701.6948
					310 628 	Achslast [t] / Axle Load [t]: 9 Mittelhohe Bauart / Medium-high design	(6) 81.43701.6949 (80) 81.43701.6991
					131 696 	Niedrige Bauart / Low design	(83) 81.43701.6905
					311 485 	Mittelhohe Bauart / Medium-high design	(80) 81.43701.6975
33.400 FDAC, FDALC 33.400 FDAK, FDALK, FDHK 33.400 FDAS, FDALS, FDHS	07.08 -	56S			311 488 		81.43701.6983 81.43701.6990 81.43701.6992
	07.08 -				311 486 		81.43701.6901 81.43702.6017
35.320 FFDAC 35.480 FFDAC 41.320 FFDAC, 8x8 41.360 FFDAC, 8x8 41.440 FFDAC, 8x8 41.480 FFDAC, 8x8 41.480 FFDARC	06.08 -	96S			311 488 		81.43701.6983 81.43701.6990 81.43701.6992
	06.08 -				311 486 		81.43701.6901 81.43702.6017
	06.08 -				311 479 		81.43702.6004 81.43702.6005 81.43702.6014 81.43702.6078
	06.08 -				311 485 	Mittelhohe Bauart / Medium-high design	(80) 81.43701.6975
	06.08 -		93S			311 488 	
35.320 FFDAC, FFDHLK 35.480 FFDAC, FFDHLK	06.08 - 06.08 -				311 486 		81.43701.6901 81.43702.6017

Achtung: Unsere Artikel sind nur als Ersatz für die angegebenen OE-Nummern gültig. In der Spalte "Ref." ist lediglich ein Teil der OE-Nummern aufgeführt. Die vollständige Auflistung aller Vergleichsnummern finden Sie im Anhang.

Attention: The articles are only valid as replacement for the listed OE-numbers. In the column "Ref." only a selection of OE-No. is given. The complete listing you can see in the appendix. (151)

		Baumuster Model						Ref.
--	--	--------------------	---	---	---	--	---	------
























































MAN

TGS		08.07 -									
35.320 FFDC, FFDLC, FDNLC 35.360 FFDC, FFDLC, FDNLC 35.400 FFDC, FFDLC, FDNLC 35.440 FDNLC, FFDC, FFDLC, FFNLC 35.480 FDNLC, FFDC, FFDLC	06.08 - 06.08 - 06.08 - 06.08 - 06.08 -	37S			311 487 			81.43701.6995			
					280 937 	Niedrige Bauart / Low design	(83)	81.43701.6868			
					300 001 	Mittelhohe Bauart / Medium-high design	(80)	81.43701.6934 81.43702.6016			
					311 479 	Mittelhohe Bauart / Medium-high design	(80)	81.43702.6004 81.43702.6005 81.43702.6014 81.43702.6078			
		41S	06.08 -			311 479 	Mittelhohe Bauart / Medium-high design	(80)	81.43702.6004 81.43702.6005 81.43702.6014 81.43702.6078		
						311 479 	HD			(80)	81.43702.6004 81.43702.6005 81.43702.6014 81.43702.6078
						312 859 	HD			(83)	81.43702.6003
						131 696 	Niedrige Bauart / Low design	(83)	81.43701.6905		
						311 485 	Niedrige Bauart / Low design	(83)	81.43701.6975		
						311 478 	Niedrige Bauart / Low design	(83)	81.43702.6002		
		41S 92S				311 894 	Achslast [t] / Axle Load [t]: 8 Niedrige Bauart / Low design	(6) (83)	81.43702.6012		
		92S	06.08 -			312 859 	HD		mit Hochdach / with raised roof	(125)	81.43702.6003
						280 935 				(6) (83)	81.43701.6897 81.43701.6948
						311 483 					
35.320 FFDK, FFDLK	08.08 -	41S			311 478 	Niedrige Bauart / Low design	(83)	81.43702.6002			
					311 479 	Mittelhohe Bauart / Medium-high design	(80)	81.43702.6004 81.43702.6005 81.43702.6014 81.43702.6078			
					311 479 	HD			(80)	81.43702.6004 81.43702.6005 81.43702.6014 81.43702.6078	
					312 859 	HD			(83)	81.43702.6003	
				131 696 	Niedrige Bauart / Low design	(83)	81.43701.6905				
				311 485 	Niedrige Bauart / Low design	(83)	81.43701.6975				
35.320 FFNLC 35.360 FFNLC 35.400 FFNLC 35.440 FFNLC 35.480 FFNLC	01.09 - 06.08 - 06.08 - 06.08 - 06.08 -	90S			311 478 	Niedrige Bauart / Low design	(83)	81.43702.6002			
					311 487 					81.43701.6995	
					131 696 					81.43701.6905	
					280 928 					81.43701.6904	
					310 626 		hoher Lastschwerpunkt / high load center	(121)	81.43701.6908 81.43702.6037		
					280 931 					81.43701.6911	
					310 627 		hoher Lastschwerpunkt / high load center	(121)	81.43701.6912		
					311 482 					81.43701.6944	
				311 483 		hoher Lastschwerpunkt / high load center	(121)	81.43701.6945			
35.360 FFDK 35.400 FFDK 35.440 FFDK	06.08 - 06.08 - 06.08 -	93S 96S			311 488 			81.43701-6983 81.43701.6990 81.43701.6992			
							311 486 			81.43701.6901 81.43702.6017	
35.360 FFDK, FFHDLK 35.400 FFDK, FFDHLK 35.440 FFDK, FFDHLK	06.08 - 06.08 - 06.08 -	59S			311 479 			81.43702.6004 81.43702.6005 81.43702.6014 81.43702.6078			
							311 485 	Mittelhohe Bauart / Medium-high design	(80)	81.43701.6975	

Achtung: Unsere Artikel sind nur als Ersatz für die angegebenen OE-Nummern gültig. In der Spalte "Ref." ist lediglich ein Teil der OE-Nummern aufgeführt. Die vollständige Auflistung aller Vergleichsnummern finden Sie im Anhang.
Attention: The articles are only valid as replacement for the listed OE-numbers. In the column "Ref." only a selection of OE-No. is given. The complete listing you can see in the appendix. (151)

		Baumuster Model						Ref.
--	--	--------------------	---	---	---	--	---	------

MAN

TGS		08.07 -									
35.360 FFDK, FFDLK, FFDRK 35.400 FFDK, FFDLK, FFDRK 35.440 FFDK, FFDLK, FFDRK 35.480 FFDK, FFDLK, FFDRK	08.08 - 08.08 - 08.08 - 08.08 -	37S			311 487 			81.43701.6995			
					280 937 	Niedrige Bauart / Low design	(83)	81.43701.6868			
					300 001 	Mittelhohe Bauart / Medium-high design	(80)	81.43701.6934 81.43702.6016			
					311 478 	Niedrige Bauart / Low design	(83)	81.43702.6002			
	41S			311 479 	Mittelhohe Bauart / Medium-high design	(80)	81.43702.6004 81.43702.6005 81.43702.6014 81.43702.6078				
				311 479 	HD	Mittelhohe Bauart / Medium-high design	(80)	81.43702.6004 81.43702.6005 81.43702.6014 81.43702.6078			
				312 859 	HD	Niedrige Bauart / Low design	(83)	81.43702.6003			
				131 696 	Niedrige Bauart / Low design	(83)	81.43701.6905				
		311 485 	Niedrige Bauart / Low design	(83)	81.43701.6975						
		35.400 FFNHLC 35.440 FFNHLC 35.480 FFNHLC	10.07 - 10.07 - 10.07 -	73S			311 487 		81.43701.6995		
280 928 							81.43701.6904				
					310 626 	hoher Lastschwerpunkt / high load center	(121)	81.43701.6908 81.43702.6037			
					280 931 		81.43701.6911				
					310 627 	hoher Lastschwerpunkt / high load center	(121)	81.43701.6912			
					311 482 	hoher Lastschwerpunkt / high load center	(121)	81.43701.6944			
311 483 	hoher Lastschwerpunkt / high load center				(121)	81.43701.6945					
35.540 FDNLC, FFDC, FFDLC	06.08 -				92S			311 478 	Niedrige Bauart / Low design	(83)	81.43702.6002
		311 894 	Achslast [t] / Axle Load [t]: 8 Niedrige Bauart / Low design	(6) (83)				81.43702.6012			
		312 859 	HD	mit Hochdach / with raised roof				(125)	81.43702.6003		
				280 935 		Achslast [t] / Axle Load [t]: 8 Niedrige Bauart / Low design	(6) (83)	81.43701.6897 81.43701.6948			
				311 483 			81.43701.6945				
37.320 FFDC 37.320 FFDK 37.360 FFDC 37.360 FFDK 37.400 FFDC 37.400 FFDK 37.440 FFDC 37.440 FFDK 37.480 FFDC 37.480 FFDK 41.360 FFDC 41.360 FFDK 41.400 FFDC 41.400 FFDK 41.440 FFDC 41.440 FFDK 41.480 FFDC 41.480 FFDK	07.08 - 07.08 - 07.08 - 07.08 - 07.08 - 07.08 - 07.08 - 07.08 - 07.08 - 07.08 - 07.08 - 07.08 - 07.08 - 07.08 - 07.08 - 07.08 - 07.08 - 07.08 -	39S			311 478 	Niedrige Bauart / Low design	(83)	81.43702.6002			
					311 479 	Mittelhohe Bauart / Medium-high design	(80)	81.43702.6004 81.43702.6005 81.43702.6014 81.43702.6078			
							311 479 	HD	Mittelhohe Bauart / Medium-high design	(80)	81.43702.6004 81.43702.6005 81.43702.6014 81.43702.6078
							312 859 	HD	Niedrige Bauart / Low design	(83)	81.43702.6003
							280 937 	Niedrige Bauart / Low design	(83)	81.43701.6868	
							300 001 	Mittelhohe Bauart / Medium-high design	(80)	81.43701.6934 81.43702.6016	
			41.320 FFDAK, 8x6/4 41.360 FFDAK, 8x6/4 41.440 FFDAK, 8x6/4 41.480 FFDAK, 8x6/4	06.08 - 06.08 - 06.08 - 06.08 -	93S			311 488 		81.43701.6983 81.43701.6990 81.43701.6992	
										311 486 	

Achtung: Unsere Artikel sind nur als Ersatz für die angegebenen OE-Nummern gültig. In der Spalte "Ref." ist lediglich ein Teil der OE-Nummern aufgeführt. Die vollständige Auflistung aller Vergleichsnummern finden Sie im Anhang.
Attention: The articles are only valid as replacement for the listed OE-numbers. In the column "Ref." only a selection of OE-No. is given. The complete listing you can see in the appendix. (151)








































MAN

TGX		09.07 -												
18.360 FHLS, FHLS/M 18.400 FHLS, FHLS/M 18.440 FHLS, FHLS/M 18.480 FHLS, FHLS/M 18.540 FHLS, FHLS/M	10.07 -	22X				311 478		81.43702.6002						
	10.07 -					311 479	Achslast [t] / Axle Load [t]: 8 Mittelhohe Bauart / Medium-high design	(6) (80)	81.43702.6004 81.43702.6005 81.43702.6014 81.43702.6078					
	10.07 -					311 480	Niedrige Bauart / Low design	(83)	81.43702.6011 81.43702.6076					
	10.07 -					311 894			81.43702.6012					
	10.07 -							280 935	Achslast [t] / Axle Load [t]: 9	(6)	81.43701.6897 81.43701.6948			
	10.07 -							310 628	Mittelhohe Bauart / Medium-high design	(80)	81.43701.6949 81.43701.6991			
										131 696	Achslast [t] / Axle Load [t]: 13	(6)	81.43701.6905	
										310 626	Achslast [t] / Axle Load [t]: 13 Hochlastpaket / High-load package	(6) (54)	81.43701.6908 81.43702.6037	
	18.360 FLC, FLRC, FLLC, FLLRC, FLLW, FLLW/N 18.400 FLC, FLRC, FLLC, FLLRC, FLLW, FLLW/N 18.440 FLC, FLRC, FLLC, FLLRC, FLLW, FLLW/N 18.480 FLC, FLRC, FLLC, FLLRC, FLLW, FLLW/N 18.540 FLC, FLRC, FLLC, FLLRC, FLLW, FLLW/N					10.07 -	06X				311 478	Niedrige Bauart / Low design	(83)	81.43702.6002
						10.07 -					311 479	Achslast [t] / Axle Load [t]: 8 Mittelhohe Bauart / Medium-high design	(6) (80)	81.43702.6004 81.43702.6005 81.43702.6014 81.43702.6078
10.07 -		311 480	Niedrige Bauart / Low design	(83)	81.43702.6011 81.43702.6076									
10.07 -		311 894	Niedrige Bauart / Low design	(83)	81.43702.6012									
10.07 -				280 928							81.43701.6904			
10.07 -				310 626	Hochlastpaket / High-load package	(54)					81.43701.6908 81.43702.6037			
						312 859					mit Hochdach / with raised roof	(125)	81.43702.6003	
						310 628					Achslast [t] / Axle Load [t]: 9 Mittelhohe Bauart / Medium-high design	(6) (80)	81.43701.6949 81.43701.6991	
			10X			131 696							81.43701.6905	
18.360 FLS, FLS/M, FLRS, FLRS/N, FLLS, FLLS/N, FLLRS,FLLRS/N		10.07 -	06X								311 478	Niedrige Bauart / Low design	(83)	81.43702.6002
	10.07 -	311 479					Achslast [t] / Axle Load [t]: 8 Mittelhohe Bauart / Medium-high design	(6) (80)	81.43702.6004 81.43702.6005 81.43702.6014 81.43702.6078					
	10.07 -	311 480					Niedrige Bauart / Low design	(83)	81.43702.6011 81.43702.6076					
	10.07 -							131 696			81.43701.6905			
	10.07 -							310 626	Hochlastpaket / High-load package	(54)	81.43701.6908 81.43702.6037			
										311 894	Niedrige Bauart / Low design	(83)	81.43702.6012	
										310 628	Achslast [t] / Axle Load [t]: 9 Mittelhohe Bauart / Medium-high design	(6) (80)	81.43701.6949 81.43701.6991	
							10X			131 696			81.43701.6905	
							13X			310 629			81.43701.6950	
	18.400 FLS, FLS/M, FLRS, FLRS/N, FLLS, FLLS/N, FLLRS,FLLRS/N 18.440 FLS, FLS/M, FLRS, FLRS/M, FLLS, FLLS/N, FLLRS,FLLRS/ 18.480 FLS, FLS/M, FLRS, FLRS/N, FLLS, FLLS/N, FLLRS,FLLRS/N 18.540 FLS, FLS/M, FLRS, FLRS/N, FLLS, FLLS/N,FLLRS,FLLRS/N	10.07 -					05X 10X			131 696			81.43701.6905	
10.07 -		06X				311 478	Niedrige Bauart / Low design	(83)	81.43702.6002					
10.07 -						311 479	Achslast [t] / Axle Load [t]: 8 Mittelhohe Bauart / Medium-high design	(6) (80)	81.43702.6004 81.43702.6005 81.43702.6014 81.43702.6078					
10.07 -						311 480	Niedrige Bauart / Low design	(83)	81.43702.6011 81.43702.6076					
10.07 -						311 894	Niedrige Bauart / Low design	(83)	81.43702.6012					
10.07 -								131 696			81.43701.6905			
10.07 -								310 626	Hochlastpaket / High-load package	(54)	81.43701.6908 81.43702.6037			
										310 628	Achslast [t] / Axle Load [t]: 9 Mittelhohe Bauart / Medium-high design	(6) (80)	81.43701.6949 81.43701.6991	
							13X					310 629		

Achtung: Unsere Artikel sind nur als Ersatz für die angegebenen OE-Nummern gültig. In der Spalte "Ref." ist lediglich ein Teil der OE-Nummern aufgeführt. Die vollständige Auflistung aller Vergleichsnummern finden Sie im Anhang.
 Attention: The articles are only valid as replacement for the listed OE-numbers. In the column "Ref." only a selection of OE-No. is given. The complete listing you can see in the appendix. (151)

		Baumuster Model						Ref.
--	--	--------------------	---	---	---	--	---	------

MAN



















































TGX		09.07 -							
18.440 FLRC	10.07 -	06X		○ ○	311 478 	Niedrige Bauart / Low design	(83)	81.43702.6002	
					311 479 	Achslast [t] / Axle Load [t]: 8 Achslast [t] / Axle Load [t]: 9 Mittelhohe Bauart / Medium-high design	(6) (6) (80)	81.43702.6004 81.43702.6005 81.43702.6014 81.43702.6078	
					311 480 	Niedrige Bauart / Low design	(83)	81.43702.6011 81.43702.6076	
					311 894 	Niedrige Bauart / Low design	(83)	81.43702.6012	
					280 928 			81.43701.6904	
					310 626 	Hochlastpaket / High-load package	(54)	81.43701.6908 81.43702.6037	
					312 859 	mit Hochdach / with raised roof	(125)	81.43702.6003	
					1/○	310 628 	Achslast [t] / Axle Load [t]: 9 Mittelhohe Bauart / Medium-high design	(6) (80)	81.43701.6949 81.43701.6991
18.440 FLRS	10.07 -	06X		○ ○	311 478 	Niedrige Bauart / Low design	(83)	81.43702.6002	
					311 479 	Achslast [t] / Axle Load [t]: 8 Achslast [t] / Axle Load [t]: 9 Mittelhohe Bauart / Medium-high design	(6) (6) (80)	81.43702.6004 81.43702.6005 81.43702.6014 81.43702.6078	
					311 480 	Niedrige Bauart / Low design	(83)	81.43702.6011 81.43702.6076	
					311 894 	Niedrige Bauart / Low design	(83)	81.43702.6012	
					131 696 			81.43701.6905	
					310 626 	Hochlastpaket / High-load package	(54)	81.43701.6908 81.43702.6037	
					1/○	310 628 	Achslast [t] / Axle Load [t]: 9 Mittelhohe Bauart / Medium-high design	(6) (80)	81.43701.6949 81.43701.6991
					18.680 FLS	10.07 -	78X		○ ○
311 894 	Niedrige Bauart / Low design	(83)	81.43702.6012						
131 696 			81.43701.6905						
24.360 FPLS, FPLRS 24.400 FPLS, FPLRS 24.440 FPLRS 24.440 FPLS, FPLRS 24.480 FPLS, FPLRS 24.540 FPLS, FPLRS 26.440 FPLRS	10.07 - 10.07 - 10.07 - 10.07 - 10.07 - 10.07 - 07.08 -	24X		○ ○	311 478 	Niedrige Bauart / Low design	(83)	81.43702.6002	
					311 480 	Niedrige Bauart / Low design	(83)	81.43702.6011 81.43702.6076	
					311 894 			81.43702.6012	
					131 696 			81.43701.6905	
					300 002 	Vorlaufachse / Leading Axle	(103)	81.43701.6973	
					26.320 FNLS, FNLLS	10.07 -	18X		○ ○
311 480 	Niedrige Bauart / Low design	(83)	81.43702.6011 81.43702.6076						
311 894 	Niedrige Bauart / Low design	(83)	81.43702.6012						
311 482 			81.43701.6944						
311 483 			81.43701.6945						
18X 21X		○ ○	131 696 				81.43701.6905		
			280 928 				81.43701.6904		
			310 626 	Hochlastpaket / High-load package hoher Lastschwerpunkt / high load center	(54) (121)		81.43701.6908 81.43702.6037		
			280 931 				81.43701.6911		
			310 627 				81.43701.6912		

Achtung: Unsere Artikel sind nur als Ersatz für die angegebenen OE-Nummern gültig. In der Spalte "Ref." ist lediglich ein Teil der OE-Nummern aufgeführt. Die vollständige Auflistung aller Vergleichsnummern finden Sie im Anhang.

Attention: The articles are only valid as replacement for the listed OE-numbers. In the column "Ref." only a selection of OE-No. is given. The complete listing you can see in the appendix. (151)

		Baumuster Model						Ref.
--	---	----------------------------	---	---	---	---	---	-------------

































































MAN

TGX		09.07 -									
26.360 FDC, FDL, FDR, FDLRC 26.400 FDC, FDL, FDR, FDLRC 26.440 FDC, FDL, FDR, FDLRC 26.480 FDC, FDL, FDR, FDLRC 26.540 FDC, FDL, FDR, FDLRC 33.360 FDC, FDC/M, FDL 33.400 FDC, FDC/M, FDL 33.440 FDC, FDC/M, FDL 33.480 FDC, FDC/M, FDL 33.540 FDC, FDC/M, FDL	07.08 -	26X			280 937 	Niedrige Bauart / Low design	(83)	81.43701.6868			
	07.08 -				280 938 	Niedrige Bauart / Low design	(83)	81.43701.6926			
	07.08 -				300 001 	Mittelhohe Bauart / Medium-high design	(80)	81.43701.6934 81.43702.6016			
	07.08 -				312 913 	Mittelhohe Bauart / Medium-high design	(80)	81.43701.6954			
	07.08 -	26X 30X			311 478 			81.43702.6002			
	02.09 -				311 479 	Mittelhohe Bauart / Medium-high design	(80)	81.43702.6004 81.43702.6005 81.43702.6014 81.43702.6078			
	10.07 -	30X			311 480 	Niedrige Bauart / Low design	(83)	81.43702.6011 81.43702.6076			
	10.07 -				311 894 			81.43702.6012			
	10.07 -				311 479 HD			81.43702.6004 81.43702.6005 81.43702.6014 81.43702.6078			
	10.07 -				312 859 HD	mit Hochdach / with raised roof	(125)	81.43702.6003			
	10.07 -				280 935 	Achslast [t] / Axle Load [t]: 9	(6)	81.43701.6897 81.43701.6948			
	10.07 -				310 628 	Achslast [t] / Axle Load [t]: 9 Mittelhohe Bauart / Medium-high design	(6) (80)	81.43701.6949 81.43701.6991			
	10.07 -							131 696 			81.43701.6905
	26.360 FDS, FDL, FDR, FDLRS 26.400 FDS, FDL, FDR, FDLRS 26.440 FDS, FDL, FDR, FDLRS 26.480 FDS, FDL, FDR, FDLRS 26.540 FDS, FDL, FDR, FDLRS 33.360 FDS, FDS/M, FDL 33.400 FDS, FDS/M, FDL 33.440 FDS, FDS/M, FDL 33.480 FDS, FDS/M, FDL 33.540 FDS, FDS/M, FDL	07.08 -	26X			280 937 	Niedrige Bauart / Low design	(83)	81.43701.6868		
		07.08 -				280 938 	Niedrige Bauart / Low design	(83)	81.43701.6926		
07.08 -		300 001 				Mittelhohe Bauart / Medium-high design	(80)	81.43701.6934 81.43702.6016			
07.08 -		312 913 				Mittelhohe Bauart / Medium-high design	(80)	81.43701.6954			
07.08 -		26X 30X			311 478 			81.43702.6002			
02.09 -					311 479 	Mittelhohe Bauart / Medium-high design	(80)	81.43702.6004 81.43702.6005 81.43702.6014 81.43702.6078			
10.07 -		30X			311 480 	Niedrige Bauart / Low design	(83)	81.43702.6011 81.43702.6076			
10.07 -					311 894 			81.43702.6012			
10.07 -					280 935 	Achslast [t] / Axle Load [t]: 9	(6)	81.43701.6897 81.43701.6948			
10.07 -					310 628 	Achslast [t] / Axle Load [t]: 9 Mittelhohe Bauart / Medium-high design	(6) (80)	81.43701.6949 81.43701.6991			
10.07 -								131 696 			81.43701.6905
10.07 -								311 485 	Mittelhohe Bauart / Medium-high design	(80)	81.43701.6975
26.360 FNL, FNLRC, FNLL, FNLLRC, FNLLW 26.400 FNL, FNLRC, FNLL, FNLLRC, FNLLW 26.440 FNL, FNLRC, FNLL, FNLLRC, FNLLW 26.480 FNL, FNLRC, FNLL, FNLLRC, FNLLW 26.540 FNL, FNLRC, FNLL, FNLLRC, FNLLW					10.07 -	18X			311 478 	Niedrige Bauart / Low design	(83)
		10.07 -	311 480 	Niedrige Bauart / Low design	(83)				81.43702.6011 81.43702.6076		
		10.07 -	311 894 	Niedrige Bauart / Low design	(83)				81.43702.6012		
	10.07 -	312 859 HD	mit Hochdach / with raised roof	(125)	81.43702.6003						
	10.07 -	18X 21X			311 483 	Kipper / Dumptruck	(56)	81.43701.6945			
	10.07 -				311 482 			81.43701.6944			
	10.07 -				311 483 			81.43701.6945			
	10.07 -				131 696 			81.43701.6905			
	10.07 -				280 928 			81.43701.6904			
	10.07 -				310 626 	Hochlastpaket / High-load package hoher Lastschwerpunkt / high load center	(54) (121)	81.43701.6908 81.43702.6037			
	10.07 -				280 931 			81.43701.6911			
	10.07 -				310 627 			81.43701.6912			

Achtung: Unsere Artikel sind nur als Ersatz für die angegebenen OE-Nummern gültig. In der Spalte "Ref." ist lediglich ein Teil der OE-Nummern aufgeführt. Die vollständige Auflistung aller Vergleichsnummern finden Sie im Anhang.
Attention: The articles are only valid as replacement for the listed OE-numbers. In the column "Ref." only a selection of OE-No. is given. The complete listing you can see in the appendix. (151)

		Baumuster Model						Ref.
--	--	--------------------	---	---	---	--	---	------

MAN































































TGX		09.07 -							
26.360 FNLS, FNLLS, FNLRs, FNLLRS, FPLS, FPLRS, FVLS 26.400 FNLS, FNLLS, FNLRs, FNLLRS, FPLS, FPLRS, FVLS 26.440 FNLS, FNLLS, FNLRs, FNLLRS, FPLS, FPLRS, FVLS 26.480 FNLS, FNLLS, FNLRs, FNLLRS, FPLS, FPLRS, FVLS 26.540 FNLS, FNLRs, FNLLS, FPLS, FPLRS, FVLS	10.07 -	18X			311 894 	Niedrige Bauart / Low design	(83)	81.43702.6012	
	10.07 -				311 482 			81.43701.6944	
	10.07 -	18X 21X			311 483 			81.43701.6945	
	10.07 -				280 928 			81.43701.6904	
	10.07 -				310 626 	Hochlastpaket / High-load package hoher Lastschwerpunkt / high load center	(54) (121)	81.43701.6908 81.43702.6037	
	10.07 -				280 931 			81.43701.6911	
	10.07 -	18X 21X 24X			310 627 			81.43701.6912	
	10.07 -				131 696 			81.43701.6905	
			18X 24X			311 478 	Niedrige Bauart / Low design	(83)	81.43702.6002
						311 480 	Niedrige Bauart / Low design	(83)	81.43702.6011 81.43702.6076
			24X			311 894 			81.43702.6012
						300 002 	Vorlaufachse / Leading Axle	(103)	81.43701.6973
26.360 FVHLS 26.400 FPHLS 26.440 FVHLS 26.440 FPHLS 26.480 FVHLS 26.480 FPHLS	05.08 -	42X			311 478 			81.43702.6002	
	05.08 -				311 480 	Niedrige Bauart / Low design	(83)	81.43702.6011 81.43702.6076	
	05.08 -				311 894 			81.43702.6012	
	05.08 -				280 935 	Achslast [t] / Axle Load [t]: 9	(6)	81.43701.6897 81.43701.6948	
	05.08 -				131 696 			81.43701.6905	
	05.08 -				300 002 	Vorlaufachse / Leading Axle	(103)	81.43701.6973	
28.360 FNLC 28.400 FNLC 28.440 FNLC 28.480 FNLC 28.540 FNLC	10.07 -	89X			311 478 			81.43702.6002	
	10.07 -				311 480 	Niedrige Bauart / Low design	(83)	81.43702.6011 81.43702.6076	
	10.07 -				311 894 			81.43702.6012	
	10.07 -				312 859 	mit Hochdach / with raised roof	(125)	81.43702.6003	
	10.07 -				131 696 			81.43701.6905	
28.360 FNLS 28.400 FNLS 28.440 FNLS 28.480 FNLS 28.540 FNLS	10.07 -	89X			311 478 			81.43702.6002	
	10.07 -				311 480 	Niedrige Bauart / Low design	(83)	81.43702.6011 81.43702.6076	
	10.07 -				311 894 			81.43702.6012	
	10.07 -				131 696 			81.43701.6905	
	02.09 -								
33.680 FDLC	10.07 -	79X			311 478 			81.43702.6002	
					311 479 	Mittelhohe Bauart / Medium-high design	(80)	81.43702.6004 81.43702.6005 81.43702.6014 81.43702.6078	
					311 480 	Niedrige Bauart / Low design	(83)	81.43702.6011 81.43702.6076	
					311 894 			81.43702.6012	
					312 859 	mit Hochdach / with raised roof	(125)	81.43702.6003	
					280 935 	Achslast [t] / Axle Load [t]: 9	(6)	81.43701.6897 81.43701.6948	
					310 628 	Achslast [t] / Axle Load [t]: 9 Mittelhohe Bauart / Medium-high design	(6) (80)	81.43701.6949 81.43701.6991	
					131 696 			81.43701.6905	
					300 002 	Vorlaufachse / Leading Axle	(103)	81.43701.6973	

Achtung: Unsere Artikel sind nur als Ersatz für die angegebenen OE-Nummern gültig. In der Spalte "Ref." ist lediglich ein Teil der OE-Nummern aufgeführt. Die vollständige Auflistung aller Vergleichsnummern finden Sie im Anhang.

Attention: The articles are only valid as replacement for the listed OE-numbers. In the column "Ref." only a selection of OE-No. is given. The complete listing you can see in the appendix. (151)

		Baumuster Model						Ref.
--	--	--------------------	---	---	---	--	---	------











































MAN

TGX		09.07 -								
33.680 FDLS	10.07 -	79X			311 478 			81.43702.6002		
					311 479 	Mittelhohe Bauart / Medium-high design	(80)	81.43702.6004 81.43702.6005 81.43702.6014 81.43702.6078		
					311 480 	Niedrige Bauart / Low design	(83)	81.43702.6011 81.43702.6076		
					311 894 			81.43702.6012		
					280 935 	Achslast [t] / Axle Load [t]: 9	(6)	81.43701.6897 81.43701.6948		
					310 628 	Achslast [t] / Axle Load [t]: 9 Mittelhohe Bauart / Medium-high design	(6) (80)	81.43701.6949 81.43701.6991		
							131 696 			81.43701.6905
35.360 FDNLC 35.400 FDNLC 35.440 FDNLC 35.480 FDNLC 35.540 FDNLC	06.08 -	92X			300 002 	Vorlaufachse / Leading Axle	(103)	81.43701.6973		
	06.08 -				311 478 	Niedrige Bauart / Low design	(83)	81.43702.6002		
	06.08 -				311 894 	Achslast [t] / Axle Load [t]: 8 Niedrige Bauart / Low design	(6) (83)	81.43702.6012		
	06.08 -				312 859 	mit Hochdach / with raised roof	(125)	81.43702.6003		
	06.08 -						311 483 		81.43701.6945	
41.540 FVDS, FVDLS	06.08 -	86X			280 938 			81.43701.6926		
		86X 87X			311 480 	Niedrige Bauart / Low design	(83)	81.43702.6011 81.43702.6076		
					311 894 	Niedrige Bauart / Low design	(83)	81.43702.6012		
		87X			300 002 	Vorlaufachse / Leading Axle	(103)	81.43701.6973		
41.680 FVDS, FVDLS	10.07 -	94X 95X			311 478 	Niedrige Bauart / Low design	(83)	81.43702.6002		
					311 894 	Niedrige Bauart / Low design	(83)	81.43702.6012		
							300 002 	Vorlaufachse / Leading Axle	(103)	81.43701.6973
							131 696 			81.43701.6905
							280 938 			81.43701.6926
8 ...										
8.135 FR					106 296			81.43701.6211 81.43701.6503		
9 ...										
9.135 F	09.79 -				101 993 			81.43701.6354 81.43701.6392 81.43701.6410		
							106 469 			81.43701.6338 81.43701.6452
10 ...										
10.186 F,FK					101 985 			81.43701.6097 81.43701.6346		
11 ...										
11.168 U					101 551 			81.43701.6112 81.43701.6535		
13 ...										
13.168 F		232			106 296 			81.43701.6211 81.43701.6503		
							101 551 			81.43701.6112 81.43701.6535
13.168 H 13.192 F-SKD 13.192 H					106 296 			81.43701.6211 81.43701.6503		

Achtung: Unsere Artikel sind nur als Ersatz für die angegebenen OE-Nummern gültig. In der Spalte "Ref." ist lediglich ein Teil der OE-Nummern aufgeführt. Die vollständige Auflistung aller Vergleichsnummern finden Sie im Anhang.
Attention: The articles are only valid as replacement for the listed OE-numbers. In the column "Ref." only a selection of OE-No. is given. The complete listing you can see in the appendix. (151)

		Baumuster Model						Ref.
--	--	--------------------	---	---	---	--	---	------

MAN







































13 ...										
13.192 F		232			101 551 ▲			81.43701.6112		
					106 296			81.43701.6211		
13.215 F,FK,FS 13.230 F,FK,FS 13.250 F,FK,FS 13.256 F,FK,FS 13.304 F,FK,FS					101 985 ▲			81.43701.6097 81.43701.6346		
14 ...										
14.168 F 14.192 F		232			101 551 ▲			81.43701.6112		
								81.43701.6535		
14.170 F/FL 14.192 F/FL		495			106 253 			81.43701.6391		
								81.43701.6631		
14.304 DFR-SKD					112 273 			81.43701.6644		
								81.43701.6658		
					106 296 			81.43701.6211 81.43701.6503		
15 ...										
15.168 F 15.168 H,HA 15.192 H,HA 15.200 F 15.200 H 15.240 F 15.240 H,HA					106 296 			81.43701.6211		
								81.43701.6503		
15.186 F,FK					101 985 ▲			81.43701.6097 81.43701.6346		
16 ...										
16.168 F 16.192 F		255			101 551 ▲			81.43701.6112		
								81.43701.6535		
16.168 F-FKO, FL-FKO 16.192 F-FKO, FL-FKO		543			101 985 ▲		->02.1985 Achslast [t] / Axle Load [t]: 7,5	81.43701.6097		
								81.43701.6346		
								112 869 	02.1985-> Achslast [t] / Axle Load [t]: 6,5	(6) 81.43701.6442
								101 986 	Achslast [t] / Axle Load [t]: 6,5	(6) 81.43701.6347
					101 382			81.43701.6177		
					106 285 HD●			81.43701.6359 81.43701.6419		
16.168 FKO 16.192 FKO		174			101 985 ▲			81.43701.6097 81.43701.6346		
16.168 H,HA 16.192 H 16.200 H 16.240 H,HR 16.240 H MAT-VEX 16.256 H 16.320 H					106 296			81.43701.6211		
								81.43701.6503		
16.170 F,FL	02.84 - 08.89	498			106 253			81.43701.6391		
								81.43701.6631		
16.186 FK		410			112 273 			81.43701.6644		
								81.43701.6658		
					101 985 ▲			81.43701.6097 81.43701.6346		

Achtung: Unsere Artikel sind nur als Ersatz für die angegebenen OE-Nummern gültig. In der Spalte "Ref." ist lediglich ein Teil der OE-Nummern aufgeführt. Die vollständige Auflistung aller Vergleichsnummern finden Sie im Anhang.

Attention: The articles are only valid as replacement for the listed OE-numbers. In the column "Ref." only a selection of OE-No. is given. The complete listing you can see in the appendix. (151)

		Baumuster Model						Ref.
--	--	--------------------	---	---	---	--	---	------










































MAN

16 ...								
16.186 FN 16.215 FN 16.216 F,FK 16.230 FN,FNS 16.256 F,FK,FS 16.280 F 16.281 FL,FLS 16.304 FN,FNS,FVS 16.320 F,FL 16.320 FS 16.321 FL,FLS					101 985 ▲			81.43701.6097 81.43701.6346
16.192 FS	01.84 -				106 253			81.43701.6391 81.43701.6631
16.200 16.256 16.320 ,FA					101 551 ▲			81.43701.6112 81.43701.6535
16.220 FA 16.240 FA		520			101 986	->02.1985		81.43701.6347 81.43701.6348
					112 869	03.1985->		81.43701.6442 81.43701.6491
16.256 UL 16.320 UL					101 383			81.43701.6178
					106 284 HD●			81.43701.6418
					101 382			81.43701.6177
					101 383 ∞∞			81.43701.6178
					106 284 ∞∞HD●			81.43701.6418
16.280 FA		431			106 298			81.43701.6255 81.43701.6279 81.43701.6280 81.43701.6426
16.280 U					106 343 ▲			81.43701.6272 81.43701.6454
16.281 FA 16.291 FA 16.321 FA 16.331 FA 16.361 FA		505			101 986	->02.1985		81.43701.6347 81.43701.6348
					112 869	03.1985->		81.43701.6442 81.43701.6491
16.281 FLLS 16.321 FLLS	- 02.85 - 02.85	504			101 985 ▲	Achslast [t] / Axle Load [t]: 6,5	(6)	81.43701.6097 81.43701.6346
					101 986 ∞	Achslast [t] / Axle Load [t]: 7,5	(6)	81.43701.6347 81.43701.6348
					101 382			81.43701.6177
16.291 F,FS,FL		503, 504			101 986	->02.1985 Achslast [t] / Axle Load [t]: 7,5	(6)	81.43701.6347 81.43701.6348
					101 985 ▲	->02.1985 Achslast [t] / Axle Load [t]: 6,5	(6)	81.43701.6097 81.43701.6346
					112 869	03.1985->		81.43701.6442 81.43701.6491
16.291 FL,FLL 16.331 FL,FLL 16.361 FL,FLL	03.85 - 03.85 - 03.85 -	504			112 869 ∞			81.43701.6442 81.43701.6491
					101 383 ≡			81.43701.6178
16.291 FLLS 16.331 FLLS 16.361 FLLS	03.85 - 03.85 - 03.85 -	504			101 383 ≡			81.43701.6178
					101 382			81.43701.6177

Achtung: Unsere Artikel sind nur als Ersatz für die angegebenen OE-Nummern gültig. In der Spalte "Ref." ist lediglich ein Teil der OE-Nummern aufgeführt. Die vollständige Auflistung aller Vergleichsnummern finden Sie im Anhang.
Attention: The articles are only valid as replacement for the listed OE-numbers. In the column "Ref." only a selection of OE-No. is given. The complete listing you can see in the appendix. (151)

		Baumuster Model						Ref.
--	---	--------------------	---	---	---	---	---	------




































MAN

16 ...								
16.291 FLS 16.331 FLS		504			101 985 ▲	->02.1985 Achslast [t] / Axle Load [t]: 6,5	(6)	81.43701.6097 81.43701.6346
					101 986 	->02.1985 Achslast [t] / Axle Load [t]: 7,5	(6)	81.43701.6347 81.43701.6348
					112 869	03.1985->		81.43701.6442 81.43701.6491
					101 382	->02.1985		81.43701.6177
16.291 UL 16.321 UL 16.331 UL 16.361 UL		924			101 383			81.43701.6178
					106 284 HD●			81.43701.6418
					101 382			81.43701.6177
16.321 U 16.331 U 16.361 U		923			106 343 ▲			81.43701.6272 81.43701.6454
16.331 F,FL,FS	03.85 -	503,/504			101 986	->02.1985 Achslast [t] / Axle Load [t]: 7,5	(6)	81.43701.6347 81.43701.6348
					101 985 ▲	->02.1985 Achslast [t] / Axle Load [t]: 6,5	(6)	81.43701.6097 81.43701.6346
					112 869	03.1985->		81.43701.6442 81.43701.6491
16.332 U 16.362 U		401			112 869			81.43701.6442 81.43701.6491
							112 325	
16.361 F,FS,FL	03.85 -	503,504			101 986	->02.1985 Achslast [t] / Axle Load [t]: 7,5	(6)	81.43701.6347 81.43701.6348
					101 985 ▲	->02.1985 Achslast [t] / Axle Load [t]: 6,5	(6)	81.43701.6097 81.43701.6346
					112 869 	03.1985->		81.43701.6442 81.43701.6491
16.361 FLS		504			101 985 ▲	->02.1985 Achslast [t] / Axle Load [t]: 6,5	(6)	81.43701.6097 81.43701.6346
					101 986 	->02.1985 Achslast [t] / Axle Load [t]: 7,5	(6)	81.43701.6347 81.43701.6348
					112 869 	03.1985->		81.43701.6442 81.43701.6491
					101 382	->02.1985		81.43701.6177
17 ...								
17.170 F,FL 17.192 F,FL	02.84 - 08.89 02.84 - 08.89	498			106 253			81.43701.6391 81.43701.6631
							112 273 	
17.220 F,FL 17.240 F,FL		527			101 986	->10.1985		81.43701.6347 81.43701.6348
					101 985 ▲ 	->10.1985		81.43701.6097 81.43701.6346
					112 869	11.1985->		81.43701.6442 81.43701.6491
					101 382			81.43701.6177
17.220 FA		520			101 986 	->02.1985		81.43701.6347 81.43701.6348
					112 869	03.1985->		81.43701.6442 81.43701.6491
17.240 FA		520			101 986	->02.1985		81.43701.6347 81.43701.6348
					112 869	03.1985->		81.43701.6442 81.43701.6491

Achtung: Unsere Artikel sind nur als Ersatz für die angegebenen OE-Nummern gültig. In der Spalte "Ref." ist lediglich ein Teil der OE-Nummern aufgeführt. Die vollständige Auflistung aller Vergleichsnummern finden Sie im Anhang.
 Attention: The articles are only valid as replacement for the listed OE-numbers. In the column "Ref." only a selection of OE-No. is given. The complete listing you can see in the appendix. (151)

		Baumuster Model						Ref.
--	--	--------------------	---	---	---	--	---	------











































MAN

19 ...								
19.168 H,HA 19.192 H,HA 19.200 H 19.240 H,HR 19.256 H 19.320 H					106 296			81.43701.6211 81.43701.6503
19.200 F 19.215 DF,DFA 19.230 DF,DFA 19.240 F 19.304 DF,DFA 19.320 F,FA,FR					101 551 ▲			81.43701.6112 81.43701.6535
19.215 F 19.232 F 19.256 F 19.280 F 19.304 F 19.320 F					101 985 ▲			81.43701.6097 81.43701.6346
19.240 FA		520			101 986	->02.1985		81.43701.6347 81.43701.6348
					112 869	03.1985->		81.43701.6442 81.43701.6491
19.280 FA		431			106 298			81.43701.6255 81.43701.6279 81.43701.6280 81.43701.6426
19.280 FS					106 298	Achslast [t] / Axle Load [t]: 7	(6)	81.43701.6255 81.43701.6279 81.43701.6280 81.43701.6426
19.280 U 19.320 U		902			106 343 ▲			81.43701.6272 81.43701.6454
19.281 F,FS 19.321 F,FS		503			101 986			81.43701.6347 81.43701.6348
19.281 FA 19.291 FA 19.321 FA 19.331 FA 19.361 FA		505			101 986	->02.1985		81.43701.6347 81.43701.6348
					112 869	03.1985->		81.43701.6442 81.43701.6491
19.281 FL,FLS		503			101 986			81.43701.6347 81.43701.6348
					101 985 ▲			81.43701.6097 81.43701.6346
19.281 FLLS 19.321 FLLS	- 02.85 - 02.85	504			101 985 ▲	Achslast [t] / Axle Load [t]: 6,5	(6)	81.43701.6097 81.43701.6346
					101 986	Achslast [t] / Axle Load [t]: 7,5	(6)	81.43701.6347 81.43701.6348
					101 382			81.43701.6177
19.291 F 19.321 FK	- 02.85 - 02.85	503,504			101 986	Achslast [t] / Axle Load [t]: 7,5	(6)	81.43701.6347 81.43701.6348
					101 985 ▲	Achslast [t] / Axle Load [t]: 6,5	(6)	81.43701.6097 81.43701.6346
19.291 FLLS	03.85 -	504			101 383 ≡			81.43701.6178
					101 382			81.43701.6177

Achtung: Unsere Artikel sind nur als Ersatz für die angegebenen OE-Nummern gültig. In der Spalte "Ref." ist lediglich ein Teil der OE-Nummern aufgeführt. Die vollständige Auflistung aller Vergleichsnummern finden Sie im Anhang.
Attention: The articles are only valid as replacement for the listed OE-numbers. In the column "Ref." only a selection of OE-No. is given. The complete listing you can see in the appendix. (151)

		Baumuster Model						Ref.
--	--	--------------------	---	---	---	--	---	------



MAN

















































19 ...								
19.291 FLS		504			101 985 ▲	->02.1985 Achslast [t] / Axle Load [t]: 6,5	(6)	81.43701.6097 81.43701.6346
					101 986 	->02.1985 Achslast [t] / Axle Load [t]: 7,5	(6)	81.43701.6347 81.43701.6348
					112 869	03.1985->		81.43701.6442 81.43701.6491
					101 382	->02.1985		81.43701.6177
19.291 FS,FL		503,504			101 986	->02.1985 Achslast [t] / Axle Load [t]: 7,5	(6)	81.43701.6347 81.43701.6348
					101 985 ▲	->02.1985 Achslast [t] / Axle Load [t]: 6,5	(6)	81.43701.6097 81.43701.6346
					112 869	03.1985->		81.43701.6442 81.43701.6491
19.291 UL 19.321 UL 19.331 UL 19.361 UL		924			101 383			81.43701.6178
					106 284 HD●			81.43701.6418
					101 382			81.43701.6177
19.320 FK					106 298			81.43701.6255 81.43701.6279 81.43701.6280 81.43701.6426
19.321 FL,FLS		503			101 986			81.43701.6347 81.43701.6348
					101 985 ▲	Achslast [t] / Axle Load [t]: 6,5	(6)	81.43701.6097 81.43701.6346
19.321 U 19.331 U 19.361 U		923			106 343 ▲			81.43701.6272 81.43701.6454
19.331 F,FS,FL 19.361 F,FS,FL		503, 504			101 986	->02.1985 Achslast [t] / Axle Load [t]: 7,5	(6)	81.43701.6347 81.43701.6348
					101 985 ▲	->02.1985 Achslast [t] / Axle Load [t]: 6,5	(6)	81.43701.6097 81.43701.6346
					112 869 	03.1985->		81.43701.6442 81.43701.6491
19.331 FK	01.84 -				112 869 			81.43701.6442 81.43701.6491
19.331 FLS 19.361 FLS		504			101 985 ▲	->02.1985 Achslast [t] / Axle Load [t]: 6,5	(6)	81.43701.6097 81.43701.6346
					101 986 	->02.1985 Achslast [t] / Axle Load [t]: 7,5	(6)	81.43701.6347 81.43701.6348
					112 869 	03.1985->		81.43701.6442 81.43701.6491
					101 382	->02.1985		81.43701.6177
19.332 U 19.362 U		401			112 869			81.43701.6442 81.43701.6491
					112 853			81.43701.6564 81.43701.6584 81.43701.6620
19.362 FL					123 863 HD	Sonderausführung / Special design	(98)	81.43701.6633
					123 864 HD	Sonderausführung / Special design	(98)	81.43701.6634
19.410 FLS					131 750 			81.43701.6902
20 ...								
20.192 DH					106 296			81.43701.6211 81.43701.6503
20.280 FVLS 20.281 FVLS 20.321 FVLS		922 514			101 382			81.43701.6177
					101 383	Querträger / Crossmember	(88)	81.43701.6178
20.320 FVLS		922			101 382			81.43701.6177
					101 383	Querträger / Crossmember	(88)	81.43701.6178

Achtung: Unsere Artikel sind nur als Ersatz für die angegebenen OE-Nummern gültig. In der Spalte "Ref." ist lediglich ein Teil der OE-Nummern aufgeführt. Die vollständige Auflistung aller Vergleichsnummern finden Sie im Anhang.
 Attention: The articles are only valid as replacement for the listed OE-numbers. In the column "Ref." only a selection of OE-No. is given. The complete listing you can see in the appendix. (151)

		Baumuster Model						Ref.
--	--	--------------------	---	---	---	--	---	------

MAN












































20 ...								
20.320 FVS					101 985 ▲			81.43701.6097 81.43701.6346

22 ...								
22.192 DH					106 296			81.43701.6211 81.43701.6503
22.240 DFT-MIL								
22.192 FNL					101 985 ▲			81.43701.6097 81.43701.6346
22.304 FN,FNS								
22.220 FNL		522			101 986	->06.1985		81.43701.6347 81.43701.6348
					112 869	07.1985->		81.43701.6442 81.43701.6491
					106 285	->08.1987		81.43701.6359 81.43701.6419
					101 383 ∞	->08.1987		81.43701.6178
22.240 FNL		522			101 986	->06.1985		81.43701.6347 81.43701.6348
					112 869	07.1985->		81.43701.6442 81.43701.6491
					106 285	->08.1987		81.43701.6359 81.43701.6419
					101 383 ∞	->08.1987		81.43701.6178
22.256 FNL					101 383			81.43701.6178
22.256 UNL					106 284 HD●			81.43701.6418
					101 382			81.43701.6177
					101 383 ∞			81.43701.6178
					106 284 ∞HD●			81.43701.6418
22.280 FNL		429			106 298			81.43701.6255 81.43701.6279 81.43701.6280 81.43701.6426
					101 382			81.43701.6177
					101 383 ∞			81.43701.6178
					101 383			81.43701.6178
					106 284 HD●			81.43701.6418
					101 382			81.43701.6177
					101 383 ∞			81.43701.6178
					106 284 ∞HD●			81.43701.6418
22.280 FVLS		922			101 382			81.43701.6177
					101 383	Querträger / Crossmember	(88)	81.43701.6178
22.281 FNL		506			101 985 ▲	->02.1985		81.43701.6097
22.291 FNL						Achslast [t] / Axle Load [t]: 6,5	(6)	81.43701.6346
22.321 FNL					101 986	->02.1985		81.43701.6347
22.331 FNL						Achslast [t] / Axle Load [t]: 7,5	(6)	81.43701.6348
22.361 FNL					112 869	03.1985->		81.43701.6442 81.43701.6491
						Achslast [t] / Axle Load [t]: 6,5	(6)	
						Achslast [t] / Axle Load [t]: 7,5	(6)	
					101 383 HD≡	03.1985->		81.43701.6178
					106 284 HD●	03.1985->		81.43701.6418
					106 285 HD●	03.1985->		81.43701.6359 81.43701.6419
					101 383 ∞			81.43701.6178
					101 382			81.43701.6177

Achtung: Unsere Artikel sind nur als Ersatz für die angegebenen OE-Nummern gültig. In der Spalte "Ref." ist lediglich ein Teil der OE-Nummern aufgeführt. Die vollständige Auflistung aller Vergleichsnummern finden Sie im Anhang.
 Attention: The articles are only valid as replacement for the listed OE-numbers. In the column "Ref." only a selection of OE-No. is given. The complete listing you can see in the appendix. (151)

		Baumuster Model						Ref.
--	--	--------------------	---	---	---	--	---	------

























































MAN

22 ...								
22.281 FVLS		514			101 382			81.43701.6177
22.321 FVLS					101 383	Querträger / Crossmember	(88)	81.43701.6178
22.320 FNL					101 383			81.43701.6178
					101 551 ▲			81.43701.6112 81.43701.6535
					106 284 HD●			81.43701.6418
					101 382			81.43701.6177
					101 383 ∞			81.43701.6178
					106 284 ∞HD●			81.43701.6418
22.321 UNL		925			101 383 ≡			81.43701.6178
22.361 UNL					106 343 ▲			81.43701.6272 81.43701.6454
					106 284 HD●			81.43701.6418
					101 383 ∞			81.43701.6178
					101 382 ≡			81.43701.6177
					106 285 HD●			81.43701.6359 81.43701.6419
22.332 UNL		405			112 869			81.43701.6442 81.43701.6491
22.362 UNL					112 854 ∞			81.43701.6568 81.43701.6605
					112 853 ≡			81.43701.6564 81.43701.6584 81.43701.6620
					112 853 ∞≡			81.43701.6564 81.43701.6584 81.43701.6620
22.332 UNLL		406			112 859 ≡			81.43701.6597 81.43701.6612
22.362 UNLL					112 854 ∞			81.43701.6568 81.43701.6605
					112 853 ≡			81.43701.6564 81.43701.6584 81.43701.6620
24 ...								
24.220 FNL		522			101 986	->05.1988		81.43701.6347 81.43701.6348
					112 869	07.1985->		81.43701.6442 81.43701.6491
					106 285	->05.1988		81.43701.6359 81.43701.6419
					101 383 ∞	07.1985 - 05.1988		81.43701.6178
24.240 FNL		522			101 986	->06.1985		81.43701.6347 81.43701.6348
					112 869	07.1985->		81.43701.6442 81.43701.6491
					106 285	->08.1987		81.43701.6359 81.43701.6419
24.291 FNL		506			101 985 ▲	Achslast [t] / Axle Load [t]: 6,5	(6)	81.43701.6097 81.43701.6346
24.331 FNL					101 986	Achslast [t] / Axle Load [t]: 7,5	(6)	81.43701.6347 81.43701.6348
24.361 FNL					101 383 ∞			81.43701.6178
					101 382 ≡			81.43701.6177

Achtung: Unsere Artikel sind nur als Ersatz für die angegebenen OE-Nummern gültig. In der Spalte "Ref." ist lediglich ein Teil der OE-Nummern aufgeführt. Die vollständige Auflistung aller Vergleichsnummern finden Sie im Anhang.
 Attention: The articles are only valid as replacement for the listed OE-numbers. In the column "Ref." only a selection of OE-No. is given. The complete listing you can see in the appendix. (151)

		Baumuster Model						Ref.
--	---	--------------------	---	---	---	---	---	------









































MAN

24 ...										
24.332 UNL 24.362 UNL		405			112 869			81.43701.6442 81.43701.6491		
							112 854 			81.43701.6568 81.43701.6605
							112 853 			81.43701.6564 81.43701.6584 81.43701.6620
						112 853 			81.43701.6564 81.43701.6584 81.43701.6620	
24.332 UNLL 24.362 UNLL		406			112 859 			81.43701.6597 81.43701.6612		
							112 854 			81.43701.6568 81.43701.6605
							112 853 			81.43701.6564 81.43701.6584 81.43701.6620
25 ...										
25.220 FNL 25.240 FNL		522			101 986	->06.1985		81.43701.6347 81.43701.6348		
						112 869	07.1985->		81.43701.6442 81.43701.6491	
							106 285	->08.1987		81.43701.6359 81.43701.6419
							101 383 	->08.1987		81.43701.6178
25.291 FNL 25.331 FNL 25.361 FNL		506			101 985 	Achslast [t] / Axle Load [t]: 6,5	(6)	81.43701.6097 81.43701.6346		
					101 986 	Achslast [t] / Axle Load [t]: 7,5	(6)	81.43701.6347 81.43701.6348		
							101 383 			81.43701.6178
							101 382 			81.43701.6177
25.332 UNL 25.362 UNL		405			112 869			81.43701.6442 81.43701.6491		
							112 854 			81.43701.6568 81.43701.6605
							112 853 			81.43701.6564 81.43701.6584 81.43701.6620
						112 853 			81.43701.6564 81.43701.6584 81.43701.6620	
25.332 UNLL 25.362 UNLL		406			112 859 			81.43701.6597 81.43701.6612		
							112 854 			81.43701.6568 81.43701.6605
							112 853 			81.43701.6564 81.43701.6584 81.43701.6620
26 ...										
26.220 FNL 26.240 FNL		522			101 986	->06.1985		81.43701.6347 81.43701.6348		
						112 869	07.1985->		81.43701.6442 81.43701.6491	
							106 285	->08.1987		81.43701.6359 81.43701.6419
							101 383 	->08.1987		81.43701.6178
26.240 DF 26.320 DF		275			101 551 			81.43701.6112 81.43701.6535		
26.240 DFA 26.320 DFA		247			101 551 			81.43701.6112 81.43701.6535		

Achtung: Unsere Artikel sind nur als Ersatz für die angegebenen OE-Nummern gültig. In der Spalte "Ref." ist lediglich ein Teil der OE-Nummern aufgeführt. Die vollständige Auflistung aller Vergleichsnummern finden Sie im Anhang.
 Attention: The articles are only valid as replacement for the listed OE-numbers. In the column "Ref." only a selection of OE-No. is given. The complete listing you can see in the appendix. (151)

		Baumuster Model						Ref.
--	--	--------------------	---	---	---	--	---	------



































MAN

26 ...								
26.240 DH		276			106 296			81.43701.6211 81.43701.6503
					106 298 HD●			81.43701.6255 81.43701.6279 81.43701.6280 81.43701.6426
26.240 DHA		277			106 296			81.43701.6211 81.43701.6503
					106 298 HD●			81.43701.6255 81.43701.6279 81.43701.6280 81.43701.6426
26.240 H 26.256 DH 26.320 DH					106 296			81.43701.6211 81.43701.6503
26.256 DF		274			101 551 ▲			81.43701.6112 81.43701.6535
26.258 DF 26.320 DFU					101 551 ▲			81.43701.6112 81.43701.6535
26.281 DF 26.291 DF 26.321 DF 26.331 DF 26.361 DF		509			101 986	->01.1985		81.43701.6347 81.43701.6348
					112 869	02.1985->		81.43701.6442 81.43701.6491
					101 986			81.43701.6347 81.43701.6348
					101 986			81.43701.6347 81.43701.6348
26.281 DFA 26.321 DFA 26.281 DFK 26.321 DFK 26.361 DFK		510			101 986			81.43701.6347 81.43701.6348
					101 985 ▲	->02.1985		81.43701.6097 81.43701.6346
					112 869 	03.1985->		81.43701.6442 81.43701.6491
26.291 6x4 DFL 26.331 6x4 DFL 26.361 6x4 DFL		516			101 383 ≡	03.1985->		81.43701.6178
					101 985 ▲	Achslast [t] / Axle Load [t]: 6,5	(6)	81.43701.6097 81.43701.6346
					101 986 	Achslast [t] / Axle Load [t]: 7,5	(6)	81.43701.6347 81.43701.6348
26.291 FNL 26.331 FNL 26.361 FNL		506			101 383 ∞			81.43701.6178
					101 382 ≡			81.43701.6177
26.332 UNL 26.362 UNL		405			112 869			81.43701.6442 81.43701.6491
					112 854 ∞			81.43701.6568 81.43701.6605
					112 853 ≡			81.43701.6564 81.43701.6584 81.43701.6620
					112 853 ∞≡			81.43701.6564 81.43701.6584 81.43701.6620
30 ...								
30.240 DF 30.240 DH,DHR 30.256 DH 30.280 DH 30.320 DH					106 296			81.43701.6211 81.43701.6503
					101 551 ▲			81.43701.6112 81.43701.6535
					101 551 ▲			81.43701.6112 81.43701.6535
					101 551 ▲			81.43701.6112 81.43701.6535

Achtung: Unsere Artikel sind nur als Ersatz für die angegebenen OE-Nummern gültig. In der Spalte "Ref." ist lediglich ein Teil der OE-Nummern aufgeführt. Die vollständige Auflistung aller Vergleichsnummern finden Sie im Anhang.
 Attention: The articles are only valid as replacement for the listed OE-numbers. In the column "Ref." only a selection of OE-No. is given. The complete listing you can see in the appendix. (151)

		Baumuster Model						Ref.
--	--	--------------------	---	---	---	--	---	------




MAN





30 ...								
30.281 VF 30.321 VF		512			106 298			81.43701.6255 81.43701.6279 81.43701.6280 81.43701.6426
30.291 VFA 30.331 VFA 30.361 VFA		513			101 985 ▲●● 101 985 ▲●●			81.43701.6097 81.43701.6346 81.43701.6097 81.43701.6346
32 ...								
32.240 DF		275			101 551 ▲			81.43701.6112 81.43701.6535
32.240 DFH					106 296			81.43701.6211 81.43701.6503
32.240 DH,DHR		276			106 296			81.43701.6211 81.43701.6503
					106 298 HD●			81.43701.6255 81.43701.6279 81.43701.6280 81.43701.6426
32.240 DHA		277			106 296			81.43701.6211 81.43701.6503
					106 298 HD●			81.43701.6255 81.43701.6279 81.43701.6280 81.43701.6426
32.262 DF 32.292 DF 32.332 DF 32.362 DF 32.462 DF					112 869			81.43701.6442 81.43701.6491
32.281 DF 32.291 DF 32.321 DF 32.331 DF 32.361 DF		509			101 986	->01.1985		81.43701.6347 81.43701.6348
					112 869	02.1985->		81.43701.6442 81.43701.6491
32.281 DFA 32.321 DFA		510			101 986			81.43701.6347 81.43701.6348
32.281 DFK 32.321 DFK		509			101 986			81.43701.6347 81.43701.6348
32.320 DF,DFA					101 551 ▲			81.43701.6112 81.43701.6535
33 ...								
33.262 DF 33.292 DF 33.332 DF 33.362 DF 33.462 DF					112 869			81.43701.6442 81.43701.6491
33.280 8x4		447			106 298 (x4)			81.43701.6255 81.43701.6279 81.43701.6280 81.43701.6426
33.281 DF 33.291 DF 33.321 DF 33.331 DF 33.361 DF		509			101 986	->01.1985		81.43701.6347 81.43701.6348
					112 869	02.1985->		81.43701.6442 81.43701.6491
33.291 VFA 33.331 VFA 33.361 VFA		513			101 985 ▲●● 101 985 ▲●●			81.43701.6097 81.43701.6346 81.43701.6097 81.43701.6346



Achtung: Unsere Artikel sind nur als Ersatz für die angegebenen OE-Nummern gültig. In der Spalte "Ref." ist lediglich ein Teil der OE-Nummern aufgeführt. Die vollständige Auflistung aller Vergleichsnummern finden Sie im Anhang.
 Attention: The articles are only valid as replacement for the listed OE-numbers. In the column "Ref." only a selection of OE-No. is given. The complete listing you can see in the appendix. (151)



		Baumuster Model						Ref.
--	--	--------------------	---	---	---	--	---	------










MAN







34 ...								
34.281 DF		509			101 986	->01.1985		81.43701.6347
34.291 DF								81.43701.6348
34.321 DF					112 869	02.1985->		81.43701.6442
34.331 DF								81.43701.6491
34.361 DF								

36 ...								
36.291 VFA		NL 513			106 298 			81.43701.6255
36.331 VFA								81.43701.6279
36.361 VFA								81.43701.6280
								81.43701.6426
					106 298 			81.43701.6255
								81.43701.6279
								81.43701.6280
								81.43701.6426



38 ...								
38.262 DF					112 869			81.43701.6442
38.292 DF								81.43701.6491
38.332 DF								
38.362 DF								
38.462 DF								

40 ...								
40.462 DF					112 869			81.43701.6442
								81.43701.6491

41 ...								
41.291 VFA		513			101 985 			81.43701.6097
								81.43701.6346
					101 985 			81.43701.6097
								81.43701.6346
41.331 VFA		513			101 985 			81.43701.6097
41.361 VFA								81.43701.6346
41.462 DF					112 869			81.43701.6442
41.502 DF								81.43701.6491

48 ...								
48.291 VFA		513			106 298 			81.43701.6255
48.331 VFA								81.43701.6279
48.361 VFA								81.43701.6280
								81.43701.6426
					106 298 			81.43701.6255
								81.43701.6279
								81.43701.6280
								81.43701.6426
48.462 DF					112 869			81.43701.6442
								81.43701.6491

MERCEDES-BENZ





















ACTROS 1831 - 1860		04.96 -						
1831 AK	04.97 - 10.02	952.073			290 242	Achslast [t] / Axle Load [t]: 9	(6)	006 323 45 00
1835 AK	04.97 - 10.02	952.072						
1840 AK	04.97 - 10.02							
1843 AK	04.97 - 10.02							

Achtung: Unsere Artikel sind nur als Ersatz für die angegebenen OE-Nummern gültig. In der Spalte "Ref." ist lediglich ein Teil der OE-Nummern aufgeführt. Die vollständige Auflistung aller Vergleichsnummern finden Sie im Anhang.

Attention: The articles are only valid as replacement for the listed OE-numbers. In the column "Ref." only a selection of OE-No. is given. The complete listing you can see in the appendix. (151)

		Baumuster Model						Ref.
--	--	--------------------	---	---	---	--	---	------










MERCEDES-BENZ

ACTROS 1831 - 1860		04.96 -							
1831,1831 L 1835,1835 L	04.96 - 10.02 04.96 - 10.02	950.003-008			124 358			006 323 16 00	
					124 639			006 323 33 00 006 323 39 00 006 323 40 00 006 323 74 00	
					124 678			005 323 96 00 006 323 73 00 007 323 14 00 958 323 08 00 958 323 09 00	
					131 944	Achslast [t] / Axle Load [t]: 7,1	(6)	006 323 51 00 006 323 60 00 006 323 78 00 006 323 79 00 357 323 00 00 375 323 00 00	
					310 805			005 323 95 00 006 323 37 00 006 323 61 00	
	950.031-038 950.044/046					124 376 			005 326 14 00 006 326 05 00
						124 313 (x4)			005 326 10 00
						124 567 (x4)			005 326 09 00 005 326 57 00 005 326 58 00 005 326 59 00 005 326 63 00 006 326 67 00 958 326 04 00 958 326 09 00
						124 638 (x4)			005 326 60 00 005 326 64 00 005 326 66 00 006 326 24 00 006 326 68 00 958 326 06 00 958 326 07 00 A 005 326 66 00 A 006 326 24 00
950.031-038 950.044/046					131 056			006 323 51 00 375 323 00 00	
					131 944	Achslast [t] / Axle Load [t]: 7,1	(6)	006 323 51 00 006 323 60 00 006 323 78 00 006 323 79 00 357 323 00 00 375 323 00 00	
					310 807 			005 323 99 00 006 323 83 00	
						124 376 			005 326 14 00 006 326 05 00
						124 360 			005 326 12 00 006 326 56 00
						124 361 			005 326 25 00 006 326 60 00

Achtung: Unsere Artikel sind nur als Ersatz für die angegebenen OE-Nummern gültig. In der Spalte "Ref." ist lediglich ein Teil der OE-Nummern aufgeführt. Die vollständige Auflistung aller Vergleichsnummern finden Sie im Anhang.
 Attention: The articles are only valid as replacement for the listed OE-numbers. In the column "Ref." only a selection of OE-No. is given. The complete listing you can see in the appendix. (151)

		Baumuster Model						Ref.
--	--	--------------------	---	---	---	--	---	------






















































MERCEDES-BENZ

ACTROS 1831 - 1860		04.96 -							
1831 S,1831 LS 1835 S,1835 LS 1843 S,1843 LS	04.96 - 10.02	954.002/003			124 639			006 323 33 00 006 323 39 00 006 323 40 00 006 323 74 00	
					131 944	Achslast [t] / Axle Load [t]: 7,1	(6)	006 323 51 00 006 323 60 00 006 323 78 00 006 323 79 00 357 323 00 00 375 323 00 00	
					310 804 310 805			005 323 91 00 005 323 95 00 006 323 37 00 006 323 61 00	
			954.032/033/ 042/053 954.062			124 313			005 326 10 00
						131 944	Achslast [t] / Axle Load [t]: 7,1	(6)	006 323 51 00 006 323 60 00 006 323 78 00 006 323 79 00 357 323 00 00 375 323 00 00
						310 163	Achslast [t] / Axle Load [t]: 7,1	(6)	006 323 95 00
						310 807 ≡			005 323 99 00 006 323 83 00
						124 359 ≡			005 326 11 00 006 326 31 00
						131 623 ≡			005 326 74 00 006 326 01 00
						300 021 ≡			005 326 80 00 006 326 02 00
						310 162 ≡			005 326 22 00 006 326 30 00
						310 617 ≡			005 326 73 00 006 326 00 00

Achtung: Unsere Artikel sind nur als Ersatz für die angegebenen OE-Nummern gültig. In der Spalte "Ref." ist lediglich ein Teil der OE-Nummern aufgeführt. Die vollständige Auflistung aller Vergleichsnummern finden Sie im Anhang.
 Attention: The articles are only valid as replacement for the listed OE-numbers. In the column "Ref." only a selection of OE-No. is given. The complete listing you can see in the appendix. (151)

		Baumuster Model						Ref.
--	--	--------------------	---	---	---	--	---	------

































MERCEDES-BENZ

ACTROS 1831 - 1860		04.96 -						
1832, L, LL 1836, L, LL 1841, L, LL 1844, L, LL 1846, L, LL	04.03 - 04.03 -	930.003-008			124 313 		005 326 10 00	
					125 908 		005 326 33 00 958 326 05 00 958 326 08 00	
	04.03 - 04.03 -	930.003-008 930.031-038			131 534 		004 326 99 00	
					124 639 		006 323 33 00 006 323 39 00 006 323 40 00 006 323 74 00	
	04.03 - 04.03 -	930.003-008 930.031-038			125 898 		005 323 97 00 006 323 21 00 006 323 72 00 375 323 01 00 958 323 05 00	
					131 747 		006 323 65 00 006 323 71 00 958 323 06 00 958 323 07 00 958 323 10 00 958 323 12 00	
	1832 AK 1836 AK 1841 K 1844 AK 1846 AK 1848 AK, 11946 ccm 1850, 1851 AK	04.03 - 04.03 - 04.03 - 04.03 -	930.003-008 930.031-038 930.044 930.046-047 930.056-057			124 376 		005 326 14 00 006 326 05 00
						311 669 		006 326 04 00
						131 852 		005 326 62 00
						131 856 		005 326 26 00
		04.03 - 04.03 -	930.031-038			124 360 		005 326 12 00 006 326 56 00
						131 855 		005 326 24 00
		04.03 - 04.03 -	930.031-038 930.044 930.046-047 930.056-057			310 807 		005 323 99 00 006 323 83 00
						131 854 		006 323 14 00
04.03 - 04.03 -		930.044 930.046-047 930.056-057			124 361 	Rahmenhöhe niedrig / Frame height low	(92) 005 326 25 00 006 326 60 00	
					131 853 		005 326 61 00	
04.03 - 04.03 -	930.056-057			290 007 		006 323 84 00 006 323 98 00		
1832 K 1836 K 1841 L, LL 1844 K 1846 K 1850, 1851 K	04.03 - 04.03 - 04.03 - 04.03 - 04.03 -	932.073 932.072 932.083			124 639 		006 323 33 00 006 323 39 00 006 323 40 00 006 323 74 00	
					290 242 		006 323 45 00	
					311 185 		006 323 46 00	
1832 K 1836 K 1841 L, LL 1844 K 1846 K 1850, 1851 K	04.03 - 04.03 -	932.002/003			125 908 		005 326 33 00 958 326 05 00 958 326 08 00	
1832 K 1836 K 1841 L, LL 1844 K 1846 K 1850, 1851 K	04.03 - 04.03 -	932.002/003			124 639 		006 323 33 00 006 323 39 00 006 323 40 00 006 323 74 00	
					125 898 		005 323 97 00 006 323 21 00 006 323 72 00 375 323 01 00 958 323 05 00	
1832 K 1836 K 1841 L, LL 1844 K 1846 K 1850, 1851 K	04.03 - 04.03 -	932.002/003			125 908 		005 326 33 00 958 326 05 00 958 326 08 00	

Achtung: Unsere Artikel sind nur als Ersatz für die angegebenen OE-Nummern gültig. In der Spalte "Ref." ist lediglich ein Teil der OE-Nummern aufgeführt. Die vollständige Auflistung aller Vergleichsnummern finden Sie im Anhang.
Attention: The articles are only valid as replacement for the listed OE-numbers. In the column "Ref." only a selection of OE-No. is given. The complete listing you can see in the appendix. (151)

		Baumuster Model						Ref.
--	--	--------------------	---	---	---	--	---	------































MERCEDES-BENZ

ACTROS 1831 - 1860		04.96 -							
1832 LS, LLS 1844 LS, LLS	04.03 - 04.03 -	934.031-033			124 639 		006 323 33 00 006 323 39 00 006 323 40 00 006 323 74 00		
					125 898 		005 323 97 00 006 323 21 00 006 323 72 00 375 323 01 00 958 323 05 00		
					131 622 		006 323 54 00		
					131 747 		006 323 65 00 006 323 71 00 958 323 06 00 958 323 07 00 958 323 10 00 958 323 12 00		
						131 853  	Fahrgestellhöhe: tief (L) / height of chassis: low (L)	(27)	005 326 61 00
				934.031-033 934.042			131 944 		006 323 51 00 006 323 60 00 006 323 78 00 006 323 79 00 357 323 00 00 375 323 00 00
				934.031-033 934.042 934.053			311 644 		005 326 88 00 006 326 03 00 006 326 12 00
				934.032/033			310 163 		006 323 95 00
				934.042 934.053			310 769 		006 323 34 00 006 323 82 00 006 323 97 00
							131 854  		006 323 14 00
		934.053 934.062			290 007 		006 323 84 00 006 323 98 00		
		934.062			311 668  		005 326 69 00 005 326 98 00 006 326 10 00		

Achtung: Unsere Artikel sind nur als Ersatz für die angegebenen OE-Nummern gültig. In der Spalte "Ref." ist lediglich ein Teil der OE-Nummern aufgeführt. Die vollständige Auflistung aller Vergleichsnummern finden Sie im Anhang.
 Attention: The articles are only valid as replacement for the listed OE-numbers. In the column "Ref." only a selection of OE-No. is given. The complete listing you can see in the appendix. (151)

		Baumuster Model						Ref.
--	--	--------------------	---	---	---	--	---	------














MERCEDES-BENZ

ACTROS 1831 - 1860		04.96 -						
1836 LS, LLS 1846 LS, LLS	04.03 - 04.03 -	932.031-033			124 639 			006 323 33 00 006 323 39 00 006 323 40 00 006 323 74 00
					125 898 			005 323 97 00 006 323 21 00 006 323 72 00 375 323 01 00 958 323 05 00
	934.031-033			131 622 			006 323 54 00	
				131 747 			006 323 65 00 006 323 71 00 958 323 06 00 958 323 07 00 958 323 10 00 958 323 12 00	
				131 853 	Fahrgestellhöhe: tief (L) / height of chassis: low (L)	(27)	005 326 61 00	
	934.031-033 934.042			131 944 			006 323 51 00 006 323 60 00 006 323 78 00 006 323 79 00 357 323 00 00 375 323 00 00	
	934.031-033 934.042 934.053			311 644 			005 326 88 00 006 326 03 00 006 326 12 00	
	934.032/033			310 163 			006 323 95 00	
	934.042 934.053			310 769 			006 323 34 00 006 323 82 00 006 323 97 00	
				131 854 			006 323 14 00	
	934.053 934.062			290 007 			006 323 84 00 006 323 98 00	
	934.062			311 668 			005 326 69 00 005 326 98 00 006 326 10 00	

Achtung: Unsere Artikel sind nur als Ersatz für die angegebenen OE-Nummern gültig. In der Spalte "Ref." ist lediglich ein Teil der OE-Nummern aufgeführt. Die vollständige Auflistung aller Vergleichsnummern finden Sie im Anhang.
Attention: The articles are only valid as replacement for the listed OE-numbers. In the column "Ref." only a selection of OE-No. is given. The complete listing you can see in the appendix. (151)

		Baumuster Model						Ref.
--	--	--------------------	---	---	---	--	---	------






































MERCEDES-BENZ

ACTROS 1831 - 1860		04.96 -								
1840,1840 L	04.96 - 10.02	950.004 950.006/007			124 358			006 323 16 00		
					124 639			006 323 33 00 006 323 39 00 006 323 40 00 006 323 74 00		
					124 678			005 323 96 00 006 323 73 00 007 323 14 00 958 323 08 00 958 323 09 00		
					131 944	Achslast [t] / Axle Load [t]: 7,1	(6)	006 323 51 00 006 323 60 00 006 323 78 00 006 323 79 00 357 323 00 00 375 323 00 00		
					310 805			005 323 95 00 006 323 37 00 006 323 61 00		
							124 376 			005 326 14 00 006 326 05 00
							124 313 (x4)			005 326 10 00
		124 567 (x4)					005 326 09 00 005 326 57 00 005 326 58 00 005 326 59 00 005 326 63 00 006 326 67 00 958 326 04 00 958 326 09 00			
		124 638 (x4)					005 326 60 00 005 326 64 00 005 326 66 00 006 326 24 00 006 326 68 00 958 326 06 00 958 326 07 00 A 005 326 66 00 A 006 326 24 00			
		950.031-037 950.044 950.046				131 056			006 323 51 00 375 323 00 00	
						131 944	Achslast [t] / Axle Load [t]: 7,1	(6)	006 323 51 00 006 323 60 00 006 323 78 00 006 323 79 00 357 323 00 00 375 323 00 00	
						310 807 			005 323 99 00 006 323 83 00	
						124 376 			005 326 14 00 006 326 05 00	
						124 360 			005 326 12 00 006 326 56 00	
				124 361 			005 326 25 00 006 326 60 00			

Achtung: Unsere Artikel sind nur als Ersatz für die angegebenen OE-Nummern gültig. In der Spalte "Ref." ist lediglich ein Teil der OE-Nummern aufgeführt. Die vollständige Auflistung aller Vergleichsnummern finden Sie im Anhang.
 Attention: The articles are only valid as replacement for the listed OE-numbers. In the column "Ref." only a selection of OE-No. is given. The complete listing you can see in the appendix. (151)

		Baumuster Model						Ref.
--	---	--------------------	---	---	---	---	---	------
















MERCEDES-BENZ

ACTROS 1831 - 1860		04.96 -									
1840 S,1840 LS	04.96 - 10.02	954.002/003			131 944	Achslast [t] / Axle Load [t]: 7,1	(6)	006 323 51 00 006 323 60 00 006 323 78 00 006 323 79 00 357 323 00 00 375 323 00 00			
					954.032/033/ 042/053 /062			131 944	Achslast [t] / Axle Load [t]: 7,1	(6)	006 323 51 00 006 323 60 00 006 323 78 00 006 323 79 00 357 323 00 00 375 323 00 00
					310 163			Achslast [t] / Axle Load [t]: 7,1	(6)	006 323 95 00	
				131 623					005 326 74 00 006 326 01 00		
				300 021					005 326 80 00 006 326 02 00		
				310 162					005 326 22 00 006 326 30 00		
				310 617 					005 326 73 00 006 326 00 00		
		1841 LS, LLS	04.03 -	934.031-033			124 639 			006 323 33 00 006 323 39 00 006 323 40 00 006 323 74 00	
							125 898 				005 323 97 00 006 323 21 00 006 323 72 00 375 323 01 00 958 323 05 00
							131 622 				006 323 54 00
131 747 									006 323 65 00 006 323 71 00 958 323 06 00 958 323 07 00 958 323 10 00 958 323 12 00		
131 944 									006 323 51 00 006 323 60 00 006 323 78 00 006 323 79 00 357 323 00 00 375 323 00 00		
							131 853 		Fahrgestellhöhe: tief (L) / height of chassis: low (L)	(27)	005 326 61 00
934.031-033 934.053								311 644 			005 326 88 00 006 326 03 00 006 326 12 00
934.032/033								310 163 			006 323 95 00
934.053								310 769 			006 323 34 00 006 323 82 00 006 323 97 00
									131 854 		
934.053 934.062					290 007 			006 323 84 00 006 323 98 00			
934.062					311 668 			005 326 69 00 005 326 98 00 006 326 10 00			

Achtung: Unsere Artikel sind nur als Ersatz für die angegebenen OE-Nummern gültig. In der Spalte "Ref." ist lediglich ein Teil der OE-Nummern aufgeführt. Die vollständige Auflistung aller Vergleichsnummern finden Sie im Anhang.
 Attention: The articles are only valid as replacement for the listed OE-numbers. In the column "Ref." only a selection of OE-No. is given. The complete listing you can see in the appendix. (151)

		Baumuster Model						Ref.
--	--	--------------------	---	---	---	--	---	------

















MERCEDES-BENZ

ACTROS 1831 - 1860		04.96 -						
1843,1843 L	04.96 - 10.02	950.004 950.006			124 358			006 323 16 00
					124 639			006 323 33 00 006 323 39 00 006 323 40 00 006 323 74 00
		124 678					005 323 96 00 006 323 73 00 007 323 14 00 958 323 08 00 958 323 09 00	
		131 944			Achslast [t] / Axle Load [t]: 7,1	(6)	006 323 51 00 006 323 60 00 006 323 78 00 006 323 79 00 357 323 00 00 375 323 00 00	
		310 805					005 323 95 00 006 323 37 00 006 323 61 00	
	950.032/034-036			124 376 			005 326 14 00 006 326 05 00	
				124 313 (x4)			005 326 10 00	
				124 567 (x4)			005 326 09 00 005 326 57 00 005 326 58 00 005 326 59 00 005 326 63 00 006 326 67 00 958 326 04 00 958 326 09 00	
				124 638 (x4)			005 326 60 00 005 326 64 00 005 326 66 00 006 326 24 00 006 326 68 00 958 326 06 00 958 326 07 00 A 005 326 66 00 A 006 326 24 00	
				131 944	Achslast [t] / Axle Load [t]: 7,1	(6)	006 323 51 00 006 323 60 00 006 323 78 00 006 323 79 00 357 323 00 00 375 323 00 00	
950.032-036			131 056			006 323 51 00 375 323 00 00		
950.034 950.036			310 807 			005 323 99 00 006 323 83 00		
			124 376 			005 326 14 00 006 326 05 00		
			124 360 			005 326 12 00 006 326 56 00		
			124 361 			005 326 25 00 006 326 60 00		

Achtung: Unsere Artikel sind nur als Ersatz für die angegebenen OE-Nummern gültig. In der Spalte "Ref." ist lediglich ein Teil der OE-Nummern aufgeführt. Die vollständige Auflistung aller Vergleichsnummern finden Sie im Anhang.
 Attention: The articles are only valid as replacement for the listed OE-numbers. In the column "Ref." only a selection of OE-No. is given. The complete listing you can see in the appendix. (151)

		Baumuster Model						Ref.
--	--	--------------------	---	---	---	--	---	------





























MERCEDES-BENZ

ACTROS 1831 - 1860		04.96 -								
1848,1848 L 1853,1853 L	04.96 - 10.02	950.004			124 358			006 323 16 00		
		950.006			124 639			006 323 33 00 006 323 39 00 006 323 40 00 006 323 74 00		
		124 678					005 323 96 00 006 323 73 00 007 323 14 00 958 323 08 00 958 323 09 00			
		131 944			Achslast [t] / Axle Load [t]: 7,1	(6)	006 323 51 00 006 323 60 00 006 323 78 00 006 323 79 00 357 323 00 00 375 323 00 00			
		310 805					005 323 95 00 006 323 37 00 006 323 61 00			
						124 376 			005 326 14 00 006 326 05 00	
	124 313 (x4)							005 326 10 00		
	124 567 (x4)							005 326 09 00 005 326 57 00 005 326 58 00 005 326 59 00 005 326 63 00 006 326 67 00 958 326 04 00 958 326 09 00		
	124 638 (x4)							005 326 60 00 005 326 64 00 005 326 66 00 006 326 24 00 006 326 68 00 958 326 06 00 958 326 07 00 A 005 326 66 00 A 006 326 24 00		
		950.032					131 944	Achslast [t] / Axle Load [t]: 7,1	(6)	006 323 51 00 006 323 60 00 006 323 78 00 006 323 79 00 357 323 00 00 375 323 00 00
		950.034 950.036					131 056			006 323 51 00 375 323 00 00
							131 944	Achslast [t] / Axle Load [t]: 7,1	(6)	006 323 51 00 006 323 60 00 006 323 78 00 006 323 79 00 357 323 00 00 375 323 00 00
				310 807 			005 323 99 00 006 323 83 00			
				124 376 			005 326 14 00 006 326 05 00			
				124 360 			005 326 12 00 006 326 56 00			
				124 361 			005 326 25 00 006 326 60 00			

Achtung: Unsere Artikel sind nur als Ersatz für die angegebenen OE-Nummern gültig. In der Spalte "Ref." ist lediglich ein Teil der OE-Nummern aufgeführt. Die vollständige Auflistung aller Vergleichsnummern finden Sie im Anhang.
 Attention: The articles are only valid as replacement for the listed OE-numbers. In the column "Ref." only a selection of OE-No. is given. The complete listing you can see in the appendix. (151)

		Baumuster Model						Ref.
--	--	--------------------	---	---	---	--	---	------








































MERCEDES-BENZ

ACTROS 1831 - 1860		04.96 -						
1848, L, LL, 11946 ccm	04.03 -	930.003-008			124 313 		005 326 10 00	
					125 908 		005 326 33 00 958 326 05 00 958 326 08 00	
					131 534 		004 326 99 00	
		930.003-008 930.031-038			124 639 		006 323 33 00 006 323 39 00 006 323 40 00 006 323 74 00	
					125 898 		005 323 97 00 006 323 21 00 006 323 72 00 375 323 01 00 958 323 05 00	
					131 747 		006 323 65 00 006 323 71 00 958 323 06 00 958 323 07 00 958 323 10 00 958 323 12 00	
		930.003-008 930.031-038 930.044 930.046-047			124 376 		005 326 14 00 006 326 05 00	
					311 669 		006 326 04 00	
					131 852 		005 326 62 00	
		930.031-038			131 856 		005 326 26 00	
					124 360 		005 326 12 00 006 326 56 00	
		930.031-038 930.044 930.046-047			131 855 		005 326 24 00	
					310 807 		005 323 99 00 006 323 83 00	
		930.044 930.046-047			131 854 		006 323 14 00	
124 361 	Rahmenhöhe niedrig / Frame height low				(92) 005 326 25 00 006 326 60 00			
			131 853 		005 326 61 00			

Achtung: Unsere Artikel sind nur als Ersatz für die angegebenen OE-Nummern gültig. In der Spalte "Ref." ist lediglich ein Teil der OE-Nummern aufgeführt. Die vollständige Auflistung aller Vergleichsnummern finden Sie im Anhang.
 Attention: The articles are only valid as replacement for the listed OE-numbers. In the column "Ref." only a selection of OE-No. is given. The complete listing you can see in the appendix. (151)

		Baumuster Model						Ref.
--	--	--------------------	---	---	---	--	---	------





MERCEDES-BENZ

ACTROS 1831 - 1860		04.96 -						
1848, L, LL, 15928 ccm 1850, 1851, L, LL 1854, L	04.03 - 04.03 - 04.03 -	930.004			124 313 		005 326 10 00	
					125 908 		005 326 33 00 958 326 05 00 958 326 08 00	
	930.004 930.032 930.034 930.036				131 534 		004 326 99 00	
					124 639 		006 323 33 00 006 323 39 00 006 323 40 00 006 323 74 00	
					125 898 		005 323 97 00 006 323 21 00 006 323 72 00 375 323 01 00 958 323 05 00	
					131 747 		006 323 65 00 006 323 71 00 958 323 06 00 958 323 07 00 958 323 10 00 958 323 12 00	
		930.032 930.034 930.036			124 376 		005 326 14 00 006 326 05 00	
					311 669 		006 326 04 00	
					131 852 		005 326 62 00	
					131 856 		005 326 26 00	
					310 807 		005 323 99 00 006 323 83 00	
					131 854 		006 323 14 00	
			124 360 		005 326 12 00 006 326 56 00			
			131 855 		005 326 24 00			
1848 AK, 15928 ccm	04.97 - 10.02	952.073			124 639 		006 323 33 00 006 323 39 00 006 323 40 00 006 323 74 00	
					290 242	Achslast [t] / Axle Load [t]: 9	(6)	006 323 45 00
					124 313 		005 326 10 00	
1848 K	04.03 -	932.002/003			125 908 		005 326 33 00 958 326 05 00 958 326 08 00	
					124 639 		006 323 33 00 006 323 39 00 006 323 40 00 006 323 74 00	
					125 898 		005 323 97 00 006 323 21 00 006 323 72 00 375 323 01 00 958 323 05 00	
					125 908 		005 326 33 00 958 326 05 00 958 326 08 00	
		934.031-033 934.042			131 944 		006 323 51 00 006 323 60 00 006 323 78 00 006 323 79 00 357 323 00 00 375 323 00 00	

Achtung: Unsere Artikel sind nur als Ersatz für die angegebenen OE-Nummern gültig. In der Spalte "Ref." ist lediglich ein Teil der OE-Nummern aufgeführt. Die vollständige Auflistung aller Vergleichsnummern finden Sie im Anhang.
Attention: The articles are only valid as replacement for the listed OE-numbers. In the column "Ref." only a selection of OE-No. is given. The complete listing you can see in the appendix. (151)

		Baumuster Model						Ref.
--	--	--------------------	---	---	---	--	---	------












































MERCEDES-BENZ

ACTROS 1831 - 1860		04.96 -						
1848 S,1848 LS 1853 S,1853 LS	04.96 - 10.02 04.96 - 10.02	954.002/003			124 639			006 323 33 00 006 323 39 00 006 323 40 00 006 323 74 00
					131 944	Achslast [t] / Axle Load [t]: 7,1	(6)	006 323 51 00 006 323 60 00 006 323 78 00 006 323 79 00 357 323 00 00 375 323 00 00
					310 804			005 323 91 00
					310 805			005 323 95 00 006 323 37 00 006 323 61 00
					124 313			005 326 10 00
					954.032/033			131 944
	310 163	Achslast [t] / Axle Load [t]: 7,1	(6)	006 323 95 00				
	310 807	≡		005 323 99 00 006 323 83 00				
	124 359	≡		005 326 11 00 006 326 31 00				
	131 623	≡		005 326 74 00 006 326 01 00				
	310 162	≡		005 326 22 00 006 326 30 00				
	310 617	≡		005 326 73 00 006 326 00 00				

Achtung: Unsere Artikel sind nur als Ersatz für die angegebenen OE-Nummern gültig. In der Spalte "Ref." ist lediglich ein Teil der OE-Nummern aufgeführt. Die vollständige Auflistung aller Vergleichsnummern finden Sie im Anhang.
 Attention: The articles are only valid as replacement for the listed OE-numbers. In the column "Ref." only a selection of OE-No. is given. The complete listing you can see in the appendix. (151)

		Baumuster Model						Ref.
--	---	--------------------	---	---	---	---	---	------











































MERCEDES-BENZ

ACTROS 1831 - 1860		04.96 -						
1848, LS, LLS	04.03 -	934.032/033			124 639 			006 323 33 00 006 323 39 00 006 323 40 00 006 323 74 00
					125 898 			005 323 97 00 006 323 21 00 006 323 72 00 375 323 01 00 958 323 05 00
					131 622 			006 323 54 00
					131 747 			006 323 65 00 006 323 71 00 958 323 06 00 958 323 07 00 958 323 10 00 958 323 12 00
					310 163 			006 323 95 00
				131 853 		Fahrgestellhöhe: tief (L) / height of chassis: low (L)	(27)	005 326 61 00
		934.032/033 934.042			131 944 			006 323 51 00 006 323 60 00 006 323 78 00 006 323 79 00 357 323 00 00 375 323 00 00
		934.032/033 934.042 934.053			311 644 			005 326 88 00 006 326 03 00 006 326 12 00
		934.042 934.053			310 769 			006 323 34 00 006 323 82 00 006 323 97 00
						131 854 		
934.053			290 007 			006 323 84 00 006 323 98 00		
1850, 1851 LS, LLS 1854 LS	04.03 - 04.03 -	934.032/033			311 644 		005 326 88 00 006 326 03 00 006 326 12 00	
		934.033 934.032			124 639 			006 323 33 00 006 323 39 00 006 323 40 00 006 323 74 00
					125 898 			005 323 97 00 006 323 21 00 006 323 72 00 375 323 01 00 958 323 05 00
					131 622 			006 323 54 00
					131 747 			006 323 65 00 006 323 71 00 958 323 06 00 958 323 07 00 958 323 10 00 958 323 12 00
					131 944 			006 323 51 00 006 323 60 00 006 323 78 00 006 323 79 00 357 323 00 00 375 323 00 00
					310 163 			006 323 95 00
					131 853 		Fahrgestellhöhe: tief (L) / height of chassis: low (L)	(27) 005 326 61 00

Achtung: Unsere Artikel sind nur als Ersatz für die angegebenen OE-Nummern gültig. In der Spalte "Ref." ist lediglich ein Teil der OE-Nummern aufgeführt. Die vollständige Auflistung aller Vergleichsnummern finden Sie im Anhang.
 Attention: The articles are only valid as replacement for the listed OE-numbers. In the column "Ref." only a selection of OE-No. is given. The complete listing you can see in the appendix. (151)

		Baumuster Model						Ref.
--	--	--------------------	---	---	---	--	---	------















MERCEDES-BENZ

ACTROS 1831 - 1860		04.96 -							
1857 L	04.97 - 10.02	950.034			131 056			006 323 51 00 375 323 00 00	
					131 944	Achslast [t] / Axle Load [t]: 7,1	(6)	006 323 51 00 006 323 60 00 006 323 78 00 006 323 79 00 357 323 00 00 375 323 00 00	
					310 807			005 323 99 00 006 323 83 00	
					124 376			005 326 14 00 006 326 05 00	
					124 360			005 326 12 00 006 326 56 00	
					124 361			005 326 25 00 006 326 60 00	
			1857 LS	04.97 - 10.02	954.032/033			131 944	Achslast [t] / Axle Load [t]: 7,1
310 163	Achslast [t] / Axle Load [t]: 7,1	(6)						006 323 95 00	
		310 807						005 323 99 00 006 323 83 00	
		124 359						005 326 11 00 006 326 31 00	
		131 623						005 326 74 00 006 326 01 00	
		310 162						005 326 22 00 006 326 30 00	
		310 617						005 326 73 00 006 326 00 00	
1858, L	04.03 -	930.034			310 807			005 323 99 00 006 323 83 00	
					124 639			006 323 33 00 006 323 39 00 006 323 40 00 006 323 74 00	
					125 898			005 323 97 00 006 323 21 00 006 323 72 00 375 323 01 00 958 323 05 00	
					131 747			006 323 65 00 006 323 71 00 958 323 06 00 958 323 07 00 958 323 10 00 958 323 12 00	
					131 854				006 323 14 00
					124 376			005 326 14 00 006 326 05 00	
					311 669			006 326 04 00	
					124 360			005 326 12 00 006 326 56 00	
					131 852			005 326 62 00	
					131 856				005 326 26 00
					131 855				005 326 24 00

Achtung: Unsere Artikel sind nur als Ersatz für die angegebenen OE-Nummern gültig. In der Spalte "Ref." ist lediglich ein Teil der OE-Nummern aufgeführt. Die vollständige Auflistung aller Vergleichsnummern finden Sie im Anhang.
 Attention: The articles are only valid as replacement for the listed OE-numbers. In the column "Ref." only a selection of OE-No. is given. The complete listing you can see in the appendix. (151)

		Baumuster Model						Ref.
--	--	--------------------	---	---	---	--	---	------








































MERCEDES-BENZ

ACTROS 1831 - 1860		04.96 -						
1858 LS	10.02 -	934.032			124 639 			006 323 33 00 006 323 39 00 006 323 40 00 006 323 74 00
					125 898 			005 323 97 00 006 323 21 00 006 323 72 00 375 323 01 00 958 323 05 00
					131 622 			006 323 54 00
					131 747 			006 323 65 00 006 323 71 00 958 323 06 00 958 323 07 00 958 323 10 00 958 323 12 00
					131 944 			006 323 51 00 006 323 60 00 006 323 78 00 006 323 79 00 357 323 00 00 375 323 00 00
					310 163 			006 323 95 00
					311 644 			005 326 88 00 006 326 03 00 006 326 12 00
					131 853 		Fahrgestellhöhe: tief (L) / height of chassis: low (L)	(27) 005 326 61 00
ACTROS 2031 - 2055		04.96 -						
2031 2040	04.97 - 10.02 09.96 - 10.02	950.016 950.013/014			124 639			006 323 33 00 006 323 39 00 006 323 40 00 006 323 74 00
					124 678			005 323 96 00 006 323 73 00 007 323 14 00 958 323 08 00 958 323 09 00
					125 898			005 323 97 00 006 323 21 00 006 323 72 00 375 323 01 00 958 323 05 00
					131 944	Achslast [t] / Axle Load [t]: 7,1	(6)	006 323 51 00 006 323 60 00 006 323 78 00 006 323 79 00 357 323 00 00 375 323 00 00
					290 242	Achslast [t] / Axle Load [t]: 9	(6)	006 323 45 00
					310 805			005 323 95 00 006 323 37 00 006 323 61 00
					124 313			005 326 10 00
					125 908			005 326 33 00 958 326 05 00 958 326 08 00
					290 242	Achslast [t] / Axle Load [t]: 9	(6)	006 323 45 00
					2031 A 2031 AK 2031 K 2040 AK	04.97 - 10.02 09.96 - 10.02 04.97 - 10.02 09.96 - 10.02	950.083 952.013 952.083	

Achtung: Unsere Artikel sind nur als Ersatz für die angegebenen OE-Nummern gültig. In der Spalte "Ref." ist lediglich ein Teil der OE-Nummern aufgeführt. Die vollständige Auflistung aller Vergleichsnummern finden Sie im Anhang.
 Attention: The articles are only valid as replacement for the listed OE-numbers. In the column "Ref." only a selection of OE-No. is given. The complete listing you can see in the appendix. (151)







































		Baumuster Model						Ref.
--	--	--------------------	---	---	---	--	---	------

MERCEDES-BENZ

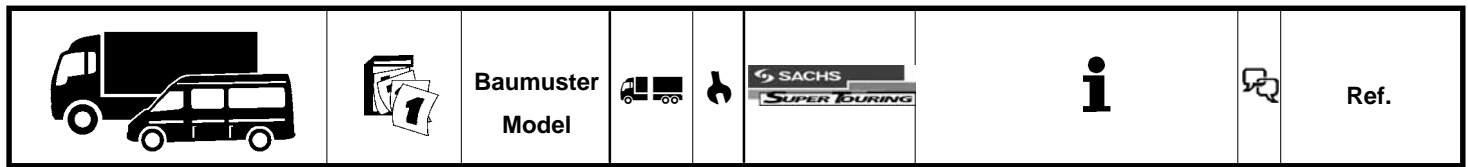
ACTROS 2031 - 2055		04.96 -								
2031 AS 2040 AS	04.96 - 10.02	954.082			124 639			006 323 33 00 006 323 39 00 006 323 40 00 006 323 74 00		
	290 242				Achslast [t] / Axle Load [t]: 9	(6)	006 323 45 00			
	310 804						005 323 91 00			
	310 805						005 323 95 00 006 323 37 00 006 323 61 00			
						124 313			005 326 10 00	
2031 S 2040 S	04.96 - 10.02	954.012			124 639			006 323 33 00 006 323 39 00 006 323 40 00 006 323 74 00		
	131 944				Achslast [t] / Axle Load [t]: 7,1	(6)	006 323 51 00 006 323 60 00 006 323 78 00 006 323 79 00 357 323 00 00 375 323 00 00			
	290 242				Achslast [t] / Axle Load [t]: 9	(6)	006 323 45 00			
	310 804						005 323 91 00			
	310 805						005 323 95 00 006 323 37 00 006 323 61 00			
		124 313			005 326 10 00					
2032 2036	04.03 - 04.03 -	930.013-014 930.016			124 639			006 323 33 00 006 323 39 00 006 323 40 00 006 323 74 00		
					124 678			005 323 96 00 006 323 73 00 007 323 14 00 958 323 08 00 958 323 09 00		
					125 898			005 323 97 00 006 323 21 00 006 323 72 00 375 323 01 00 958 323 05 00		
					131 622			006 323 54 00		
					290 242			006 323 45 00		
					310 805		2.VA / 2nd FA	(2) 005 323 95 00 006 323 37 00 006 323 61 00		
							124 376			005 326 14 00 006 326 05 00
							311 669			006 326 04 00
							124 313			005 326 10 00
							125 908			005 326 33 00 958 326 05 00 958 326 08 00
							311 191			005 326 34 00
							131 852			005 326 62 00
							131 856			005 326 26 00

Achtung: Unsere Artikel sind nur als Ersatz für die angegebenen OE-Nummern gültig. In der Spalte "Ref." ist lediglich ein Teil der OE-Nummern aufgeführt. Die vollständige Auflistung aller Vergleichsnummern finden Sie im Anhang.
 Attention: The articles are only valid as replacement for the listed OE-numbers. In the column "Ref." only a selection of OE-No. is given. The complete listing you can see in the appendix. (151)

MERCEDES-BENZ

ACTROS 2031 - 2055		04.96 -									
2032 A, AE 2036 A, AE	04.03 - 04.03 -	930.083		o o	124 639 		006 323 33 00				
					290 242 		006 323 39 00				
					311 185 		006 323 40 00				
							006 323 74 00				
							006 323 45 00				
				o o	124 376 		006 323 46 00				
					311 669 		005 326 14 00				
					124 313 		006 326 05 00				
					125 908 		006 326 04 00				
							005 326 10 00				
o o	o o	311 191 		005 326 33 00							
		131 852 		958 326 05 00							
		131 856 		958 326 08 00							
				005 326 34 00							
				005 326 62 00							
				005 326 26 00							
2032 AK 2036 AK 2041 AK 2044 AK 2046 AK 2048 AK	04.03 - 04.03 - 04.03 - 04.03 - 04.03 - 04.03 -	932.083		o o	124 639 		006 323 33 00				
							006 323 39 00				
							006 323 40 00				
				o o	290 242 		006 323 74 00				
					311 185 		006 323 45 00				
							006 323 46 00				
				005 326 33 00							
				958 326 05 00							
				958 326 08 00							
				005 326 34 00							
2032 AS 2036 AS 2041 AS 2044 AS 2048 AS	04.03 - 04.03 - 04.03 - 04.03 - 04.03 -	934.082/083		o o	124 639 		006 323 33 00				
							006 323 39 00				
							006 323 40 00				
				o o	290 242 		006 323 74 00				
					311 185 		006 323 45 00				
							006 323 46 00				
				005 326 10 00							
				005 326 33 00							
				958 326 05 00							
				958 326 08 00							
				005 326 34 00							
2032 K 2041 K	04.03 - 04.03 -	932.013		o o	124 639 		006 323 33 00				
							006 323 39 00				
							006 323 40 00				
							006 323 74 00				
							005 323 97 00				
				o o	125 898 		006 323 21 00				
							006 323 72 00				
							375 323 01 00				
							958 323 05 00				
							006 323 45 00				
o o	o o	290 242 		005 323 95 00							
		310 805 		006 323 37 00							
				006 323 61 00							
o o	o o	124 678 		005 323 96 00							
				006 323 73 00							
				007 323 14 00							
				958 323 08 00							
				958 323 09 00							
	o o	124 678 		005 323 96 00							
				006 323 73 00							
				007 323 14 00							
				958 323 08 00							
				958 323 09 00							
	o o	125 908 		005 326 33 00							
				958 326 05 00							
				958 326 08 00							
				005 326 34 00							
				311 191 							

Achtung: Unsere Artikel sind nur als Ersatz für die angegebenen OE-Nummern gültig. In der Spalte "Ref." ist lediglich ein Teil der OE-Nummern aufgeführt. Die vollständige Auflistung aller Vergleichsnummern finden Sie im Anhang.
 Attention: The articles are only valid as replacement for the listed OE-numbers. In the column "Ref." only a selection of OE-No. is given. The complete listing you can see in the appendix. (151)







































MERCEDES-BENZ

ACTROS 2031 - 2055		04.96 -										
2032 S 2036 S 2041 S 2044 S 2046 S 2050 S	04.03 - 04.03 - 04.03 - 04.03 - 04.03 - 04.03 -	934.013 934.012			124 639		006 323 33 00 006 323 39 00 006 323 40 00 006 323 74 00					
					124 678		005 323 96 00 006 323 73 00 007 323 14 00 958 323 08 00 958 323 09 00					
					125 898		005 323 97 00 006 323 21 00 006 323 72 00 375 323 01 00 958 323 05 00					
					131 622		006 323 54 00					
					131 944		006 323 51 00 006 323 60 00 006 323 78 00 006 323 79 00 357 323 00 00 375 323 00 00					
					290 242		006 323 45 00					
					310 805		005 323 95 00 006 323 37 00 006 323 61 00					
					124 313		005 326 10 00					
					125 908		005 326 33 00 958 326 05 00 958 326 08 00					
					131 534		004 326 99 00					
					311 191		005 326 34 00					
					2035 A	04.97 - 10.02	950.083			124 639		006 323 33 00 006 323 39 00 006 323 40 00 006 323 74 00
										290 242	Achslast [t] / Axle Load [t]: 9	(6) 006 323 45 00
										124 313		005 326 10 00
125 908		005 326 33 00 958 326 05 00 958 326 08 00										

Achtung: Unsere Artikel sind nur als Ersatz für die angegebenen OE-Nummern gültig. In der Spalte "Ref." ist lediglich ein Teil der OE-Nummern aufgeführt. Die vollständige Auflistung aller Vergleichsnummern finden Sie im Anhang.
 Attention: The articles are only valid as replacement for the listed OE-numbers. In the column "Ref." only a selection of OE-No. is given. The complete listing you can see in the appendix. (151)

		Baumuster Model						Ref.
--	---	--------------------	---	---	---	---	---	------















MERCEDES-BENZ

ACTROS 2031 - 2055		04.96 -							
2041 2044 2046	04.03 - 04.03 - 04.03 -	930.013-014			124 639 			006 323 33 00 006 323 39 00 006 323 40 00 006 323 74 00	
					124 678 			005 323 96 00 006 323 73 00 007 323 14 00 958 323 08 00 958 323 09 00	
					125 898 			005 323 97 00 006 323 21 00 006 323 72 00 375 323 01 00 958 323 05 00	
					131 622 			006 323 54 00	
					290 242 			006 323 45 00	
					310 805 	2.VA / 2nd FA	(2)	005 323 95 00 006 323 37 00 006 323 61 00	
						124 376 			005 326 14 00 006 326 05 00
						311 669 			006 326 04 00
						124 313 			005 326 10 00
						125 908 			005 326 33 00 958 326 05 00 958 326 08 00
						311 191 			005 326 34 00
						131 852 			005 326 62 00
						131 856 			005 326 26 00
	2051 AS	04.03 -	934.082			124 639 			006 323 33 00 006 323 39 00 006 323 40 00 006 323 74 00
290 242 								006 323 45 00	
311 185 								006 323 46 00	
124 313 								005 326 10 00	
311 191 								005 326 34 00	
2053 S	04.96 - 10.02	954.012			124 639 			006 323 33 00 006 323 39 00 006 323 40 00 006 323 74 00	
					131 944 	Achslast [t] / Axle Load [t]: 7,1	(6)	006 323 51 00 006 323 60 00 006 323 78 00 006 323 79 00 357 323 00 00 375 323 00 00	
					290 242 	Achslast [t] / Axle Load [t]: 9	(6)	006 323 45 00	
					310 804 			005 323 91 00	
					310 805 			005 323 95 00 006 323 37 00 006 323 61 00	
					124 313 			005 326 10 00	

Achtung: Unsere Artikel sind nur als Ersatz für die angegebenen OE-Nummern gültig. In der Spalte "Ref." ist lediglich ein Teil der OE-Nummern aufgeführt. Die vollständige Auflistung aller Vergleichsnummern finden Sie im Anhang.
 Attention: The articles are only valid as replacement for the listed OE-numbers. In the column "Ref." only a selection of OE-No. is given. The complete listing you can see in the appendix. (151)

		Baumuster Model						Ref.
--	--	--------------------	---	---	---	--	---	------














































MERCEDES-BENZ

ACTROS 2531 - 2560		06.96 -							
2531,2531 L	09.96 - 10.02	950.114			131 944	Achslast [t] / Axle Load [t]: 7,1	(6)	006 323 51 00	
								006 323 60 00	
				006 323 78 00					
				006 323 79 00					
				357 323 00 00					
				375 323 00 00					
		950.203-205 950.224/225			131 056			006 323 51 00	
							006 323 78 00		
							375 323 00 00		
					310 807 			005 323 99 00	
					006 323 83 00				
950.203-205/ 208			124 376 			005 326 14 00			
					006 326 05 00				
			124 360 			005 326 12 00			
					006 326 56 00				
						005 326 25 00			
						006 326 60 00			
2531 LS	09.96 - 10.02	954.223			131 944	Achslast [t] / Axle Load [t]: 7,1	(6)	006 323 51 00	
								006 323 60 00	
						006 323 78 00			
						006 323 79 00			
						357 323 00 00			
						375 323 00 00			
					300 019 			005 326 67 00	
						005 326 97 00			

Achtung: Unsere Artikel sind nur als Ersatz für die angegebenen OE-Nummern gültig. In der Spalte "Ref." ist lediglich ein Teil der OE-Nummern aufgeführt. Die vollständige Auflistung aller Vergleichsnummern finden Sie im Anhang.
 Attention: The articles are only valid as replacement for the listed OE-numbers. In the column "Ref." only a selection of OE-No. is given. The complete listing you can see in the appendix. (151)

		Baumuster Model						Ref.
--	--	--------------------	---	---	---	--	---	------































MERCEDES-BENZ

ACTROS 2531 - 2560		06.96 -						
2532, L, LL 2536, L, LL	04.03 - 04.03 -	930.113-114 930.201-205 930.208			124 639 	1.VA / 1st FA	(1)	006 323 33 00 006 323 39 00 006 323 40 00 006 323 74 00
					125 898 	1.VA / 1st FA	(1)	005 323 97 00 006 323 21 00 006 323 72 00 375 323 01 00 958 323 05 00
		930.113-114 930.201-205 930.208 930.223-226			131 747 	1.VA / 1st FA	(1)	006 323 65 00 006 323 71 00 958 323 06 00 958 323 07 00 958 323 10 00 958 323 12 00
							124 376 	
		131 856 					005 326 26 00	
		930.113-114 930.213-215 930.218 930.223-226			311 669 			006 326 04 00
					131 852 			005 326 62 00
		930.201-205 930.208			124 360 			005 326 12 00 006 326 56 00
					131 855 			005 326 24 00
		930.201-205 930.208 930.213-215 930.218			310 807 			005 323 99 00 006 323 83 00
					131 854 			006 323 14 00
		930.213-215 930.218 930.223-226			124 361 	Rahmenhöhe niedrig / Frame height low	(92)	005 326 25 00 006 326 60 00
					131 853 			005 326 61 00
		930.223-226			310 805 	1.VA / 1st FA	(1)	005 323 95 00 006 323 37 00 006 323 61 00
131 852 						005 326 62 00		
2532 LS 2536 LS 2541 LS 2544 LS 2546 LS 2548 LS, 11946 ccm	04.03 - 04.03 - 04.03 - 04.03 - 04.03 - 04.03 -	934.233 934.223			125 898 		005 323 97 00 006 323 21 00 006 323 72 00 375 323 01 00 958 323 05 00	
					131 622 		006 323 54 00	
					131 944 		006 323 51 00 006 323 60 00 006 323 78 00 006 323 79 00 357 323 00 00 375 323 00 00	
					310 805 		005 323 95 00 006 323 37 00 006 323 61 00	
					131 623 	für Fahrzeuge mit ASR / For vehicles with ASR	(113)	005 326 74 00 006 326 01 00
					311 665 	für Fahrzeuge mit ASR / For vehicles with ASR	(113)	006 326 11 00

Achtung: Unsere Artikel sind nur als Ersatz für die angegebenen OE-Nummern gültig. In der Spalte "Ref." ist lediglich ein Teil der OE-Nummern aufgeführt. Die vollständige Auflistung aller Vergleichsnummern finden Sie im Anhang.
Attention: The articles are only valid as replacement for the listed OE-numbers. In the column "Ref." only a selection of OE-No. is given. The complete listing you can see in the appendix. (151)

		Baumuster Model						Ref.
--	--	--------------------	---	---	---	--	---	------



























MERCEDES-BENZ

ACTROS 2531 - 2560		06.96 -						
2535 L	09.96 - 10.02	950.203-205 950.213/214 950.223-225			310 807 			005 323 99 00 006 323 83 00
					124 376 			005 326 14 00 006 326 05 00
					124 360 			005 326 12 00 006 326 56 00
					124 361 			005 326 25 00 006 326 60 00
		950.203-205/ 208			131 944	Achslast [t] / Axle Load [t]: 7,1	(6)	006 323 51 00 006 323 60 00 006 323 78 00 006 323 79 00 357 323 00 00 375 323 00 00
950.223			310 805			005 323 95 00 006 323 37 00 006 323 61 00		
2535 LS 2540 LS 2543 LS 2548 LS, 15928 ccm 2553 LS	09.96 - 10.02 09.96 - 10.02 09.96 - 10.02 09.96 - 10.02 09.96 - 10.02	954.233			131 944	Achslast [t] / Axle Load [t]: 7,1	(6)	006 323 51 00 006 323 60 00 006 323 78 00 006 323 79 00 357 323 00 00 375 323 00 00
					310 769 			006 323 34 00 006 323 82 00 006 323 97 00
		954.233 954.223			300 019 			005 326 67 00 005 326 97 00
2540,2540 L 2543,2543 L	09.96 - 10.02 09.96 - 10.02	950.113/114			131 944	Achslast [t] / Axle Load [t]: 7,1	(6)	006 323 51 00 006 323 60 00 006 323 78 00 006 323 79 00 357 323 00 00 375 323 00 00
		950.203-205 950.213/214			131 056			006 323 51 00 375 323 00 00
					310 807 			005 323 99 00 006 323 83 00
					124 376 			005 326 14 00 006 326 05 00
					124 360 			005 326 12 00 006 326 56 00
					124 361 			005 326 25 00 006 326 60 00
		950.203-205/ 208			131 944	Achslast [t] / Axle Load [t]: 7,1	(6)	006 323 51 00 006 323 60 00 006 323 78 00 006 323 79 00 357 323 00 00 375 323 00 00

Achtung: Unsere Artikel sind nur als Ersatz für die angegebenen OE-Nummern gültig. In der Spalte "Ref." ist lediglich ein Teil der OE-Nummern aufgeführt. Die vollständige Auflistung aller Vergleichsnummern finden Sie im Anhang.
 Attention: The articles are only valid as replacement for the listed OE-numbers. In the column "Ref." only a selection of OE-No. is given. The complete listing you can see in the appendix. (151)

		Baumuster Model						Ref.
--	--	--------------------	---	---	---	--	---	------






































MERCEDES-BENZ

ACTROS 2531 - 2560		06.96 -								
2541, L, LL 2544, L, LL 2546, L, LL 2548, L,LL	04.03 - 04.03 - 04.03 - 04.03 -	930.113-114 930.201-205 930.208		○ ○	124 639 	1.VA / 1st FA	(1)	006 323 33 00 006 323 39 00 006 323 40 00 006 323 74 00		
					125 898 	1.VA / 1st FA	(1)	005 323 97 00 006 323 21 00 006 323 72 00 375 323 01 00 958 323 05 00		
					131 747 	1.VA / 1st FA	(1)	006 323 65 00 006 323 71 00 958 323 06 00 958 323 07 00 958 323 10 00 958 323 12 00		
				○ ○	124 376 					005 326 14 00 006 326 05 00
					131 856 					005 326 26 00
				○ ○	930.113-114 930.213-215 930.218	311 669 				006 326 04 00
						131 852 				
				○ ○	930.201-205 930.208	124 360 				005 326 12 00 006 326 56 00
						131 855 				
				○ ○	930.201-205 930.208 930.213-215 930.218	310 807 				005 323 99 00 006 323 83 00
						131 854 				
				○ ○	930.213-215 930.218	124 361 	Rahmenhöhe niedrig / Frame height low		(92)	005 326 25 00 006 326 60 00
						131 853 				
			2548,2548 L	09.96 - 10.02	950.113/114		○ ○	131 944	Achslast [t] / Axle Load [t]: 7,1	(6)
950.203-205		○ ○								
					○ ○	131 944	Achslast [t] / Axle Load [t]: 7,1	(6)	006 323 51 00 006 323 60 00 006 323 78 00 006 323 79 00 357 323 00 00 375 323 00 00	
	310 807 							005 323 99 00 006 323 83 00		
	124 376 							005 326 14 00 006 326 05 00		
124 360 						005 326 12 00 006 326 56 00				
124 361 						005 326 25 00 006 326 60 00				

Achtung: Unsere Artikel sind nur als Ersatz für die angegebenen OE-Nummern gültig. In der Spalte "Ref." ist lediglich ein Teil der OE-Nummern aufgeführt. Die vollständige Auflistung aller Vergleichsnummern finden Sie im Anhang.
 Attention: The articles are only valid as replacement for the listed OE-numbers. In the column "Ref." only a selection of OE-No. is given. The complete listing you can see in the appendix. (151)

		Baumuster Model						Ref.
--	--	--------------------	---	---	---	--	---	------


































MERCEDES-BENZ

ACTROS 2531 - 2560		06.96 -						
2551, L,LL	04.03 -	930.113-114			311 669 			006 326 04 00
					131 852  			005 326 62 00
		930.113-114 930.201-205			124 639 	1.VA / 1st FA	(1)	006 323 33 00 006 323 39 00 006 323 40 00 006 323 74 00
					125 898 	1.VA / 1st FA	(1)	005 323 97 00 006 323 21 00 006 323 72 00 375 323 01 00 958 323 05 00
					131 747 	1.VA / 1st FA	(1)	006 323 65 00 006 323 71 00 958 323 06 00 958 323 07 00 958 323 10 00 958 323 12 00
		930.201-205			124 376 			005 326 14 00 006 326 05 00
	131 856  						005 326 26 00	
				310 807 				005 323 99 00 006 323 83 00
				131 854  			006 323 14 00	
				124 360 				005 326 12 00 006 326 56 00
				131 855  			005 326 24 00	
	2553,2553 L	09.96 - 10.02	950.113/114			131 944	Achslast [t] / Axle Load [t]: 7,1	(6)
950.203/204								131 056
			131 944	Achslast [t] / Axle Load [t]: 7,1	(6)			006 323 51 00 006 323 60 00 006 323 78 00 006 323 79 00 357 323 00 00 375 323 00 00
					310 807 			
950.205					124 376 			005 326 14 00 006 326 05 00
					124 360 			005 326 12 00 006 326 56 00
					124 361 			005 326 25 00 006 326 60 00
131 944			Achslast [t] / Axle Load [t]: 7,1	(6)	006 323 51 00 006 323 60 00 006 323 78 00 006 323 79 00 357 323 00 00 375 323 00 00			

Achtung: Unsere Artikel sind nur als Ersatz für die angegebenen OE-Nummern gültig. In der Spalte "Ref." ist lediglich ein Teil der OE-Nummern aufgeführt. Die vollständige Auflistung aller Vergleichsnummern finden Sie im Anhang.
 Attention: The articles are only valid as replacement for the listed OE-numbers. In the column "Ref." only a selection of OE-No. is given. The complete listing you can see in the appendix. (151)

		Baumuster Model						Ref.
--	---	--------------------	---	---	---	---	---	------


























MERCEDES-BENZ

ACTROS 2531 - 2560		06.96 -								
2555, L, LL	04.03 -	930.113-114			311 669 			006 326 04 00		
					131 852  			005 326 62 00		
		930.113-114 930.201-205			124 639 	1.VA / 1st FA	(1)	006 323 33 00 006 323 39 00 006 323 40 00 006 323 74 00		
					125 898 	1.VA / 1st FA	(1)	005 323 97 00 006 323 21 00 006 323 72 00 375 323 01 00 958 323 05 00		
					131 747 	1.VA / 1st FA	(1)	006 323 65 00 006 323 71 00 958 323 06 00 958 323 07 00 958 323 10 00 958 323 12 00		
		930.201-205			124 376 			005 326 14 00 006 326 05 00		
					131 856  			005 326 26 00		
		930.201-205			131 854  			006 323 14 00		
					124 360 			005 326 12 00 006 326 56 00		
					131 855  			005 326 24 00		
		930.203			310 807 			005 323 99 00 006 323 83 00		
		2557 L	09.96 - 10.02	950.203			131 944	Achslast [t] / Axle Load [t]: 7,1	(6)	006 323 51 00 006 323 60 00 006 323 78 00 006 323 79 00 357 323 00 00 375 323 00 00
							310 807 			005 323 99 00 006 323 83 00
					124 376 			005 326 14 00 006 326 05 00		
					124 360 			005 326 12 00 006 326 56 00		
					124 361 			005 326 25 00 006 326 60 00		

Achtung: Unsere Artikel sind nur als Ersatz für die angegebenen OE-Nummern gültig. In der Spalte "Ref." ist lediglich ein Teil der OE-Nummern aufgeführt. Die vollständige Auflistung aller Vergleichsnummern finden Sie im Anhang.
 Attention: The articles are only valid as replacement for the listed OE-numbers. In the column "Ref." only a selection of OE-No. is given. The complete listing you can see in the appendix. (151)

		Baumuster Model						Ref.
--	--	--------------------	---	---	---	--	---	------
























MERCEDES-BENZ

ACTROS 2531 - 2560		06.96 -							
2560, L, LL	04.03 -	930.201-205			310 807 			005 323 99 00 006 323 83 00	
		930.203			124 639 	1.VA / 1st FA	(1)	006 323 33 00 006 323 39 00 006 323 40 00 006 323 74 00	
					125 898 	1.VA / 1st FA	(1)	005 323 97 00 006 323 21 00 006 323 72 00 375 323 01 00 958 323 05 00	
					131 747 	1.VA / 1st FA	(1)	006 323 65 00 006 323 71 00 958 323 06 00 958 323 07 00 958 323 10 00 958 323 12 00	
					131 854 				006 323 14 00
						124 376 			005 326 14 00 006 326 05 00
		124 360 					005 326 12 00 006 326 56 00		
						131 856 			005 326 26 00
						131 855 			
		ACTROS 2631 - 2660		04.96 -					
2631 B 2635 B 2640 B 2643 B	04.97 - 10.02	953.141			124 639 			006 323 33 00 006 323 39 00 006 323 40 00 006 323 74 00	
					124 678 			005 323 96 00 006 323 73 00 007 323 14 00 958 323 08 00 958 323 09 00	
							124 567 (x4) 		

Achtung: Unsere Artikel sind nur als Ersatz für die angegebenen OE-Nummern gültig. In der Spalte "Ref." ist lediglich ein Teil der OE-Nummern aufgeführt. Die vollständige Auflistung aller Vergleichsnummern finden Sie im Anhang.
 Attention: The articles are only valid as replacement for the listed OE-numbers. In the column "Ref." only a selection of OE-No. is given. The complete listing you can see in the appendix. (151)

		Baumuster Model						Ref.
--	---	--------------------	---	---	---	---	---	------





























MERCEDES-BENZ

ACTROS 2631 - 2660		04.96 -								
2631,2631 L	04.96 - 10.02	950.142/143 950.145			124 358			006 323 16 00		
					124 639			006 323 33 00 006 323 39 00 006 323 40 00 006 323 74 00		
					124 678			005 323 96 00 006 323 73 00 007 323 14 00 958 323 08 00 958 323 09 00		
					131 944	Achslast [t] / Axle Load [t]: 7,1	(6)	006 323 51 00 006 323 60 00 006 323 78 00 006 323 79 00 357 323 00 00 375 323 00 00		
					310 805			005 323 95 00 006 323 37 00 006 323 61 00		
							124 313			005 326 10 00
							124 376 			005 326 14 00 006 326 05 00
				124 567 (x4)			005 326 09 00 005 326 57 00 005 326 58 00 005 326 59 00 005 326 63 00 006 326 67 00 958 326 04 00 958 326 09 00			
				124 638 (x4)			005 326 60 00 005 326 64 00 005 326 66 00 006 326 24 00 006 326 68 00 958 326 06 00 958 326 07 00 A 005 326 66 00 A 006 326 24 00			
		950.242-244				131 056			006 323 51 00 375 323 00 00	
						131 944	Achslast [t] / Axle Load [t]: 7,1	(6)	006 323 51 00 006 323 60 00 006 323 78 00 006 323 79 00 357 323 00 00 375 323 00 00	
						310 807 			005 323 99 00 006 323 83 00	
						124 376 			005 326 14 00 006 326 05 00	
						124 360 			005 326 12 00 006 326 56 00	
				124 361 			005 326 25 00 006 326 60 00			

Achtung: Unsere Artikel sind nur als Ersatz für die angegebenen OE-Nummern gültig. In der Spalte "Ref." ist lediglich ein Teil der OE-Nummern aufgeführt. Die vollständige Auflistung aller Vergleichsnummern finden Sie im Anhang.
 Attention: The articles are only valid as replacement for the listed OE-numbers. In the column "Ref." only a selection of OE-No. is given. The complete listing you can see in the appendix. (151)

		Baumuster Model						Ref.
--	--	--------------------	---	---	---	--	---	------

































MERCEDES-BENZ

ACTROS 2631 - 2660		04.96 -						
2632, L, LL	04.03 -	930.142-143 930.145		 	124 567 			005 326 09 00 005 326 57 00 005 326 58 00 005 326 59 00 005 326 63 00 006 326 67 00 958 326 04 00 958 326 09 00
		930.142-143 930.145 930.242-244		 	124 639 	1.VA / 1st FA	(1)	006 323 33 00 006 323 39 00 006 323 40 00 006 323 74 00
					125 898 	1.VA / 1st FA	(1)	005 323 97 00 006 323 21 00 006 323 72 00 375 323 01 00 958 323 05 00
					131 747 	1.VA / 1st FA	(1)	006 323 65 00 006 323 71 00 958 323 06 00 958 323 07 00 958 323 10 00 958 323 12 00
		930.242-244		 	124 376 			005 326 14 00 006 326 05 00
					311 669 			006 326 04 00
					131 852  			005 326 62 00
					131 856  			005 326 26 00
		930.242-244		 	310 807 			005 323 99 00 006 323 83 00
					131 854  			006 323 14 00
					124 360 			005 326 12 00 006 326 56 00
					131 855  			005 326 24 00








Achtung: Unsere Artikel sind nur als Ersatz für die angegebenen OE-Nummern gültig. In der Spalte "Ref." ist lediglich ein Teil der OE-Nummern aufgeführt. Die vollständige Auflistung aller Vergleichsnummern finden Sie im Anhang.
 Attention: The articles are only valid as replacement for the listed OE-numbers. In the column "Ref." only a selection of OE-No. is given. The complete listing you can see in the appendix. (151)

		Baumuster Model						Ref.
--	--	----------------------------	---	---	---	--	---	-------------














MERCEDES-BENZ

ACTROS 2631 - 2660		04.96 -						
2632 K, LK	04.03 -	932.141-143			124 567 		005 326 09 00 005 326 57 00 005 326 58 00 005 326 59 00 005 326 63 00 006 326 67 00 958 326 04 00 958 326 09 00	
		932.143 932.141 932.241 932.142			124 639 		006 323 33 00 006 323 39 00 006 323 40 00 006 323 74 00	
					124 678 		005 323 96 00 006 323 73 00 007 323 14 00 958 323 08 00 958 323 09 00	
					125 898 		005 323 97 00 006 323 21 00 006 323 72 00 375 323 01 00 958 323 05 00	
		932.241			124 360 		005 326 12 00 006 326 56 00	
		934.031-033 934.042			131 944 		006 323 51 00 006 323 60 00 006 323 78 00 006 323 79 00 357 323 00 00 375 323 00 00	
2632 LS	04.03 -	934.223			131 622 		006 323 54 00	
					310 805 		005 323 95 00 006 323 37 00 006 323 61 00	
		934.223 934.233			131 623 	für Fahrzeuge mit ASR / For vehicles with ASR (113)	005 326 74 00 006 326 01 00	
					311 665 	für Fahrzeuge mit ASR / For vehicles with ASR (113) Rahmenhöhe normal / Framework height normally (93)	006 326 11 00	
		934.241			112 931 		003 323 84 00 003 323 85 00	
					124 639 		006 323 33 00 006 323 39 00 006 323 40 00 006 323 74 00	
					125 898 		005 323 97 00 006 323 21 00 006 323 72 00 375 323 01 00 958 323 05 00	
					131 944 		006 323 51 00 006 323 60 00 006 323 78 00 006 323 79 00 357 323 00 00 375 323 00 00	
					290 242 		006 323 45 00	
					280 940 		005 326 68 00 006 326 29 00	

Achtung: Unsere Artikel sind nur als Ersatz für die angegebenen OE-Nummern gültig. In der Spalte "Ref." ist lediglich ein Teil der OE-Nummern aufgeführt. Die vollständige Auflistung aller Vergleichsnummern finden Sie im Anhang.
 Attention: The articles are only valid as replacement for the listed OE-numbers. In the column "Ref." only a selection of OE-No. is given. The complete listing you can see in the appendix. (151)

		Baumuster Model						Ref.
--	---	--------------------	---	---	---	---	---	------





























MERCEDES-BENZ

ACTROS 2631 - 2660		04.96 -							
2635,2635 L	04.96 - 10.02	950.142/143			124 358			006 323 16 00	
					124 639			006 323 33 00 006 323 39 00 006 323 40 00 006 323 74 00	
					124 678			005 323 96 00 006 323 73 00 007 323 14 00 958 323 08 00 958 323 09 00	
					131 944	Achslast [t] / Axle Load [t]: 7,1	(6)	006 323 51 00 006 323 60 00 006 323 78 00 006 323 79 00 357 323 00 00 375 323 00 00	
					310 805			005 323 95 00 006 323 37 00 006 323 61 00	
					124 313			005 326 10 00	
					124 376 			005 326 14 00 006 326 05 00	
					124 567 (x4)			005 326 09 00 005 326 57 00 005 326 58 00 005 326 59 00 005 326 63 00 006 326 67 00 958 326 04 00 958 326 09 00	
					124 638 (x4)			005 326 60 00 005 326 64 00 005 326 66 00 006 326 24 00 006 326 68 00 958 326 06 00 958 326 07 00 A 005 326 66 00 A 006 326 24 00	
					950.242-244			131 056	
			310 807 					005 323 99 00 006 323 83 00	
			124 376 					005 326 14 00 006 326 05 00	
			950.243/244			124 360 			005 326 12 00 006 326 56 00
						124 361 			005 326 25 00 006 326 60 00
						131 944	Achslast [t] / Axle Load [t]: 7,1	(6)	006 323 51 00 006 323 60 00 006 323 78 00 006 323 79 00 357 323 00 00 375 323 00 00


Achtung: Unsere Artikel sind nur als Ersatz für die angegebenen OE-Nummern gültig. In der Spalte "Ref." ist lediglich ein Teil der OE-Nummern aufgeführt. Die vollständige Auflistung aller Vergleichsnummern finden Sie im Anhang.
 Attention: The articles are only valid as replacement for the listed OE-numbers. In the column "Ref." only a selection of OE-No. is given. The complete listing you can see in the appendix. (151)

		Baumuster Model						Ref.
--	--	--------------------	---	---	---	--	---	------

MERCEDES-BENZ

ACTROS 2631 - 2660		04.96 -							
2636, L, LL 2644, L, LL	04.03 - 04.03 -	930.142-143			124 567 			005 326 09 00 005 326 57 00 005 326 58 00 005 326 59 00 005 326 63 00 006 326 67 00 958 326 04 00 958 326 09 00	
		930.142-143 930.242-244			124 639 	1.VA / 1st FA	(1)	006 323 33 00 006 323 39 00 006 323 40 00 006 323 74 00	
					125 898 	1.VA / 1st FA	(1)	005 323 97 00 006 323 21 00 006 323 72 00 375 323 01 00 958 323 05 00	
					131 747 	1.VA / 1st FA	(1)	006 323 65 00 006 323 71 00 958 323 06 00 958 323 07 00 958 323 10 00 958 323 12 00	
		930.242-244			124 376 			005 326 14 00 006 326 05 00	
					311 669 			006 326 04 00	
					131 852 			005 326 62 00	
					131 856 			005 326 26 00	
		930.242-244			310 807 			005 323 99 00 006 323 83 00	
					131 854 			006 323 14 00	
					124 360 			005 326 12 00 006 326 56 00	
					131 855 			005 326 24 00	
		2636 K, LK 2641 K, LK 2644 K, LK	04.03 - 04.03 - 04.03 -	932.141 932.143			124 567 		005 326 09 00 005 326 57 00 005 326 58 00 005 326 59 00 005 326 63 00 006 326 67 00 958 326 04 00 958 326 09 00
				932.143 932.141 932.241			124 639 		006 323 33 00 006 323 39 00 006 323 40 00 006 323 74 00
124 678 							005 323 96 00 006 323 73 00 007 323 14 00 958 323 08 00 958 323 09 00		
125 898 							005 323 97 00 006 323 21 00 006 323 72 00 375 323 01 00 958 323 05 00		

Achtung: Unsere Artikel sind nur als Ersatz für die angegebenen OE-Nummern gültig. In der Spalte "Ref." ist lediglich ein Teil der OE-Nummern aufgeführt. Die vollständige Auflistung aller Vergleichsnummern finden Sie im Anhang.
 Attention: The articles are only valid as replacement for the listed OE-numbers. In the column "Ref." only a selection of OE-No. is given. The complete listing you can see in the appendix. (151)



MERCEDES-BENZ






















ACTROS 2631 - 2660 04.96 -

2636 LS	04.03 -	934.223			310 805		005 323 95 00 006 323 37 00 006 323 61 00	
		934.223 934.233			131 623	für Fahrzeuge mit ASR / For vehicles with ASR (113)	005 326 74 00 006 326 01 00	
					311 665	für Fahrzeuge mit ASR / For vehicles with ASR (113)	006 326 11 00	
		934.233			310 769		006 323 34 00 006 323 82 00 006 323 97 00	
		934.241			124 639		006 323 33 00 006 323 39 00 006 323 40 00 006 323 74 00	
					125 898		005 323 97 00 006 323 21 00 006 323 72 00 375 323 01 00 958 323 05 00	
					131 944		006 323 51 00 006 323 60 00 006 323 78 00 006 323 79 00 357 323 00 00 375 323 00 00	
					290 242		006 323 45 00	
							280 940	005 326 68 00 006 326 29 00

Achtung: Unsere Artikel sind nur als Ersatz für die angegebenen OE-Nummern gültig. In der Spalte "Ref." ist lediglich ein Teil der OE-Nummern aufgeführt. Die vollständige Auflistung aller Vergleichsnummern finden Sie im Anhang.
 Attention: The articles are only valid as replacement for the listed OE-numbers. In the column "Ref." only a selection of OE-No. is given. The complete listing you can see in the appendix. (151)

		Baumuster Model						Ref.
--	---	--------------------	---	---	---	---	---	------































MERCEDES-BENZ

ACTROS 2631 - 2660		04.96 -									
2640,2640 L 2643,2643 L 2648,2648 L	04.96 - 10.02 04.96 - 10.02 04.96 - 10.02	950.143		 	124 358			006 323 16 00			
					124 639			006 323 33 00 006 323 39 00 006 323 40 00 006 323 74 00			
					124 678			005 323 96 00 006 323 73 00 007 323 14 00 958 323 08 00 958 323 09 00			
					131 944	Achslast [t] / Axle Load [t]: 7,1	(6)	006 323 51 00 006 323 60 00 006 323 78 00 006 323 79 00 357 323 00 00 375 323 00 00			
					310 805			005 323 95 00 006 323 37 00 006 323 61 00			
					124 313			005 326 10 00			
				  	950.242-244		 	124 376 			005 326 14 00 006 326 05 00
								124 567 (x4)			005 326 09 00 005 326 57 00 005 326 58 00 005 326 59 00 005 326 63 00 006 326 67 00 958 326 04 00 958 326 09 00
								124 638 (x4)			005 326 60 00 005 326 64 00 005 326 66 00 006 326 24 00 006 326 68 00 958 326 06 00 958 326 07 00 A 005 326 66 00 A 006 326 24 00
								131 056			006 323 51 00 375 323 00 00
								131 944	Achslast [t] / Axle Load [t]: 7,1	(6)	006 323 51 00 006 323 60 00 006 323 78 00 006 323 79 00 357 323 00 00 375 323 00 00
								310 807 			005 323 99 00 006 323 83 00
	 	950.242-244		 	124 376 			005 326 14 00 006 326 05 00			
					124 360 			005 326 12 00 006 326 56 00			
					124 361 			005 326 25 00 006 326 60 00			

Achtung: Unsere Artikel sind nur als Ersatz für die angegebenen OE-Nummern gültig. In der Spalte "Ref." ist lediglich ein Teil der OE-Nummern aufgeführt. Die vollständige Auflistung aller Vergleichsnummern finden Sie im Anhang.
Attention: The articles are only valid as replacement for the listed OE-numbers. In the column "Ref." only a selection of OE-No. is given. The complete listing you can see in the appendix. (151)

		Baumuster Model						Ref.
--	--	--------------------	---	---	---	--	---	------






























MERCEDES-BENZ

ACTROS 2631 - 2660		04.96 -									
2640 S,2640 LS 2643 S,2643 LS 2648 S,2648 LS 2653 S,2653 LS	09.96 - 10.02 04.97 - 10.02 09.96 - 10.02 09.96 - 10.02	954.141			124 639			006 323 33 00 006 323 39 00 006 323 40 00 006 323 74 00			
					131 944	Achslast [t] / Axle Load [t]: 7,1	(6)	006 323 51 00 006 323 60 00 006 323 78 00 006 323 79 00 357 323 00 00 375 323 00 00			
					310 804 310 805			005 323 91 00 005 323 95 00 006 323 37 00 006 323 61 00			
					124 313			005 326 10 00			
		954.241			131 944	Achslast [t] / Axle Load [t]: 7,1	(6)	006 323 51 00 006 323 60 00 006 323 78 00 006 323 79 00 357 323 00 00 375 323 00 00			
2641, L, LL	04.03 -	930.143			124 567 			005 326 09 00 005 326 57 00 005 326 58 00 005 326 59 00 005 326 63 00 006 326 67 00 958 326 04 00 958 326 09 00			
					930.143 930.242-244			124 639 	1.VA / 1st FA	(1)	006 323 33 00 006 323 39 00 006 323 40 00 006 323 74 00
								125 898 	1.VA / 1st FA	(1)	005 323 97 00 006 323 21 00 006 323 72 00 375 323 01 00 958 323 05 00
		131 747 	1.VA / 1st FA	(1)				006 323 65 00 006 323 71 00 958 323 06 00 958 323 07 00 958 323 10 00 958 323 12 00			
		930.242-244					124 376 		005 326 14 00 006 326 05 00		
							311 669 		006 326 04 00		
							131 852 		005 326 62 00		
							131 856 		005 326 26 00		
		930.242-244					310 807 		005 323 99 00 006 323 83 00		
							131 854 		006 323 14 00		
124 360 							005 326 12 00 006 326 56 00				
					131 855 		005 326 24 00				

Achtung: Unsere Artikel sind nur als Ersatz für die angegebenen OE-Nummern gültig. In der Spalte "Ref." ist lediglich ein Teil der OE-Nummern aufgeführt. Die vollständige Auflistung aller Vergleichsnummern finden Sie im Anhang.
 Attention: The articles are only valid as replacement for the listed OE-numbers. In the column "Ref." only a selection of OE-No. is given. The complete listing you can see in the appendix. (151)

		Baumuster Model						Ref.
--	--	--------------------	---	---	---	--	---	------

MERCEDES-BENZ



























ACTROS 2631 - 2660		04.96 -						
2641 S, LS 2644 S, LS 2654 S, LS	04.03 - 04.03 - 04.03 -	934.141			124 567			005 326 09 00 005 326 57 00 005 326 58 00 005 326 59 00 005 326 63 00 006 326 67 00 958 326 04 00 958 326 09 00
		934.141 934.223 934.233			131 622			006 323 54 00
		934.141 934.241			124 639			006 323 33 00 006 323 39 00 006 323 40 00 006 323 74 00
		934.223			310 805			005 323 95 00 006 323 37 00 006 323 61 00
		934.223 934.233			131 623		für Fahrzeuge mit ASR / For vehicles with ASR	(113) 005 326 74 00 006 326 01 00
					311 665		für Fahrzeuge mit ASR / For vehicles with ASR	(113) 006 326 11 00
		934.233			310 769			006 323 34 00 006 323 82 00 006 323 97 00
		934.233 934.141 934.241 934.223			125 898			005 323 97 00 006 323 21 00 006 323 72 00 375 323 01 00 958 323 05 00
					131 944			006 323 51 00 006 323 60 00 006 323 78 00 006 323 79 00 357 323 00 00 375 323 00 00
		934.241			290 242			006 323 45 00
					280 940			005 326 68 00 006 326 29 00

Achtung: Unsere Artikel sind nur als Ersatz für die angegebenen OE-Nummern gültig. In der Spalte "Ref." ist lediglich ein Teil der OE-Nummern aufgeführt. Die vollständige Auflistung aller Vergleichsnummern finden Sie im Anhang.
 Attention: The articles are only valid as replacement for the listed OE-numbers. In the column "Ref." only a selection of OE-No. is given. The complete listing you can see in the appendix. (151)

		Baumuster Model						Ref.
--	--	--------------------	---	---	---	--	---	------

MERCEDES-BENZ

ACTROS 2631 - 2660 04.96 -




































2646, L, LL	04.03 -	930.142-143 930.145			124 567 		005 326 09 00 005 326 57 00 005 326 58 00 005 326 59 00 005 326 63 00 006 326 67 00 958 326 04 00 958 326 09 00			
					930.142-143 930.145 930.243			124 639 	1.VA / 1st FA	(1) 006 323 33 00 006 323 39 00 006 323 40 00 006 323 74 00
								125 898 	1.VA / 1st FA	(1) 005 323 97 00 006 323 21 00 006 323 72 00 375 323 01 00 958 323 05 00
								131 747 	1.VA / 1st FA	(1) 006 323 65 00 006 323 71 00 958 323 06 00 958 323 07 00 958 323 10 00 958 323 12 00
		930.243			124 376 		005 326 14 00 006 326 05 00			
					311 669 		006 326 04 00			
					131 852 		005 326 62 00			
					131 856 		005 326 26 00			
		930.243			310 807 		005 323 99 00 006 323 83 00			
					131 854 		006 323 14 00			
					124 360 		005 326 12 00 006 326 56 00			
					131 855 		005 326 24 00			
		2646 K, LK	04.03 -	932.141			124 639 		006 323 33 00 006 323 39 00 006 323 40 00 006 323 74 00	
							124 678 		005 323 96 00 006 323 73 00 007 323 14 00 958 323 08 00 958 323 09 00	
125 898 							005 323 97 00 006 323 21 00 006 323 72 00 375 323 01 00 958 323 05 00			
124 567 							005 326 09 00 005 326 57 00 005 326 58 00 005 326 59 00 005 326 63 00 006 326 67 00 958 326 04 00 958 326 09 00			

Achtung: Unsere Artikel sind nur als Ersatz für die angegebenen OE-Nummern gültig. In der Spalte "Ref." ist lediglich ein Teil der OE-Nummern aufgeführt. Die vollständige Auflistung aller Vergleichsnummern finden Sie im Anhang.

Attention: The articles are only valid as replacement for the listed OE-numbers. In the column "Ref." only a selection of OE-No. is given. The complete listing you can see in the appendix. (151)

		Baumuster Model						Ref.
--	--	--------------------	---	---	---	--	---	------






































MERCEDES-BENZ

ACTROS 2631 - 2660		04.96 -						
2646 S, LS	04.03 -	934.141 934.241			124 639 			006 323 33 00 006 323 39 00 006 323 40 00 006 323 74 00
					125 898 			005 323 97 00 006 323 21 00 006 323 72 00 375 323 01 00 958 323 05 00
					131 622 			006 323 54 00
					131 944 			006 323 51 00 006 323 60 00 006 323 78 00 006 323 79 00 357 323 00 00 375 323 00 00
					124 567 			005 326 09 00 005 326 57 00 005 326 58 00 005 326 59 00 005 326 63 00 006 326 67 00 958 326 04 00 958 326 09 00
2650, L, 2651,L, LL	04.03 -	930.143			124 567 			005 326 09 00 005 326 57 00 005 326 58 00 005 326 59 00 005 326 63 00 006 326 67 00 958 326 04 00 958 326 09 00
		930.143 930.243-244			124 639 	1.VA / 1st FA	(1)	006 323 33 00 006 323 39 00 006 323 40 00 006 323 74 00
					125 898 	1.VA / 1st FA	(1)	005 323 97 00 006 323 21 00 006 323 72 00 375 323 01 00 958 323 05 00
					131 747 	1.VA / 1st FA	(1)	006 323 65 00 006 323 71 00 958 323 06 00 958 323 07 00 958 323 10 00 958 323 12 00
		930.243-244			124 376 			005 326 14 00 006 326 05 00
					311 669 			006 326 04 00
					131 852 			005 326 62 00
					131 856 			005 326 26 00
		930.243-244			310 807 			005 323 99 00 006 323 83 00
					131 854 			006 323 14 00
					124 360 			005 326 12 00 006 326 56 00
					131 855 		005 326 24 00	

Achtung: Unsere Artikel sind nur als Ersatz für die angegebenen OE-Nummern gültig. In der Spalte "Ref." ist lediglich ein Teil der OE-Nummern aufgeführt. Die vollständige Auflistung aller Vergleichsnummern finden Sie im Anhang.
 Attention: The articles are only valid as replacement for the listed OE-numbers. In the column "Ref." only a selection of OE-No. is given. The complete listing you can see in the appendix. (151)

		Baumuster Model						Ref.
--	--	--------------------	---	---	---	--	---	------




























MERCEDES-BENZ

ACTROS 2631 - 2660		04.96 -						
2650 K, 2651 K, LK	04.03 -	932.143 932.141 932.241			124 639 		006 323 33 00 006 323 39 00 006 323 40 00 006 323 74 00	
					124 678 		005 323 96 00 006 323 73 00 007 323 14 00 958 323 08 00 958 323 09 00	
					125 898 		005 323 97 00 006 323 21 00 006 323 72 00 375 323 01 00 958 323 05 00	
				124 567 		005 326 09 00 005 326 57 00 005 326 58 00 005 326 59 00 005 326 63 00 006 326 67 00 958 326 04 00 958 326 09 00		
2650 S, LS	04.03 -	932.141 932.241			124 639 		006 323 33 00 006 323 39 00 006 323 40 00 006 323 74 00	
							124 567 	
		934.141 934.223 934.233			131 622 		006 323 54 00	
		934.223			310 805 		005 323 95 00 006 323 37 00 006 323 61 00	
		934.223 934.233			131 623 	für Fahrzeuge mit ASR / For vehicles with ASR (113)	005 326 74 00 006 326 01 00	
					311 665 	für Fahrzeuge mit ASR / For vehicles with ASR (113)	006 326 11 00	
		934.233			310 769 		006 323 34 00 006 323 82 00 006 323 97 00	
		934.233 934.141 934.241 934.223			125 898 		005 323 97 00 006 323 21 00 006 323 72 00 375 323 01 00 958 323 05 00	
					131 944 		006 323 51 00 006 323 60 00 006 323 78 00 006 323 79 00 357 323 00 00 375 323 00 00	
		934.241			290 242 		006 323 45 00	
			280 940 		005 326 68 00 006 326 29 00			

Achtung: Unsere Artikel sind nur als Ersatz für die angegebenen OE-Nummern gültig. In der Spalte "Ref." ist lediglich ein Teil der OE-Nummern aufgeführt. Die vollständige Auflistung aller Vergleichsnummern finden Sie im Anhang.
 Attention: The articles are only valid as replacement for the listed OE-numbers. In the column "Ref." only a selection of OE-No. is given. The complete listing you can see in the appendix. (151)

		Baumuster Model						Ref.
--	--	--------------------	---	---	---	--	---	------

MERCEDES-BENZ

































ACTROS 2631 - 2660		04.96 -													
2653,2653 L	04.96 - 10.02	950.143			124 358			006 323 16 00							
					124 639			006 323 33 00 006 323 39 00 006 323 40 00 006 323 74 00							
					124 678			005 323 96 00 006 323 73 00 007 323 14 00 958 323 08 00 958 323 09 00							
					131 944	Achslast [t] / Axle Load [t]: 7,1	(6)	006 323 51 00 006 323 60 00 006 323 78 00 006 323 79 00 357 323 00 00 375 323 00 00							
					310 805			005 323 95 00 006 323 37 00 006 323 61 00							
							124 313			005 326 10 00					
							124 376 			005 326 14 00 006 326 05 00					
							124 567 (x4)			005 326 09 00 005 326 57 00 005 326 58 00 005 326 59 00 005 326 63 00 006 326 67 00 958 326 04 00 958 326 09 00					
							124 638 (x4)			005 326 60 00 005 326 64 00 005 326 66 00 006 326 24 00 006 326 68 00 958 326 06 00 958 326 07 00 A 005 326 66 00 A 006 326 24 00					
					950.243					131 056			006 323 51 00 375 323 00 00		
										131 944	Achslast [t] / Axle Load [t]: 7,1	(6)	006 323 51 00 006 323 60 00 006 323 78 00 006 323 79 00 357 323 00 00 375 323 00 00		
												310 807 			005 323 99 00 006 323 83 00
												124 376 			005 326 14 00 006 326 05 00
												124 360 			005 326 12 00 006 326 56 00
		124 361 								005 326 25 00 006 326 60 00					
															

Achtung: Unsere Artikel sind nur als Ersatz für die angegebenen OE-Nummern gültig. In der Spalte "Ref." ist lediglich ein Teil der OE-Nummern aufgeführt. Die vollständige Auflistung aller Vergleichsnummern finden Sie im Anhang.
 Attention: The articles are only valid as replacement for the listed OE-numbers. In the column "Ref." only a selection of OE-No. is given. The complete listing you can see in the appendix. (151)

		Baumuster Model						Ref.
--	--	--------------------	---	---	---	--	---	------

MERCEDES-BENZ

ACTROS 2631 - 2660 04.96 -





















2654, L, 2655, L, LL	04.03 -	930.143			124 567 		005 326 09 00 005 326 57 00 005 326 58 00 005 326 59 00 005 326 63 00 006 326 67 00 958 326 04 00 958 326 09 00		
		930.143 930.243			124 639 	1.VA / 1st FA	(1)	006 323 33 00 006 323 39 00 006 323 40 00 006 323 74 00	
					125 898 	1.VA / 1st FA	(1)	005 323 97 00 006 323 21 00 006 323 72 00 375 323 01 00 958 323 05 00	
					131 747 	1.VA / 1st FA	(1)	006 323 65 00 006 323 71 00 958 323 06 00 958 323 07 00 958 323 10 00 958 323 12 00	
		930.243			124 376 			005 326 14 00 006 326 05 00	
					311 669 			006 326 04 00	
					131 852 			005 326 62 00	
					131 856 			005 326 26 00	
		930.243			310 807 			005 323 99 00 006 323 83 00	
					131 854 			006 323 14 00	
					124 360 			005 326 12 00 006 326 56 00	
					131 855 			005 326 24 00	
		2654 K, LK, 2655 K, LK	04.03 -	932.141 932.143			124 639 		006 323 33 00 006 323 39 00 006 323 40 00 006 323 74 00
							124 678 		005 323 96 00 006 323 73 00 007 323 14 00 958 323 08 00 958 323 09 00
125 898 							005 323 97 00 006 323 21 00 006 323 72 00 375 323 01 00 958 323 05 00		
124 567 							005 326 09 00 005 326 57 00 005 326 58 00 005 326 59 00 005 326 63 00 006 326 67 00 958 326 04 00 958 326 09 00		

Achtung: Unsere Artikel sind nur als Ersatz für die angegebenen OE-Nummern gültig. In der Spalte "Ref." ist lediglich ein Teil der OE-Nummern aufgeführt. Die vollständige Auflistung aller Vergleichsnummern finden Sie im Anhang.

Attention: The articles are only valid as replacement for the listed OE-numbers. In the column "Ref." only a selection of OE-No. is given. The complete listing you can see in the appendix. (151)

		Baumuster Model						Ref.
--	--	--------------------	---	---	---	--	---	------







































MERCEDES-BENZ

ACTROS 2631 - 2660		04.96 -								
2657 L	04.97 - 10.02	950.243			131 944	Achslast [t] / Axle Load [t]: 7,1	(6)	006 323 51 00		
								006 323 60 00		
							310 807 			005 323 99 00
							124 376 			005 326 14 00
							124 360 			006 326 05 00
				124 361 			005 326 12 00			
							006 326 56 00			
							006 326 60 00			
2657 S	04.97 - 10.02	954.241			131 944	Achslast [t] / Axle Load [t]: 7,1	(6)	006 323 51 00		
								006 323 60 00		
								006 323 78 00		
								006 323 79 00		
								357 323 00 00		
								375 323 00 00		
2658 K	04.03 -	932.141			124 639 			006 323 33 00		
								006 323 39 00		
								006 323 40 00		
							124 678 			006 323 74 00
										005 323 96 00
							006 323 73 00			
							007 323 14 00			
							958 323 08 00			
							958 323 09 00			
					125 898 			005 323 97 00		
							006 323 21 00			
								006 323 72 00		
								375 323 01 00		
								958 323 05 00		
					124 567 			005 326 09 00		
								005 326 57 00		
								005 326 58 00		
								005 326 59 00		
								005 326 63 00		
								006 326 67 00		
								958 326 04 00		
								958 326 09 00		

Achtung: Unsere Artikel sind nur als Ersatz für die angegebenen OE-Nummern gültig. In der Spalte "Ref." ist lediglich ein Teil der OE-Nummern aufgeführt. Die vollständige Auflistung aller Vergleichsnummern finden Sie im Anhang.
 Attention: The articles are only valid as replacement for the listed OE-numbers. In the column "Ref." only a selection of OE-No. is given. The complete listing you can see in the appendix. (151)

		Baumuster Model						Ref.
--	--	--------------------	---	---	---	--	---	------





















MERCEDES-BENZ

ACTROS 2631 - 2660		04.96 -								
2658 L	04.03 -	930.243			310 807 			005 323 99 00 006 323 83 00		
					124 639 	1.VA / 1st FA	(1)	006 323 33 00 006 323 39 00 006 323 40 00 006 323 74 00		
					125 898 	1.VA / 1st FA	(1)	005 323 97 00 006 323 21 00 006 323 72 00 375 323 01 00 958 323 05 00		
					131 747 	1.VA / 1st FA	(1)	006 323 65 00 006 323 71 00 958 323 06 00 958 323 07 00 958 323 10 00 958 323 12 00		
							131 854  			006 323 14 00
								124 376 		005 326 14 00 006 326 05 00
					311 669 				006 326 04 00	
					124 360 				005 326 12 00 006 326 56 00	
								131 852  		005 326 62 00
					131 856  				005 326 26 00	
					131 855  				005 326 24 00	
			2658 LS	04.03 -	934.241			124 639 		006 323 33 00 006 323 39 00 006 323 40 00 006 323 74 00
125 898 		005 323 97 00 006 323 21 00 006 323 72 00 375 323 01 00 958 323 05 00								
131 944 		006 323 51 00 006 323 60 00 006 323 78 00 006 323 79 00 357 323 00 00 375 323 00 00								
290 242 		006 323 45 00								
							280 940 		005 326 68 00 006 326 29 00	
ACTROS 3231 - 3336		06.96 -								
3231 B 3235 B 3240 B 3243 B	04.97 - 10.02	953.304			124 639 		006 323 33 00 006 323 39 00 006 323 40 00 006 323 74 00			
					124 678 		005 323 96 00 006 323 73 00 007 323 14 00 958 323 08 00 958 323 09 00			
							124 567 (x4) 		005 326 09 00 005 326 57 00 005 326 58 00 005 326 59 00 005 326 63 00 006 326 67 00 958 326 04 00 958 326 09 00	

Achtung: Unsere Artikel sind nur als Ersatz für die angegebenen OE-Nummern gültig. In der Spalte "Ref." ist lediglich ein Teil der OE-Nummern aufgeführt. Die vollständige Auflistung aller Vergleichsnummern finden Sie im Anhang.
 Attention: The articles are only valid as replacement for the listed OE-numbers. In the column "Ref." only a selection of OE-No. is given. The complete listing you can see in the appendix. (151)

		Baumuster Model						Ref.
--	---	--------------------	---	---	---	---	---	------






MERCEDES-BENZ

ACTROS 3231 - 3336		06.96 -							
3231 K, 3232 K 3336 K	04.03 -	932.305 932.304 932.307			124 678 			005 323 96 00	
	04.03 -				124 678 			006 323 73 00	
						124 567 			007 323 14 00
								958 323 08 00	
								958 323 09 00	
3241 3244 3246 3248	04.03 -	930.306			124 678 			005 323 96 00	
	04.03 -							006 323 73 00	
	04.03 -					124 376 			007 323 14 00
	04.03 -					311 669 			958 323 08 00
						124 567 			958 323 09 00
									005 326 14 00
									006 326 05 00
							005 326 09 00		
							005 326 57 00		
							005 326 58 00		
							005 326 59 00		
							005 326 63 00		
							006 326 67 00		
							958 326 04 00		
							958 326 09 00		
					131 852 			005 326 62 00	
					131 856 			005 326 26 00	

Achtung: Unsere Artikel sind nur als Ersatz für die angegebenen OE-Nummern gültig. In der Spalte "Ref." ist lediglich ein Teil der OE-Nummern aufgeführt. Die vollständige Auflistung aller Vergleichsnummern finden Sie im Anhang.
 Attention: The articles are only valid as replacement for the listed OE-numbers. In the column "Ref." only a selection of OE-No. is given. The complete listing you can see in the appendix. (151)
















		Baumuster Model						Ref.
--	--	--------------------	---	---	---	--	---	------

MERCEDES-BENZ

ACTROS 3231 - 3336		06.96 -						
3331	04.97 - 10.02	950.162			131 944	Achslast [t] / Axle Load [t]: 7,1	(6)	006 323 51 00 006 323 60 00 006 323 78 00 006 323 79 00 357 323 00 00 375 323 00 00
					290 242	Achslast [t] / Axle Load [t]: 9	(6)	006 323 45 00
		950.163			124 358			006 323 16 00
	124 639					006 323 33 00 006 323 39 00 006 323 40 00 006 323 74 00		
	124 678					005 323 96 00 006 323 73 00 007 323 14 00 958 323 08 00 958 323 09 00		
	131 944	Achslast [t] / Axle Load [t]: 7,1			(6)	006 323 51 00 006 323 60 00 006 323 78 00 006 323 79 00 357 323 00 00 375 323 00 00		
	290 242	Achslast [t] / Axle Load [t]: 9			(6)	006 323 45 00		
	310 805					005 323 95 00 006 323 37 00 006 323 61 00		
	124 313					005 326 10 00		
	124 376 					005 326 14 00 006 326 05 00		
	124 567 (x4)					005 326 09 00 005 326 57 00 005 326 58 00 005 326 59 00 005 326 63 00 006 326 67 00 958 326 04 00 958 326 09 00		
	124 638 (x4)					005 326 60 00 005 326 64 00 005 326 66 00 006 326 24 00 006 326 68 00 958 326 06 00 958 326 07 00 A 005 326 66 00 A 006 326 24 00		

Achtung: Unsere Artikel sind nur als Ersatz für die angegebenen OE-Nummern gültig. In der Spalte "Ref." ist lediglich ein Teil der OE-Nummern aufgeführt. Die vollständige Auflistung aller Vergleichsnummern finden Sie im Anhang.
 Attention: The articles are only valid as replacement for the listed OE-numbers. In the column "Ref." only a selection of OE-No. is given. The complete listing you can see in the appendix. (151)


























MERCEDES-BENZ

ACTROS 3231 - 3336	06.96 -							
3331, 3332 3336	04.03 - 04.03 -	930.162-163		○○	124 639 	1.VA / 1st FA	(1)	006 323 33 00 006 323 39 00 006 323 40 00 006 323 74 00
					124 678 			005 323 96 00 006 323 73 00 007 323 14 00 958 323 08 00 958 323 09 00
					125 898 	1.VA / 1st FA	(1)	005 323 97 00 006 323 21 00 006 323 72 00 375 323 01 00 958 323 05 00
					131 622 	1.VA / 1st FA	(1)	006 323 54 00
					290 242 	1.VA / 1st FA	(1)	006 323 45 00
					310 805 	2.VA / 2nd FA	(2)	005 323 95 00 006 323 37 00 006 323 61 00
						○○	124 376 	
			311 669 				006 326 04 00	
			124 567 				005 326 09 00 005 326 57 00 005 326 58 00 005 326 59 00 005 326 63 00 006 326 67 00 958 326 04 00 958 326 09 00	
			124 638 				005 326 60 00 005 326 64 00 005 326 66 00 006 326 24 00 006 326 68 00 958 326 06 00 958 326 07 00 A 005 326 66 00 A 006 326 24 00	
			131 852 	Q/CDC			005 326 62 00	
			131 856 	Q/CDC			005 326 26 00	
				○○				

Achtung: Unsere Artikel sind nur als Ersatz für die angegebenen OE-Nummern gültig. In der Spalte "Ref." ist lediglich ein Teil der OE-Nummern aufgeführt. Die vollständige Auflistung aller Vergleichsnummern finden Sie im Anhang.
 Attention: The articles are only valid as replacement for the listed OE-numbers. In the column "Ref." only a selection of OE-No. is given. The complete listing you can see in the appendix. (151)

		Baumuster Model						Ref.
--	--	--------------------	---	---	---	--	---	------





















MERCEDES-BENZ

ACTROS 3231 - 3336		06.96 -													
3331 A	04.97 - 10.02	950.182			290 242	Achslast [t] / Axle Load [t]: 9	(6)	006 323 45 00							
		950.183			124 358			006 323 16 00							
					124 639			006 323 33 00 006 323 39 00 006 323 40 00 006 323 74 00							
					124 678			005 323 96 00 006 323 73 00 007 323 14 00 958 323 08 00 958 323 09 00							
					290 242	Achslast [t] / Axle Load [t]: 9	(6)	006 323 45 00							
					310 805			005 323 95 00 006 323 37 00 006 323 61 00							
							124 313			005 326 10 00					
							124 376 			005 326 14 00 006 326 05 00					
							124 567 (x4)			005 326 09 00 005 326 57 00 005 326 58 00 005 326 59 00 005 326 63 00 006 326 67 00 958 326 04 00 958 326 09 00					
							124 638 (x4)			005 326 60 00 005 326 64 00 005 326 66 00 006 326 24 00 006 326 68 00 958 326 06 00 958 326 07 00 A 005 326 66 00 A 006 326 24 00					
					3331 A, 3332 A 3336 A	04.03 - 04.03 -	930.182-183			124 639 	1.VA / 1st FA	(1)	006 323 33 00 006 323 39 00 006 323 40 00 006 323 74 00		
										290 242 	1.VA / 1st FA	(1)	006 323 45 00		
												124 376 			005 326 14 00 006 326 05 00
												311 669 			006 326 04 00
124 638 			005 326 60 00 005 326 64 00 005 326 66 00 006 326 24 00 006 326 68 00 958 326 06 00 958 326 07 00 A 005 326 66 00 A 006 326 24 00												
		131 852 						005 326 62 00							
		131 856 						005 326 26 00							
3331 AK 3331 AS 3331 K 3335 K	04.97 - 10.02 04.97 - 10.02 04.97 - 10.02 04.97 - 10.02	930.183						311 185 	1.VA / 1st FA	(1)	006 323 46 00				
		954.182						290 242	Achslast [t] / Axle Load [t]: 9	(6)	006 323 45 00				
		952.183													
		952.162													
		952.182													
952.161															
952.163															








Achtung: Unsere Artikel sind nur als Ersatz für die angegebenen OE-Nummern gültig. In der Spalte "Ref." ist lediglich ein Teil der OE-Nummern aufgeführt. Die vollständige Auflistung aller Vergleichsnummern finden Sie im Anhang.
 Attention: The articles are only valid as replacement for the listed OE-numbers. In the column "Ref." only a selection of OE-No. is given. The complete listing you can see in the appendix. (151)

		Baumuster Model						Ref.
--	--	--------------------	---	---	---	--	---	------











MERCEDES-BENZ

ACTROS 3231 - 3336		06.96 -						
3331 AK, 3332 AK	04.03 -	932.183 932.182			124 639 			006 323 33 00 006 323 39 00 006 323 40 00 006 323 74 00
					290 242 			006 323 45 00
			311 185 			006 323 46 00		
					124 638 			005 326 60 00 005 326 64 00 005 326 66 00 006 326 24 00 006 326 68 00 958 326 06 00 958 326 07 00 A 005 326 66 00 A 006 326 24 00
3331 B 3335 B	04.97 - 10.02	953.161-163			290 242	Achslast [t] / Axle Load [t]: 9	(6)	006 323 45 00
					124 639 			006 323 33 00 006 323 39 00 006 323 40 00 006 323 74 00
					124 678 			005 323 96 00 006 323 73 00 007 323 14 00 958 323 08 00 958 323 09 00
				124 567 (x4)			005 326 09 00 005 326 57 00 005 326 58 00 005 326 59 00 005 326 63 00 006 326 67 00 958 326 04 00 958 326 09 00	
3331 S	04.97 - 10.02	954.161			124 639			006 323 33 00 006 323 39 00 006 323 40 00 006 323 74 00
					131 944	Achslast [t] / Axle Load [t]: 7,1	(6)	006 323 51 00 006 323 60 00 006 323 78 00 006 323 79 00 357 323 00 00 375 323 00 00
					290 242	Achslast [t] / Axle Load [t]: 9	(6)	006 323 45 00
					310 804			005 323 91 00
					310 805			005 323 95 00 006 323 37 00 006 323 61 00
					124 313			005 326 10 00

Achtung: Unsere Artikel sind nur als Ersatz für die angegebenen OE-Nummern gültig. In der Spalte "Ref." ist lediglich ein Teil der OE-Nummern aufgeführt. Die vollständige Auflistung aller Vergleichsnummern finden Sie im Anhang.
 Attention: The articles are only valid as replacement for the listed OE-numbers. In the column "Ref." only a selection of OE-No. is given. The complete listing you can see in the appendix. (151)

		Baumuster Model						Ref.
--	--	--------------------	---	---	---	--	---	------

















MERCEDES-BENZ

ACTROS 3231 - 3336		06.96 -						
3331 S, 3332 S 3336 S	04.03 - 04.03 -	934.161		o o	124 639 		006 323 33 00 006 323 39 00 006 323 40 00 006 323 74 00	
					124 678 		005 323 96 00 006 323 73 00 007 323 14 00 958 323 08 00 958 323 09 00	
					125 898 		005 323 97 00 006 323 21 00 006 323 72 00 375 323 01 00 958 323 05 00	
					131 622 		006 323 54 00	
					290 242 		006 323 45 00	
					310 805 		005 323 95 00 006 323 37 00 006 323 61 00	
					o o	124 567 		005 326 09 00 005 326 57 00 005 326 58 00 005 326 59 00 005 326 63 00 006 326 67 00 958 326 04 00 958 326 09 00
						124 638 		005 326 60 00 005 326 64 00 005 326 66 00 006 326 24 00 006 326 68 00 958 326 06 00 958 326 07 00 A 005 326 66 00 A 006 326 24 00

Achtung: Unsere Artikel sind nur als Ersatz für die angegebenen OE-Nummern gültig. In der Spalte "Ref." ist lediglich ein Teil der OE-Nummern aufgeführt. Die vollständige Auflistung aller Vergleichsnummern finden Sie im Anhang.
 Attention: The articles are only valid as replacement for the listed OE-numbers. In the column "Ref." only a selection of OE-No. is given. The complete listing you can see in the appendix. (151)

		Baumuster Model						Ref.
--	--	--------------------	---	---	---	--	---	------







MERCEDES-BENZ

ACTROS 3231 - 3336		06.96 -							
3332 K	04.03 -	932.161			124 678			005 323 96 00	
		932.163						006 323 73 00	
	932.163 932.161/162					124 639			006 323 33 00
									006 323 39 00
						125 898			006 323 40 00
									006 323 74 00
									005 323 97 00
									006 323 21 00
		006 323 72 00							
									375 323 01 00
								958 323 05 00	
					290 242			006 323 45 00	
					310 805			005 323 95 00	
								006 323 37 00	
								006 323 61 00	
					124 678			005 323 96 00	
								006 323 73 00	
								007 323 14 00	
								958 323 08 00	
								958 323 09 00	
					124 567			005 326 09 00	
								005 326 57 00	
								005 326 58 00	
								005 326 59 00	
								005 326 63 00	
								006 326 67 00	
								958 326 04 00	
								958 326 09 00	
								005 326 60 00	
								005 326 64 00	
								005 326 66 00	
								006 326 24 00	
								006 326 68 00	
								958 326 06 00	
								958 326 07 00	
								A 005 326 66 00	
								A 006 326 24 00	
3335 3335 S	04.97 - 10.02	954.161			131 944		Achslast [t] / Axle Load [t]: 7,1	(6) 006 323 51 00	
	04.97 - 10.02	950.162						006 323 60 00	
								006 323 78 00	
								006 323 79 00	
								357 323 00 00	
								375 323 00 00	
					290 242			(6) 006 323 45 00	

Achtung: Unsere Artikel sind nur als Ersatz für die angegebenen OE-Nummern gültig. In der Spalte "Ref." ist lediglich ein Teil der OE-Nummern aufgeführt. Die vollständige Auflistung aller Vergleichsnummern finden Sie im Anhang.
 Attention: The articles are only valid as replacement for the listed OE-numbers. In the column "Ref." only a selection of OE-No. is given. The complete listing you can see in the appendix. (151)








		Baumuster Model						Ref.
--	--	--------------------	---	---	---	--	---	------

MERCEDES-BENZ

ACTROS 3340 - 3360		06.96 -								
3340	04.97 - 10.02	950.162			131 944	Achslast [t] / Axle Load [t]: 7,1	(6)	006 323 51 00		
3343	04.97 - 10.02							006 323 60 00		
3348	04.97 - 10.02							006 323 78 00		
3353	04.97 - 10.02							006 323 79 00 357 323 00 00 375 323 00 00		
		950.163			290 242	Achslast [t] / Axle Load [t]: 9	(6)	006 323 45 00		
					124 358					006 323 16 00
					124 639					006 323 33 00 006 323 39 00 006 323 40 00 006 323 74 00
					124 678					005 323 96 00 006 323 73 00 007 323 14 00 958 323 08 00 958 323 09 00
					131 944			Achslast [t] / Axle Load [t]: 7,1	(6)	006 323 51 00 006 323 60 00 006 323 78 00 006 323 79 00 357 323 00 00 375 323 00 00
					290 242			Achslast [t] / Axle Load [t]: 9	(6)	006 323 45 00
					310 805					005 323 95 00 006 323 37 00 006 323 61 00
					124 313					005 326 10 00
					124 376					005 326 14 00 006 326 05 00
					124 567			(x4)		005 326 09 00 005 326 57 00 005 326 58 00 005 326 59 00 005 326 63 00 006 326 67 00 958 326 04 00 958 326 09 00
					124 638			(x4)		005 326 60 00 005 326 64 00 005 326 66 00 006 326 24 00 006 326 68 00 958 326 06 00 958 326 07 00 A 005 326 66 00 A 006 326 24 00

Achtung: Unsere Artikel sind nur als Ersatz für die angegebenen OE-Nummern gültig. In der Spalte "Ref." ist lediglich ein Teil der OE-Nummern aufgeführt. Die vollständige Auflistung aller Vergleichsnummern finden Sie im Anhang.
 Attention: The articles are only valid as replacement for the listed OE-numbers. In the column "Ref." only a selection of OE-No. is given. The complete listing you can see in the appendix. (151)











MERCEDES-BENZ

ACTROS 3340 - 3360		06.96 -							
3340 A	04.97 - 10.02	950.182		○ ○	290 242	Achslast [t] / Axle Load [t]: 9	(6)	006 323 45 00	
		950.183		○ ○	124 358				006 323 16 00
					124 639				006 323 33 00 006 323 39 00 006 323 40 00 006 323 74 00
					124 678				005 323 96 00 006 323 73 00 007 323 14 00 958 323 08 00 958 323 09 00
					290 242	Achslast [t] / Axle Load [t]: 9	(6)	006 323 45 00	
					310 805			005 323 95 00 006 323 37 00 006 323 61 00	
			○ ○	124 313				005 326 10 00	
				124 376 ●●				005 326 14 00 006 326 05 00	
				124 567 (x4)				005 326 09 00 005 326 57 00 005 326 58 00 005 326 59 00 005 326 63 00 006 326 67 00 958 326 04 00 958 326 09 00	
				124 638 (x4)				005 326 60 00 005 326 64 00 005 326 66 00 006 326 24 00 006 326 68 00 958 326 06 00 958 326 07 00 A 005 326 66 00 A 006 326 24 00	
				290 242	Achslast [t] / Axle Load [t]: 9	(6)	006 323 45 00		
		3340 AK	04.97 - 10.02	954.182		○ ○	290 242	Achslast [t] / Axle Load [t]: 9	(6)
3340 AS	04.97 - 10.02	952.183		○ ○					
3343 AS	04.97 - 10.02	952.182							
3343 K	04.97 - 10.02	952.161							
3348 AS	04.97 - 10.02	952.163							
3348 K	04.97 - 10.02	952.163							
3340 B	04.97 - 10.02	953.161-163		○ ○	290 242	Achslast [t] / Axle Load [t]: 9	(6)	006 323 45 00	
				○ ○	124 639 ●●				006 323 33 00 006 323 39 00 006 323 40 00 006 323 74 00
				○ ○	124 678 ●●●●				005 323 96 00 006 323 73 00 007 323 14 00 958 323 08 00 958 323 09 00
					○ ○	124 567 (x4)			005 326 09 00 005 326 57 00 005 326 58 00 005 326 59 00 005 326 63 00 006 326 67 00 958 326 04 00 958 326 09 00

Achtung: Unsere Artikel sind nur als Ersatz für die angegebenen OE-Nummern gültig. In der Spalte "Ref." ist lediglich ein Teil der OE-Nummern aufgeführt. Die vollständige Auflistung aller Vergleichsnummern finden Sie im Anhang.
 Attention: The articles are only valid as replacement for the listed OE-numbers. In the column "Ref." only a selection of OE-No. is given. The complete listing you can see in the appendix. (151)






































		Baumuster Model						Ref.
--	--	--------------------	---	---	---	--	---	------

MERCEDES-BENZ

ACTROS 3340 - 3360		06.96 -						
3340 K	04.97 - 10.02	952.162/163			290 242	Achslast [t] / Axle Load [t]: 9	(6)	006 323 45 00
		952.161			124 678			005 323 96 00 006 323 73 00 007 323 14 00 958 323 08 00 958 323 09 00
		952.163			124 567 (x4)			005 326 09 00 005 326 57 00 005 326 58 00 005 326 59 00 005 326 63 00 006 326 67 00 958 326 04 00 958 326 09 00
3340 S 3343 S 3348 S 3353 S 3357 S	04.97 - 10.02 04.97 - 10.02 04.97 - 10.02 04.97 - 10.02 04.97 - 10.02	954.161			124 639			006 323 33 00 006 323 39 00 006 323 40 00 006 323 74 00
131 944	Achslast [t] / Axle Load [t]: 7,1				(6)	006 323 51 00 006 323 60 00 006 323 78 00 006 323 79 00 357 323 00 00 375 323 00 00		
290 242	Achslast [t] / Axle Load [t]: 9				(6)	006 323 45 00		
310 804						005 323 91 00		
310 805						005 323 95 00 006 323 37 00 006 323 61 00		
			124 313					005 326 10 00

Achtung: Unsere Artikel sind nur als Ersatz für die angegebenen OE-Nummern gültig. In der Spalte "Ref." ist lediglich ein Teil der OE-Nummern aufgeführt. Die vollständige Auflistung aller Vergleichsnummern finden Sie im Anhang.
 Attention: The articles are only valid as replacement for the listed OE-numbers. In the column "Ref." only a selection of OE-No. is given. The complete listing you can see in the appendix. (151)



















MERCEDES-BENZ

ACTROS 3340 - 3360		06.96 -											
3341 3344 3346 3350, 3351 3354, 3355	04.03 - 04.03 - 04.03 - 04.03 - 04.03 -	930.162-163	 	 	124 639 	1.VA / 1st FA	(1)	006 323 33 00 006 323 39 00 006 323 40 00 006 323 74 00					
					124 678 			005 323 96 00 006 323 73 00 007 323 14 00 958 323 08 00 958 323 09 00					
					125 898 	1.VA / 1st FA	(1)	005 323 97 00 006 323 21 00 006 323 72 00 375 323 01 00 958 323 05 00					
					131 622 	1.VA / 1st FA	(1)	006 323 54 00					
					290 242 	1.VA / 1st FA	(1)	006 323 45 00					
					310 805 	2.VA / 2nd FA	(2)	005 323 95 00 006 323 37 00 006 323 61 00					
					124 376 			005 326 14 00 006 326 05 00					
					311 669 			006 326 04 00					
					124 567 			005 326 09 00 005 326 57 00 005 326 58 00 005 326 59 00 005 326 63 00 006 326 67 00 958 326 04 00 958 326 09 00					
					124 638 			005 326 60 00 005 326 64 00 005 326 66 00 006 326 24 00 006 326 68 00 958 326 06 00 958 326 07 00 A 005 326 66 00 A 006 326 24 00					
					131 852  			005 326 62 00					
					131 856  			005 326 26 00					
					3341 A 3344 A 3346 A 3348 A	04.03 - 04.03 - 04.03 - 04.03 -	930.182-183	 	 	124 639 	1.VA / 1st FA	(1)	006 323 33 00 006 323 39 00 006 323 40 00 006 323 74 00
										290 242 	1.VA / 1st FA	(1)	006 323 45 00
124 376 			005 326 14 00 006 326 05 00										
311 669 			006 326 04 00										
124 638 			005 326 60 00 005 326 64 00 005 326 66 00 006 326 24 00 006 326 68 00 958 326 06 00 958 326 07 00 A 005 326 66 00 A 006 326 24 00										
131 852  			005 326 62 00										
131 856  			005 326 26 00										
311 185 	1.VA / 1st FA	(1)	006 323 46 00										
		930.183	 	 	311 185 	1.VA / 1st FA	(1)	006 323 46 00					

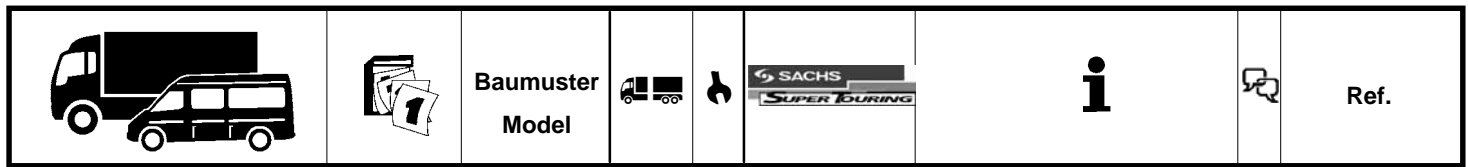
Achtung: Unsere Artikel sind nur als Ersatz für die angegebenen OE-Nummern gültig. In der Spalte "Ref." ist lediglich ein Teil der OE-Nummern aufgeführt. Die vollständige Auflistung aller Vergleichsnummern finden Sie im Anhang.
 Attention: The articles are only valid as replacement for the listed OE-numbers. In the column "Ref." only a selection of OE-No. is given. The complete listing you can see in the appendix. (151)

		Baumuster Model						Ref.
--	--	--------------------	---	---	---	--	---	------

MERCEDES-BENZ

ACTROS 3340 - 3360		06.96 -								
3341 S 3344 S 3346 S 3348 S 3351 S	04.03 - 04.03 - 04.03 - 04.03 - 04.03 -	934.161			124 639 			006 323 33 00 006 323 39 00 006 323 40 00 006 323 74 00		
					124 678 			005 323 96 00 006 323 73 00 007 323 14 00 958 323 08 00 958 323 09 00		
					125 898 			005 323 97 00 006 323 21 00 006 323 72 00 375 323 01 00 958 323 05 00		
					131 622 			006 323 54 00		
					290 242 			006 323 45 00		
					310 805 			005 323 95 00 006 323 37 00 006 323 61 00		
							124 567 			005 326 09 00 005 326 57 00 005 326 58 00 005 326 59 00 005 326 63 00 006 326 67 00 958 326 04 00 958 326 09 00
							124 638 			005 326 60 00 005 326 64 00 005 326 66 00 006 326 24 00 006 326 68 00 958 326 06 00 958 326 07 00 A 005 326 66 00 A 006 326 24 00
							290 242	Achslast [t] / Axle Load [t]: 9	(6)	006 323 45 00
					3343 AK	04.97 - 10.02	952.182			124 639
952.183			290 242	Achslast [t] / Axle Load [t]: 9			(6)	006 323 45 00		
			124 638					005 326 60 00 005 326 64 00 005 326 66 00 006 326 24 00 006 326 68 00 958 326 06 00 958 326 07 00 A 005 326 66 00 A 006 326 24 00		








Achtung: Unsere Artikel sind nur als Ersatz für die angegebenen OE-Nummern gültig. In der Spalte "Ref." ist lediglich ein Teil der OE-Nummern aufgeführt. Die vollständige Auflistung aller Vergleichsnummern finden Sie im Anhang.
 Attention: The articles are only valid as replacement for the listed OE-numbers. In the column "Ref." only a selection of OE-No. is given. The complete listing you can see in the appendix. (151)























MERCEDES-BENZ

ACTROS 3340 - 3360		06.96 -					
3348	04.03 -	930.162-163			124 639	1.VA / 1st FA	(1) 006 323 33 00 006 323 39 00 006 323 40 00 006 323 74 00
					124 678	1.VA / 1st FA	(1) 005 323 96 00 006 323 73 00 007 323 14 00 958 323 08 00 958 323 09 00
					125 898	1.VA / 1st FA	(1) 005 323 97 00 006 323 21 00 006 323 72 00 375 323 01 00 958 323 05 00
					131 622	1.VA / 1st FA	(1) 006 323 54 00
					290 242	1.VA / 1st FA	(1) 006 323 45 00
					310 805	2.VA / 2nd FA	(2) 005 323 95 00 006 323 37 00 006 323 61 00
					124 376		005 326 14 00 006 326 05 00
					311 669		006 326 04 00
					124 567		005 326 09 00 005 326 57 00 005 326 58 00 005 326 59 00 005 326 63 00 006 326 67 00 958 326 04 00 958 326 09 00
					124 638		005 326 60 00 005 326 64 00 005 326 66 00 006 326 24 00 006 326 68 00 958 326 06 00 958 326 07 00 A 005 326 66 00 A 006 326 24 00
					131 852		005 326 62 00
					131 856		005 326 26 00
3348 AK 3353 AS	04.97 - 10.02	954.182			124 639		006 323 33 00 006 323 39 00 006 323 40 00 006 323 74 00
	04.97 - 10.02	952.182			290 242	Achslast [t] / Axle Load [t]: 9	(6) 006 323 45 00
					124 638 (x4)		005 326 60 00 005 326 64 00 005 326 66 00 006 326 24 00 006 326 68 00 958 326 06 00 958 326 07 00 A 005 326 66 00 A 006 326 24 00
3357	04.97 - 10.02	950.162			131 944	Achslast [t] / Axle Load [t]: 7,1	(6) 006 323 51 00 006 323 60 00 006 323 78 00 006 323 79 00 357 323 00 00 375 323 00 00
					290 242	Achslast [t] / Axle Load [t]: 9	(6) 006 323 45 00

Achtung: Unsere Artikel sind nur als Ersatz für die angegebenen OE-Nummern gültig. In der Spalte "Ref." ist lediglich ein Teil der OE-Nummern aufgeführt. Die vollständige Auflistung aller Vergleichsnummern finden Sie im Anhang.
 Attention: The articles are only valid as replacement for the listed OE-numbers. In the column "Ref." only a selection of OE-No. is given. The complete listing you can see in the appendix. (151)

		Baumuster Model						Ref.
--	--	--------------------	---	---	---	--	---	------










































MERCEDES-BENZ

ACTROS 3340 - 3360		06.96 -						
3360	04.03 -	930.162			124 639 	1.VA / 1st FA	(1)	006 323 33 00 006 323 39 00 006 323 40 00 006 323 74 00
					124 678 			005 323 96 00 006 323 73 00 007 323 14 00 958 323 08 00 958 323 09 00
					125 898 	1.VA / 1st FA	(1)	005 323 97 00 006 323 21 00 006 323 72 00 375 323 01 00 958 323 05 00
					131 622 	1.VA / 1st FA	(1)	006 323 54 00
					290 242 	1.VA / 1st FA	(1)	006 323 45 00
					310 805 	2.VA / 2nd FA	(2)	005 323 95 00 006 323 37 00 006 323 61 00
					124 376 			005 326 14 00 006 326 05 00
					311 669 			006 326 04 00
					124 567 			005 326 09 00 005 326 57 00 005 326 58 00 005 326 59 00 005 326 63 00 006 326 67 00 958 326 04 00 958 326 09 00
					124 638 			005 326 60 00 005 326 64 00 005 326 66 00 006 326 24 00 006 326 68 00 958 326 06 00 958 326 07 00 A 005 326 66 00 A 006 326 24 00
		131 852 			005 326 62 00			
		131 856 			005 326 26 00			

Achtung: Unsere Artikel sind nur als Ersatz für die angegebenen OE-Nummern gültig. In der Spalte "Ref." ist lediglich ein Teil der OE-Nummern aufgeführt. Die vollständige Auflistung aller Vergleichsnummern finden Sie im Anhang.
 Attention: The articles are only valid as replacement for the listed OE-numbers. In the column "Ref." only a selection of OE-No. is given. The complete listing you can see in the appendix. (151)

		Baumuster Model						Ref.
--	--	--------------------	---	---	---	--	---	------























MERCEDES-BENZ

ACTROS 4140 - 4160		06.96 -						
4140 AK 4140 K, 8x6/4	04.03 - 04.03 -	932.325 932.336			125 898 		005 323 97 00 006 323 21 00 006 323 72 00 375 323 01 00 958 323 05 00	
					124 678  		005 323 96 00 006 323 73 00 007 323 14 00 958 323 08 00 958 323 09 00	
					310 805  		005 323 95 00 006 323 37 00 006 323 61 00	
					124 678  		005 323 96 00 006 323 73 00 007 323 14 00 958 323 08 00 958 323 09 00	
					310 805  		005 323 95 00 006 323 37 00 006 323 61 00	
					124 638 		005 326 60 00 005 326 64 00 005 326 66 00 006 326 24 00 006 326 68 00 958 326 06 00 958 326 07 00 A 005 326 66 00 A 006 326 24 00	
4140 B	04.97 - 10.02	953.314			124 639  		006 323 33 00 006 323 39 00 006 323 40 00 006 323 74 00	
					124 678   		005 323 96 00 006 323 73 00 007 323 14 00 958 323 08 00 958 323 09 00	
						124 567 (x4)		005 326 09 00 005 326 57 00 005 326 58 00 005 326 59 00 005 326 63 00 006 326 67 00 958 326 04 00 958 326 09 00
			953.317			125 898  		005 323 97 00 006 323 21 00 006 323 72 00 375 323 01 00 958 323 05 00
						310 805  		005 323 95 00 006 323 37 00 006 323 61 00
						124 678   		005 323 96 00 006 323 73 00 007 323 14 00 958 323 08 00 958 323 09 00
				124 567 (x4)		005 326 09 00 005 326 57 00 005 326 58 00 005 326 59 00 005 326 63 00 006 326 67 00 958 326 04 00 958 326 09 00		

Achtung: Unsere Artikel sind nur als Ersatz für die angegebenen OE-Nummern gültig. In der Spalte "Ref." ist lediglich ein Teil der OE-Nummern aufgeführt. Die vollständige Auflistung aller Vergleichsnummern finden Sie im Anhang.
Attention: The articles are only valid as replacement for the listed OE-numbers. In the column "Ref." only a selection of OE-No. is given. The complete listing you can see in the appendix. (151)

		Baumuster Model						Ref.
--	--	--------------------	---	---	---	--	---	------

































MERCEDES-BENZ

ACTROS 4140 - 4160		06.96 -						
4140 K, 8x4/4 4144 K	04.03 -	932.314			125 898 		005 323 97 00 006 323 21 00 007 323 14 00 958 323 01 00 958 323 05 00	
	04.03 -	932.317			124 678  		005 323 96 00 006 323 73 00 007 323 14 00 958 323 08 00 958 323 09 00	
		932.315			310 805  		005 323 95 00 006 323 37 00 006 323 61 00	
					124 678  		005 323 96 00 006 323 73 00 007 323 14 00 958 323 08 00 958 323 09 00	
					310 805  		005 323 95 00 006 323 37 00 006 323 61 00	
						124 567 		005 326 09 00 005 326 57 00 005 326 58 00 005 326 59 00 005 326 63 00 006 326 67 00 958 326 04 00 958 326 09 00
						124 638 		005 326 60 00 005 326 64 00 005 326 66 00 006 326 24 00 006 326 68 00 958 326 06 00 958 326 07 00 A 005 326 66 00 A 006 326 24 00
	4143 AK	04.97 - 10.02	952.336			124 678   		005 323 96 00 006 323 73 00 007 323 14 00 958 323 08 00 958 323 09 00
								

Achtung: Unsere Artikel sind nur als Ersatz für die angegebenen OE-Nummern gültig. In der Spalte "Ref." ist lediglich ein Teil der OE-Nummern aufgeführt. Die vollständige Auflistung aller Vergleichsnummern finden Sie im Anhang.
 Attention: The articles are only valid as replacement for the listed OE-numbers. In the column "Ref." only a selection of OE-No. is given. The complete listing you can see in the appendix. (151)

		Baumuster Model						Ref.
--	--	--------------------	---	---	---	--	---	------



































































MERCEDES-BENZ

ATEGO (allgemein)											
1823 - 2628				○○ ○	131 622			006 323 54 00			
					131 747			006 323 65 00			
								006 323 71 00			
								958 323 06 00			
								958 323 07 00			
						958 323 10 00					
						958 323 12 00					
						131 854 				006 323 14 00	
							○○ ○	131 534			004 326 99 00
							○○ ○	312 644 	Achsausführung / Axle Version: Hendrickson	(4)	
				○○ ○	131 852 			005 326 62 00			
				○○ ○	131 853 			005 326 61 00			
				○○ ○	131 855 			005 326 24 00			
				○○ ○	131 856 			005 326 26 00			
ATEGO 712 - 717											
712-1528				○○ ○	131 950			972 323 01 00			
					280 929			972 323 03 00			
								970 323 00 00			
								970 323 03 00			
						970 323 07 00					
						970 323 10 00					
							○○ ○	131 739			970 326 01 00
				○○ ○	131 748			006 326 73 00			
				○○ ○				974 326 01 00			
				○○ ○	131 929			006 326 81 00			
				○○ ○				972 326 00 00			
				○○ ○				972 326 02 00			
712	01.98 - 10.04	970.001-003		○○ ○	125 911 	->Chass. K 735343 Langes Fahrerhaus / Long cab	(60)	970 326 00 00			
		970.005						970 326 02 00			
		970.001-003		○○ ○	280 929 	Langes Fahrerhaus / Long cab	(60)	970 323 00 00			
		970.005					970 323 03 00				
		970.011-013 970.015 930.017					970 323 07 00				
						970 323 10 00					
		970.001-003		○○ ○	125 909 	Kurzes Fahrerhaus / Short cab	(59)	974 323 00 00			
		970.005					974 323 06 00				
		970.011-013		○○ ○	311 186 	Langes Fahrerhaus / Long cab	(60)	975 323 00 00			
		970.015					970 326 07 00				
970.017			311 666 			006 326 71 00					
						974 326 10 00					
						A 006 326 71 00					
970.011-013		○○ ○	125 911 	Langes Fahrerhaus / Long cab	(60)	970 326 00 00					
970.015					970 326 02 00						
970.017						970 326 02 00					
712, 713	10.04 -	970.001-003		○○ ○	125 911 	->Chass. K 735343 Langes Fahrerhaus / Long cab	(60)	970 326 00 00			
		970.005						970 326 02 00			
		970.001-003		○○ ○	125 909 	Kurzes Fahrerhaus / Short cab	(59)	974 323 00 00			
		970.005					974 323 06 00				
		970.011-013					975 323 00 00				
		970.015		○○ ○	280 929 	Langes Fahrerhaus / Long cab	(60)	970 323 00 00			
		970.017					970 323 03 00				
								970 323 07 00			
								970 323 10 00			
				○○ ○	311 186 	Langes Fahrerhaus / Long cab	(60)	970 326 07 00			
			311 666 			006 326 71 00					
						974 326 10 00					
						A 006 326 71 00					
970.011-013		○○ ○	125 911 	Langes Fahrerhaus / Long cab	(60)	970 326 00 00					
970.015					970 326 02 00						
970.017						970 326 02 00					

Achtung: Unsere Artikel sind nur als Ersatz für die angegebenen OE-Nummern gültig. In der Spalte "Ref." ist lediglich ein Teil der OE-Nummern aufgeführt. Die vollständige Auflistung aller Vergleichsnummern finden Sie im Anhang.
 Attention: The articles are only valid as replacement for the listed OE-numbers. In the column "Ref." only a selection of OE-No. is given. The complete listing you can see in the appendix. (151)

		Baumuster Model						Ref.
--	--	--------------------	---	---	---	--	---	------



























































MERCEDES-BENZ

ATEGO 712 - 717								
714, 714L	01.98 - 10.04	970.001-003 970.005			125 911 	->Chass. K 735343 Langes Fahrerhaus / Long cab	(60)	970 326 00 00 970 326 02 00
		970.001-003 970.005 970.011-013 970.015 970.017			125 909 	Kurzes Fahrerhaus / Short cab	(59)	974 323 00 00 974 323 06 00 975 323 00 00
		970.001-003 970.005 970.011-013 970.015 970.017			311 186 	Langes Fahrerhaus / Long cab	(60)	970 326 07 00
		970.001-003 970.005 970.011-013 970.015 970.017			280 929 	Langes Fahrerhaus / Long cab	(60)	970 323 00 00 970 323 03 00 970 323 07 00 970 323 10 00
		970.011-013 970.015 970.017 970.203 970.205 970.213 970.215 970.217			311 666 			006 326 71 00 974 326 10 00 A 006 326 71 00
		970.011-013 970.015 970.017			125 911 	Langes Fahrerhaus / Long cab	(60)	970 326 00 00 970 326 02 00
		970.213 970.215 970.217			131 739 	Langes Fahrerhaus / Long cab	(60)	970 326 01 00
		972.011			280 929 	Langes Fahrerhaus / Long cab	(60)	970 323 00 00 970 323 03 00 970 323 07 00 970 323 10 00
		714 K 717 K	01.98 - 10.04 01.98 - 10.04				125 911 	Langes Fahrerhaus / Long cab
					311 186 	Langes Fahrerhaus / Long cab	(60)	970 326 07 00
715,715 L 715, 715 L, 716, 716 L	01.98 - 10.04 10.04 -	970.001-003 970.005			125 909 	Kurzes Fahrerhaus / Short cab	(59)	974 323 00 00 974 323 06 00 975 323 00 00
					125 911 	->Chass. K 735343 Langes Fahrerhaus / Long cab	(60)	970 326 00 00 970 326 02 00
					311 186 	Langes Fahrerhaus / Long cab	(60)	970 326 07 00
		970.001-003 970.005 970.203 970.205			280 929 	Langes Fahrerhaus / Long cab	(60)	970 323 00 00 970 323 03 00 970 323 07 00 970 323 10 00
					311 666 			006 326 71 00 974 326 10 00 A 006 326 71 00
		970.203 970.205			131 739 	Langes Fahrerhaus / Long cab	(60)	970 326 01 00
		970.011-013 970.015 970.017			125 909 	Kurzes Fahrerhaus / Short cab	(59)	974 323 00 00 974 323 06 00 975 323 00 00
			125 911 	Langes Fahrerhaus / Long cab	(60)	970 326 00 00 970 326 02 00		
			311 186 	Langes Fahrerhaus / Long cab	(60)	970 326 07 00		
970.011-013 970.015 970.017 970.213 970.215 970.217			280 929 	Langes Fahrerhaus / Long cab	(60)	970 323 00 00 970 323 03 00 970 323 07 00 970 323 10 00		
			311 666 			006 326 71 00 974 326 10 00 A 006 326 71 00		
970.213 970.215 970.217			131 739 	Langes Fahrerhaus / Long cab	(60)	970 326 01 00		

Achtung: Unsere Artikel sind nur als Ersatz für die angegebenen OE-Nummern gültig. In der Spalte "Ref." ist lediglich ein Teil der OE-Nummern aufgeführt. Die vollständige Auflistung aller Vergleichsnummern finden Sie im Anhang.
 Attention: The articles are only valid as replacement for the listed OE-numbers. In the column "Ref." only a selection of OE-No. is given. The complete listing you can see in the appendix. (151)

		Baumuster Model						Ref.
--	---	----------------------------	---	---	---	---	---	-------------









































































MERCEDES-BENZ

ATEGO 812 - 824								
812 812, 813	01.98 - 10.04 10.04 -	970.011-013 970.015 970.017			125 909 	Kurzes Fahrerhaus / Short cab	(59)	974 323 00 00 974 323 06 00 975 323 00 00
					280 929 	Langes Fahrerhaus / Long cab	(60)	970 323 00 00 970 323 03 00 970 323 07 00 970 323 10 00
					125 911 	Langes Fahrerhaus / Long cab	(60)	970 326 00 00 970 326 02 00
					311 186 	Langes Fahrerhaus / Long cab	(60)	970 326 07 00
814, 814 L 815,815 L, 8 t 817,817 L, 8 t 818, 818 L, 8 t	01.98 - 10.04 01.98 - 10.04	970.021-023 970.025 970.027			125 911 	Langes Fahrerhaus / Long cab	(60)	970 326 00 00 970 326 02 00
					311 186 	Langes Fahrerhaus / Long cab	(60)	970 326 07 00
	01.98 - 10.04 10.04 -	970.021-023 970.025 970.027 970.223 970.225 970.227			280 929 	Langes Fahrerhaus / Long cab	(60)	970 323 00 00 970 323 03 00 970 323 07 00 970 323 10 00
					311 666 			006 326 71 00 974 326 10 00 A 006 326 71 00
	970.223 970.225 970.227			131 739 	Langes Fahrerhaus / Long cab	(60)	970 326 01 00	
814 K, 7,49 t	01.98 - 10.04	972.011			280 929 	Langes Fahrerhaus / Long cab	(60)	970 323 00 00 970 323 03 00 970 323 07 00 970 323 10 00
							125 911 	Langes Fahrerhaus / Long cab
			311 186 	Langes Fahrerhaus / Long cab			(60)	970 326 07 00
814 K, 8 t 823 K	01.98 - 10.04 01.98 - 10.04	972.021			280 929 	Langes Fahrerhaus / Long cab	(60)	970 323 00 00 970 323 03 00 970 323 07 00 970 323 10 00
							125 911 	Langes Fahrerhaus / Long cab
			311 186 	Langes Fahrerhaus / Long cab			(60)	970 326 07 00
815,815 L, 7,49 t 817,817 L, 7,49 t 818, 818 L, 7,49 t	01.98 - 10.04 01.98 - 10.04	970.011-013 970.015 970.017			125 909 	Kurzes Fahrerhaus / Short cab	(59)	974 323 00 00 974 323 06 00 975 323 00 00
							125 911 	Langes Fahrerhaus / Long cab
			311 186 	Langes Fahrerhaus / Long cab			(60)	970 326 07 00
			970.011-013 970.015 970.017 970.211-213 970.215 970.217			280 929 	Langes Fahrerhaus / Long cab	(60)
						311 666 		
			970.211-213 970.215 970.217			131 739 	Langes Fahrerhaus / Long cab	(60)
815 F	01.98 - 10.04	976.011-013			280 929 	Langes Fahrerhaus / Long cab	(60)	970 323 00 00 970 323 03 00 970 323 07 00 970 323 10 00
							125 911 	Langes Fahrerhaus / Long cab
			311 186 	Langes Fahrerhaus / Long cab			(60)	970 326 07 00

Achtung: Unsere Artikel sind nur als Ersatz für die angegebenen OE-Nummern gültig. In der Spalte "Ref." ist lediglich ein Teil der OE-Nummern aufgeführt. Die vollständige Auflistung aller Vergleichsnummern finden Sie im Anhang.
 Attention: The articles are only valid as replacement for the listed OE-numbers. In the column "Ref." only a selection of OE-No. is given. The complete listing you can see in the appendix. (151)

		Baumuster Model						Ref.
--	--	--------------------	---	---	---	--	---	------

MERCEDES-BENZ


























































ATEGO 812 - 824								
815 K, 7,49 t 815 K, 816 K, 7,49 t 817 K, 7,49 t 818 K, 7,49 t 822 K, 7,49 t	01.98 - 10.04 10.04 - 01.98 - 10.04 10.04 - 10.04 -	972.011-012			280 929 	Langes Fahrerhaus / Long cab	(60)	970 323 00 00 970 323 03 00 970 323 07 00 970 323 10 00
					125 911 	Langes Fahrerhaus / Long cab	(60)	970 326 00 00 970 326 02 00
					311 186 	Langes Fahrerhaus / Long cab	(60)	970 326 07 00
815 K, 8 t 815 K, 816 K, 8 t 817 K, 8 t 818 K, 8 t 822 K, 8 t	01.98 - 10.04 10.04 - 01.98 - 10.04 10.04 - 10.04 -	972.021-022			280 929 	Langes Fahrerhaus / Long cab	(60)	970 323 00 00 970 323 03 00 970 323 07 00 970 323 10 00
					125 911 	Langes Fahrerhaus / Long cab	(60)	970 326 00 00 970 326 02 00
					311 186 	Langes Fahrerhaus / Long cab	(60)	970 326 07 00
815, 815 L, 816, 816 L	10.04 -	970.011-013 970.015 970.017 970.021			125 911 	Langes Fahrerhaus / Long cab	(60)	970 326 00 00 970 326 02 00
					311 186 	Langes Fahrerhaus / Long cab	(60)	970 326 07 00
		970.011-013 970.015 970.017 970.021			280 929 	Langes Fahrerhaus / Long cab	(60)	970 323 00 00 970 323 03 00 970 323 07 00 970 323 10 00
					311 666 			006 326 71 00 974 326 10 00 A 006 326 71 00
		970.011-013 970.015 970.017 970.217			125 909 	Kurzes Fahrerhaus / Short cab	(59)	974 323 00 00 974 323 06 00 975 323 00 00
					131 739 	Langes Fahrerhaus / Long cab	(60)	970 326 01 00
816, 816 L	10.04 -	970.021-023 970.027			125 911 	Langes Fahrerhaus / Long cab	(60)	970 326 00 00 970 326 02 00
					311 186 	Langes Fahrerhaus / Long cab	(60)	970 326 07 00
		970.021-023 970.027 970.223 970.225 970.227			280 929 	Langes Fahrerhaus / Long cab	(60)	970 323 00 00 970 323 03 00 970 323 07 00 970 323 10 00
					311 666 			006 326 71 00 974 326 10 00 A 006 326 71 00
				131 739 	Langes Fahrerhaus / Long cab	(60)	970 326 01 00	
822, 822 L, 7,49 t	10.04 -	970.011-013 970.015 970.017			125 909 	Kurzes Fahrerhaus / Short cab	(59)	974 323 00 00 974 323 06 00 975 323 00 00
					125 911 	->Chass. K 735343 Langes Fahrerhaus / Long cab	(60)	970 326 00 00 970 326 02 00
				125 911 	Langes Fahrerhaus / Long cab	(60)	970 326 00 00 970 326 02 00	
				311 186 	Langes Fahrerhaus / Long cab	(60)	970 326 07 00	
		970.011-013 970.015 970.017 970.211-213 970.215 970.217			280 929 	Langes Fahrerhaus / Long cab	(60)	970 323 00 00 970 323 03 00 970 323 07 00 970 323 10 00
					311 666 			006 326 71 00 974 326 10 00 A 006 326 71 00
				131 739 	Langes Fahrerhaus / Long cab	(60)	970 326 01 00	

Achtung: Unsere Artikel sind nur als Ersatz für die angegebenen OE-Nummern gültig. In der Spalte "Ref." ist lediglich ein Teil der OE-Nummern aufgeführt. Die vollständige Auflistung aller Vergleichsnummern finden Sie im Anhang.

Attention: The articles are only valid as replacement for the listed OE-numbers. In the column "Ref." only a selection of OE-No. is given. The complete listing you can see in the appendix. (151)

		Baumuster Model						Ref.
--	--	----------------------------	---	---	---	--	---	-------------











































































MERCEDES-BENZ

ATEGO 812 - 824								
822, 822 L, 8 t	10.04 -	970.017			125 909 	Kurzes Fahrerhaus / Short cab	(59)	974 323 00 00 974 323 06 00 975 323 00 00
		970.017 970.021-023 970.027			125 911 	Langes Fahrerhaus / Long cab	(60)	970 326 00 00 970 326 02 00
		970.017 970.021-023 970.027			311 186 	Langes Fahrerhaus / Long cab	(60)	970 326 07 00
		970.017 970.021-023 970.027 970.211-213 970.215 970.223 970.225 970.227			280 929 	Langes Fahrerhaus / Long cab	(60)	970 323 00 00 970 323 03 00 970 323 07 00 970 323 10 00
		970.211-213 970.215 970.223 970.225 970.227			311 666 			006 326 71 00 974 326 10 00 A 006 326 71 00
		970.211-213 970.215 970.223 970.225 970.227			131 739 	Langes Fahrerhaus / Long cab	(60)	970 326 01 00
823,823 L	01.98 - 10.04	970.022-023 970.025 970.027			125 911 	Langes Fahrerhaus / Long cab	(60)	970 326 00 00 970 326 02 00
		970.022-023 970.025 970.027			311 186 	Langes Fahrerhaus / Long cab	(60)	970 326 07 00
		970.022-023 970.025 970.027 970.221-223 970.225 970.227			280 929 	Langes Fahrerhaus / Long cab	(60)	970 323 00 00 970 323 03 00 970 323 07 00 970 323 10 00
		970.221-222 970.223 970.225 970.227			311 666 			006 326 71 00 974 326 10 00 A 006 326 71 00
		970.221-222 970.223 970.225 970.227			131 739 	Langes Fahrerhaus / Long cab	(60)	970 326 01 00
823, 823 L, 824, 824 L	01.98 -	970.021-023 970.025 970.027			125 911 	Langes Fahrerhaus / Long cab	(60)	970 326 00 00 970 326 02 00
		970.021-023 970.025 970.027			311 186 	Langes Fahrerhaus / Long cab	(60)	970 326 07 00
		970.021-023 970.025 970.027 970.221-223 970.225 970.227			280 929 	Langes Fahrerhaus / Long cab	(60)	970 323 00 00 970 323 03 00 970 323 07 00 970 323 10 00
		970.221-222 970.223 970.225 970.227			311 666 			006 326 71 00 974 326 10 00 A 006 326 71 00
		970.221-222 970.223 970.225 970.227			131 739 	Langes Fahrerhaus / Long cab	(60)	970 326 01 00
824 K	01.98 -	972.011-012 972.021			280 929 	Langes Fahrerhaus / Long cab	(60)	970 323 00 00 970 323 03 00 970 323 07 00 970 323 10 00
					125 911 	Langes Fahrerhaus / Long cab	(60)	970 326 00 00 970 326 02 00
					311 186 	Langes Fahrerhaus / Long cab	(60)	970 326 07 00

Achtung: Unsere Artikel sind nur als Ersatz für die angegebenen OE-Nummern gültig. In der Spalte "Ref." ist lediglich ein Teil der OE-Nummern aufgeführt. Die vollständige Auflistung aller Vergleichsnummern finden Sie im Anhang.
 Attention: The articles are only valid as replacement for the listed OE-numbers. In the column "Ref." only a selection of OE-No. is given. The complete listing you can see in the appendix. (151)

		Baumuster Model						Ref.
--	--	----------------------------	---	---	---	--	---	-------------













































MERCEDES-BENZ

ATEGO 915 - 925								
915, 915 L, 916, 916 L 917,917 L 918, 918 L 922, 922 L 923,923 L 923, 923 L, 924, 924 L	10.04 - 01.98 - 10.04	970.031-033			125 911 	Langes Fahrerhaus / Long cab	(60)	970 326 00 00 970 326 02 00
		970.035 970.037			311 186 	Langes Fahrerhaus / Long cab	(60)	970 326 07 00
	10.04 - 10.04 -	970.031-033			280 929 	Langes Fahrerhaus / Long cab	(60)	970 323 00 00 970 323 03 00 970 323 07 00 970 323 10 00
		970.035 970.037 970.233 970.235 970.237			311 666 			006 326 71 00 974 326 10 00 A 006 326 71 00
	970.233 970.235 970.237			131 739 	Langes Fahrerhaus / Long cab	(60)	970 326 01 00	
915 AF		976.332-333			131 950 	Langes Fahrerhaus / Long cab	(60)	972 323 01 00 972 323 03 00
					131 929 			006 326 81 00 972 326 00 00 972 326 02 00
916 K 917 K 918 K 922 K 924 K	10.04 - 01.98 - 10.04	972.031-032			280 929 	Langes Fahrerhaus / Long cab	(60)	970 323 00 00 970 323 03 00 970 323 07 00 970 323 10 00
					125 911 	Langes Fahrerhaus / Long cab	(60)	970 326 00 00 970 326 02 00
	10.04 - 10.04 -					311 186 	Langes Fahrerhaus / Long cab	(60)
917 AF 925 AF	01.98 - 10.04 01.98 - 10.04	976.332-334			131 950 	Langes Fahrerhaus / Long cab	(60)	972 323 01 00 972 323 03 00
					131 929 			006 326 81 00 972 326 00 00 972 326 02 00
917 KO	01.98 - 10.04	975.031			280 929 	Langes Fahrerhaus / Long cab	(60)	970 323 00 00 970 323 03 00 970 323 07 00 970 323 10 00
					125 909 	auch für Kehrrmaschinen / Also for sweeping machines	(106)	974 323 00 00 974 323 06 00 975 323 00 00
					125 911 	Langes Fahrerhaus / Long cab	(60)	970 326 00 00 970 326 02 00
					311 186 	Langes Fahrerhaus / Long cab	(60)	970 326 07 00
923 K	01.98 - 10.04	972.031			280 929 	Langes Fahrerhaus / Long cab	(60)	970 323 00 00 970 323 03 00 970 323 07 00 970 323 10 00
					125 911 	Langes Fahrerhaus / Long cab	(60)	970 326 00 00 970 326 02 00
					311 186 	Langes Fahrerhaus / Long cab	(60)	970 326 07 00
ATEGO 1015 - 1024								
1015 K 1017 K 1023 K		972.042			125 911 	Langes Fahrerhaus / Long cab	(60)	970 326 00 00 970 326 02 00
					311 186 	Langes Fahrerhaus / Long cab	(60)	970 326 07 00
1016, 1016 L 1017,1017 L 1018, 1018 L 1022, 1022 L 1023,1023 L 1023, 1023 L, 1024, 1024 L	10.04 - 01.98 - 10.04	970.041-043			125 911 	Langes Fahrerhaus / Long cab	(60)	970 326 00 00 970 326 02 00
		970.045 970.047			311 186 	Langes Fahrerhaus / Long cab	(60)	970 326 07 00
	10.04 - 01.98 - 10.04	970.041-043			280 929 	Langes Fahrerhaus / Long cab	(60)	970 323 00 00 970 323 03 00 970 323 07 00 970 323 10 00
		970.045 970.047 970.243 970.245 970.247			311 666 			006 326 71 00 974 326 10 00 A 006 326 71 00
	970.243 970.245 970.247			131 739 	Langes Fahrerhaus / Long cab	(60)	970 326 01 00	

Achtung: Unsere Artikel sind nur als Ersatz für die angegebenen OE-Nummern gültig. In der Spalte "Ref." ist lediglich ein Teil der OE-Nummern aufgeführt. Die vollständige Auflistung aller Vergleichsnummern finden Sie im Anhang.
 Attention: The articles are only valid as replacement for the listed OE-numbers. In the column "Ref." only a selection of OE-No. is given. The complete listing you can see in the appendix. (151)

		Baumuster Model						Ref.
--	---	--------------------	---	---	---	---	---	------



















































MERCEDES-BENZ

ATEGO 1015 - 1024								
1016 K	10.04 -	972.041			280 929 	Langes Fahrerhaus / Long cab	(60)	970 323 00 00
1017 K	01.98 - 10.04							970 323 03 00
1018 K	10.04 -							970 323 07 00
1022 K	10.04 -							970 323 10 00
1024 K	10.04 -				125 911 	Langes Fahrerhaus / Long cab	(60)	970 326 00 00
								970 326 02 00
						311 186 	(60)	970 326 07 00
1017 A	01.98 - 10.04	970.342			131 950 	Langes Fahrerhaus / Long cab	(60)	972 323 01 00
1018 A	10.04 -							972 323 03 00
1023 A, 1024 A	10.04 -				311 666 			006 326 71 00
								974 326 10 00
								A 006 326 71 00
						131 929 		006 326 81 00
								972 326 00 00
								972 326 02 00
1017 AK	01.98 - 10.04	972.342			131 950 	Langes Fahrerhaus / Long cab	(60)	972 323 01 00
								972 323 03 00
					131 929 			006 326 81 00
								972 326 00 00
								972 326 02 00
1017 KO, 1018 KO	01.98 - 10.04	975.041			125 909 	auch für Kehrrmaschinen / Also for sweeping machines	(106)	974 323 00 00
								974 323 06 00
								975 323 00 00
ATEGO 1214 - 1229								
1214, 1214 L	01.98 - 10.04	970.053 970.055			300 018 	Fahrzeugbreite 2300 mm / vehicle width 2300 mm	(45)	007 323 08 00
								958 323 03 00
								958 323 04 00
								974 323 13 00
					125 912 	Kurzes Fahrerhaus / Short cab	(59)	006 326 82 00
								958 326 01 00
								970 326 04 00
								974 326 00 00
								974 326 04 00
		970.053 970.055 970.253 970.255 970.257-258			125 909 	Kurzes Fahrerhaus / Short cab	(59)	974 323 00 00
								974 323 06 00
								975 323 00 00
					131 748 	Kurzes Fahrerhaus / Short cab	(59)	006 326 73 00
								974 326 01 00
								006 326 71 00
								974 326 10 00
								A 006 326 71 00
		970.253 970.255 970.257-258			300 022 	Kurzes Fahrerhaus / Short cab	(59)	974 323 11 00
1215 K	01.98 - 10.04	972.052			125 909 	Kurzes Fahrerhaus / Short cab	(59)	974 323 00 00
1216 K	10.04 -							974 323 06 00
								975 323 00 00
								007 323 08 00
								958 323 03 00
								958 323 04 00
								974 323 13 00
					125 912 	Kurzes Fahrerhaus / Short cab	(59)	006 326 82 00
								958 326 01 00
								970 326 04 00
								974 326 00 00
								974 326 04 00

Achtung: Unsere Artikel sind nur als Ersatz für die angegebenen OE-Nummern gültig. In der Spalte "Ref." ist lediglich ein Teil der OE-Nummern aufgeführt. Die vollständige Auflistung aller Vergleichsnummern finden Sie im Anhang.
 Attention: The articles are only valid as replacement for the listed OE-numbers. In the column "Ref." only a selection of OE-No. is given. The complete listing you can see in the appendix. (151)

		Baumuster Model						Ref.
--	--	----------------------------	---	---	---	--	---	-------------



























MERCEDES-BENZ

ATEGO 1214 - 1229								
1215,1215 L	01.98 - 10.04	375.101/102			131 056	Achslast [t] / Axle Load [t]: 7,5	(6)	006 323 51 00 375 323 00 00
		970.053 970.055 970.057-058			300 018 	Fahrzeugbreite 2300 mm / vehicle width 2300 mm	(45)	007 323 08 00 958 323 03 00 958 323 04 00 974 323 13 00
					125 912 	Kurzes Fahrerhaus / Short cab	(59)	006 326 82 00 958 326 01 00 970 326 04 00 974 326 00 00 974 326 04 00
		970.053 970.055 970.057-058			125 909 	Kurzes Fahrerhaus / Short cab	(59)	974 323 00 00 974 323 06 00 975 323 00 00
		970.253 970.255 970.257-258			131 748 	Kurzes Fahrerhaus / Short cab	(59)	006 326 73 00 974 326 01 00
					311 666 			006 326 71 00 974 326 10 00 A 006 326 71 00
		970.253 970.255 970.257-258			300 022 	Kurzes Fahrerhaus / Short cab	(59)	974 323 11 00
1215, 1215 L, 1216, 1216 L	10.04 -	970.053 970.055 970.057-058			300 018 	Fahrzeugbreite 2300 mm / vehicle width 2300 mm	(45)	007 323 08 00 958 323 03 00 958 323 04 00 974 323 13 00
		970.053 970.055 970.057-058 970.083 970.085 970.087-088			125 912 	Kurzes Fahrerhaus / Short cab	(59)	006 326 82 00 958 326 01 00 970 326 04 00 974 326 00 00 974 326 04 00
		970.053 970.055 970.057-058 970.083 970.085 970.087-088 970.253 970.255 970.257-258 970.283 970.285 970.287-288			311 666 			006 326 71 00 974 326 10 00 A 006 326 71 00
		970.053 970.055 970.057-058			125 909 	Kurzes Fahrerhaus / Short cab	(59)	974 323 00 00 974 323 06 00 975 323 00 00
		970.253 970.255 970.257-258			131 748 	Kurzes Fahrerhaus / Short cab	(59)	006 326 73 00 974 326 01 00
		970.083 970.085 970.087-088			125 911 	->Chass. K 735343 Langes Fahrerhaus / Long cab	(60)	970 326 00 00 970 326 02 00
					311 186 	Langes Fahrerhaus / Long cab	(60)	970 326 07 00
		970.083 970.085 970.087-088 970.283 970.285 970.287-288			280 929 	Langes Fahrerhaus / Long cab	(60)	970 323 00 00 970 323 03 00 970 323 07 00 970 323 10 00
		970.253 970.255 970.257-258			300 022 	Kurzes Fahrerhaus / Short cab	(59)	974 323 11 00
		970.283 970.285 970.287-288			131 739 	Langes Fahrerhaus / Long cab	(60)	970 326 01 00

Achtung: Unsere Artikel sind nur als Ersatz für die angegebenen OE-Nummern gültig. In der Spalte "Ref." ist lediglich ein Teil der OE-Nummern aufgeführt. Die vollständige Auflistung aller Vergleichsnummern finden Sie im Anhang.
 Attention: The articles are only valid as replacement for the listed OE-numbers. In the column "Ref." only a selection of OE-No. is given. The complete listing you can see in the appendix. (151)

		Baumuster Model						Ref.
--	--	----------------------------	---	---	---	--	---	-------------

MERCEDES-BENZ































ATEGO 1214 - 1229									
1217,1217 L 1223,1223 L 1226, 1226 L 1228, 1228 L, 1229, 1229 L	01.98 - 10.04	970.050			300 018 	Fahrzeugbreite 2300 mm / vehicle width 2300 mm	(45)	007 323 08 00 958 323 03 00 958 323 04 00 974 323 13 00	
	01.98 - 10.04	970.053			125 912 	Kurzes Fahrerhaus / Short cab	(59)	006 326 82 00 958 326 01 00 970 326 04 00 974 326 00 00 974 326 04 00	
	10.04 -	970.055							
	10.04 -	970.057-059	970.050			125 909 	Kurzes Fahrerhaus / Short cab	(59)	974 323 00 00 974 323 06 00 975 323 00 00
	10.04 -	970.053 970.055 970.057-059 970.253 970.255 970.257-258	970.057-059			131 748 	Kurzes Fahrerhaus / Short cab	(59)	006 326 73 00 974 326 01 00
970.255 970.257-258					300 022 	Kurzes Fahrerhaus / Short cab	(59)	974 323 11 00	
1217 K 1218 K 1222 K 1224 K	01.98 - 10.04	972.052-053			125 909 	Kurzes Fahrerhaus / Short cab	(59)	974 323 00 00 974 323 06 00 975 323 00 00	
	10.04 -								
	10.04 -			125 912 	Kurzes Fahrerhaus / Short cab	(59)	006 326 82 00 958 326 01 00 970 326 04 00 974 326 00 00 974 326 04 00		
	10.04 -								
1217 KO	01.98 - 10.04	975.052			125 909 	Kurzes Fahrerhaus / Short cab	(59)	974 323 00 00 974 323 06 00 975 323 00 00	
									

Achtung: Unsere Artikel sind nur als Ersatz für die angegebenen OE-Nummern gültig. In der Spalte "Ref." ist lediglich ein Teil der OE-Nummern aufgeführt. Die vollständige Auflistung aller Vergleichsnummern finden Sie im Anhang.
Attention: The articles are only valid as replacement for the listed OE-numbers. In the column "Ref." only a selection of OE-No. is given. The complete listing you can see in the appendix. (151)

		Baumuster Model						Ref.
--	--	--------------------	---	---	---	--	---	------

MERCEDES-BENZ





































ATEGO 1214 - 1229

1218, 1218 L 1223, 1223 L, 1224, 1224 L	10.04 - 10.04 -	970.050 970.053 970.055 970.057-059			300 018 	Fahrzeugbreite 2300 mm / vehicle width 2300 mm	(45)	007 323 08 00 958 323 03 00 958 323 04 00 974 323 13 00
		970.050 970.053 970.055 970.057-059 970.083 970.085 970.087-088			125 912 	Kurzes Fahrerhaus / Short cab	(59)	006 326 82 00 958 326 01 00 970 326 04 00 974 326 00 00 974 326 04 00
		970.050 970.053 970.055 970.057-059 970.083 970.085 970.087-088 970.253 970.255 970.257-258 970.283 970.285 970.287-288			311 666 			006 326 71 00 974 326 10 00 A 006 326 71 00
		970.050 970.053 970.055 970.057-059 970.253 970.255 970.257-258			125 909 	Kurzes Fahrerhaus / Short cab	(59)	974 323 00 00 974 323 06 00 975 323 00 00
		970.057-059 970.253 970.255 970.257-258			131 748 	Kurzes Fahrerhaus / Short cab	(59)	006 326 73 00 974 326 01 00
		970.083 970.085 970.087-088			125 911 	->Chass. K 735343 Langes Fahrerhaus / Long cab	(60)	970 326 00 00 970 326 02 00
		970.083 970.085 970.087-088			311 186 	Langes Fahrerhaus / Long cab	(60)	970 326 07 00
		970.083 970.085 970.087-088 970.283 970.285 970.287-288			280 929 	Langes Fahrerhaus / Long cab	(60)	970 323 00 00 970 323 03 00 970 323 07 00 970 323 10 00
		970.253 970.255 970.257-258			300 022 	Kurzes Fahrerhaus / Short cab	(59)	974 323 11 00
		970.283 970.285 970.287-288			131 739 	Langes Fahrerhaus / Long cab	(60)	970 326 01 00

Achtung: Unsere Artikel sind nur als Ersatz für die angegebenen OE-Nummern gültig. In der Spalte "Ref." ist lediglich ein Teil der OE-Nummern aufgeführt. Die vollständige Auflistung aller Vergleichsnummern finden Sie im Anhang.
Attention: The articles are only valid as replacement for the listed OE-numbers. In the column "Ref." only a selection of OE-No. is given. The complete listing you can see in the appendix. (151)

		Baumuster Model						Ref.
--	---	----------------------------	---	---	---	---	---	-------------



















































MERCEDES-BENZ

ATEGO 1214 - 1229									
1222, 1222 L	10.04 -	970.050 970.053 970.055 970.057-058			300 018 	Fahrzeugbreite 2300 mm / vehicle width 2300 mm	(45)	007 323 08 00 958 323 03 00 958 323 04 00 974 323 13 00	
		970.050 970.053 970.055 970.057-058 970.083 970.085 970.087-088			125 912 	Kurzes Fahrerhaus / Short cab	(59)	006 326 82 00 958 326 01 00 970 326 04 00 974 326 00 00 974 326 04 00	
		970.050 970.053 970.055 970.057-058 970.083 970.085 970.087-088 970.253 970.255 970.257-258 970.283 970.285 970.287-288			311 666 			006 326 71 00 974 326 10 00 A 006 326 71 00	
		970.050 970.053 970.055 970.057-058 970.253 970.255 970.257-258			125 909 	Kurzes Fahrerhaus / Short cab	(59)	974 323 00 00 974 323 06 00 975 323 00 00	
		970.050 970.053 970.055 970.057-059 970.253 970.255 970.257-258			131 748 	Kurzes Fahrerhaus / Short cab	(59)	006 326 73 00 974 326 01 00	
		970.083 970.085 970.087-088			125 911 	->Chass. K 735343 Langes Fahrerhaus / Long cab	(60)	970 326 00 00 970 326 02 00	
		970.083 970.085 970.087-088 970.283 970.285 970.287-288			311 186 	Langes Fahrerhaus / Long cab	(60)	970 326 07 00	
		970.083 970.085 970.087-088 970.283 970.285 970.287-288			280 929 	Langes Fahrerhaus / Long cab	(60)	970 323 00 00 970 323 03 00 970 323 07 00 970 323 10 00	
		970.253 970.255 970.257-258			300 022 	Kurzes Fahrerhaus / Short cab	(59)	974 323 11 00	
		970.283 970.285 970.287-288			131 739 	Langes Fahrerhaus / Long cab	(60)	970 326 01 00	
		1225 AF	01.98 - 10.04	976.353-354			131 950 		972 323 01 00 972 323 03 00
							131 929 		006 326 81 00 972 326 00 00 972 326 02 00

Achtung: Unsere Artikel sind nur als Ersatz für die angegebenen OE-Nummern gültig. In der Spalte "Ref." ist lediglich ein Teil der OE-Nummern aufgeführt. Die vollständige Auflistung aller Vergleichsnummern finden Sie im Anhang.
 Attention: The articles are only valid as replacement for the listed OE-numbers. In the column "Ref." only a selection of OE-No. is given. The complete listing you can see in the appendix. (151)

		Baumuster Model						Ref.
--	--	--------------------	---	---	---	--	---	------

MERCEDES-BENZ






















































ATEGO 1214 - 1229										
1225 F	01.98 - 10.04	976.053-054			125 909 	Kurzes Fahrerhaus / Short cab	(59)	974 323 00 00 974 323 06 00 975 323 00 00		
					125 912 	Kurzes Fahrerhaus / Short cab	(59)	006 326 82 00 958 326 01 00 970 326 04 00 974 326 00 00 974 326 04 00		
1225 F 1226 F		976.054			125 909 	Kurzes Fahrerhaus / Short cab	(59)	974 323 00 00 974 323 06 00 975 323 00 00		
					125 912 	Kurzes Fahrerhaus / Short cab	(59)	006 326 82 00 958 326 01 00 970 326 04 00 974 326 00 00 974 326 04 00		
1228,1228 L	01.98 - 10.04	970.053 970.055 970.057-058			125 909 	Kurzes Fahrerhaus / Short cab	(59)	974 323 00 00 974 323 06 00 975 323 00 00		
					300 018 	Fahrzeugbreite 2300 mm / vehicle width 2300 mm	(45)	007 323 08 00 958 323 03 00 958 323 04 00 974 323 13 00		
					125 912 	Kurzes Fahrerhaus / Short cab	(59)	006 326 82 00 958 326 01 00 970 326 04 00 974 326 00 00 974 326 04 00		
			970.053 970.055 970.057-058 970.253 970.255 970.257-258			125 909 	Kurzes Fahrerhaus / Short cab	(59)	974 323 00 00 974 323 06 00 975 323 00 00	
					131 748 	Kurzes Fahrerhaus / Short cab	(59)	006 326 73 00 974 326 01 00		
						311 666 			006 326 71 00 974 326 10 00 A 006 326 71 00	
				970.253 970.255 970.257-258			300 022 	Kurzes Fahrerhaus / Short cab	(59)	974 323 11 00
ATEGO 1317 - 1329										
1317,1317 L 1318, 1318 L 1322, 1322 L	01.98 - 10.04 10.04 - 10.04 -	970.060 970.063 970.065 970.067-068			300 018 	Fahrzeugbreite 2300 mm / vehicle width 2300 mm	(45)	007 323 08 00 958 323 03 00 958 323 04 00 974 323 13 00		
					125 912 	Kurzes Fahrerhaus / Short cab	(59)	006 326 82 00 958 326 01 00 970 326 04 00 974 326 00 00 974 326 04 00		
			970.060 970.063 970.065 970.067-068 970.263 970.265 970.267-268			125 909 	Kurzes Fahrerhaus / Short cab	(59)	974 323 00 00 974 323 06 00 975 323 00 00	
					131 748 	Kurzes Fahrerhaus / Short cab	(59)	006 326 73 00 974 326 01 00		
						311 666 			006 326 71 00 974 326 10 00 A 006 326 71 00	
				970.263 970.265 970.267-268			300 022 	Kurzes Fahrerhaus / Short cab	(59)	974 323 11 00

Achtung: Unsere Artikel sind nur als Ersatz für die angegebenen OE-Nummern gültig. In der Spalte "Ref." ist lediglich ein Teil der OE-Nummern aufgeführt. Die vollständige Auflistung aller Vergleichsnummern finden Sie im Anhang.

Attention: The articles are only valid as replacement for the listed OE-numbers. In the column "Ref." only a selection of OE-No. is given. The complete listing you can see in the appendix. (151)

		Baumuster Model						Ref.
--	--	----------------------------	---	---	---	--	---	-------------

MERCEDES-BENZ


























































ATEGO 1317 - 1329								
1317 A 1318 A 1323 A, 1324 A	01.98 - 10.04	970.362-363			131 950 	Langes Fahrerhaus / Long cab	(60)	972 323 01 00 972 323 03 00
	10.04 - 10.04 -				311 666 			006 326 71 00 974 326 10 00 A 006 326 71 00
						131 929 		
1317 AK 1318 AK	01.98 - 10.04	972.362			131 950 	Langes Fahrerhaus / Long cab	(60)	972 323 01 00 972 323 03 00
	10.04 -				131 929 			006 326 81 00 972 326 00 00 972 326 02 00
1317 K 1318 K 1322 K 1324 K	01.98 - 10.04	972.062			125 909 	Kurzes Fahrerhaus / Short cab	(59)	974 323 00 00 974 323 06 00 975 323 00 00
	10.04 - 10.04 - 10.04 -				300 018 			007 323 08 00 958 323 03 00 958 323 04 00 974 323 13 00
	10.04 -				125 912 	Kurzes Fahrerhaus / Short cab	(59)	006 326 82 00 958 326 01 00 970 326 04 00 974 326 00 00 974 326 04 00
1317 KO, 1317 LKO, 1318 KO, 1318 LKO 1323 KO, 1323 LKO	01.98 - 10.04	975.062			125 912 	Kurzes Fahrerhaus / Short cab	(59)	006 326 82 00 958 326 01 00 970 326 04 00 974 326 00 00 974 326 04 00
	01.98 - 10.04				125 909 	Kurzes Fahrerhaus / Short cab	(59)	974 323 00 00 974 323 06 00 975 323 00 00
		975.262			300 022 	Kurzes Fahrerhaus / Short cab	(59)	974 323 11 00
					131 748 	Kurzes Fahrerhaus / Short cab	(59)	006 326 73 00 974 326 01 00
1318 LKO		975.262			125 909 	Kurzes Fahrerhaus / Short cab	(59)	974 323 00 00 974 323 06 00 975 323 00 00
					300 022 	Kurzes Fahrerhaus / Short cab	(59)	974 323 11 00
					131 748 	Kurzes Fahrerhaus / Short cab	(59)	006 326 73 00 974 326 01 00
1322 LS 1323 LS, 1324 LS 1323 LS 1326 LS 1328 LS, 1329 LS 1328 LS	10.04 - 10.04 - 01.98 - 10.04	974.262/263			125 909 	Kurzes Fahrerhaus / Short cab	(59)	974 323 00 00 974 323 06 00 975 323 00 00
	10.04 - 10.04 -				300 022 	Kurzes Fahrerhaus / Short cab	(59)	974 323 11 00
	10.04 - 10.04 -				131 748 	Kurzes Fahrerhaus / Short cab	(59)	006 326 73 00 974 326 01 00
	01.98 - 10.04					311 666 	für Fahrzeuge ohne Luftfederung an der Vorderachse / for vehicles without air suspension at the front axle	(116)

Achtung: Unsere Artikel sind nur als Ersatz für die angegebenen OE-Nummern gültig. In der Spalte "Ref." ist lediglich ein Teil der OE-Nummern aufgeführt. Die vollständige Auflistung aller Vergleichsnummern finden Sie im Anhang.
 Attention: The articles are only valid as replacement for the listed OE-numbers. In the column "Ref." only a selection of OE-No. is given. The complete listing you can see in the appendix. (151)

		Baumuster Model						Ref.
--	--	----------------------------	---	---	---	--	---	-------------

MERCEDES-BENZ

ATEGO 1317 - 1329
















































1323,1323 L 1323, 1323 L, 1324, 1324 L 1326, 1326 L 1328,1328 L	01.98 - 10.04 10.04 - 10.04 - 01.98 - 10.04	970.063 970.065 970.067-068			300 018 	Fahrzeugbreite 2300 mm / vehicle width 2300 mm	(45)	007 323 08 00 958 323 03 00 958 323 04 00 974 323 13 00
					125 912 	Kurzes Fahrerhaus / Short cab	(59)	006 326 82 00 958 326 01 00 970 326 04 00 974 326 00 00 974 326 04 00
		970.063 970.065 970.067-068 970.263 970.265 970.267-268			125 909 	Kurzes Fahrerhaus / Short cab	(59)	974 323 00 00 974 323 06 00 975 323 00 00
					131 748 	Kurzes Fahrerhaus / Short cab	(59)	006 326 73 00 974 326 01 00
				311 666 				006 326 71 00 974 326 10 00 A 006 326 71 00
				300 022 	Kurzes Fahrerhaus / Short cab	(59)	974 323 11 00	
1324 AK	10.04 -	972.362 972.372			131 950 	Langes Fahrerhaus / Long cab	(60)	972 323 01 00 972 323 03 00
					131 929 			006 326 81 00 972 326 00 00 972 326 02 00
1325 AF 1328 AF	01.98 - 10.04 01.98 - 10.04	976.363-364			131 950 			972 323 01 00 972 323 03 00
					131 929 			006 326 81 00 972 326 00 00 972 326 02 00
1325 F	01.98 - 10.04	976.063-065			125 909 	Kurzes Fahrerhaus / Short cab	(59)	974 323 00 00 974 323 06 00 975 323 00 00
					125 912 	Kurzes Fahrerhaus / Short cab	(59)	006 326 82 00 958 326 01 00 970 326 04 00 974 326 00 00 974 326 04 00
1326 F 1329 F		976.065			125 909 	Kurzes Fahrerhaus / Short cab	(59)	974 323 00 00 974 323 06 00 975 323 00 00
					125 912 	Kurzes Fahrerhaus / Short cab	(59)	006 326 82 00 958 326 01 00 970 326 04 00 974 326 00 00 974 326 04 00
1328, 1328 L, 1329, 1329 L	10.04 -	970.063 970.065 970.067-068			300 018 	Fahrzeugbreite 2300 mm / vehicle width 2300 mm	(45)	007 323 08 00 958 323 03 00 958 323 04 00 974 323 13 00
					125 912 	Kurzes Fahrerhaus / Short cab	(59)	006 326 82 00 958 326 01 00 970 326 04 00 974 326 00 00 974 326 04 00
		970.063 970.065 970.067-068 970.263 970.265 970.267-268			125 909 	Kurzes Fahrerhaus / Short cab	(59)	974 323 00 00 974 323 06 00 975 323 00 00
					311 666 			006 326 71 00 974 326 10 00 A 006 326 71 00
				300 022 	Kurzes Fahrerhaus / Short cab	(59)	974 323 11 00	

Achtung: Unsere Artikel sind nur als Ersatz für die angegebenen OE-Nummern gültig. In der Spalte "Ref." ist lediglich ein Teil der OE-Nummern aufgeführt. Die vollständige Auflistung aller Vergleichsnummern finden Sie im Anhang.

Attention: The articles are only valid as replacement for the listed OE-numbers. In the column "Ref." only a selection of OE-No. is given. The complete listing you can see in the appendix. (151)

		Baumuster Model						Ref.
--	--	--------------------	---	---	---	--	---	------





























































MERCEDES-BENZ

ATEGO 1317 - 1329								
1328 F	01.98 - 10.04	976.063			125 909 	Kurzes Fahrerhaus / Short cab	(59)	974 323 00 00 974 323 06 00 975 323 00 00
					125 912 	Kurzes Fahrerhaus / Short cab	(59)	006 326 82 00 958 326 01 00 970 326 04 00 974 326 00 00 974 326 04 00
ATEGO 1517 - 1725								
1517,1517 L	01.98 - 10.04	375.121/122			131 056	Achslast [t] / Axle Load [t]: 7,5	(6)	006 323 51 00 375 323 00 00
					300 018 	Fahrzeugbreite 2300 mm / vehicle width 2300 mm	(45)	007 323 08 00 958 323 03 00 958 323 04 00 974 323 13 00
				125 912 	Kurzes Fahrerhaus / Short cab	(59)	006 326 82 00 958 326 01 00 970 326 04 00 974 326 00 00 974 326 04 00	
				125 909 	Kurzes Fahrerhaus / Short cab	(59)	974 323 00 00 974 323 06 00 975 323 00 00	
				131 748 	Kurzes Fahrerhaus / Short cab	(59)	006 326 73 00 974 326 01 00	
				311 666 			006 326 71 00 974 326 10 00 A 006 326 71 00	
				300 022 	Kurzes Fahrerhaus / Short cab	(59)	974 323 11 00	
1517 A 1518 A 1523 A	01.98 - 10.04 10.04 - 01.98 - 10.04	970.373			131 950 	Langes Fahrerhaus / Long cab	(60)	972 323 01 00 972 323 03 00
			131 739 	Langes Fahrerhaus / Long cab	(60)	970 326 01 00		
			311 666 			006 326 71 00 974 326 10 00 A 006 326 71 00		
			131 929 			006 326 81 00 972 326 00 00 972 326 02 00		
1517 K 1518 K 1522 K 1523 K 1523 K, 1524 K 1526 K 1529 K	01.98 - 10.04 10.04 - 10.04 - 01.98 - 10.04 10.04 - 10.04 - 10.04 -	972.072			125 909 	Kurzes Fahrerhaus / Short cab	(59)	974 323 00 00 974 323 06 00 975 323 00 00
			300 018 			007 323 08 00 958 323 03 00 958 323 04 00 974 323 13 00		
			125 912 	Kurzes Fahrerhaus / Short cab	(59)	006 326 82 00 958 326 01 00 970 326 04 00 974 326 00 00 974 326 04 00		

Achtung: Unsere Artikel sind nur als Ersatz für die angegebenen OE-Nummern gültig. In der Spalte "Ref." ist lediglich ein Teil der OE-Nummern aufgeführt. Die vollständige Auflistung aller Vergleichsnummern finden Sie im Anhang.
Attention: The articles are only valid as replacement for the listed OE-numbers. In the column "Ref." only a selection of OE-No. is given. The complete listing you can see in the appendix. (151)

		Baumuster Model						Ref.
--	--	----------------------------	---	---	---	--	---	-------------

MERCEDES-BENZ









































ATEGO 1517 - 1725								
1518, 1518 L 1522, 1522 L 1523, 1523 L 1523, 1523 L, 1524, 1524 L 1526, 1526 L 1528, 1528 L 1528, 1528 L, 1529, 1529 L	10.04 -	970.073			300 018 	Fahrzeugbreite 2300 mm / vehicle width 2300 mm	(45)	007 323 08 00 958 323 03 00 958 323 04 00 974 323 13 00
	10.04 -	970.075			125 912 	Kurzes Fahrerhaus / Short cab	(59)	006 326 82 00 958 326 01 00 970 326 04 00 974 326 00 00 974 326 04 00
	01.98 - 10.04	970.077-078			125 909 	Kurzes Fahrerhaus / Short cab	(59)	974 323 00 00 974 323 06 00 975 323 00 00
	10.04 -	970.273			131 748 	Kurzes Fahrerhaus / Short cab	(59)	006 326 73 00 974 326 01 00
	10.04 -	970.275			311 666 			006 326 71 00 974 326 10 00 A 006 326 71 00
	10.04 -	970.277-278			300 022 	Kurzes Fahrerhaus / Short cab	(59)	974 323 11 00
1523 A, 1524 A	10.04 -	970.372-373			311 666 			006 326 71 00 974 326 10 00 A 006 326 71 00
					131 929 			006 326 81 00 972 326 00 00 972 326 02 00
	10.04 -	970.373			131 950 	Langes Fahrerhaus / Long cab	(60)	972 323 01 00 972 323 03 00
					131 739 	Langes Fahrerhaus / Long cab	(60)	970 326 01 00
1523 AK 1526 AK 1529 AK	01.98 - 10.04	972.372			131 950 	Langes Fahrerhaus / Long cab	(60)	972 323 01 00 972 323 03 00
	10.04 -				131 929 			006 326 81 00 972 326 00 00 972 326 02 00
1523 KO 1523 KO	01.98 - 10.04	975.072			125 909 	Kurzes Fahrerhaus / Short cab	(59)	974 323 00 00 974 323 06 00 975 323 00 00
	01.98 - 10.04				125 912 	Kurzes Fahrerhaus / Short cab	(59)	006 326 82 00 958 326 01 00 970 326 04 00 974 326 00 00 974 326 04 00
1524 AK	10.04 -	972.362			131 950 	Langes Fahrerhaus / Long cab	(60)	972 323 01 00 972 323 03 00
					131 929 			006 326 81 00 972 326 00 00 972 326 02 00
1525 AF 1528 AF	01.98 - 10.04	976.373-374			131 950 			972 323 01 00 972 323 03 00
	01.98 - 10.04				131 929 			006 326 81 00 972 326 00 00 972 326 02 00
1528 F	01.98 - 10.04	976.075 976.077			125 909 	Kurzes Fahrerhaus / Short cab	(59)	974 323 00 00 974 323 06 00 975 323 00 00
					125 912 	Kurzes Fahrerhaus / Short cab	(59)	006 326 82 00 958 326 01 00 970 326 04 00 974 326 00 00 974 326 04 00

Achtung: Unsere Artikel sind nur als Ersatz für die angegebenen OE-Nummern gültig. In der Spalte "Ref." ist lediglich ein Teil der OE-Nummern aufgeführt. Die vollständige Auflistung aller Vergleichsnummern finden Sie im Anhang.

Attention: The articles are only valid as replacement for the listed OE-numbers. In the column "Ref." only a selection of OE-No. is given. The complete listing you can see in the appendix. (151)

		Baumuster Model						Ref.
--	---	--------------------	---	---	---	---	---	------



























MERCEDES-BENZ

ATEGO 1823 - 1929											
1823,1823 L	01.98 - 09.04	950.501-509			124 678 			005 323 96 00 006 323 73 00 007 323 14 00 958 323 08 00 958 323 09 00			
					290 242 			006 323 45 00			
					124 313 			005 326 10 00			
					125 908 			005 326 33 00 958 326 05 00 958 326 08 00			
					131 534 			004 326 99 00			
		950.501-509 950.531-539			124 358 			006 323 16 00			
					124 639 			006 323 33 00 006 323 39 00 006 323 40 00 006 323 74 00			
					125 898 			005 323 97 00 006 323 21 00 006 323 72 00 375 323 01 00 958 323 05 00			
					131 056 			006 323 51 00 375 323 00 00			
					131 747 			006 323 65 00 006 323 71 00 958 323 06 00 958 323 07 00 958 323 10 00 958 323 12 00			
					131 944 			006 323 51 00 006 323 60 00 006 323 78 00 006 323 79 00 357 323 00 00 375 323 00 00			
					310 805 			005 323 95 00 006 323 37 00 006 323 61 00			
					950.531-539			124 360 			005 326 12 00 006 326 56 00
								131 855  			005 326 24 00
					950.531-539 950.544 950.546-547			310 807 			005 323 99 00 006 323 83 00
131 854  			006 323 14 00								
950.544 950.546-547			124 361 			005 326 25 00 006 326 60 00					
			131 853  			005 326 61 00					
1823 AK	05.98 - 09.04	952.562			311 185 			006 323 46 00			
1828 AK	05.98 - 09.04	952.562-563			124 639 			006 323 33 00 006 323 39 00 006 323 40 00 006 323 74 00			
					290 242 			006 323 45 00			
					124 313 			005 326 10 00			
					125 908 			005 326 33 00 958 326 05 00 958 326 08 00			

Achtung: Unsere Artikel sind nur als Ersatz für die angegebenen OE-Nummern gültig. In der Spalte "Ref." ist lediglich ein Teil der OE-Nummern aufgeführt. Die vollständige Auflistung aller Vergleichsnummern finden Sie im Anhang.
 Attention: The articles are only valid as replacement for the listed OE-numbers. In the column "Ref." only a selection of OE-No. is given. The complete listing you can see in the appendix. (151)

		Baumuster Model						Ref.
--	--	--------------------	---	---	---	--	---	------











































MERCEDES-BENZ

ATEGO 1823 - 1929													
1823 K 1828 K	05.98 - 09.04 05.98 - 09.04	952.502-503			124 639 			006 323 33 00 006 323 39 00 006 323 40 00 006 323 74 00					
					124 678 			005 323 96 00 006 323 73 00 007 323 14 00 958 323 08 00 958 323 09 00					
					125 898 			005 323 97 00 006 323 21 00 006 323 72 00 375 323 01 00 958 323 05 00					
					290 242 			006 323 45 00					
					124 313 			005 326 10 00					
					125 908 			005 326 33 00 958 326 05 00 958 326 08 00					
1823 LS 1828 LS	05.98 - 09.04 05.98 - 09.04	954.532			310 769 			006 323 34 00 006 323 82 00 006 323 97 00					
					124 358 			006 323 16 00					
					124 639 			006 323 33 00 006 323 39 00 006 323 40 00 006 323 74 00					
					125 898 			005 323 97 00 006 323 21 00 006 323 72 00 375 323 01 00 958 323 05 00					
					131 056 			006 323 51 00 375 323 00 00					
					131 622 			006 323 54 00					
					131 944 			006 323 51 00 006 323 60 00 006 323 78 00 006 323 79 00 357 323 00 00 375 323 00 00					
					310 805 			005 323 95 00 006 323 37 00 006 323 61 00					
										124 359 			005 326 11 00 006 326 31 00
										131 623 			005 326 74 00 006 326 01 00
										311 644 			005 326 88 00 006 326 03 00 006 326 12 00
										311 665 			006 326 11 00

Achtung: Unsere Artikel sind nur als Ersatz für die angegebenen OE-Nummern gültig. In der Spalte "Ref." ist lediglich ein Teil der OE-Nummern aufgeführt. Die vollständige Auflistung aller Vergleichsnummern finden Sie im Anhang.
 Attention: The articles are only valid as replacement for the listed OE-numbers. In the column "Ref." only a selection of OE-No. is given. The complete listing you can see in the appendix. (151)

		Baumuster Model						Ref.
--	--	--------------------	---	---	---	--	---	------

MERCEDES-BENZ














ATEGO 1823 - 1929										
1828,1828 L	05.98 - 09.04	950.501-508			124 678 		005 323 96 00			
							006 323 73 00			
							007 323 14 00			
							958 323 08 00			
							958 323 09 00			
						290 242 		006 323 45 00		
						124 313 		005 326 10 00		
						125 908 		005 326 33 00		
								958 326 05 00		
								958 326 08 00		
								004 326 99 00		
				950.501-508 950.531-539			131 534 		006 323 16 00	
							124 358 		006 323 33 00	
							124 639 		006 323 39 00	
									006 323 40 00	
							006 323 74 00			
							125 898 		005 323 97 00	
									006 323 21 00	
									006 323 72 00	
									375 323 01 00	
									958 323 05 00	
					131 056 		006 323 51 00			
						375 323 00 00				
					131 747 		006 323 65 00			
						006 323 71 00				
						958 323 06 00				
						958 323 07 00				
						958 323 10 00				
						958 323 12 00				
					131 944 		006 323 51 00			
						006 323 60 00				
						006 323 78 00				
						006 323 79 00				
						357 323 00 00				
						375 323 00 00				
					310 805 		005 323 95 00			
						006 323 37 00				
						006 323 61 00				
		950.531-539			124 360 		005 326 12 00			
							006 326 56 00			
					131 855 		005 326 24 00			
		950.531-539 950.544 950.546-547			310 807 		005 323 99 00			
							006 323 83 00			
					131 854 		006 323 14 00			
		950.544 950.546-547			124 361 		005 326 25 00			
							006 326 60 00			
					131 853 		005 326 61 00			
1828 A	05.98 - 09.04	950.562-563			310 807 		005 323 99 00			
							006 323 83 00			
							124 639 		006 323 33 00	
									006 323 39 00	
									006 323 40 00	
									006 323 74 00	
					290 242 		006 323 45 00			
					131 854 		006 323 14 00			
					124 313 		005 326 10 00			
						005 326 33 00				
					125 908 		958 326 05 00			
							958 326 08 00			

Achtung: Unsere Artikel sind nur als Ersatz für die angegebenen OE-Nummern gültig. In der Spalte "Ref." ist lediglich ein Teil der OE-Nummern aufgeführt. Die vollständige Auflistung aller Vergleichsnummern finden Sie im Anhang.
 Attention: The articles are only valid as replacement for the listed OE-numbers. In the column "Ref." only a selection of OE-No. is given. The complete listing you can see in the appendix. (151)























		Baumuster Model						Ref.
--	---	--------------------	---	---	---	---	---	------

MERCEDES-BENZ

ATEGO 1823 - 1929

1923 L 1928 L	- 12.01	970.663			125 909 	Kurzes Fahrerhaus / Short cab	(59)	974 323 00 00 974 323 06 00 975 323 00 00
	- 12.01	970.665 970.667			300 022 	Kurzes Fahrerhaus / Short cab	(59)	974 323 11 00
					131 748 	Kurzes Fahrerhaus / Short cab	(59)	006 326 73 00 974 326 01 00
					125 912 	Kurzes Fahrerhaus / Short cab	(59)	006 326 82 00 958 326 01 00 970 326 04 00 974 326 00 00 974 326 04 00
					131 739 	Langes Fahrerhaus / Long cab	(60)	970 326 01 00
					125 911 	Langes Fahrerhaus / Long cab	(60)	970 326 00 00 970 326 02 00
					311 186 	Langes Fahrerhaus / Long cab	(60)	970 326 07 00
					311 666 			006 326 71 00 974 326 10 00 A 006 326 71 00
					131 929 			006 326 81 00 972 326 00 00 972 326 02 00









































ATEGO 2223 - 2528

2223 L 2228 L	- 12.01	970.673			300 022 	Kurzes Fahrerhaus / Short cab	(59)	974 323 11 00	
	- 12.01	970.675 970.677			131 748 	Kurzes Fahrerhaus / Short cab	(59)	006 326 73 00 974 326 01 00	
					125 912 	Kurzes Fahrerhaus / Short cab	(59)	006 326 82 00 958 326 01 00 970 326 04 00 974 326 00 00 974 326 04 00	
					131 739 	Langes Fahrerhaus / Long cab	(60)	970 326 01 00	
					125 911 	Langes Fahrerhaus / Long cab	(60)	970 326 00 00 970 326 02 00	
					311 186 	Langes Fahrerhaus / Long cab	(60)	970 326 07 00	
					311 666 			006 326 71 00 974 326 10 00 A 006 326 71 00	
					131 929 			006 326 81 00 972 326 00 00 972 326 02 00	
	2523 L	05.98 - 09.04	950.624			125 898 			005 323 97 00 006 323 21 00 006 323 72 00 375 323 01 00 958 323 05 00
						131 747 			006 323 65 00 006 323 71 00 958 323 06 00 958 323 07 00 958 323 10 00 958 323 12 00
310 805 								005 323 95 00 006 323 37 00 006 323 61 00	
131 852 								005 326 62 00	
124 361 								005 326 25 00 006 326 60 00	
131 853 								005 326 61 00	

Achtung: Unsere Artikel sind nur als Ersatz für die angegebenen OE-Nummern gültig. In der Spalte "Ref." ist lediglich ein Teil der OE-Nummern aufgeführt. Die vollständige Auflistung aller Vergleichsnummern finden Sie im Anhang.
Attention: The articles are only valid as replacement for the listed OE-numbers. In the column "Ref." only a selection of OE-No. is given. The complete listing you can see in the appendix. (151)

		Baumuster Model						Ref.
--	--	--------------------	---	---	---	--	---	------




















MERCEDES-BENZ

ATEGO 2223 - 2528										
2528 L	05.98 - 09.04	950.602-605			124 358 			006 323 16 00		
					124 639 			006 323 33 00 006 323 39 00 006 323 40 00 006 323 74 00		
					131 056 			006 323 51 00 375 323 00 00		
					131 944 			006 323 51 00 006 323 60 00 006 323 78 00 006 323 79 00 357 323 00 00 375 323 00 00		
					124 360 			005 326 12 00 006 326 56 00		
					124 376 			005 326 14 00 006 326 05 00		
			131 855 			005 326 24 00				
			131 856 			005 326 26 00				
			950.602-605 950.613-614			310 807 			005 323 99 00 006 323 83 00	
						131 854 			006 323 14 00	
						310 807 	Vorlaufachse / Leading Axle	(103)		005 323 99 00 006 323 83 00
						131 854 		Vorlaufachse / Leading Axle	(103)	
		950.602-605 950.623-626			125 898 			005 323 97 00 006 323 21 00 006 323 72 00 375 323 01 00 958 323 05 00		
						131 747 			006 323 65 00 006 323 71 00 958 323 06 00 958 323 07 00 958 323 10 00 958 323 12 00	
					310 805 			005 323 95 00 006 323 37 00 006 323 61 00		
						311 669 				006 326 04 00
		950.613-614 950.623-626			131 852 			005 326 62 00		
					124 361 			005 326 25 00 006 326 60 00		
		950.613-614 950.623-626			131 853 			005 326 61 00		
					131 852 			005 326 62 00		








Achtung: Unsere Artikel sind nur als Ersatz für die angegebenen OE-Nummern gültig. In der Spalte "Ref." ist lediglich ein Teil der OE-Nummern aufgeführt. Die vollständige Auflistung aller Vergleichsnummern finden Sie im Anhang.
 Attention: The articles are only valid as replacement for the listed OE-numbers. In the column "Ref." only a selection of OE-No. is given. The complete listing you can see in the appendix. (151)

		Baumuster Model						Ref.
--	--	--------------------	---	---	---	--	---	------














MERCEDES-BENZ

ATEGO 2628 -								
2628	05.98 - 09.04	950.642-643			124 358 			006 323 16 00
					124 639 			006 323 33 00 006 323 39 00 006 323 40 00 006 323 74 00
					125 898 			005 323 97 00 006 323 21 00 006 323 72 00 375 323 01 00 958 323 05 00
					131 056 			006 323 51 00 375 323 00 00
					131 747 			006 323 65 00 006 323 71 00 958 323 06 00 958 323 07 00 958 323 10 00 958 323 12 00
					131 944 			006 323 51 00 006 323 60 00 006 323 78 00 006 323 79 00 357 323 00 00 375 323 00 00
					310 805 			005 323 95 00 006 323 37 00 006 323 61 00
							124 567 	
2628 B	05.98 - 09.04	953.641 953.643			124 639 			006 323 33 00 006 323 39 00 006 323 40 00 006 323 74 00
					125 898 			005 323 97 00 006 323 21 00 006 323 72 00 375 323 01 00 958 323 05 00
					124 567 			005 326 09 00 005 326 57 00 005 326 58 00 005 326 59 00 005 326 63 00 006 326 67 00 958 326 04 00 958 326 09 00

Achtung: Unsere Artikel sind nur als Ersatz für die angegebenen OE-Nummern gültig. In der Spalte "Ref." ist lediglich ein Teil der OE-Nummern aufgeführt. Die vollständige Auflistung aller Vergleichsnummern finden Sie im Anhang.
 Attention: The articles are only valid as replacement for the listed OE-numbers. In the column "Ref." only a selection of OE-No. is given. The complete listing you can see in the appendix. (151)

		Baumuster Model						Ref.
--	--	--------------------	---	---	---	--	---	------











































MERCEDES-BENZ

ATEGO 2628 -								
2628 K	05.98 - 09.04	952.641-643			124 639 			006 323 33 00 006 323 39 00 006 323 40 00 006 323 74 00
					125 898 			005 323 97 00 006 323 21 00 006 323 72 00 375 323 01 00 958 323 05 00
					124 567 			005 326 09 00 005 326 57 00 005 326 58 00 005 326 59 00 005 326 63 00 006 326 67 00 958 326 04 00 958 326 09 00
AXOR 1823 - 2044								
								01.02 -
1823 1823 K	01.02 - 10.04	375.301			131 944	Achslast [t] / Axle Load [t]: 7,5	(6)	006 323 51 00 006 323 60 00 006 323 78 00 006 323 79 00 357 323 00 00 375 323 00 00
	01.02 - 10.04	375.303						
					131 056 ●	Achslast [t] / Axle Load [t]: 7,5	(6)	
					131 534 			004 326 99 00

Achtung: Unsere Artikel sind nur als Ersatz für die angegebenen OE-Nummern gültig. In der Spalte "Ref." ist lediglich ein Teil der OE-Nummern aufgeführt. Die vollständige Auflistung aller Vergleichsnummern finden Sie im Anhang.
 Attention: The articles are only valid as replacement for the listed OE-numbers. In the column "Ref." only a selection of OE-No. is given. The complete listing you can see in the appendix. (151)

		Baumuster Model						Ref.
--	--	--------------------	---	---	---	--	---	------







































MERCEDES-BENZ

AXOR 1823 - 2044		01.02 -												
1823, 1823 L, 1824, 1824 L, LL 1826, 1826 L, LL 1828, 1828 L, 1829, 1829 L, LL 1833, 1833 L, LL	10.04 - 10.04 - 10.04 - 10.04 -	950.501-509			124 678 		005 323 96 00 006 323 73 00 007 323 14 00 958 323 08 00 958 323 09 00							
					290 242 		006 323 45 00							
					124 313  125 908 		005 326 10 00 005 326 33 00 958 326 05 00 958 326 08 00							
		950.501-509 950.531-539	10.04 - 10.04 -	950.501-509 950.531-539			131 534 		004 326 99 00					
							124 358  124 639 		006 323 16 00 006 323 33 00 006 323 39 00 006 323 40 00 006 323 74 00					
							125 898 		005 323 97 00 006 323 21 00 006 323 72 00 375 323 01 00 958 323 05 00					
							131 056 		006 323 51 00 375 323 00 00					
							131 747 		006 323 65 00 006 323 71 00 958 323 06 00 958 323 07 00 958 323 10 00 958 323 12 00					
							131 944 		006 323 51 00 006 323 60 00 006 323 78 00 006 323 79 00 357 323 00 00 375 323 00 00					
							310 805 		005 323 95 00 006 323 37 00 006 323 61 00					
							950.531-539	10.04 - 10.04 -	950.531-539			124 360 		005 326 12 00 006 326 56 00
												131 855  		005 326 24 00
							950.531-539 950.544 950.546-547	10.04 - 10.04 -	950.531-539 950.544 950.546-547			310 807 		005 323 99 00 006 323 83 00
												131 854  		006 323 14 00
							950.544 950.546-547	10.04 - 10.04 -	950.544 950.546-547			124 361 		005 326 25 00 006 326 60 00
131 853  		005 326 61 00												
1823 AK, 1824 AK 1826 AK 1828 AK, 1829 AK 1833 AK	10.04 - 10.04 - 10.04 - 10.04 -	952.562			311 185 		006 323 46 00							
		952.562-563			124 639 		006 323 33 00 006 323 39 00 006 323 40 00 006 323 74 00							
					290 242 		006 323 45 00							
					124 313  125 908 		005 326 10 00 005 326 33 00 958 326 05 00 958 326 08 00							
														

Achtung: Unsere Artikel sind nur als Ersatz für die angegebenen OE-Nummern gültig. In der Spalte "Ref." ist lediglich ein Teil der OE-Nummern aufgeführt. Die vollständige Auflistung aller Vergleichsnummern finden Sie im Anhang.
 Attention: The articles are only valid as replacement for the listed OE-numbers. In the column "Ref." only a selection of OE-No. is given. The complete listing you can see in the appendix. (151)

		Baumuster Model						Ref.
--	--	--------------------	---	---	---	--	---	------


































MERCEDES-BENZ

AXOR 1823 - 2044		01.02 -									
1823 LS, 1824 LS 1826 LS 1829 LS 1833 LS	10.04 -	954.532			310 769 		006 323 34 00 006 323 82 00 006 323 97 00				
	10.04 -				124 358 		006 323 16 00				
	10.04 -				124 639 		006 323 33 00 006 323 39 00 006 323 40 00 006 323 74 00				
	10.04 -				125 898 		005 323 97 00 006 323 21 00 006 323 72 00 375 323 01 00 958 323 05 00				
					131 056 		006 323 51 00 375 323 00 00				
					131 622 		006 323 54 00				
					131 944 		006 323 51 00 006 323 60 00 006 323 78 00 006 323 79 00 357 323 00 00 375 323 00 00				
					310 805 		005 323 95 00 006 323 37 00 006 323 61 00				
							124 359 		005 326 11 00 006 326 31 00		
							131 623 		005 326 74 00 006 326 01 00		
							311 644 		005 326 88 00 006 326 03 00 006 326 12 00		
							311 665 		006 326 11 00		
	1823 K, 1824 K 1826 K 1828 K, 1829 K				10.04 -	952.502-503			124 639 		006 323 33 00 006 323 39 00 006 323 40 00 006 323 74 00
					10.04 -				124 678 		005 323 96 00 006 323 73 00 007 323 14 00 958 323 08 00 958 323 09 00
10.04 -		125 898 		005 323 97 00 006 323 21 00 006 323 72 00 375 323 01 00 958 323 05 00							
		290 242 		006 323 45 00							
				124 313 					005 326 10 00		
				125 908 					005 326 33 00 958 326 05 00 958 326 08 00		
1828 A, 1829 A 1833 A	10.04 -	950.562-563			310 807 		005 323 99 00 006 323 83 00				
	10.04 -				124 639 		006 323 33 00 006 323 39 00 006 323 40 00 006 323 74 00				
					290 242 		006 323 45 00				
						131 854 			006 323 14 00		
							124 313 		005 326 10 00		
							125 908 		005 326 33 00 958 326 05 00 958 326 08 00		








Achtung: Unsere Artikel sind nur als Ersatz für die angegebenen OE-Nummern gültig. In der Spalte "Ref." ist lediglich ein Teil der OE-Nummern aufgeführt. Die vollständige Auflistung aller Vergleichsnummern finden Sie im Anhang.
 Attention: The articles are only valid as replacement for the listed OE-numbers. In the column "Ref." only a selection of OE-No. is given. The complete listing you can see in the appendix. (151)

		Baumuster Model						Ref.
--	--	--------------------	---	---	---	--	---	------








MERCEDES-BENZ

AXOR 1823 - 2044		01.02 -							
1833 K	10.04 -	952.502-503			124 639 		006 323 33 00 006 323 39 00 006 323 40 00 006 323 74 00		
					124 678 		005 323 96 00 006 323 73 00 007 323 14 00 958 323 08 00 958 323 09 00		
					125 898 		005 323 97 00 006 323 21 00 006 323 72 00 375 323 01 00 958 323 05 00		
					290 242 		006 323 45 00		
					124 313 		005 326 10 00		
					125 908 		005 326 33 00 958 326 05 00 958 326 08 00		
		952.503 952.502			131 622		006 323 54 00		
					312 644 	Achsausführung / Axle Version: Hendrickson	(4)		
1835 LS 1836 LS 1840 LS 1840 LS 1843 LS 1843 LS	01.02 - 10.04 10.04 -	944.032-033			125 898 		005 323 97 00 006 323 21 00 006 323 72 00 375 323 01 00 958 323 05 00		
					131 622 	Achslast [t] / Axle Load [t]: 7,5	(6)	006 323 54 00	
						131 944 	Achslast [t] / Axle Load [t]: 7,1	(6)	006 323 51 00 006 323 60 00 006 323 78 00 006 323 79 00 357 323 00 00 375 323 00 00
						131 623 		005 326 74 00 006 326 01 00	
						310 617 		005 326 73 00 006 326 00 00	
						311 644 		005 326 88 00 006 326 03 00 006 326 12 00	
						311 665 		006 326 11 00	
						311 668 		005 326 69 00 005 326 98 00 006 326 10 00	
			944.033 944.032 375.408 374.651			312 644 	Achsausführung / Axle Version: Hendrickson	(4)	
	AXOR 2436 - 2543		01.02 -						
2436 LS, 2536 LS 2440 LS, 2540 LS 2443 LS, 2543 LS	10.04 - 10.04 - 10.04 -	944.235			125 898 		005 323 97 00 006 323 21 00 006 323 72 00 375 323 01 00 958 323 05 00		
					131 622 	Achslast [t] / Axle Load [t]: 7,5	(6)	006 323 54 00	
					311 665 			006 326 11 00	

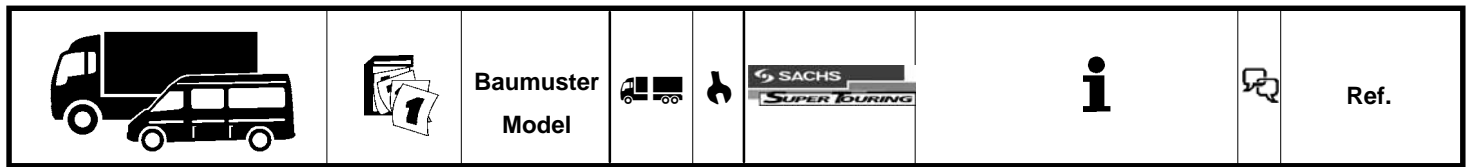
Achtung: Unsere Artikel sind nur als Ersatz für die angegebenen OE-Nummern gültig. In der Spalte "Ref." ist lediglich ein Teil der OE-Nummern aufgeführt. Die vollständige Auflistung aller Vergleichsnummern finden Sie im Anhang.
Attention: The articles are only valid as replacement for the listed OE-numbers. In the column "Ref." only a selection of OE-No. is given. The complete listing you can see in the appendix. (151)

		Baumuster Model						Ref.
--	---	--------------------	---	---	---	---	---	------

MERCEDES-BENZ

AXOR 2436 - 2543		01.02 -						
2523	01.02 - 10.04	375.322			131 622			006 323 54 00
2523 K	01.02 - 10.04	375.321			131 944	Achslast [t] / Axle Load [t]: 7,5	(6)	006 323 51 00 006 323 60 00 006 323 78 00 006 323 79 00 357 323 00 00 375 323 00 00
2528	01.02 - 10.04	321.322 375.323						
					131 056 ●	Achslast [t] / Axle Load [t]: 7,5	(6)	006 323 51 00 375 323 00 00
					312 644 	Achsausführung / Axle Version: Hendrickson	(4)	
					131 534 			004 326 99 00

Achtung: Unsere Artikel sind nur als Ersatz für die angegebenen OE-Nummern gültig. In der Spalte "Ref." ist lediglich ein Teil der OE-Nummern aufgeführt. Die vollständige Auflistung aller Vergleichsnummern finden Sie im Anhang.
 Attention: The articles are only valid as replacement for the listed OE-numbers. In the column "Ref." only a selection of OE-No. is given. The complete listing you can see in the appendix. (151)













































MERCEDES-BENZ

AXOR 2436 - 2543		01.02 -							
2528 L, 2529 L 2533 L	10.04 - 10.04 -	950.602-605			124 358		006 323 16 00		
					124 639		006 323 33 00 006 323 39 00 006 323 40 00 006 323 74 00		
	125 898					005 323 97 00 006 323 21 00 006 323 72 00 375 323 01 00 958 323 05 00			
	131 056					006 323 51 00 375 323 00 00			
	131 747					006 323 65 00 006 323 71 00 958 323 06 00 958 323 07 00 958 323 10 00 958 323 12 00			
	131 944					006 323 51 00 006 323 60 00 006 323 78 00 006 323 79 00 357 323 00 00 375 323 00 00			
	310 805					005 323 95 00 006 323 37 00 006 323 61 00			
							124 360		005 326 12 00 006 326 56 00
							124 376		005 326 14 00 006 326 05 00
							131 855		005 326 24 00
							131 856		005 326 26 00
	950.602-605 950.613-614						310 807		005 323 99 00 006 323 83 00
		131 854		006 323 14 00					
				310 807		Vorlaufachse / Leading Axle	(103) 005 323 99 00 006 323 83 00		
				131 854			Vorlaufachse / Leading Axle (103) 006 323 14 00		
	950.605 950.603 950.613 374.523 950.614 950.602 950.604			131 622		006 323 54 00			
				312 644		Achsausführung / Axle Version: Hendrickson (4)			
	950.613-614			124 361		005 326 25 00 006 326 60 00			
				311 669		006 326 04 00			
				131 853		005 326 61 00			
				131 852		005 326 62 00			

Achtung: Unsere Artikel sind nur als Ersatz für die angegebenen OE-Nummern gültig. In der Spalte "Ref." ist lediglich ein Teil der OE-Nummern aufgeführt. Die vollständige Auflistung aller Vergleichsnummern finden Sie im Anhang.
 Attention: The articles are only valid as replacement for the listed OE-numbers. In the column "Ref." only a selection of OE-No. is given. The complete listing you can see in the appendix. (151)

		Baumuster Model						Ref.
--	--	--------------------	---	---	---	--	---	------














MERCEDES-BENZ

AXOR 2436 - 2543		01.02 -											
2535 LS, 4x2 2540 LS, 4x2 2543 LS, 4x2	01.02 - 10.04				131 622	Achslast [t] / Axle Load [t]: 7,1	(6)	006 323 54 00					
	01.02 - 10.04				131 944			006 323 51 00					
	01.02 - 10.04							006 323 60 00					
								006 323 78 00 006 323 79 00 357 323 00 00 375 323 00 00					
					300 019 			005 326 67 00 005 326 97 00					
					312 644 	Achsausführung / Axle Version: Hendrickson	(4)						
2535 LS, 6x2 2540 LS, 6x2 2543 LS, 6x2	01.02 - 10.04 01.02 - 10.04 01.02 - 10.04	944.233			125 898 			005 323 97 00 006 323 21 00 006 323 72 00 375 323 01 00 958 323 05 00					
					131 622 	Achslast [t] / Axle Load [t]: 7,5	(6)	006 323 54 00					
					131 944 	Achslast [t] / Axle Load [t]: 7,1	(6)	006 323 51 00 006 323 60 00 006 323 78 00 006 323 79 00 357 323 00 00 375 323 00 00					
									300 019 			005 326 67 00 005 326 97 00	
										311 665 		006 326 11 00	
										312 644 	Achsausführung / Axle Version: Hendrickson	(4)	
2535 L, 2536 L 2540 L 2543 L	10.04 - 10.04 - 10.04 -	940.203-205			310 807 			005 323 99 00 006 323 83 00					
					124 639 			006 323 33 00 006 323 39 00 006 323 40 00 006 323 74 00					
					125 898 			005 323 97 00 006 323 21 00 006 323 72 00 375 323 01 00 958 323 05 00					
					131 747 			006 323 65 00 006 323 71 00 958 323 06 00 958 323 07 00 958 323 10 00 958 323 12 00					
								131 854 			006 323 14 00		
									124 376 		005 326 14 00 006 326 05 00		
									124 360 		005 326 12 00 006 326 56 00		
									131 856 		005 326 26 00		
									131 855 		005 326 24 00		
							940.204			131 944 		006 323 51 00 006 323 60 00 006 323 78 00 006 323 79 00 357 323 00 00 375 323 00 00	
							940.204/205 940.203			131 622		006 323 54 00	
										312 644 	Achsausführung / Axle Version: Hendrickson	(4)	

Achtung: Unsere Artikel sind nur als Ersatz für die angegebenen OE-Nummern gültig. In der Spalte "Ref." ist lediglich ein Teil der OE-Nummern aufgeführt. Die vollständige Auflistung aller Vergleichsnummern finden Sie im Anhang.
Attention: The articles are only valid as replacement for the listed OE-numbers. In the column "Ref." only a selection of OE-No. is given. The complete listing you can see in the appendix. (151)

		Baumuster Model						Ref.
--	--	--------------------	---	---	---	--	---	------





















MERCEDES-BENZ

AXOR 2623 - 2831		09.01 -								
2623 L	01.02 - 10.04	375.351			131 944	Achslast [t] / Axle Load [t]: 7,5	(6)	006 323 51 00		
2628 B, 6x2	01.02 - 10.04	375.374						006 323 60 00		
2628 B, 6x4	01.02 - 10.04	375.373						006 323 78 00		
2628 K, 6x2	01.02 - 10.04							006 323 79 00		
2628 K, 6x4	01.02 - 10.04							357 323 00 00		
2628 L	01.02 - 10.04							375 323 00 00		
					131 056 ●	Achslast [t] / Axle Load [t]: 7,5	(6)	006 323 51 00		
					131 534			375 323 00 00		
								004 326 99 00		
2628, 2629 2633	10.04 - 10.04 -	950.642-643			124 358			006 323 16 00		
					124 639				006 323 33 00	
									006 323 39 00	
									006 323 40 00	
									006 323 74 00	
							125 898			005 323 97 00
										006 323 21 00
										006 323 72 00
										375 323 01 00
										958 323 05 00
					131 056			006 323 51 00		
								375 323 00 00		
					131 747			006 323 65 00		
								006 323 71 00		
								958 323 06 00		
								958 323 07 00		
								958 323 10 00		
								958 323 12 00		
					131 944			006 323 51 00		
								006 323 60 00		
								006 323 78 00		
								006 323 79 00		
								357 323 00 00		
								375 323 00 00		
					310 805			005 323 95 00		
								006 323 37 00		
								006 323 61 00		
					124 567			005 326 09 00		
								005 326 57 00		
								005 326 58 00		
								005 326 59 00		
								005 326 63 00		
								006 326 67 00		
								958 326 04 00		
								958 326 09 00		
2628 B, 2629 B 2633 B	10.04 - 10.04 -	953.641 953.643			124 639			006 323 33 00		
									006 323 39 00	
									006 323 40 00	
								006 323 74 00		
					125 898			005 323 97 00		
								006 323 21 00		
								006 323 72 00		
								375 323 01 00		
								958 323 05 00		
					124 567			005 326 09 00		
								005 326 57 00		
								005 326 58 00		
								005 326 59 00		
								005 326 63 00		
								006 326 67 00		
								958 326 04 00		
								958 326 09 00		

Achtung: Unsere Artikel sind nur als Ersatz für die angegebenen OE-Nummern gültig. In der Spalte "Ref." ist lediglich ein Teil der OE-Nummern aufgeführt. Die vollständige Auflistung aller Vergleichsnummern finden Sie im Anhang.
 Attention: The articles are only valid as replacement for the listed OE-numbers. In the column "Ref." only a selection of OE-No. is given. The complete listing you can see in the appendix. (151)

		Baumuster Model						Ref.
--	---	--------------------	---	---	---	---	---	------





























MERCEDES-BENZ

AXOR 2623 - 2831		09.01 -						
2628 K, 2629 K 2633 K	10.04 - 10.04 -	952.641-643		○○	124 639 			006 323 33 00 006 323 39 00 006 323 40 00 006 323 74 00
					125 898 			005 323 97 00 006 323 21 00 006 323 72 00 375 323 01 00 958 323 05 00
				○○	124 567 			005 326 09 00 005 326 57 00 005 326 58 00 005 326 59 00 005 326 63 00 006 326 67 00 958 326 04 00 958 326 09 00
2636 B	10.04 -	943.142/143		○○	124 639 			006 323 33 00 006 323 39 00 006 323 40 00 006 323 74 00
					124 678 	Achslast [t] / Axle Load [t]: 7,5	(6)	005 323 96 00 006 323 73 00 007 323 14 00 958 323 08 00 958 323 09 00
					125 898 			005 323 97 00 006 323 21 00 006 323 72 00 375 323 01 00 958 323 05 00
				○○	131 622 	Achslast [t] / Axle Load [t]: 7,5	(6)	006 323 54 00
				○○	124 567 			005 326 09 00 005 326 57 00 005 326 58 00 005 326 59 00 005 326 63 00 006 326 67 00 958 326 04 00 958 326 09 00
2636 K 2643 K	10.04 - 10.04 -	942.142-143		○○	124 639 			006 323 33 00 006 323 39 00 006 323 40 00 006 323 74 00
					125 898 			005 323 97 00 006 323 21 00 006 323 72 00 375 323 01 00 958 323 05 00
				○○	131 622 			006 323 54 00
				○○	124 567 			005 326 09 00 005 326 57 00 005 326 58 00 005 326 59 00 005 326 63 00 006 326 67 00 958 326 04 00 958 326 09 00

Achtung: Unsere Artikel sind nur als Ersatz für die angegebenen OE-Nummern gültig. In der Spalte "Ref." ist lediglich ein Teil der OE-Nummern aufgeführt. Die vollständige Auflistung aller Vergleichsnummern finden Sie im Anhang.
 Attention: The articles are only valid as replacement for the listed OE-numbers. In the column "Ref." only a selection of OE-No. is given. The complete listing you can see in the appendix. (151)

		Baumuster Model						Ref.
--	--	--------------------	---	---	---	--	---	------





























MERCEDES-BENZ

AXOR 2623 - 2831		09.01 -						
2640 B	10.04 -	943.141-143			124 639 			006 323 33 00 006 323 39 00 006 323 40 00 006 323 74 00
					124 678 	Achslast [t] / Axle Load [t]: 7,5	(6)	005 323 96 00 006 323 73 00 007 323 14 00 958 323 08 00 958 323 09 00
					125 898 			005 323 97 00 006 323 21 00 006 323 72 00 375 323 01 00 958 323 05 00
					131 622 	Achslast [t] / Axle Load [t]: 7,5	(6)	006 323 54 00
					124 567 			005 326 09 00 005 326 57 00 005 326 58 00 005 326 59 00 005 326 63 00 006 326 67 00 958 326 04 00 958 326 09 00
2640 K	10.04 -	942.141-143			125 898 			005 323 97 00 006 323 21 00 006 323 72 00 375 323 01 00 958 323 05 00
					131 622 			006 323 54 00
				124 567 			005 326 09 00 005 326 57 00 005 326 58 00 005 326 59 00 005 326 63 00 006 326 67 00 958 326 04 00 958 326 09 00	
		942.142-143			124 639 			006 323 33 00 006 323 39 00 006 323 40 00 006 323 74 00
2643 B	10.04 -	943.142/143			124 639 			006 323 33 00 006 323 39 00 006 323 40 00 006 323 74 00
					124 678 	Achslast [t] / Axle Load [t]: 7,5	(6)	005 323 96 00 006 323 73 00 007 323 14 00 958 323 08 00 958 323 09 00
					125 898 			005 323 97 00 006 323 21 00 006 323 72 00 375 323 01 00 958 323 05 00
					131 622 	ab Achslast [t] / From Axle Load [t]: 7,5(105)		006 323 54 00
					124 567 			005 326 09 00 005 326 57 00 005 326 58 00 005 326 59 00 005 326 63 00 006 326 67 00 958 326 04 00 958 326 09 00

Achtung: Unsere Artikel sind nur als Ersatz für die angegebenen OE-Nummern gültig. In der Spalte "Ref." ist lediglich ein Teil der OE-Nummern aufgeführt. Die vollständige Auflistung aller Vergleichsnummern finden Sie im Anhang.
 Attention: The articles are only valid as replacement for the listed OE-numbers. In the column "Ref." only a selection of OE-No. is given. The complete listing you can see in the appendix. (151)

		Baumuster Model						Ref.
--	--	--------------------	---	---	---	--	---	------















MERCEDES-BENZ

AXOR 3228 - 4144		09.01 -							
3228	01.02 - 10.04				131 944	Achslast [t] / Axle Load [t]: 7,5	(6)	006 323 51 00 006 323 60 00 006 323 78 00 006 323 79 00 357 323 00 00 375 323 00 00	
					131 056 ●	Achslast [t] / Axle Load [t]: 7,5	(6)	006 323 51 00 375 323 00 00	
					131 534 				004 326 99 00
3236 B 3240 B 3243 B	10.04 - 10.04 - 10.04 -	943.304/305			124 678 	Achslast [t] / Axle Load [t]: 7,5	(6)	005 323 96 00 006 323 73 00 007 323 14 00 958 323 08 00 958 323 09 00	
					124 567 				005 326 09 00 005 326 57 00 005 326 58 00 005 326 59 00 005 326 63 00 006 326 67 00 958 326 04 00 958 326 09 00
3236 K 3240 K 3243 K	10.04 - 10.04 - 10.04 -	942.304-305 942.307			124 678 			005 323 96 00 006 323 73 00 007 323 14 00 958 323 08 00 958 323 09 00	
					124 567 				005 326 09 00 005 326 57 00 005 326 58 00 005 326 59 00 005 326 63 00 006 326 67 00 958 326 04 00 958 326 09 00
3240 3243	03.05 - 03.05 -	940.365			125 898 			005 323 97 00 006 323 21 00 006 323 72 00 375 323 01 00 958 323 05 00	
					131 056 				006 323 51 00 375 323 00 00
					131 944 				006 323 51 00 006 323 60 00 006 323 78 00 006 323 79 00 357 323 00 00 375 323 00 00

Achtung: Unsere Artikel sind nur als Ersatz für die angegebenen OE-Nummern gültig. In der Spalte "Ref." ist lediglich ein Teil der OE-Nummern aufgeführt. Die vollständige Auflistung aller Vergleichsnummern finden Sie im Anhang.
Attention: The articles are only valid as replacement for the listed OE-numbers. In the column "Ref." only a selection of OE-No. is given. The complete listing you can see in the appendix. (151)

		Baumuster Model						Ref.
--	--	--------------------	---	---	---	--	---	------






















MERCEDES-BENZ

AXOR 3228 - 4144		09.01 -						
3335 3340 3343	10.04 -	940.163		○○	124 678 		005 323 96 00 006 323 73 00 007 323 14 00 958 323 08 00 958 323 09 00	
	10.04 -				125 898 		005 323 97 00 006 323 21 00 006 323 72 00 375 323 01 00 958 323 05 00	
	10.04 -			○○	124 567 		005 326 09 00 005 326 57 00 005 326 58 00 005 326 59 00 005 326 63 00 006 326 67 00 958 326 04 00 958 326 09 00	
					124 638 		005 326 60 00 005 326 64 00 005 326 66 00 006 326 24 00 006 326 68 00 958 326 06 00 958 326 07 00 A 005 326 66 00 A 006 326 24 00	
3340 K	10.04 -	942.162-163		○○	124 639 		006 323 33 00 006 323 39 00 006 323 40 00 006 323 74 00	
					124 678 		005 323 96 00 006 323 73 00 007 323 14 00 958 323 08 00 958 323 09 00	
					125 898 		005 323 97 00 006 323 21 00 006 323 72 00 375 323 01 00 958 323 05 00	
					290 242 		006 323 45 00	
				○○	124 567 		005 326 09 00 005 326 57 00 005 326 58 00 005 326 59 00 005 326 63 00 006 326 67 00 958 326 04 00 958 326 09 00	
					124 638 		005 326 60 00 005 326 64 00 005 326 66 00 006 326 24 00 006 326 68 00 958 326 06 00 958 326 07 00 A 005 326 66 00 A 006 326 24 00	

Achtung: Unsere Artikel sind nur als Ersatz für die angegebenen OE-Nummern gültig. In der Spalte "Ref." ist lediglich ein Teil der OE-Nummern aufgeführt. Die vollständige Auflistung aller Vergleichsnummern finden Sie im Anhang.
 Attention: The articles are only valid as replacement for the listed OE-numbers. In the column "Ref." only a selection of OE-No. is given. The complete listing you can see in the appendix. (151)

		Baumuster Model						Ref.
--	--	--------------------	---	---	---	--	---	------

MERCEDES-BENZ





AXOR 3228 - 4144		09.01 -							
3340 B	10.04 -	943.162/163			124 639 			006 323 33 00 006 323 39 00 006 323 40 00 006 323 74 00	
					124 678 	Achslast [t] / Axle Load [t]: 7,5	(6)	005 323 96 00 006 323 73 00 007 323 14 00 958 323 08 00 958 323 09 00	
					125 898 			005 323 97 00 006 323 21 00 006 323 72 00 375 323 01 00 958 323 05 00	
					290 242 	Achslast [t] / Axle Load [t]: 9	(6)	006 323 45 00	
					124 567 			005 326 09 00 005 326 57 00 005 326 58 00 005 326 59 00 005 326 63 00 006 326 67 00 958 326 04 00 958 326 09 00	
					124 638 			005 326 60 00 005 326 64 00 005 326 66 00 006 326 24 00 006 326 68 00 958 326 06 00 958 326 07 00 A 005 326 66 00 A 006 326 24 00	
ECONIC		03.98 -							
1823 LL	03.98 -	957.542			310 807 			005 323 99 00 006 323 83 00	
1828 LL	03.98 -	957.541					300 021 		005 326 80 00 006 326 02 00
		957.543					310 162 		005 326 22 00 006 326 30 00
2628 LL, 6x2/4	03.98 -	957.666			300 021 			005 326 80 00 006 326 02 00	
2628 LL, 6x4	01.98 -	957.653/654			310 162 		005 326 22 00 006 326 30 00		
		957.682							
		957.661							
		957.664							
		957.657							
		957.656							
		957.663							
		957.681							
		957.662							

Achtung: Unsere Artikel sind nur als Ersatz für die angegebenen OE-Nummern gültig. In der Spalte "Ref." ist lediglich ein Teil der OE-Nummern aufgeführt. Die vollständige Auflistung aller Vergleichsnummern finden Sie im Anhang.
 Attention: The articles are only valid as replacement for the listed OE-numbers. In the column "Ref." only a selection of OE-No. is given. The complete listing you can see in the appendix. (151)

		Baumuster Model						Ref.
--	--	--------------------	---	---	---	--	---	------

MERCEDES-BENZ

SPRINTER 2-t Kasten (901, 902) 01.95 - 05.06

214	02.95 - 05.06			115 904 =		904 320 07 30 904 320 08 30 904 320 13 30 904 320 14 30 904 320 16 30 904 320 18 30 904 320 19 30 904 320 26 30				
214 NGT	04.00 - 05.06					115 905 =HD	wahlweise HD für 115 904 / optionally HD for 115 904	(145) 904 320 23 30 904 320 25 30		
208 CDI	04.00 - 05.06					115 906 =		690 320 71 30 901 320 02 30 901 320 03 30 901 320 08 30 901 320 13 30 901 320 14 30 901 320 15 30 901 320 18 30 901 320 20 30 901 320 21 30 901 320 22 30 901 320 29 30 903 320 01 30 903 320 02 30		
208 D, 58 kW	02.95 - 04.00					115 907 =HD	wahlweise HD für 115 906 / optionally HD for 115 906	(146) 903 320 03 30 903 320 05 30		
208 D, 60 kW	10.96 - 04.00					115 906 =	für Campingfahrzeuge / for campers	(110) 690 320 71 30 901 320 02 30 901 320 03 30 901 320 08 30 901 320 13 30 901 320 14 30 901 320 15 30 901 320 18 30 901 320 20 30 901 320 21 30 901 320 22 30 901 320 29 30 903 320 01 30 903 320 02 30		
210 D	01.97 - 04.00					115 907 =	für Campingfahrzeuge / for campers	(110) 903 320 03 30 903 320 05 30		
211 CDI	04.00 - 05.06					290 379		901 320 08 31		
212 D	02.95 - 04.00							290 377		901 320 00 31 901 320 02 31 901 320 04 31 901 320 06 31 901 320 07 31
213 CDI	04.00 - 05.06							290 378 HD	wahlweise HD für 290 377 / optionally HD for 290 377	(147) 903 320 01 31
216 CDI	04.00 - 05.06							290 378	für Campingfahrzeuge / for campers	(110) 903 320 01 31





Achtung: Unsere Artikel sind nur als Ersatz für die angegebenen OE-Nummern gültig. In der Spalte "Ref." ist lediglich ein Teil der OE-Nummern aufgeführt. Die vollständige Auflistung aller Vergleichsnummern finden Sie im Anhang.

Attention: The articles are only valid as replacement for the listed OE-numbers. In the column "Ref." only a selection of OE-No. is given. The complete listing you can see in the appendix. (151)

		Baumuster Model						Ref.
--	--	--------------------	---	---	---	--	---	------

MERCEDES-BENZ



SPRINTER 2-t Pritsche/Fahrgestell (901, 902) 01.95 - 05.06

214	02.95 - 05.06			115 904 =		904 320 07 30 904 320 08 30 904 320 13 30 904 320 14 30 904 320 16 30 904 320 18 30 904 320 19 30 904 320 26 30				
214 NGT	04.00 - 05.06					115 905 =HD	wahlweise HD für 115 904 / optionally HD for 115 904	(145) 904 320 23 30 904 320 25 30		
208 CDI	04.00 - 05.06					115 906 =		690 320 71 30 901 320 02 30 901 320 03 30 901 320 08 30 901 320 13 30 901 320 14 30 901 320 15 30 901 320 18 30 901 320 20 30 901 320 21 30 901 320 22 30 901 320 29 30 903 320 01 30 903 320 02 30		
208 D, 58 kW	01.95 - 04.00					115 907 =HD	wahlweise HD für 115 906 / optionally HD for 115 906	(146) 903 320 03 30 903 320 05 30		
208 D, 60 kW	09.96 - 04.00					115 906 =	für Campingfahrzeuge / for campers	(110) 690 320 71 30 901 320 02 30 901 320 03 30 901 320 08 30 901 320 13 30 901 320 14 30 901 320 15 30 901 320 18 30 901 320 20 30 901 320 21 30 901 320 22 30 901 320 29 30 903 320 01 30 903 320 02 30		
210 D	01.97 - 04.00					115 907 =	für Campingfahrzeuge / for campers	(110) 903 320 03 30 903 320 05 30		
211 CDI	04.00 - 05.06					290 379		901 320 08 31		
212 D	02.95 - 04.00							290 377		901 320 00 31 901 320 02 31 901 320 04 31 901 320 06 31 901 320 07 31
213 CDI	04.00 - 05.06							290 378 HD	wahlweise HD für 290 377 / optionally HD for 290 377	(147) 903 320 01 31
216 CDI	04.00 - 05.06							290 378	für Campingfahrzeuge / for campers	(110) 903 320 01 31

Achtung: Unsere Artikel sind nur als Ersatz für die angegebenen OE-Nummern gültig. In der Spalte "Ref." ist lediglich ein Teil der OE-Nummern aufgeführt. Die vollständige Auflistung aller Vergleichsnummern finden Sie im Anhang.
 Attention: The articles are only valid as replacement for the listed OE-numbers. In the column "Ref." only a selection of OE-No. is given. The complete listing you can see in the appendix. (151)

		Baumuster Model						Ref.
--	--	--------------------	---	---	---	--	---	------

MERCEDES-BENZ



SPRINTER 3-t Kasten (903)		01.95 - 05.06							
314	02.95 - 05.06			115 904 =			904 320 07 30 904 320 08 30 904 320 13 30 904 320 14 30 904 320 16 30 904 320 18 30 904 320 19 30 904 320 26 30		
314 4x4	08.02 - 05.06					115 905 =HD	wahlweise HD für 115 904 / optionally HD for 115 904	(145)	904 320 23 30 904 320 25 30
314 NGT	04.00 - 05.06					115 906 =			690 320 71 30 901 320 02 30 901 320 03 30 901 320 08 30 901 320 13 30 901 320 14 30 901 320 15 30 901 320 18 30 901 320 20 30 901 320 21 30 901 320 22 30 901 320 29 30 903 320 01 30 903 320 02 30
308 CDI	04.00 - 05.06					115 907 =HD	wahlweise HD für 115 906 / optionally HD for 115 906	(146)	903 320 03 30 903 320 05 30
308 D 2.3, 58 kW	02.95 - 04.00					115 906 =	für Campingfahrzeuge / for campers	(110)	690 320 71 30 901 320 02 30 901 320 03 30 901 320 08 30 901 320 13 30 901 320 14 30 901 320 15 30 901 320 18 30 901 320 20 30 901 320 21 30 901 320 22 30 901 320 29 30 903 320 01 30 903 320 02 30
308 D 2.3, 60 kW	02.95 - 04.00					115 907 =	für Campingfahrzeuge / for campers	(110)	903 320 03 30 903 320 05 30
310 D 2.9	02.95 - 04.00					115 905 =	für Campingfahrzeuge / for campers	(110)	904 320 23 30 904 320 25 30
311 CDI	04.00 - 05.06					290 379			901 320 08 31
311 CDI 4x4	08.02 - 05.06					290 377			901 320 00 31 901 320 02 31 901 320 04 31 901 320 06 31 901 320 07 31
312 D 2.9	02.95 - 04.00					290 378 HD	wahlweise HD für 290 377 / optionally HD for 290 377	(147)	903 320 01 31
312 D 2.9 4x4	05.97 - 08.02					290 378	für Campingfahrzeuge / for campers	(110)	903 320 01 31
313 CDI	04.00 - 05.06								
313 CDI 4x4	08.02 - 05.06								
316 CDI	04.00 - 05.06								
316 CDI 4x4	08.02 - 05.06								

Achtung: Unsere Artikel sind nur als Ersatz für die angegebenen OE-Nummern gültig. In der Spalte "Ref." ist lediglich ein Teil der OE-Nummern aufgeführt. Die vollständige Auflistung aller Vergleichsnummern finden Sie im Anhang.
 Attention: The articles are only valid as replacement for the listed OE-numbers. In the column "Ref." only a selection of OE-No. is given. The complete listing you can see in the appendix. (151)

		Baumuster Model						Ref.
--	---	--------------------	---	---	---	---	---	------

MERCEDES-BENZ









SPRINTER 3-t Pritsche/Fahrgestell (903) 01.95 - 05.06

314	02.95 - 05.06			115 904 =			904 320 07 30 904 320 08 30 904 320 13 30 904 320 14 30 904 320 16 30 904 320 18 30 904 320 19 30 904 320 26 30		
314 4x4	08.02 - 05.06					115 905 =HD	wahlweise HD für 115 904 / optionally HD for 115 904	(145)	904 320 23 30 904 320 25 30
314 NGT	04.00 - 05.06					115 906 =			690 320 71 30 901 320 02 30 901 320 03 30 901 320 08 30 901 320 13 30 901 320 14 30 901 320 15 30 901 320 18 30 901 320 20 30 901 320 21 30 901 320 22 30 901 320 29 30 903 320 01 30 903 320 02 30
308 CDI	04.00 - 05.06					115 907 =HD	wahlweise HD für 115 906 / optionally HD for 115 906	(146)	903 320 03 30 903 320 05 30
308 D 2.3, 58 kW	02.95 - 04.00					115 906 =	für Campingfahrzeuge / for campers	(110)	690 320 71 30 901 320 02 30 901 320 03 30 901 320 08 30 901 320 13 30 901 320 14 30 901 320 15 30 901 320 18 30 901 320 20 30 901 320 21 30 901 320 22 30 901 320 29 30 903 320 01 30 903 320 02 30
308 D 2.3, 60 kW	11.96 - 04.00					115 907 =	für Campingfahrzeuge / for campers	(110)	903 320 03 30 903 320 05 30
310 D 2.9	01.97 - 04.00					115 905 =	für Campingfahrzeuge / for campers	(110)	904 320 23 30 904 320 25 30
311 CDI	04.00 - 05.06					290 379			901 320 08 31
311 CDI 4x4	08.02 - 05.06					290 377			901 320 00 31 901 320 02 31 901 320 04 31 901 320 06 31 901 320 07 31
312 D 2.9	02.95 - 04.00					290 378 HD	wahlweise HD für 290 377 / optionally HD for 290 377	(147)	903 320 01 31
313 CDI	04.00 - 05.06					290 378	für Campingfahrzeuge / for campers	(110)	903 320 01 31
313 CDI 4x4	08.02 - 05.06								
316 CDI	04.00 - 05.06								
316 CDI 4x4	08.02 - 05.06								

Achtung: Unsere Artikel sind nur als Ersatz für die angegebenen OE-Nummern gültig. In der Spalte "Ref." ist lediglich ein Teil der OE-Nummern aufgeführt. Die vollständige Auflistung aller Vergleichsnummern finden Sie im Anhang.
 Attention: The articles are only valid as replacement for the listed OE-numbers. In the column "Ref." only a selection of OE-No. is given. The complete listing you can see in the appendix. (151)

		Baumuster Model						Ref.
--	--	--------------------	---	---	---	--	---	------

MERCEDES-BENZ








SPRINTER 4-t Kasten (904)		02.96 - 05.06									
414	02.96 - 05.06			115 905 =			904 320 23 30	904 320 25 30			
414 4x4	05.97 - 05.06			115 907 =			903 320 03 30	903 320 05 30			
408 CDI	04.00 - 05.06				115 904 =			904 320 07 30	904 320 08 30	904 320 13 30	
408 D	02.96 - 05.06							904 320 14 30	904 320 16 30	904 320 18 30	
410 D	02.96 - 05.06							904 320 19 30	904 320 26 30		
410 D 4x4	05.97 - 05.06										
411 CDI	04.00 - 05.06										
411 CDI 4x4	04.00 - 05.06										
412 D, 85 kW	02.96 - 05.06										
412 D 4x4, 85 kW	05.97 - 05.06										
412 D, 90 kW	02.96 - 05.06				115 905 =HD	wahlweise HD für 115 904 / optionally HD for 115 904	(145)	904 320 23 30	904 320 25 30		
412 D 4x4, 90 kW	05.97 - 05.06										
413 CDI	04.00 - 05.06				115 906 =			690 320 71 30	901 320 02 30	901 320 03 30	
413 CDI 4x4	04.00 - 05.06							901 320 08 30	901 320 13 30	901 320 14 30	901 320 15 30
416 CDI	04.00 - 05.06							901 320 18 30	901 320 20 30	901 320 21 30	901 320 22 30
416 CDI 4x4	04.00 - 05.06	901 320 29 30	903 320 01 30					903 320 02 30			
				124 654			904 320 01 31	904 320 02 31			
				904 326 01 00							
			290 955	für Campingfahrzeuge / for campers	(110)	904 320 03 31					

Achtung: Unsere Artikel sind nur als Ersatz für die angegebenen OE-Nummern gültig. In der Spalte "Ref." ist lediglich ein Teil der OE-Nummern aufgeführt. Die vollständige Auflistung aller Vergleichsnummern finden Sie im Anhang.
 Attention: The articles are only valid as replacement for the listed OE-numbers. In the column "Ref." only a selection of OE-No. is given. The complete listing you can see in the appendix. (151)






		Baumuster Model						Ref.
--	---	--------------------	---	---	---	---	---	------

MERCEDES-BENZ






SPRINTER 4-t Pritsche/Fahrgestell (904) 02.96 - 05.06

414	02.96 - 05.06				115 905 =		904 320 23 30 904 320 25 30		
414 4x4	05.97 - 05.06				115 907 =		903 320 03 30 903 320 05 30		
408 CDI	04.00 - 05.06						115 904 =		904 320 07 30 904 320 08 30 904 320 13 30 904 320 14 30 904 320 16 30 904 320 18 30 904 320 19 30 904 320 26 30
408 D	02.96 - 05.06								
410 D	02.96 - 05.06								
410 D 4x4	05.97 - 05.06								
411 CDI	04.00 - 05.06								
411 CDI 4x4	04.00 - 05.06								
412 D, 85 kW	02.96 - 05.06								
412 D 4x4, 85 kW	05.97 - 05.06								
412 D, 90 kW	02.96 - 05.06					115 905 =HD	wahlweise HD für 115 904 / optionally (145) HD for 115 904	904 320 23 30 904 320 25 30	
412 D 4x4, 90 kW	05.97 - 05.06								
413 CDI	04.00 - 05.06					115 906 =		690 320 71 30 901 320 02 30 901 320 03 30 901 320 08 30 901 320 13 30 901 320 14 30 901 320 15 30 901 320 18 30 901 320 20 30 901 320 21 30 901 320 22 30 901 320 29 30 903 320 01 30 903 320 02 30	
413 CDI 4x4	04.00 - 05.06								
416 CDI	04.00 - 05.06								
416 CDI 4x4	04.00 - 05.06								
			124 654		904 320 01 31 904 320 02 31 904 326 01 00				
			290 955	für Campingfahrzeuge / for campers (110)	904 320 03 31				

T1 Kasten (601) 05.77 - 02.96

210 2.3, 70 kW	07.82 - 02.96				101 496		601 320 00 30 601 320 01 30 601 320 07 30		
210 2.3, 77 kW	05.89 - 02.96				101 597 HD●		601 320 02 30 601 320 03 30 601 320 04 30		
207 D 2.4	06.82 - 01.90								
208 D 2.3, 58 kW	11.88 - 02.96						101 497		601 320 04 31 601 320 06 31 601 320 08 31 601 320 12 31
208 D 2.3, 60 kW	10.88 - 02.96								
209 D 2.9	12.82 - 01.90								
210 D 2.8, 70 kW	10.88 - 02.96								
210 D 2.8, 72 kW	10.88 - 02.96					310 770 HD●		602 320 05 31 602 320 07 31 602 320 08 31	




































T1 Pritsche/Fahrgestell (601) 01.77 - 02.96

210 2.3, 63 kW	04.77 - 10.89				101 496		601 320 00 30 601 320 01 30 601 320 07 30		
210 2.3, 70 kW	04.77 - 10.89				101 597 HD●		601 320 02 30 601 320 03 30 601 320 04 30		
207 D 2.4, 48 kW	04.77 - 12.82								
207 D 2.4, 53 kW	12.77 - 10.89						101 497		601 320 04 31 601 320 06 31 601 320 08 31 601 320 12 31
208 D 2.3, 58 kW	11.88 - 02.96								
208 D 2.3, 60 kW	06.89 - 02.96								
209 D 2.9	12.82 - 01.90								
210 D 2.8	11.88 - 02.96					310 770 HD●		602 320 05 31 602 320 07 31 602 320 08 31	
210 D 2.9	11.88 - 02.96								

Achtung: Unsere Artikel sind nur als Ersatz für die angegebenen OE-Nummern gültig. In der Spalte "Ref." ist lediglich ein Teil der OE-Nummern aufgeführt. Die vollständige Auflistung aller Vergleichsnummern finden Sie im Anhang.
 Attention: The articles are only valid as replacement for the listed OE-numbers. In the column "Ref." only a selection of OE-No. is given. The complete listing you can see in the appendix. (151)

		Baumuster Model						Ref.
--	--	--------------------	---	---	---	--	---	------

MERCEDES-BENZ



































T1 Kasten (602)		10.82 - 02.96						
307 D 2.4	10.82 - 01.90				101 496			601 320 00 30 601 320 01 30 601 320 07 30
308 D 2.3, 58 kW	11.88 - 02.96				101 597 HD●			601 320 02 30 601 320 03 30 601 320 04 30
308 D 2.3, 60 kW	06.89 - 02.96				101 498			602 320 04 31 602 320 06 31 602 320 12 31
309 D 3.0	10.82 - 01.90				310 770 HD●			602 320 05 31 602 320 07 31 602 320 08 31
310 D 2.9, 70 kW	06.89 - 02.96							
310 D 2.9, 72 kW	06.89 - 02.96							
T1 Pritsche/Fahrgestell (602)		04.77 - 02.96						
307 D 2.4, 48 kW	04.77 - 01.83				101 496			601 320 00 30 601 320 01 30 601 320 07 30
307 D 2.4, 53 kW	06.82 - 01.90				101 597 HD●			601 320 02 30 601 320 03 30 601 320 04 30
308 D 2.3, 58 kW	06.89 - 02.96				101 498			602 320 04 31 602 320 06 31 602 320 12 31
308 D 2.3, 60 kW	06.89 - 02.96				310 770 HD●			602 320 05 31 602 320 07 31 602 320 08 31
310 D 2.9, 70 kW	06.89 - 02.96							
310 D 2.9, 72 kW	06.89 - 02.96							
309 D 3.0	10.82 - 01.90							
SPRINTER (905)		01.95 -						
616 CDI, Pritsche/Fahrgestell	04.01 -	905.622			310 768 ST=			905 320 00 30
616 CDI, Kipper	04.01 -	905.613 905.612 905.623						
Unimog 32-100								
U 32		411			975 001			001 323 27 00
U 34					976 001	Sonderausführung / Special design	(98)	001 323 28 00
					975 001			001 323 27 00
					976 001	Sonderausführung / Special design	(98)	001 323 28 00
U 40		421			975 001			001 323 27 00
U 45					976 001	Sonderausführung / Special design	(98)	001 323 28 00
					975 001			001 323 27 00
					976 001	Sonderausführung / Special design	(98)	001 323 28 00
U 54		403			112 457			404 323 00 00 404 323 01 00 406 323 00 00 406 323 02 00
U 66					112 457			404 323 00 00 404 323 01 00 406 323 00 00 406 323 02 00
U 65		406.120/121			112 457			404 323 00 00 404 323 01 00 406 323 00 00 406 323 02 00
U 70					112 457			404 323 00 00 404 323 01 00 406 323 00 00 406 323 02 00
U 84					112 457			404 323 00 00 404 323 01 00 406 323 00 00 406 323 02 00
U 65 T		406.130/131			112 457			404 323 00 00 404 323 01 00 406 323 00 00 406 323 02 00
					112 457			404 323 00 00 404 323 01 00 406 323 00 00 406 323 02 00

Achtung: Unsere Artikel sind nur als Ersatz für die angegebenen OE-Nummern gültig. In der Spalte "Ref." ist lediglich ein Teil der OE-Nummern aufgeführt. Die vollständige Auflistung aller Vergleichsnummern finden Sie im Anhang.

Attention: The articles are only valid as replacement for the listed OE-numbers. In the column "Ref." only a selection of OE-No. is given. The complete listing you can see in the appendix. (151)

		Baumuster Model						Ref.
--	---	--------------------	---	---	---	---	---	------

MERCEDES-BENZ





Unimog 32-100								
U 70 T		406.130			112 457			404 323 00 00 404 323 01 00 406 323 02 00
					112 457			404 323 00 00 404 323 01 00 406 323 02 00
U 80		406.120/121 406.416			112 457			404 323 00 00 404 323 01 00 406 323 02 00
					112 457			404 323 00 00 404 323 01 00 406 323 02 00
U 80 T		406.133			112 457			404 323 00 00 404 323 01 00 406 323 02 00
					112 457			404 323 00 00 404 323 01 00 406 323 02 00
U 90	11.92 -	416			112 457			404 323 00 00 404 323 01 00 406 323 02 00
					112 457			404 323 00 00 404 323 01 00 406 323 02 00
Unimog 100-500								
U 100		416			112 457			404 323 00 00 404 323 01 00 406 323 02 00
					112 457			404 323 00 00 404 323 01 00 406 323 02 00
U 120 UZ 120/140					131 194			002 323 93 00 003 323 13 00 003 323 15 00 006 323 25 00
					131 194			002 323 93 00 003 323 13 00 003 323 15 00 006 323 25 00
U 404 S					112 457			404 323 00 00 404 323 01 00 406 323 02 00
					112 457			404 323 00 00 404 323 01 00 406 323 02 00
U 406					125 762 ▲			005 323 26 00
U 421		421.140 421.128 421.125 421.141 421.129 421.123/124			313 612			005 323 24 00
					313 612			005 323 24 00

Achtung: Unsere Artikel sind nur als Ersatz für die angegebenen OE-Nummern gültig. In der Spalte "Ref." ist lediglich ein Teil der OE-Nummern aufgeführt. Die vollständige Auflistung aller Vergleichsnummern finden Sie im Anhang.
 Attention: The articles are only valid as replacement for the listed OE-numbers. In the column "Ref." only a selection of OE-No. is given. The complete listing you can see in the appendix. (151)













































		Baumuster Model						Ref.
--	--	--------------------	---	---	---	--	---	------

MERCEDES-BENZ

Unimog 100-500

U 424					106 038		003 323 24 00 003 323 40 00
					106 038		003 323 24 00 003 323 40 00

Unimog 550-900













U 52, U 60, U 600,U 600L U 600, 4,5 t U 600, 5,8 t	01.77 - 05.88	421			976 001		001 323 28 00
	05.88 - 05.88 -				976 001		001 323 28 00
U 650,U 650L, 4,5 t U 650,U 650L, 5,8 t	05.88 -	407.111			313 612		005 323 24 00
	05.88 -	407.210 407.110 407.211			313 612		005 323 24 00
U 800, 6 t	01.77 - 03.90	403.120			112 457		404 323 00 00 404 323 01 00 406 323 00 00 406 323 02 00
					112 457		404 323 00 00 404 323 01 00 406 323 00 00 406 323 02 00
		417.200			112 939		002 323 69 00 005 323 28 00
					310 799		004 323 96 00
					112 939		002 323 69 00 005 323 28 00
					310 799		004 323 96 00
U 800, 7,5 t	05.88 - 03.90	403.120			112 457		404 323 00 00 404 323 01 00 406 323 00 00 406 323 02 00
					112 457		404 323 00 00 404 323 01 00 406 323 00 00 406 323 02 00
		417.100			112 939		002 323 69 00 005 323 28 00
					310 799		004 323 96 00
					112 939		002 323 69 00 005 323 28 00
					310 799		004 323 96 00
U 900, 6 t	01.77 -	406.120/121 406.142/143			112 457		404 323 00 00 404 323 01 00 406 323 00 00 406 323 02 00
					112 457		404 323 00 00 404 323 01 00 406 323 00 00 406 323 02 00
		417.201			112 939		002 323 69 00 005 323 28 00
					310 799		004 323 96 00
					112 939		002 323 69 00 005 323 28 00
					310 799		004 323 96 00

Achtung: Unsere Artikel sind nur als Ersatz für die angegebenen OE-Nummern gültig. In der Spalte "Ref." ist lediglich ein Teil der OE-Nummern aufgeführt. Die vollständige Auflistung aller Vergleichsnummern finden Sie im Anhang.
 Attention: The articles are only valid as replacement for the listed OE-numbers. In the column "Ref." only a selection of OE-No. is given. The complete listing you can see in the appendix. (151)




















		Baumuster Model						Ref.
--	--	--------------------	---	---	---	--	---	------








MERCEDES-BENZ







Unimog 550-900





U 900, 7,5 t	05.88 -	406.120/121 406.142/143			112 457		404 323 00 00 404 323 01 00 406 323 00 00 406 323 02 00	
					112 457		404 323 00 00 404 323 01 00 406 323 00 00 406 323 02 00	
	417.101					112 939		002 323 69 00 005 323 28 00
						310 799		004 323 96 00
						112 939		002 323 69 00 005 323 28 00
						310 799		004 323 96 00







Unimog 1000-1350













U 1000, 70 kW U 1200, 7,5 t	01.77 - 05.88	424.121/122			106 038	->Chass. 133678	003 323 24 00 003 323 40 00									
						125 673	Chass. 133679->	004 323 26 00 004 323 27 00								
						290 235	Chass. 133679->	003 323 36 00 006 323 20 00 007 323 21 00								
	02.82 - 05.88					112 878 *	Chass. 133679->	005 323 10 00								
										106 038	->Chass. 133678	003 323 24 00 003 323 40 00				
														125 673	Chass. 133679->	004 323 26 00 004 323 27 00
														290 235	Chass. 133679->	003 323 36 00 006 323 20 00 007 323 21 00
										112 878 *	Chass. 133679->	005 323 10 00				

U 1000, 75 kW U 1200, 8,5 t U 1250,U 1250L U 1250L	01.88 - 01.88 - 01.88 - 05.88 -	427.101 427.110/111 427.100			125 673		004 323 26 00 004 323 27 00
					290 235		003 323 36 00 006 323 20 00 007 323 21 00
					112 878 *		005 323 10 00

U 1000T U 1200T, 12,75 t	01.77 - 12.82 01.83 - 05.88	424.131/132			106 038	->Chass. 133678	003 323 24 00 003 323 40 00				
									112 878 *	Chass. 133679->	005 323 10 00
									112 878 *		005 323 10 00

U 100, U 110, U 1100L	01.77 - 05.88	416.116/117 416.140 416.160 416.141 416.115			112 457		404 323 00 00 404 323 01 00 406 323 00 00 406 323 02 00
							112 457

U 100, U 110T, U 1100T	01.77 -	417.000			112 939		002 323 69 00 005 323 28 00		
					310 799		004 323 96 00		
							112 939		002 323 69 00 005 323 28 00
							310 799		004 323 96 00





















U 1150,U 1150L, 7,5 t	05.88 -	417.110/111 417.120			310 799		004 323 96 00						
							310 799		004 323 96 00				
		417.111 417.110 417.120 417.116 417.115					112 939		002 323 69 00 005 323 28 00				
											112 939		002 323 69 00 005 323 28 00

Achtung: Unsere Artikel sind nur als Ersatz für die angegebenen OE-Nummern gültig. In der Spalte "Ref." ist lediglich ein Teil der OE-Nummern aufgeführt. Die vollständige Auflistung aller Vergleichsnummern finden Sie im Anhang.
 Attention: The articles are only valid as replacement for the listed OE-numbers. In the column "Ref." only a selection of OE-No. is given. The complete listing you can see in the appendix. (151)

		Baumuster Model						Ref.
--	--	--------------------	---	---	---	--	---	------

MERCEDES-BENZ

Unimog 1000-1350





























U 1150,U 1150L, 6 t	05.88 -	417.210-212 417.220			310 799		004 323 96 00
					310 799		004 323 96 00
		417.220 417.210/211			112 939		002 323 69 00 005 323 28 00
					112 939		002 323 69 00 005 323 28 00
U 1200T, 13,75 t	01.88 -	427.000			125 673		004 323 26 00 004 323 27 00
					290 235		003 323 36 00 006 323 20 00 007 323 21 00
					112 878 *		005 323 10 00
					112 878 *		005 323 10 00
U 1250	12.84 - 05.88	424.127 424.126			112 878 *	Chass. 133679->	005 323 10 00
					125 673		004 323 26 00 004 323 27 00
					290 235		003 323 36 00 006 323 20 00 007 323 21 00
					112 878 *	Chass. 133679->	005 323 10 00
					125 673		004 323 26 00 004 323 27 00
					290 235		003 323 36 00 006 323 20 00 007 323 21 00
U 1300	01.77 - 12.84	425.121			131 194		002 323 93 00 003 323 13 00 003 323 15 00 006 323 25 00
					131 194		002 323 93 00 003 323 13 00 003 323 15 00 006 323 25 00
U 1300L	01.77 - 05.88	436.325/326			290 235		003 323 36 00 006 323 20 00 007 323 21 00

Achtung: Unsere Artikel sind nur als Ersatz für die angegebenen OE-Nummern gültig. In der Spalte "Ref." ist lediglich ein Teil der OE-Nummern aufgeführt. Die vollständige Auflistung aller Vergleichsnummern finden Sie im Anhang.

Attention: The articles are only valid as replacement for the listed OE-numbers. In the column "Ref." only a selection of OE-No. is given. The complete listing you can see in the appendix. (151)

		Baumuster Model						Ref.
--	--	--------------------	---	---	---	--	---	------

MERCEDES-BENZ





















Unimog 1000-1350										
U 1300,U 1300L	01.77 - 05.88	425.121			131 194			002 323 93 00 003 323 13 00 006 323 25 00		
					131 194			002 323 93 00 003 323 13 00 003 323 15 00 006 323 25 00		
		435.115 435.117			106 038			003 323 24 00 003 323 40 00		
					106 038			003 323 24 00 003 323 40 00		
		435.115/117			125 673			004 323 26 00 004 323 27 00		
					290 235			003 323 36 00 006 323 20 00 007 323 21 00		
					125 673			004 323 26 00 004 323 27 00		
		436.320 435.321			290 235			003 323 36 00 006 323 20 00 007 323 21 00		
					290 235			003 323 36 00 006 323 20 00 007 323 21 00		
		U 1350L	05.88 -	437.110			290 235			003 323 36 00 006 323 20 00 007 323 21 00
					290 235			003 323 36 00 006 323 20 00 007 323 21 00		
Unimog 1400-1750										
U 1400	01.88 -	427.112			125 673			004 323 26 00 004 323 27 00		
U 1450,U 1450L	01.88 -	427.107			290 235			003 323 36 00 006 323 20 00 007 323 21 00		
U 1600, 115 kW	01.88 -	427.111			112 878 *			005 323 10 00		
U 1600, 150-157 kW	09.89 -	427.102								
U 1600, 177 kW	05.91 -	427.105								
U 1650,U 1650L, 115 kW	01.88 -	427.115-118								
U 1650,U 1650L, 150-157 kW	09.89 -									
U 1650,U 1650L, 177 kW	05.91 -									
U 1500	01.77 - 05.88	425.141			131 194			002 323 93 00 003 323 13 00 003 323 15 00 006 323 25 00		
U 1700,U 1700L	05.78 - 09.88	435.111								
U 1700T	09.88 -	435.110 437.000					131 194			002 323 93 00 003 323 13 00 003 323 15 00 006 323 25 00
U 1500T	01.77 - 05.88	425.131			131 194			002 323 93 00 003 323 13 00 003 323 15 00 006 323 25 00		

Achtung: Unsere Artikel sind nur als Ersatz für die angegebenen OE-Nummern gültig. In der Spalte "Ref." ist lediglich ein Teil der OE-Nummern aufgeführt. Die vollständige Auflistung aller Vergleichsnummern finden Sie im Anhang.
Attention: The articles are only valid as replacement for the listed OE-numbers. In the column "Ref." only a selection of OE-No. is given. The complete listing you can see in the appendix. (151)



		Baumuster Model						Ref.
--	---	--------------------	---	---	---	---	---	------

MERCEDES-BENZ

Unimog 1400-1750

U 1550 U 1550L, 92-96 kW	01.86 - 05.88	424.127			112 878 *	Chass. 133679->	005 323 10 00		
	02.86 - 05.88	424.126			125 673		004 323 26 00 004 323 27 00		
					290 235		003 323 36 00 006 323 20 00 007 323 21 00		
						112 878 *	Chass. 133679->	005 323 10 00	
						125 673		004 323 26 00 004 323 27 00	
						290 235		003 323 36 00 006 323 20 00 007 323 21 00	
U 1550L, 100 kW U 1550L, 114 kW U 1550L, 115 kW U 1550L, 125 kW U 1550L, 150-157 kW U 1550L, 177 kW	05.88 -	437.125			290 235		003 323 36 00 006 323 20 00 007 323 21 00		
	01.92 -	437.111						003 323 36 00	
	05.88 -	437.120			290 235		006 323 20 00 007 323 21 00		
	01.92 -	437.123						003 323 36 00	
	05.88 -	437.141						006 323 20 00	
	05.88 -	437.116						007 323 21 00	
U 1700, U 1700 L	09.88 -	437.100			131 194	->Chass. 159327	002 323 93 00 003 323 13 00 003 323 15 00 006 323 25 00		
					310 778	Chass. 159328 - Chass. 185302	003 323 70 00 003 323 92 00 003 323 93 00		
							131 194	Chass. 185303->	002 323 93 00 003 323 13 00 003 323 15 00 006 323 25 00
							131 194	->Chass. 159327	002 323 93 00 003 323 13 00 003 323 15 00 006 323 25 00
U 1700L U 1700L/38	05.78 - 09.88	436.341 435.113 436.340 436.342/343			310 778		003 323 70 00 003 323 92 00 003 323 93 00		
					310 778		003 323 70 00 003 323 92 00 003 323 93 00		
U 1750,U 1750L, 12 t	09.88 -	437.113 437.112			131 194	->Chass. 159327	002 323 93 00 003 323 13 00 003 323 15 00 006 323 25 00		
					310 778	Chass. 159328 - Chass. 185302	003 323 70 00 003 323 92 00 003 323 93 00		
							131 194	->Chass. 159327	002 323 93 00 003 323 13 00 003 323 15 00 006 323 25 00
							310 778	->Chass. 185302	003 323 70 00 003 323 92 00 003 323 93 00
U 1750,U 1750L, 12,5 t	09.88 -	437.131 437.130			310 778	->Chass. 185302	003 323 70 00 003 323 92 00 003 323 93 00		
					310 778	->Chass. 159327	003 323 70 00 003 323 92 00 003 323 93 00		

Unimog 1800-2050





























U 1800	04.92 -	437.102			310 778	->Chass. 185302	003 323 70 00 003 323 92 00 003 323 93 00
					131 194	Chass. 185303->	002 323 93 00 003 323 13 00 003 323 15 00 006 323 25 00

Achtung: Unsere Artikel sind nur als Ersatz für die angegebenen OE-Nummern gültig. In der Spalte "Ref." ist lediglich ein Teil der OE-Nummern aufgeführt. Die vollständige Auflistung aller Vergleichsnummern finden Sie im Anhang.

Attention: The articles are only valid as replacement for the listed OE-numbers. In the column "Ref." only a selection of OE-No. is given. The complete listing you can see in the appendix. (151)

		Baumuster Model						Ref.
--	--	--------------------	---	---	---	--	---	------





























MERCEDES-BENZ

Unimog 1800-2050								
U 1800T	04.92 -	437.002			131 194			002 323 93 00 003 323 13 00 006 323 25 00
					131 194			002 323 93 00 003 323 13 00 003 323 15 00 006 323 25 00
U 1850,U 1850L	04.92 -	437.115 437.133 437.132 437.114			310 778	->Chass. 185302		003 323 70 00 003 323 92 00 003 323 93 00
Unimog 2100-2450								
U 2100	09.89 -	437.105			131 194	->Chass. 159327		002 323 93 00 003 323 13 00 003 323 15 00 006 323 25 00
					310 778	Chass. 159328 - Chass. 185302		003 323 70 00 003 323 92 00 003 323 93 00
					131 194	Chass. 185303->		002 323 93 00 003 323 13 00 003 323 15 00 006 323 25 00
					131 194	->Chass. 159327		002 323 93 00 003 323 13 00 003 323 15 00 006 323 25 00
U 2100T	09.89 -	437.002			131 194			002 323 93 00 003 323 13 00 003 323 15 00 006 323 25 00
					131 194			002 323 93 00 003 323 13 00 003 323 15 00 006 323 25 00
U 2150	09.89 -	437.135			310 778	->Chass. 185302		003 323 70 00 003 323 92 00 003 323 93 00
					310 778	->Chass. 159327		003 323 70 00 003 323 92 00 003 323 93 00
U 2150,U 2150L, 155-157 kW U 2150,U 2150L, 177 kW	09.89 - 09.89 -	437.117/118			131 194	->Chass. 159327		002 323 93 00 003 323 13 00 003 323 15 00 006 323 25 00
					310 778	Chass. 159328 - Chass. 185302		003 323 70 00 003 323 92 00 003 323 93 00
					131 194	->Chass. 159327		002 323 93 00 003 323 13 00 003 323 15 00 006 323 25 00
		437.136			310 778	->Chass. 185302		003 323 70 00 003 323 92 00 003 323 93 00
					310 778	->Chass. 159327		003 323 70 00 003 323 92 00 003 323 93 00

Achtung: Unsere Artikel sind nur als Ersatz für die angegebenen OE-Nummern gültig. In der Spalte "Ref." ist lediglich ein Teil der OE-Nummern aufgeführt. Die vollständige Auflistung aller Vergleichsnummern finden Sie im Anhang.
 Attention: The articles are only valid as replacement for the listed OE-numbers. In the column "Ref." only a selection of OE-No. is given. The complete listing you can see in the appendix. (151)

		Baumuster Model						Ref.
--	--	--------------------	---	---	---	--	---	------






































MERCEDES-BENZ

Unimog 2100-2450									
U 2400TG	07.93 -	437.182			131 194	->Chass. 185302		002 323 93 00	
					106 757			003 323 13 00	
								003 323 15 00	
								006 323 25 00	
								003 326 14 00	
								003 326 15 00	
								004 326 68 00	
								004 326 69 00	
								006 326 63 00	
								617 326 00 00	
								652 320 00 31	
U 2450L	07.93 -	437.156			131 194			002 323 93 00	
								003 323 13 00	
								003 323 15 00	
								006 323 25 00	
Unimog 2500-5000									
U 3000 U 4000, 110-115 kW U 4000, 130 kW	09.02 -	437.421			290 235			003 323 36 00	
	09.02 -	437.425						006 323 20 00	
	09.02 -	437.420			290 235			007 323 21 00	
		436.330						003 323 36 00	
		437.426						006 323 20 00	
								007 323 21 00	
U 5000	09.02 -	437.430			312 041			006 323 92 00	
					312 043			007 323 04 00	
		437.435			312 041			006 323 92 00	
					312 043			007 323 04 00	
VARIO 09.96 -									
512 D, Pritsche/Fahrgestell 512 D, Kasten/Kombi	09.96 -	667.321			112 370			004 323 88 00	
	09.96 -	667.323						004 323 89 00	
		667.322						005 323 02 00	
		667.352						005 323 03 00	
		667.351						005 323 09 00	
		667.353						005 323 19 00	
					106 992 *			004 326 06 00	
613 D, 614 D, Pritsche/Fahrgestell 613 D, 614 D, Kasten/Kombi 613 D, 614 D, Kipper	09.96 -	668.353			112 370			004 323 88 00	
	09.96 -	668.351						004 323 89 00	
	09.96 -	668.331						005 323 02 00	
	09.96 -	668.322						005 323 03 00	
		668.352						005 323 09 00	
		668.321						005 323 19 00	
		668.323							
		668.332							
812 D	09.96 -	670.322 670.321 670.324 670.323			112 370			004 323 88 00	
									004 323 89 00
									005 323 02 00
					106 993 *	->Chass. 813314		005 323 03 00	
					310 775 *	Chass. 813315->		005 323 09 00	
								005 323 19 00	
								004 326 07 00	
								004 326 13 00	

Achtung: Unsere Artikel sind nur als Ersatz für die angegebenen OE-Nummern gültig. In der Spalte "Ref." ist lediglich ein Teil der OE-Nummern aufgeführt. Die vollständige Auflistung aller Vergleichsnummern finden Sie im Anhang.
 Attention: The articles are only valid as replacement for the listed OE-numbers. In the column "Ref." only a selection of OE-No. is given. The complete listing you can see in the appendix. (151)

		Baumuster Model						Ref.
--	--	--------------------	---	---	---	--	---	------































MERCEDES-BENZ

VARIO		09.96 -							
813 DA, 814 DA 815 DA, 816 DA	09.96 - 09.96 -	669.599/699/ 799/899			112 370 			004 323 88 00 004 323 89 00 005 323 02 00 005 323 03 00 005 323 09 00 005 323 19 00	
					131 162 			006 323 44 00	
					131 034  *			004 326 67 00	
					131 467  *			005 326 71 00	
					106 992 			004 326 06 00	
					310 775 			004 326 13 00	
VITO Kasten (638)		03.97 - 07.03							
113 2.0 (638.014, 638.094) 114 2.3 (638.034, 638.094) 108 CDI 2.2 (638.094) 108 D 2.3 (638.064) 110 CDI 2.2 (638.094) 110 D 2.3 (638.074) 112 CDI 2.2 (638.094)	03.97 - 07.03 03.97 - 07.03 03.99 - 07.03 03.97 - 07.03 03.99 - 07.03 03.97 - 07.03 03.99 - 07.03				310 016 =	ohne Feder / without spring ohne Lager / Without bearing(s)	(139) (140)	638 320 03 13 638 320 06 13 638 320 07 13 638 320 08 13 638 320 09 13 638 320 10 13 638 320 11 13 638 320 13 13	
					310 016  =	ohne Feder / without spring ohne Lager / Without bearing(s)	(139) (140)	638 320 03 13 638 320 06 13 638 320 07 13 638 320 08 13 638 320 09 13 638 320 10 13 638 320 11 13 638 320 13 13	
					900 009				
					313 970 =			638 326 07 00	
					290 043  *			638 326 08 00 638 326 11 00 638 326 12 00	
VITO Kasten (W639)		09.03 -							
119 3.2 122 3.2 109 CDI 2.2 111 CDI 2.2, 80 kW 115 CDI 2.2	09.03 - 09.03 - 09.03 - 09.03 - 09.03 -				311 645 =	ohne Feder / without spring ohne Lager / Without bearing(s)	(139) (140)	639 320 15 13 639 320 18 13 639 320 19 13 639 320 21 13 639 320 22 13 639 320 26 13 639 320 27 13 639 320 35 13 639 320 36 13	
					900 194				
					311 646  *			639 326 03 00 639 326 21 00	
					311 648  *			639 326 10 00 639 326 25 00	
126 111 CDI 2.2 4x4 111 CDI 2.2, 85 kW 115 CDI 2.2 4x4 120 CDI	09.07 - 09.07 - 09.07 - 09.07 - 09.07 -				900 194				
Wohnmobile									
CLOU (Chassis TN)					124 411			602 320 03 30	
					124 410			602 320 11 31	

Achtung: Unsere Artikel sind nur als Ersatz für die angegebenen OE-Nummern gültig. In der Spalte "Ref." ist lediglich ein Teil der OE-Nummern aufgeführt. Die vollständige Auflistung aller Vergleichsnummern finden Sie im Anhang.
Attention: The articles are only valid as replacement for the listed OE-numbers. In the column "Ref." only a selection of OE-No. is given. The complete listing you can see in the appendix. (151)

		Baumuster Model						Ref.
--	---	--------------------	---	---	---	---	---	------































MERCEDES-BENZ

100 Kasten (631)		02.88 - 02.96						
D (631.332, 631.342), 53 kW D (631.332, 631.342), 55 kW	02.88 - 05.92				112 096			631 320 13 30 631 320 16 30
					112 097	Auflastung auf 2,8 t oder 3,0 t / loading up to 2.8 t or 3.0 t	(9)	631 320 14 30 631 320 17 30
	12.90 - 02.96				112 098			631 320 09 31 631 326 03 00 661 326 32 00
					112 099	Auflastung auf 2,8 t oder 3,0 t / loading up to 2.8 t or 3.0 t	(9)	631 320 10 31 631 326 04 00
206								
L 206 DG		605			791 002			603 320 02 30 603 320 03 30
							101 102	
207								
L 207		601			791 002			603 320 02 30 603 320 03 30
							101 102	
L 207 D		601			101 496			601 320 00 30 601 320 01 30 601 320 07 30
						101 597 HD●		
					101 497			601 320 04 31 601 320 06 31 601 320 08 31 601 320 12 31
						310 770 HD●		
208								
L 208 L 208 D		601			101 496			601 320 00 30 601 320 01 30 601 320 07 30
						101 597 HD●		
					101 497			601 320 04 31 601 320 06 31 601 320 08 31 601 320 12 31
						310 770 HD●		
209								
L 209 D		601			101 496			601 320 00 30 601 320 01 30 601 320 07 30
						101 597 HD●		
					101 497			601 320 04 31 601 320 06 31 601 320 08 31 601 320 12 31
						310 770 HD●		

Achtung: Unsere Artikel sind nur als Ersatz für die angegebenen OE-Nummern gültig. In der Spalte "Ref." ist lediglich ein Teil der OE-Nummern aufgeführt. Die vollständige Auflistung aller Vergleichsnummern finden Sie im Anhang.
 Attention: The articles are only valid as replacement for the listed OE-numbers. In the column "Ref." only a selection of OE-No. is given. The complete listing you can see in the appendix. (151)

		Baumuster Model						Ref.
--	---	--------------------	---	---	---	---	---	------















MERCEDES-BENZ

210								
L 210 L 210 D		601			101 496		601 320 00 30 601 320 01 30 601 320 07 30	
					101 597 HD●		601 320 02 30 601 320 03 30 601 320 04 30	
					101 497		601 320 04 31 601 320 06 31 601 320 08 31 601 320 12 31	
					310 770 HD●		602 320 05 31 602 320 07 31 602 320 08 31	
306								
L 306 DG		606			791 002		603 320 02 30 603 320 03 30	
					101 102		603 320 00 31 603 320 01 31	
307								
L 307		606			791 002		603 320 02 30 603 320 03 30	
					101 102		603 320 00 31 603 320 01 31	
L 307 D		602, 606			101 496		601 320 00 30 601 320 01 30 601 320 07 30	
					101 597 HD●		601 320 02 30 601 320 03 30 601 320 04 30	
					101 498		602 320 04 31 602 320 06 31 602 320 12 31	
					310 770 HD●		602 320 05 31 602 320 07 31 602 320 08 31	
308								
L 308 L 308 D		602			101 496		601 320 00 30 601 320 01 30 601 320 07 30	
					101 597 HD●		601 320 02 30 601 320 03 30 601 320 04 30	
					101 498		602 320 04 31 602 320 06 31 602 320 12 31	
					310 770 HD●		602 320 05 31 602 320 07 31 602 320 08 31	
309								
L 309 D		602			101 496		601 320 00 30 601 320 01 30 601 320 07 30	
					101 597 HD●		601 320 02 30 601 320 03 30 601 320 04 30	
					101 498		602 320 04 31 602 320 06 31 602 320 12 31	
					310 770 HD●		602 320 05 31 602 320 07 31 602 320 08 31	

Achtung: Unsere Artikel sind nur als Ersatz für die angegebenen OE-Nummern gültig. In der Spalte "Ref." ist lediglich ein Teil der OE-Nummern aufgeführt. Die vollständige Auflistung aller Vergleichsnummern finden Sie im Anhang.
 Attention: The articles are only valid as replacement for the listed OE-numbers. In the column "Ref." only a selection of OE-No. is given. The complete listing you can see in the appendix. (151)

		Baumuster Model						Ref.
--	--	--------------------	---	---	---	--	---	------















MERCEDES-BENZ

310								
L 310 L 310 D		602			101 496			601 320 00 30 601 320 01 30 601 320 07 30
					101 597 HD●			601 320 02 30 601 320 03 30 601 320 04 30
					101 498			602 320 04 31 602 320 06 31 602 320 12 31
					310 770 HD●			602 320 05 31 602 320 07 31 602 320 08 31
319								
L 319 B L 319 D					724 004			000 326 46 00 000 326 88 00 001 326 79 00
					724 004			000 326 46 00 000 326 88 00 001 326 79 00
405								
L 405 D, Kasten/Kombi L 405 D, Pritsche/Fahrgestell	01.72 - 12.80 01.72 - 12.80				724 004			000 326 46 00 000 326 88 00 001 326 79 00
					724 004			000 326 46 00 000 326 88 00 001 326 79 00

Achtung: Unsere Artikel sind nur als Ersatz für die angegebenen OE-Nummern gültig. In der Spalte "Ref." ist lediglich ein Teil der OE-Nummern aufgeführt. Die vollständige Auflistung aller Vergleichsnummern finden Sie im Anhang.
 Attention: The articles are only valid as replacement for the listed OE-numbers. In the column "Ref." only a selection of OE-No. is given. The complete listing you can see in the appendix. (151)

		Baumuster Model						Ref.
--	---	--------------------	---	---	---	---	---	------

















MERCEDES-BENZ

406								
L 406		309			724 004 HD●			000 326 46 00 000 326 88 00 001 326 79 00
					724 004 HD●			000 326 46 00 000 326 88 00 001 326 79 00
		310			725 002			001 326 57 00 001 326 88 00 002 323 94 00 002 323 96 00 002 326 19 00 002 326 26 00 002 326 27 00 003 323 55 00 003 323 58 00 314 326 01 00 314 326 02 00 314 326 04 00 314 326 05 00 314 326 06 00
							723 101 HD●	
					725 002			001 326 57 00 001 326 88 00 002 323 94 00 002 323 96 00 002 326 19 00 002 326 26 00 002 326 27 00 003 323 55 00 003 323 58 00 314 326 01 00 314 326 02 00 314 326 04 00 314 326 05 00 314 326 06 00
							723 101 HD●	
L 406 DG, Kasten/Kombi L 406 DG, Pritsche/Fahrgestell LK 406 DG	01.68 - 12.74	309.102			106 164			001 326 54 00 003 323 61 00 003 323 64 00
	01.68 - 12.74	309.114 309.124 309.144 309.112 309.141 309.111 309.113 309.115 309.103 309.140 309.125 309.101 309.100 309.126 309.116						106 164

Achtung: Unsere Artikel sind nur als Ersatz für die angegebenen OE-Nummern gültig. In der Spalte "Ref." ist lediglich ein Teil der OE-Nummern aufgeführt. Die vollständige Auflistung aller Vergleichsnummern finden Sie im Anhang.
 Attention: The articles are only valid as replacement for the listed OE-numbers. In the column "Ref." only a selection of OE-No. is given. The complete listing you can see in the appendix. (151)

		Baumuster Model						Ref.
--	--	--------------------	---	---	---	--	---	------

MERCEDES-BENZ











406								
LKO 406 DG		309.131			106 163			003 323 59 00
		309.134						003 323 60 00
		309.130			106 163			003 323 59 00
		309.133						003 323 60 00
		309.135						
		309.132						
407								
407 D, Pritsche/Fahrgestell 407 D, Kasten/Kombi	07.81 - 01.89	611			106 322			611 320 03 30
	07.81 - 01.89							611 320 04 30
					106 214			611 320 08 30
								611 320 09 30
								611 320 00 31
								611 320 01 31
								611 320 02 31
								611 320 05 31
L 407 D, Kasten/Kombi L 407 D, Pritsche/Fahrgestell LK 407 D	01.75 - 12.88	309.102			106 164			001 326 54 00
	01.75 - 12.88	309.114						003 323 61 00
		309.124						003 323 64 00
		309.144			106 164			001 326 54 00
		309.112						003 323 61 00
		309.141						003 323 64 00
		309.111						
		309.113						
		309.115						
		309.103						
		309.140						
		309.125						
		309.100/101						
309.116								
309.126								
LKO 407 D		309.130-135			106 163			003 323 59 00
								003 323 60 00
					106 163			003 323 59 00
								003 323 60 00

Achtung: Unsere Artikel sind nur als Ersatz für die angegebenen OE-Nummern gültig. In der Spalte "Ref." ist lediglich ein Teil der OE-Nummern aufgeführt. Die vollständige Auflistung aller Vergleichsnummern finden Sie im Anhang.

Attention: The articles are only valid as replacement for the listed OE-numbers. In the column "Ref." only a selection of OE-No. is given. The complete listing you can see in the appendix. (151)

		Baumuster Model						Ref.
--	--	--------------------	---	---	---	--	---	------
























MERCEDES-BENZ

408								
408 D, Pritsche/Fahrgestell 408 D, Kasten/Kombi	11.88 - 06.95	611.367			725 002			001 326 57 00 001 326 88 00 002 323 94 00 002 323 96 00 002 326 19 00 002 326 26 00 002 326 27 00 003 323 55 00 003 323 58 00 314 326 01 00 314 326 02 00 314 326 04 00 314 326 05 00 314 326 06 00
	11.88 - 06.95	611.318 611.368 611.317			723 101 HD●			001 326 77 00 001 326 83 00 002 323 27 00 002 323 95 00 002 323 97 00 003 323 45 00
						725 002		001 326 57 00 001 326 88 00 002 323 94 00 002 323 96 00 002 326 19 00 002 326 26 00 002 326 27 00 003 323 55 00 003 323 58 00 314 326 01 00 314 326 02 00 314 326 04 00 314 326 05 00 314 326 06 00
					723 101 HD●			001 326 77 00 001 326 83 00 002 323 27 00 002 323 95 00 002 323 97 00 003 323 45 00
L 408		309			724 004 HD●			000 326 46 00 000 326 88 00 001 326 79 00
					724 004 HD●			000 326 46 00 000 326 88 00 001 326 79 00

Achtung: Unsere Artikel sind nur als Ersatz für die angegebenen OE-Nummern gültig. In der Spalte "Ref." ist lediglich ein Teil der OE-Nummern aufgeführt. Die vollständige Auflistung aller Vergleichsnummern finden Sie im Anhang.
Attention: The articles are only valid as replacement for the listed OE-numbers. In the column "Ref." only a selection of OE-No. is given. The complete listing you can see in the appendix. (151)

		Baumuster Model						Ref.
--	--	--------------------	---	---	---	--	---	------































MERCEDES-BENZ





408								
L 408 DG, Kasten/Kombi	01.70 - 12.74	309.316			106 163			003 323 59 00
L 408 DG, Pritsche/Fahrgestell	01.70 - 12.74	309.301			106 163			003 323 60 00
L 408 G, 1990 ccm	01.68 - 12.72	309.026			106 163			003 323 59 00
L 408 G, 2197 ccm, Kasten/Kombi	08.72 - 12.74	309.000						003 323 60 00
L 408 G, 2197 ccm, Pritsche/Fahrgestell	08.72 - 12.74	309.034 309.325 309.014/015 309.024/025						
LK 408 G, LK 409	01.68 - 12.74	309.032						
LK 408 G, LK 409, LK 410, 66 kW	01.75 - 08.82	309.324 309.016						
LK 408 G, LK 409, LK 410, 70 kW	08.82 - 09.83	309.012 309.002						
LKO 408 G		309.041 309.044 309.030/031 309.313 309.001 309.035 309.326 309.312 309.303 309.003 309.315 309.300 309.311 309.314 309.302 309.013 309.011 309.040 309.033						
LF 408 G	08.72 - 12.74	309.050			106 163	Chass. 005094 - Chass. 526086		003 323 59 00 003 323 60 00
					106 163	Chass. 005094 - Chass. 148036		003 323 59 00 003 323 60 00
					106 164	Chass. 148037 - Chass. 526086		001 326 54 00 003 323 61 00 003 323 64 00
					106 163	Chass. 526087->		003 323 59 00 003 323 60 00
		309.054/055			106 163			003 323 59 00 003 323 60 00
				106 163			003 323 59 00 003 323 60 00	
		309.056 309.059			106 163	Chass. 148037 - Chass. 275292		003 323 59 00 003 323 60 00
				106 164	Chass. 275293 - Chass. 526086		001 326 54 00 003 323 61 00 003 323 64 00	
					106 164	Chass. 148037 - Chass. 185439		001 326 54 00 003 323 61 00 003 323 64 00
					106 163	Chass. 185440 - Chass. 275292		003 323 59 00 003 323 60 00
					106 164	Chass. 275293 - Chass. 526086		001 326 54 00 003 323 61 00 003 323 64 00

Achtung: Unsere Artikel sind nur als Ersatz für die angegebenen OE-Nummern gültig. In der Spalte "Ref." ist lediglich ein Teil der OE-Nummern aufgeführt. Die vollständige Auflistung aller Vergleichsnummern finden Sie im Anhang.
 Attention: The articles are only valid as replacement for the listed OE-numbers. In the column "Ref." only a selection of OE-No. is given. The complete listing you can see in the appendix. (151)

		Baumuster Model						Ref.
--	--	--------------------	---	---	---	--	---	------

MERCEDES-BENZ






























409								
409 D, Pritsche/Fahrgestell 409 D, Kasten/Kombi	04.82 - 01.89	611			106 322			611 320 03 30 611 320 04 30 611 320 08 30 611 320 09 30
	04.82 - 01.89							106 214
L 409		309			724 004 HD●			000 326 46 00 000 326 88 00 001 326 79 00
					724 004 HD●			000 326 46 00 000 326 88 00 001 326 79 00
L 409, 66 kW, Pritsche/Fahrgestell L 409, 66 kW, Kasten/Kombi LKO 409	01.75 - 08.82	309.000 309.026 309.030-035 309.014/015 309.024/025 309.002 309.012 309.016 309.001 309.003 309.011 309.013			106 163			003 323 59 00 003 323 60 00
	01.75 - 08.82				106 163			003 323 59 00 003 323 60 00
LF 409 G	01.75 - 08.82	309.050			106 163	Chass. 005094->		003 323 59 00 003 323 60 00
					106 163	Chass. 005094 - Chass. 148036		003 323 59 00 003 323 60 00
					106 164	Chass. 148037 - Chass. 526086		001 326 54 00 003 323 61 00 003 323 64 00
					106 163	Chass. 526087->		003 323 59 00 003 323 60 00
		309.056 309.059			106 163	Chass. 148037 - Chass. 275292		003 323 59 00 003 323 60 00
					106 164	Chass. 275293 - Chass. 526086		001 326 54 00 003 323 61 00 003 323 64 00
					106 164	Chass. 148037 - Chass. 185439		001 326 54 00 003 323 61 00 003 323 64 00
					106 163	Chass. 185440 - Chass. 275292		003 323 59 00 003 323 60 00
		106 164	Chass. 275293 - Chass. 526086	001 326 54 00 003 323 61 00 003 323 64 00				

410								
410, Pritsche/Fahrgestell 410, Kasten/Kombi 410 D, Pritsche/Fahrgestell 410 D, Kasten/Kombi	08.82 - 06.95	611.417 611.067 611.468 611.467 611.068 611.418 611.018 611.017			106 322			611 320 03 30 611 320 04 30 611 320 08 30 611 320 09 30
	08.82 - 06.95							106 214
	11.88 - 06.95							

Achtung: Unsere Artikel sind nur als Ersatz für die angegebenen OE-Nummern gültig. In der Spalte "Ref." ist lediglich ein Teil der OE-Nummern aufgeführt. Die vollständige Auflistung aller Vergleichsnummern finden Sie im Anhang.
 Attention: The articles are only valid as replacement for the listed OE-numbers. In the column "Ref." only a selection of OE-No. is given. The complete listing you can see in the appendix. (151)

		Baumuster Model						Ref.
--	--	--------------------	---	---	---	--	---	------

MERCEDES-BENZ















410										
L 410, Kasten/Kombi L 410, Pritsche/Fahrgestell	08.82 - 12.88	309.026			106 163			003 323 59 00 003 323 60 00		
	08.82 - 12.88	309.000 309.024 309.014/015 309.025 309.012 309.016 309.002 309.013 309.011					106 163			003 323 59 00 003 323 60 00
LF 410		309.050			106 163	Chass. 005094->		003 323 59 00 003 323 60 00		
							106 163	Chass. 005094 - Chass. 148036		003 323 59 00 003 323 60 00
								106 164	Chass. 148037 - Chass. 526086	
						106 163	Chass. 526087->		003 323 59 00 003 323 60 00	
	309.056 309.059			106 163	Chass. 148037 - Chass. 275292		003 323 59 00 003 323 60 00			
					106 164	Chass. 275293 - Chass. 526086		001 326 54 00 003 323 61 00 003 323 64 00		
				106 164	Chass. 148037 - Chass. 185439		001 326 54 00 003 323 61 00 003 323 64 00			
					106 163	Chass. 185440 - Chass. 275292		003 323 59 00 003 323 60 00		
	106 164	Chass. 275293 - Chass. 526086		001 326 54 00 003 323 61 00 003 323 64 00						
507										
507 D, Kasten/Kombi 507 D, Pritsche/Fahrgestell 507 DK	04.86 - 04.89	667.302			112 369			004 323 87 00 005 323 08 00		
	04.86 - 04.89	667.362			112 370				004 323 88 00 004 323 89 00 005 323 02 00 005 323 03 00 005 323 09 00 005 323 19 00	
	04.86 - 04.89	667.341 667.301 667.361 667.342								
					106 992 *			004 326 06 00		
508										
508 D, Kasten/Kombi	03.89 - 12.94	667.362 667.361			112 369			004 323 87 00 005 323 08 00		
					112 370			004 323 88 00 004 323 89 00 005 323 02 00 005 323 03 00 005 323 09 00 005 323 19 00		
					106 992 *			004 326 06 00		
508 D, Kipper	03.89 - 12.94	667.301/302			112 369			004 323 87 00 005 323 08 00		
					112 370			004 323 88 00 004 323 89 00 005 323 02 00 005 323 03 00 005 323 09 00 005 323 19 00		
					106 992 *			004 326 06 00		

Achtung: Unsere Artikel sind nur als Ersatz für die angegebenen OE-Nummern gültig. In der Spalte "Ref." ist lediglich ein Teil der OE-Nummern aufgeführt. Die vollständige Auflistung aller Vergleichsnummern finden Sie im Anhang.
 Attention: The articles are only valid as replacement for the listed OE-numbers. In the column "Ref." only a selection of OE-No. is given. The complete listing you can see in the appendix. (151)

		Baumuster Model						Ref.
--	--	--------------------	---	---	---	--	---	------

MERCEDES-BENZ


























508

L 508 DG, Kasten/Kombi	01.70 - 12.88	309.427			106 163		003 323 59 00
		309.425					003 323 60 00
		309.416			106 163		003 323 59 00
		309.412					003 323 60 00
		309.414					
		309.426					
		309.429					
		309.411					
		309.413					
		309.424					
309.415							
L 508 DG, Pritsche/Fahrgestell	01.70 - 12.88	310			725 002		001 326 57 00
							001 326 88 00
							002 323 94 00
							002 323 96 00
							002 326 19 00
							002 326 26 00
							002 326 27 00
							003 323 55 00
							003 323 58 00
							314 326 01 00
					314 326 02 00		
					314 326 04 00		
					314 326 05 00		
					314 326 06 00		
				723 101 HD●		001 326 77 00	
						001 326 83 00	
						002 323 27 00	
						002 323 95 00	
						002 323 97 00	
						003 323 45 00	
					725 002		001 326 57 00
						001 326 88 00	
						002 323 94 00	
						002 323 96 00	
						002 326 19 00	
						002 326 26 00	
						002 326 27 00	
						003 323 55 00	
						003 323 58 00	
						314 326 01 00	
						314 326 02 00	
						314 326 04 00	
						314 326 05 00	
						314 326 06 00	
				723 101 HD●		001 326 77 00	
						001 326 83 00	
						002 323 27 00	
						002 323 95 00	
						002 323 97 00	
						003 323 45 00	
L 508 DG, Pritsche/Fahrgestell LF 508 D LK 508 DG LKO 508 DG	01.70 - 12.88	309.403			106 163		003 323 59 00
		309.445					003 323 60 00
		309.402			106 163		003 323 59 00
		309.405					003 323 60 00
		309.435					
	06.72 - 02.77	309.431					
		309.400					
		309.433					
		309.440-442					
		309.401					
		310.350					
		309.430					
		309.404					
		309.444					
		309.432					

Achtung: Unsere Artikel sind nur als Ersatz für die angegebenen OE-Nummern gültig. In der Spalte "Ref." ist lediglich ein Teil der OE-Nummern aufgeführt. Die vollständige Auflistung aller Vergleichsnummern finden Sie im Anhang.
 Attention: The articles are only valid as replacement for the listed OE-numbers. In the column "Ref." only a selection of OE-No. is given. The complete listing you can see in the appendix. (151)

		Baumuster Model						Ref.
--	--	--------------------	---	---	---	--	---	------










MERCEDES-BENZ

510									
510, Kasten/Kombi 510, Pritsche/Fahrgestell	04.86 - 12.94	667.001			112 369			004 323 87 00 005 323 08 00	
	04.86 - 12.94	667.061 667.002 667.062			112 370			004 323 88 00 004 323 89 00 005 323 02 00 005 323 03 00 005 323 09 00 005 323 19 00	
						106 992 *			004 326 06 00
608									
L 608 D, Kasten/Kombi L 608 D, Pritsche/Fahrgestell	01.70 - 12.88	310.000-305			106 163			003 323 59 00 003 323 60 00	
	01.70 - 12.88	310.311-316 310.324-327 310.329, 310.400-405 310.424-427 310.429			106 163			003 323 59 00 003 323 60 00	
LF 608 D LK 608 D		310.440-445			106 163			003 323 59 00 003 323 60 00	
		310.340-345 310.350			106 163			003 323 59 00 003 323 60 00	
LP 608,LPL 608	09.63 - 12.84	314.051-053 314.055-060			780 001	->Chass. 4282707		314 323 03 00 314 323 05 00 314 323 06 00 314 323 07 00	
						101 455	Chass. 4282708->	314 323 08 00 314 323 09 00	
		314.251-253			725 002			001 326 57 00 001 326 88 00 002 323 94 00 002 323 96 00 002 326 19 00 002 326 26 00 002 326 27 00 003 323 55 00 003 323 58 00 314 326 01 00 314 326 02 00 314 326 04 00 314 326 05 00 314 326 06 00	
							101 455		314 323 08 00 314 323 09 00
			314.820			367 206			318 326 00 00 318 326 05 00
						780 001			314 323 03 00 314 323 05 00 314 323 06 00 314 323 07 00
			367 206			318 326 00 00 318 326 05 00			








Achtung: Unsere Artikel sind nur als Ersatz für die angegebenen OE-Nummern gültig. In der Spalte "Ref." ist lediglich ein Teil der OE-Nummern aufgeführt. Die vollständige Auflistung aller Vergleichsnummern finden Sie im Anhang.
Attention: The articles are only valid as replacement for the listed OE-numbers. In the column "Ref." only a selection of OE-No. is given. The complete listing you can see in the appendix. (151)

		Baumuster Model						Ref.
--	--	--------------------	---	---	---	--	---	------











MERCEDES-BENZ

608										
LPK 608 LPKF 608	10.69 - 10.77	314.081 314.083 314.082 314.072		$\frac{1}{0}$	780 001	->Chass. 4282707		314 323 03 00 314 323 05 00 314 323 06 00 314 323 07 00		
					$\frac{0}{0}$	101 455	Chass. 4282708->		314 323 08 00 314 323 09 00	
	09.63 - 12.84	314.077		$\frac{0}{0}$	725 002			001 326 57 00 001 326 88 00 002 323 94 00 002 323 96 00 002 326 19 00 002 326 26 00 002 326 27 00 003 323 55 00 003 323 58 00 314 326 01 00 314 326 02 00 314 326 04 00 314 326 05 00 314 326 06 00		
LPKO 608	02.66 - 07.77	314.077		$\frac{1}{0}$	780 001	->Chass. 4282707		314 323 03 00 314 323 05 00 314 323 06 00 314 323 07 00		
					$\frac{0}{0}$	101 455	Chass. 4282708->		314 323 08 00 314 323 09 00	
	02.66 - 07.77	314.077		$\frac{0}{0}$	725 002			001 326 57 00 001 326 88 00 002 323 94 00 002 323 96 00 002 326 19 00 002 326 26 00 002 326 27 00 003 323 55 00 003 323 58 00 314 326 01 00 314 326 02 00 314 326 04 00 314 326 05 00 314 326 06 00		
LPS 608,LPLS 608	09.63 - 12.84	314.062/063		$\frac{1}{0}$	780 001	->Chass. 4282707		314 323 03 00 314 323 05 00 314 323 06 00 314 323 07 00		
					$\frac{0}{0}$	101 455	Chass. 4282708->		314 323 08 00 314 323 09 00	
			09.63 - 12.84	314.062/063		$\frac{0}{0}$	725 002			001 326 57 00 001 326 88 00 002 323 94 00 002 323 96 00 002 326 19 00 002 326 26 00 002 326 27 00 003 323 55 00 003 323 58 00 314 326 01 00 314 326 02 00 314 326 04 00 314 326 05 00 314 326 06 00
	09.63 - 12.84	314.263		$\frac{0}{0}$	101 455			314 323 08 00 314 323 09 00		
						$\frac{0}{0}$	367 206			318 326 00 00 318 326 05 00
LT 608 D		310.100		$\frac{0}{0}$	106 163			003 323 59 00 003 323 60 00		

Achtung: Unsere Artikel sind nur als Ersatz für die angegebenen OE-Nummern gültig. In der Spalte "Ref." ist lediglich ein Teil der OE-Nummern aufgeführt. Die vollständige Auflistung aller Vergleichsnummern finden Sie im Anhang.
 Attention: The articles are only valid as replacement for the listed OE-numbers. In the column "Ref." only a selection of OE-No. is given. The complete listing you can see in the appendix. (151)

		Baumuster Model						Ref.
--	--	--------------------	---	---	---	--	---	------











MERCEDES-BENZ

609											
609 D, 63-66 kW, Kasten/Kombi	04.86 - 12.94	668.062 668.061 668.063			112 370			004 323 88 00 004 323 89 00 005 323 02 00 005 323 03 00 005 323 09 00 005 323 19 00			
						106 993 *	->02.1987		004 326 07 00		
						310 775 *	03.1987->		004 326 13 00		
						131 034 *	Komfortausführung / Comfort model	(58)	004 326 67 00		
609 D, 63-66 kW, Pritsche/Fahrgestell 609 DK	04.86 - 12.94	668.041 668.001			112 370			004 323 88 00 004 323 89 00 005 323 02 00 005 323 03 00 005 323 09 00 005 323 19 00			
	04.86 - 12.94	668.003 668.042 668.002									
								106 993 *	->02.1987		004 326 07 00
								310 775 *	03.1987->		004 326 13 00
609 D, 77 kW, Kasten/Kombi	06.94 - 12.94	668.062 668.061 668.063			131 034 *	Komfortausführung / Comfort model	(58)	004 326 67 00			
609 D, 77 kW, Pritsche/Fahrgestell	06.94 - 12.94	668.001 668.003 668.002			112 370			004 323 88 00 004 323 89 00 005 323 02 00 005 323 03 00 005 323 09 00 005 323 19 00			
						310 775 *			004 326 13 00		

Achtung: Unsere Artikel sind nur als Ersatz für die angegebenen OE-Nummern gültig. In der Spalte "Ref." ist lediglich ein Teil der OE-Nummern aufgeführt. Die vollständige Auflistung aller Vergleichsnummern finden Sie im Anhang.
 Attention: The articles are only valid as replacement for the listed OE-numbers. In the column "Ref." only a selection of OE-No. is given. The complete listing you can see in the appendix. (151)

		Baumuster Model						Ref.
--	--	--------------------	---	---	---	--	---	------



















MERCEDES-BENZ

613								
L 613 D, Kasten/Kombi	04.77 - 12.88	313.424 310.510 313.427 313.429			725 002			001 326 57 00 001 326 88 00 002 323 94 00 002 323 96 00 002 326 19 00 002 326 26 00 002 326 27 00 003 323 55 00 003 323 58 00 314 326 01 00 314 326 02 00 314 326 04 00 314 326 05 00 314 326 06 00
					723 101 HD●			001 326 77 00 001 326 83 00 002 323 27 00 002 323 95 00 002 323 97 00 003 323 45 00
					725 002			001 326 57 00 001 326 88 00 002 323 94 00 002 323 96 00 002 326 19 00 002 326 26 00 002 326 27 00 003 323 55 00 003 323 58 00 314 326 01 00 314 326 02 00 314 326 04 00 314 326 05 00 314 326 06 00
					723 101 HD●			001 326 77 00 001 326 83 00 002 323 27 00 002 323 95 00 002 323 97 00 003 323 45 00
L 613 D, Pritsche/Fahrgestell	04.77 - 12.88	313.404 313.402			106 163			003 323 59 00 003 323 60 00
					106 163			003 323 59 00 003 323 60 00

Achtung: Unsere Artikel sind nur als Ersatz für die angegebenen OE-Nummern gültig. In der Spalte "Ref." ist lediglich ein Teil der OE-Nummern aufgeführt. Die vollständige Auflistung aller Vergleichsnummern finden Sie im Anhang.
 Attention: The articles are only valid as replacement for the listed OE-numbers. In the column "Ref." only a selection of OE-No. is given. The complete listing you can see in the appendix. (151)

		Baumuster Model						Ref.
--	---	--------------------	---	---	---	---	---	------



















MERCEDES-BENZ

709									
709	03.84 - 12.98	673.003 673.002 673.001			311 234			006 323 10 00 006 323 11 00 673 323 04 00 673 323 08 00 674 323 00 00 674 323 02 00 674 323 05 00 674 323 06 00 675 323 04 00	
						310 771 HD		006 323 28 00 673 323 07 00 673 323 09 00 674 323 01 00 674 323 03 00	
					106 832	->Chass. 181929		005 326 29 00 673 326 00 00 673 326 11 00 673 326 13 00	
						310 781 HD●	->Chass. K181929		005 326 36 00 673 326 12 00 673 326 14 00 674 326 14 00
						310 781	Chass. K181930->		005 326 36 00 673 326 12 00 673 326 14 00 674 326 14 00
709 D, Kasten/Kombi 709 D, Pritsche/Fahrgestell	04.86 - 12.94	669.003 669.062 669.001 669.000 669.063 669.041 669.061 669.002			112 370			004 323 88 00 004 323 89 00 005 323 02 00 005 323 03 00 005 323 09 00 005 323 19 00	
						106 993 *	->02.1987		004 326 07 00
				310 775 *		03.1987->		004 326 13 00	
						131 034 *	Komfortausführung / Comfort model (58)		004 326 67 00
709 DK	04.86 - 12.94	669.042 669.041			112 370			004 323 88 00 004 323 89 00 005 323 02 00 005 323 03 00 005 323 09 00 005 323 19 00	
							106 993 *	->02.1987	
				310 775 *			03.1987->		004 326 13 00

Achtung: Unsere Artikel sind nur als Ersatz für die angegebenen OE-Nummern gültig. In der Spalte "Ref." ist lediglich ein Teil der OE-Nummern aufgeführt. Die vollständige Auflistung aller Vergleichsnummern finden Sie im Anhang.
Attention: The articles are only valid as replacement for the listed OE-numbers. In the column "Ref." only a selection of OE-No. is given. The complete listing you can see in the appendix. (151)

		Baumuster Model						Ref.
--	--	--------------------	---	---	---	--	---	------









MERCEDES-BENZ

709								
709 K	03.84 - 10.90	673.040			311 234	->Chass. 181929		006 323 10 00 006 323 11 00 673 323 04 00 673 323 08 00 674 323 00 00 674 323 02 00 674 323 05 00 674 323 06 00 675 323 04 00
					310 771 HD	->Chass. 181929		006 323 28 00 673 323 07 00 673 323 09 00 674 323 01 00 674 323 03 00
					112 871	Chass. 181930->		001 323 68 00 002 323 76 00 002 323 79 00 002 323 84 00 004 323 33 00 004 323 71 00
					106 776	->Chass. 181929		005 326 46 00 006 326 69 00 675 326 05 00 675 326 07 00
					310 781 HD●	->Chass. K181929		005 326 36 00 673 326 12 00 673 326 14 00 674 326 14 00
					310 780	Chass. K181930->		006 323 30 00 673 323 05 00 675 323 05 00 675 323 07 00
			LP 709,LPL 709	09.63 - 12.84	314.051-053 314.055-060			780 001
	101 455	Chass. 4282708->						314 323 08 00 314 323 09 00
		725 002						001 326 57 00 001 326 88 00 002 323 94 00 002 323 96 00 002 326 19 00 002 326 26 00 002 326 27 00 003 323 55 00 003 323 58 00 314 326 01 00 314 326 02 00 314 326 04 00 314 326 05 00 314 326 06 00
		101 455						314 323 08 00 314 323 09 00
		367 206					318 326 00 00 318 326 05 00	
		314.251-253			101 455			314 323 08 00 314 323 09 00

Achtung: Unsere Artikel sind nur als Ersatz für die angegebenen OE-Nummern gültig. In der Spalte "Ref." ist lediglich ein Teil der OE-Nummern aufgeführt. Die vollständige Auflistung aller Vergleichsnummern finden Sie im Anhang.
 Attention: The articles are only valid as replacement for the listed OE-numbers. In the column "Ref." only a selection of OE-No. is given. The complete listing you can see in the appendix. (151)

		Baumuster Model						Ref.
--	--	--------------------	---	---	---	--	---	------

MERCEDES-BENZ

709								
LPK 709	11.77 - 12.84	314.072		$\frac{1}{0}$	780 001	->Chass. 4282707		314 323 03 00 314 323 05 00 314 323 06 00 314 323 07 00
				$\frac{0}{0}$	101 455	Chass. 4282708->		314 323 08 00 314 323 09 00
				$\frac{0}{0}$	725 002			001 326 57 00 001 326 88 00 002 323 94 00 002 323 96 00 002 326 19 00 002 326 26 00 002 326 27 00 003 323 55 00 003 323 58 00 314 326 01 00 314 326 02 00 314 326 04 00 314 326 05 00 314 326 06 00
LPKF 709 LPKO 709	11.77 - 12.84	314.081 314.083 314.082 314.077		$\frac{1}{0}$	780 001	->Chass. 4282707		314 323 03 00 314 323 05 00 314 323 06 00 314 323 07 00
				$\frac{0}{0}$	101 455	Chass. 4282708->		314 323 08 00 314 323 09 00
				$\frac{0}{0}$	725 002			001 326 57 00 001 326 88 00 002 323 94 00 002 323 96 00 002 326 19 00 002 326 26 00 002 326 27 00 003 323 55 00 003 323 58 00 314 326 01 00 314 326 02 00 314 326 04 00 314 326 05 00 314 326 06 00
LPS 709,LPLS 709	09.63 - 12.84	314.063		$\frac{1}{0}$	780 001	->Chass. 4282707		314 323 03 00 314 323 05 00 314 323 06 00 314 323 07 00
				$\frac{0}{0}$	101 455	Chass. 4282708->		314 323 08 00 314 323 09 00
				$\frac{0}{0}$	725 002			001 326 57 00 001 326 88 00 002 323 94 00 002 323 96 00 002 326 19 00 002 326 26 00 002 326 27 00 003 323 55 00 003 323 58 00 314 326 01 00 314 326 02 00 314 326 04 00 314 326 05 00 314 326 06 00
				314.263		$\frac{0}{0}$	101 455	
				$\frac{0}{0}$	367 206		318 326 00 00 318 326 05 00	



Achtung: Unsere Artikel sind nur als Ersatz für die angegebenen OE-Nummern gültig. In der Spalte "Ref." ist lediglich ein Teil der OE-Nummern aufgeführt. Die vollständige Auflistung aller Vergleichsnummern finden Sie im Anhang.

Attention: The articles are only valid as replacement for the listed OE-numbers. In the column "Ref." only a selection of OE-No. is given. The complete listing you can see in the appendix. (151)




















		Baumuster Model						Ref.
--	---	--------------------	---	---	---	---	---	------

MERCEDES-BENZ

710

710 L,LK,LP,LPS 710 LS,LF,LPF,LPN	03.62 - 03.62 -	323			398 001 ▲		000 323 74 00 000 323 98 00
--------------------------------------	--------------------	-----	---	---	-----------	--	--------------------------------







711

711, 77 kW 711, 90 kW	03.94 - 12.98 03.96 - 12.98	673.307 673.008 673.007 673.308 673.006 673.306			311 234		006 323 10 00 006 323 11 00 673 323 04 00 673 323 08 00 674 323 00 00 674 323 02 00 674 323 05 00 674 323 06 00 675 323 04 00		
						310 771 HD		006 323 28 00 673 323 07 00 673 323 09 00 674 323 01 00 674 323 03 00	
					310 781		005 326 36 00 673 326 12 00 673 326 14 00 674 326 14 00		
711 D, Kasten/Kombi	04.86 - 12.94	669.361/362			131 034 *	Komfortausführung / Comfort model	(58) 004 326 67 00		
					131 034  *	für Krankenwagen / For ambulances Komfortausführung / Comfort model	(120) (58) 004 326 67 00		
		669.361-363			112 370		004 323 88 00 004 323 89 00 005 323 02 00 005 323 03 00 005 323 09 00 005 323 19 00		
							106 993 *	->02.1987	004 326 07 00
				310 775 *	03.1987->	004 326 13 00			
711 D, Pritsche/Fahrgestell	04.86 - 12.94	669.302/303			112 370		004 323 88 00 004 323 89 00 005 323 02 00 005 323 03 00 005 323 09 00 005 323 19 00		
							106 993 *	->02.1987	004 326 07 00
							310 775 *	03.1987->	004 326 13 00
							131 034 *	Komfortausführung / Comfort model	(58) 004 326 67 00

Achtung: Unsere Artikel sind nur als Ersatz für die angegebenen OE-Nummern gültig. In der Spalte "Ref." ist lediglich ein Teil der OE-Nummern aufgeführt. Die vollständige Auflistung aller Vergleichsnummern finden Sie im Anhang.
Attention: The articles are only valid as replacement for the listed OE-numbers. In the column "Ref." only a selection of OE-No. is given. The complete listing you can see in the appendix. (151)

		Baumuster Model						Ref.
--	---	--------------------	---	---	---	---	---	------
























MERCEDES-BENZ

808								
LP 808,LPL 808	09.63 - 12.84	314.830		$\frac{1}{0}$	780 001			314 323 03 00
		316.053						314 323 05 00
		316.052						314 323 06 00
		316.051						314 323 07 00
LPK 808 LPKF 808, LPKF 809	10.69 - 10.77 10.69 - 10.77	316.072		$\frac{1}{0}$	780 001	->Chass. 4282707		314 323 03 00
		316.081						314 323 05 00
		316.083						314 323 06 00
		316.082						314 323 07 00
LPL 808		316.251-253		$\frac{0}{0}$	101 455			314 323 08 00
				$\frac{0}{0}$	367 206			318 326 00 00
				$\frac{1}{0}$	780 001			318 326 05 00
				$\frac{0}{0}$	367 206			314 323 03 00
							314 323 05 00	
							314 323 06 00	
							314 323 07 00	
							318 326 00 00	
							318 326 05 00	
							001 326 57 00	
							001 326 88 00	
							002 323 94 00	
							002 323 96 00	
							002 326 19 00	
							002 326 26 00	
							002 326 27 00	
							003 323 55 00	
							003 323 58 00	
							314 326 01 00	
							314 326 02 00	
							314 326 04 00	
							314 326 05 00	
							314 326 06 00	
							314 323 08 00	
							314 323 09 00	
							001 326 57 00	
							001 326 88 00	
							002 323 94 00	
							002 323 96 00	
							002 326 19 00	
							002 326 26 00	
							002 326 27 00	
							003 323 55 00	
							003 323 58 00	
							314 326 01 00	
							314 326 02 00	
							314 326 04 00	
							314 326 05 00	
							314 326 06 00	

Achtung: Unsere Artikel sind nur als Ersatz für die angegebenen OE-Nummern gültig. In der Spalte "Ref." ist lediglich ein Teil der OE-Nummern aufgeführt. Die vollständige Auflistung aller Vergleichsnummern finden Sie im Anhang.
 Attention: The articles are only valid as replacement for the listed OE-numbers. In the column "Ref." only a selection of OE-No. is given. The complete listing you can see in the appendix. (151)

		Baumuster Model						Ref.
--	--	----------------------------	---	---	---	--	---	-------------























MERCEDES-BENZ

809										
809 809 K	03.84 - 12.98 03.84 - 12.98	673.042 673.013 673.011/012 673.014 673.010			311 234			006 323 10 00 006 323 11 00 673 323 04 00 673 323 08 00 674 323 00 00 674 323 02 00 674 323 05 00 674 323 06 00 675 323 04 00		
						310 771 HD		006 323 28 00 673 323 07 00 673 323 09 00 674 323 01 00 674 323 03 00		
						106 832	->Chass. K181929		005 326 29 00 673 326 00 00 673 326 11 00 673 326 13 00	
							310 781 HD●	->Chass. K181929		005 326 36 00 673 326 12 00 673 326 14 00 674 326 14 00
							310 781	Chass. K181930->		005 326 36 00 673 326 12 00 673 326 14 00 674 326 14 00
809 D, Kasten/Kombi 809 D, Pritsche/Fahrgestell 809 DK	04.86 - 12.94 04.86 - 12.94 04.86 - 12.94	670.063 670.041 670.003 670.001/002 670.061 670.042 670.062			112 370			004 323 88 00 004 323 89 00 005 323 02 00 005 323 03 00 005 323 09 00 005 323 19 00		
							106 993 *	->02.1987		004 326 07 00
								310 775 *	03.1987->	
809 DT	04.86 - 12.94	670.199			310 775 *			004 326 13 00		
LP 809, LPL 808, LPL 809	09.63 - 12.84	316.251 316.053/054 316.052 316.253 316.252 316.051			780 001	->Chass. 4282707		314 323 03 00 314 323 05 00 314 323 06 00 314 323 07 00		
						101 455	Chass. 4282708->		314 323 08 00 314 323 09 00	
								725 002		
									101 455	
		316.251-253			367 206			318 326 00 00 318 326 05 00		

Achtung: Unsere Artikel sind nur als Ersatz für die angegebenen OE-Nummern gültig. In der Spalte "Ref." ist lediglich ein Teil der OE-Nummern aufgeführt. Die vollständige Auflistung aller Vergleichsnummern finden Sie im Anhang.
 Attention: The articles are only valid as replacement for the listed OE-numbers. In the column "Ref." only a selection of OE-No. is given. The complete listing you can see in the appendix. (151)

		Baumuster Model						Ref.
--	--	--------------------	---	---	---	--	---	------



MERCEDES-BENZ










809								
LPK 809	11.77 - 12.84	316.072			780 001	->Chass. 4282707		314 323 03 00 314 323 05 00 314 323 06 00 314 323 07 00
						101 455	Chass. 4282708->	
					725 002			001 326 57 00 001 326 88 00 002 323 94 00 002 323 96 00 002 326 19 00 002 326 26 00 002 326 27 00 003 323 55 00 003 323 58 00 314 326 01 00 314 326 02 00 314 326 04 00 314 326 05 00 314 326 06 00
810								
810 LPS	01.67 -	353			106 950 ▲			001 326 46 00 002 326 10 00 003 326 99 00 345 326 75 00
811								
811, 77 kW 811, 90 kW 811 K, 77 kW 811 K, 90 kW	03.94 - 12.98 03.96 - 12.98 03.94 - 12.98 03.96 - 12.98	673.018 673.315 673.346 673.016 673.015 673.318 673.017 673.317 673.019 673.319 673.316 673.046			311 234			006 323 10 00 006 323 11 00 673 323 04 00 673 323 08 00 674 323 00 00 674 323 02 00 674 323 05 00 674 323 06 00 675 323 04 00
						310 771 HD		
					310 781			005 326 36 00 673 326 12 00 673 326 14 00 674 326 14 00
811 D, Kasten/Kombi 811 D, Pritsche/Fahrgestell	04.86 - 12.94 04.86 - 12.94	670.362 670.303 670.302 670.363			112 370			004 323 88 00 004 323 89 00 005 323 02 00 005 323 03 00 005 323 09 00 005 323 19 00
							106 993 *	->02.1987
					310 775 *	03.1987->		004 326 13 00
811 DK	04.86 - 12.94	670.342 670.341			112 370	Chass. 813315->		004 323 88 00 004 323 89 00 005 323 02 00 005 323 03 00 005 323 09 00 005 323 19 00
							310 775 *	Chass. 813315->



Achtung: Unsere Artikel sind nur als Ersatz für die angegebenen OE-Nummern gültig. In der Spalte "Ref." ist lediglich ein Teil der OE-Nummern aufgeführt. Die vollständige Auflistung aller Vergleichsnummern finden Sie im Anhang.
Attention: The articles are only valid as replacement for the listed OE-numbers. In the column "Ref." only a selection of OE-No. is given. The complete listing you can see in the appendix. (151)

		Baumuster Model						Ref.
--	--	--------------------	---	---	---	--	---	------

MERCEDES-BENZ

811								
LP 811 LPK 811 LPS 811	10.69 - 02.73	318.053 318.070		$\frac{1}{0}$	780 001	->Chass. 4282707		314 323 03 00 314 323 05 00 314 323 06 00 314 323 07 00
	10.69 - 02.73	318.072 318.051/052			$\frac{0}{0}$	101 455	Chass. 4282708->	
				$\frac{0}{0}$	367 206			318 326 00 00 318 326 05 00















813								
LP 813,LPL 813	09.63 - 12.84	318.051-054		$\frac{1}{0}$	780 001	Chass. 832830 - Chass. 4282707		314 323 03 00 314 323 05 00 314 323 06 00 314 323 07 00
					$\frac{0}{0}$	101 455	Chass. 4282708->	
				$\frac{0}{0}$	367 206	Chass. 832830->		318 326 00 00 318 326 05 00
		318.251-254		$\frac{0}{0}$	101 980			318 323 03 00 318 323 04 00
						$\frac{0}{0}$	367 206	
LPK 813	03.73 - 12.84	318.072		$\frac{1}{0}$	780 001	Chass. 832830 - Chass. 4282707		314 323 03 00 314 323 05 00 314 323 06 00 314 323 07 00
					$\frac{0}{0}$	101 455	Chass. 4282708->	
				$\frac{0}{0}$	367 206	Chass. 832830->		318 326 00 00 318 326 05 00
LPS 813,LPLS 813	09.63 - 12.84	318.070 318.270 318.254 318.251/252		$\frac{1}{0}$	780 001	->Chass. 4282707		314 323 03 00 314 323 05 00 314 323 06 00 314 323 07 00
					$\frac{0}{0}$	101 455	Chass. 4282708->	
		318.270		$\frac{0}{0}$	101 980			318 323 03 00 318 323 04 00
						$\frac{0}{0}$	367 206	

814									
814 D, Kasten/Kombi	11.87 - 12.94	670.364 670.366 670.365		$\frac{0}{0}$	125 045	->Chass. 813314		005 323 59 00 005 323 61 00 005 323 63 00	
					$\frac{0}{0}$	106 865			003 323 67 00 003 323 68 00 004 323 41 00 004 323 68 00
						112 370			004 323 88 00 004 323 89 00 005 323 02 00 005 323 03 00 005 323 09 00 005 323 19 00
				$\frac{0}{0}$	106 993 *	->Chass. 813314		004 326 07 00	
					$\frac{0}{0}$	310 775 *	Chass. 813315->		004 326 13 00
					$\frac{0}{0}$	131 034 *	Komfortausführung / Comfort model	(58)	004 326 67 00

Achtung: Unsere Artikel sind nur als Ersatz für die angegebenen OE-Nummern gültig. In der Spalte "Ref." ist lediglich ein Teil der OE-Nummern aufgeführt. Die vollständige Auflistung aller Vergleichsnummern finden Sie im Anhang.
Attention: The articles are only valid as replacement for the listed OE-numbers. In the column "Ref." only a selection of OE-No. is given. The complete listing you can see in the appendix. (151)

		Baumuster Model						Ref.
--	--	--------------------	---	---	---	--	---	------

MERCEDES-BENZ


















814								
814 D, Pritsche/Fahrgestell	11.87 - 12.94	670.313 670.312			106 865	->Chass. 813314		003 323 67 00 003 323 68 00 004 323 41 00 004 323 68 00
					125 045	Chass. 813315->		005 323 59 00 005 323 61 00 005 323 63 00
					112 370			004 323 88 00 004 323 89 00 005 323 02 00 005 323 03 00 005 323 09 00 005 323 19 00
					106 993 *	->Chass. 813314		004 326 07 00
					310 775 *	Chass. 813315->		004 326 13 00
					131 034 *	Komfortausführung / Comfort model	(58)	004 326 67 00
814 DA, Kasten/Kombi	11.87 - 12.94	670.465 670.464			112 370	->Chass. P108935		004 323 88 00 004 323 89 00 005 323 02 00 005 323 03 00 005 323 09 00 005 323 19 00
814 DA, Pritsche/Fahrgestell	11.87 - 12.94	670.411/412			112 370	->Chass. P108935		004 323 88 00 004 323 89 00 005 323 02 00 005 323 03 00 005 323 09 00 005 323 19 00
					112 871	->Chass. P108935		001 323 68 00 002 323 76 00 002 323 79 00 002 323 84 00 004 323 33 00 004 323 71 00
					125 045	->Chass. P108935		005 323 59 00 005 323 61 00 005 323 63 00
					106 951	Chass. P108936->		001 326 96 00 002 326 48 00 002 326 49 00 003 326 95 00 004 326 18 00 006 326 58 00 385 326 02 00

Achtung: Unsere Artikel sind nur als Ersatz für die angegebenen OE-Nummern gültig. In der Spalte "Ref." ist lediglich ein Teil der OE-Nummern aufgeführt. Die vollständige Auflistung aller Vergleichsnummern finden Sie im Anhang.
Attention: The articles are only valid as replacement for the listed OE-numbers. In the column "Ref." only a selection of OE-No. is given. The complete listing you can see in the appendix. (151)

		Baumuster Model						Ref.
--	--	--------------------	---	---	---	--	---	------

MERCEDES-BENZ















814

814 F, 95-100 kW	05.86 - 12.98	674.080-082			311 234	->Chass. 5334230	006 323 10 00 006 323 11 00 673 323 04 00 673 323 08 00 674 323 00 00 674 323 02 00 674 323 05 00 674 323 06 00 675 323 04 00	
					310 771 HD	->Chass. 5334230	006 323 28 00 673 323 07 00 673 323 09 00 674 323 01 00 674 323 03 00	
					131 638		006 323 13 00 674 323 07 00	
					106 832	->Chass. 5334230	005 326 29 00 673 326 00 00 673 326 11 00 673 326 13 00	
					674.090		310 780	->Chass. K181929
						311 234	Chass. K181930 - Chass. 5502947	006 323 10 00 006 323 11 00 673 323 04 00 673 323 08 00 674 323 00 00 674 323 02 00 674 323 05 00 674 323 06 00 675 323 04 00
		310 771 HD	Chass. K181930 - Chass. 5502947			006 323 28 00 673 323 07 00 673 323 09 00 674 323 01 00 674 323 03 00		
		310 780	Chass. 5502948->			006 323 30 00 673 323 05 00 675 323 05 00 675 323 07 00		
			106 832			->Chass. K181929	005 326 29 00 673 326 00 00 673 326 11 00 673 326 13 00	
			310 781 HD●			->Chass. K181929	005 326 36 00 673 326 12 00 673 326 14 00 674 326 14 00	
			310 781	Chass. K181930->	005 326 36 00 673 326 12 00 673 326 14 00 674 326 14 00			
	814 F, 100 kW 814 F, 103 kW	03.96 - 12.98 03.94 - 12.98	674.386/387 674.087 674.085/086 674.385			131 638		006 323 13 00 674 323 07 00

Achtung: Unsere Artikel sind nur als Ersatz für die angegebenen OE-Nummern gültig. In der Spalte "Ref." ist lediglich ein Teil der OE-Nummern aufgeführt. Die vollständige Auflistung aller Vergleichsnummern finden Sie im Anhang.
Attention: The articles are only valid as replacement for the listed OE-numbers. In the column "Ref." only a selection of OE-No. is given. The complete listing you can see in the appendix. (151)

		Baumuster Model						Ref.
--	--	--------------------	---	---	---	--	---	------

















MERCEDES-BENZ

814										
814 K, 95-100 kW	03.84 - 12.98	674.042			310 789	->Chass. K181929		003 323 32 00 003 323 33 00 004 323 92 00 006 323 09 00		
					310 802	->Chass. K181929		005 323 40 00 005 323 41 00		
						124 882	Chass. K181930->		004 326 64 00 004 326 65 00	
						310 780	Sonderausführung / Special design	(98)	006 323 30 00 673 323 05 00 675 323 05 00 675 323 07 00	
					311 234				006 323 10 00 006 323 11 00 673 323 04 00 673 323 08 00 674 323 00 00 674 323 02 00 674 323 05 00 674 323 06 00 675 323 04 00	
						310 771 HD			006 323 28 00 673 323 07 00 673 323 09 00 674 323 01 00 674 323 03 00	
							106 832	->Chass. K181929		005 326 29 00 673 326 00 00 673 326 11 00 673 326 13 00
							310 781 HD	->Chass. K181929		005 326 36 00 673 326 12 00 673 326 14 00 674 326 14 00
							310 781	Chass. K181930->		005 326 36 00 673 326 12 00 673 326 14 00 674 326 14 00
					814 K, 100 kW	03.96 - 12.98	674.346			311 234
	310 771 HD		006 323 28 00 673 323 07 00 673 323 09 00 674 323 01 00 674 323 03 00							
		310 781								005 326 36 00 673 326 12 00 673 326 14 00 674 326 14 00

Achtung: Unsere Artikel sind nur als Ersatz für die angegebenen OE-Nummern gültig. In der Spalte "Ref." ist lediglich ein Teil der OE-Nummern aufgeführt. Die vollständige Auflistung aller Vergleichsnummern finden Sie im Anhang.
 Attention: The articles are only valid as replacement for the listed OE-numbers. In the column "Ref." only a selection of OE-No. is given. The complete listing you can see in the appendix. (151)

		Baumuster Model						Ref.
--	---	--------------------	---	---	---	---	---	------













MERCEDES-BENZ

814								
814 K, 103 kW	03.94 - 12.98	674.046			311 234			006 323 10 00 006 323 11 00 673 323 04 00 673 323 08 00 674 323 00 00 674 323 02 00 674 323 05 00 674 323 06 00 675 323 04 00
					310 771 HD			006 323 28 00 673 323 07 00 673 323 09 00 674 323 01 00 674 323 03 00
					106 832			005 326 29 00 673 326 00 00 673 326 11 00 673 326 13 00
					310 781 HD			005 326 36 00 673 326 12 00 673 326 14 00 674 326 14 00
814 S, 95-100 kW	03.84 - 12.98	674.052			131 113 ●●	->Chass. K181929		005 323 67 00 005 323 69 00
					106 875 ●●	Chass. K181930->		003 326 38 00 003 326 39 00 004 326 02 00
					311 234			006 323 10 00 006 323 11 00 673 323 04 00 673 323 08 00 674 323 00 00 674 323 02 00 674 323 05 00 674 323 06 00 675 323 04 00
				131 112 ●●			005 323 51 00 005 323 54 00 005 323 64 00	
					310 771 HD			006 323 28 00 673 323 07 00 673 323 09 00 674 323 01 00 674 323 03 00
					310 781	Sonderausführung / Special design	(98)	005 326 36 00 673 326 12 00 673 326 14 00 674 326 14 00
814 S, 100 kW	03.96 - 12.98	674.356			311 234			006 323 10 00 006 323 11 00 673 323 04 00 673 323 08 00 674 323 00 00 674 323 02 00 674 323 05 00 674 323 06 00 675 323 04 00
					310 771 HD			006 323 28 00 673 323 07 00 673 323 09 00 674 323 01 00 674 323 03 00

Achtung: Unsere Artikel sind nur als Ersatz für die angegebenen OE-Nummern gültig. In der Spalte "Ref." ist lediglich ein Teil der OE-Nummern aufgeführt. Die vollständige Auflistung aller Vergleichsnummern finden Sie im Anhang.
 Attention: The articles are only valid as replacement for the listed OE-numbers. In the column "Ref." only a selection of OE-No. is given. The complete listing you can see in the appendix. (151)

		Baumuster Model						Ref.
--	--	--------------------	---	---	---	--	---	------





















MERCEDES-BENZ

814											
814,814L, 95-100 kW	01.84 - 12.98	674.010/011			125 045	->Chass. K181929		005 323 59 00 005 323 61 00 005 323 63 00			
					106 754 ▲●●	->Chass. K181929		003 323 98 00 003 323 99 00 004 323 57 00			
					131 113 ●●	Chass. K181930->		005 323 67 00 005 323 69 00			
		674.010-014			310 780	Sonderausführung / Special design		(98)	006 323 30 00 673 323 05 00 675 323 05 00 675 323 07 00		
							311 234				006 323 10 00 006 323 11 00 673 323 04 00 673 323 08 00 674 323 00 00 674 323 02 00 674 323 05 00 674 323 06 00 675 323 04 00
									310 771 HD		
						106 832	->Chass. K181930			005 326 29 00 673 326 00 00 673 326 11 00 673 326 13 00	
						310 781 HD●	->Chass. K181930			005 326 36 00 673 326 12 00 673 326 14 00 674 326 14 00	
						310 781	Chass. K181930->			005 326 36 00 673 326 12 00 673 326 14 00 674 326 14 00	

Achtung: Unsere Artikel sind nur als Ersatz für die angegebenen OE-Nummern gültig. In der Spalte "Ref." ist lediglich ein Teil der OE-Nummern aufgeführt. Die vollständige Auflistung aller Vergleichsnummern finden Sie im Anhang.
 Attention: The articles are only valid as replacement for the listed OE-numbers. In the column "Ref." only a selection of OE-No. is given. The complete listing you can see in the appendix. (151)

		Baumuster Model						Ref.
--	---	--------------------	---	---	---	---	---	------



























MERCEDES-BENZ

814											
814,814L, 95-100 kW	01.84 - 12.98	674.212-214			106 875 	->Chass. K181929		003 326 38 00 003 326 39 00 004 326 02 00			
					131 112 	Chass. K181930->		005 323 51 00 005 323 54 00 005 323 64 00			
					106 754 	Chass. K181930->		003 323 98 00 003 323 99 00 004 323 57 00			
					311 234			006 323 10 00 006 323 11 00 673 323 04 00 673 323 08 00 674 323 00 00 674 323 02 00 674 323 05 00 674 323 06 00 675 323 04 00			
					310 771 HD			006 323 28 00 673 323 07 00 673 323 09 00 674 323 01 00 674 323 03 00			
					112 928	->Chass. K181929		005 323 18 00			
					310 781	Chass. K181930->		005 326 36 00 673 326 12 00 673 326 14 00 674 326 14 00			
					131 183			005 326 42 00 674 326 12 00 674 326 13 00			
			814,814L, 100 kW	03.96 - 12.98	674.315-319			311 234			006 323 10 00 006 323 11 00 673 323 04 00 673 323 08 00 674 323 00 00 674 323 02 00 674 323 05 00 674 323 06 00 675 323 04 00
								310 771 HD			006 323 28 00 673 323 07 00 673 323 09 00 674 323 01 00 674 323 03 00
		310 781						005 326 36 00 673 326 12 00 673 326 14 00 674 326 14 00			
		674.417-419					131 183			005 326 42 00 674 326 12 00 674 326 13 00	

Achtung: Unsere Artikel sind nur als Ersatz für die angegebenen OE-Nummern gültig. In der Spalte "Ref." ist lediglich ein Teil der OE-Nummern aufgeführt. Die vollständige Auflistung aller Vergleichsnummern finden Sie im Anhang.
 Attention: The articles are only valid as replacement for the listed OE-numbers. In the column "Ref." only a selection of OE-No. is given. The complete listing you can see in the appendix. (151)

		Baumuster Model						Ref.
--	--	--------------------	---	---	---	--	---	------




























MERCEDES-BENZ

814								
814,814 L	01.84 - 12.98	674.018			310 772			002 323 72 00 002 323 73 00 003 323 97 00 004 323 44 00 004 323 97 00 004 323 98 00 006 323 07 00
					310 781			005 326 36 00 673 326 12 00 673 326 14 00 674 326 14 00
		674.217-219			311 234			006 323 10 00 006 323 11 00 673 323 04 00 673 323 08 00 674 323 00 00 674 323 02 00 674 323 05 00 674 323 06 00 675 323 04 00
				310 771 HD			006 323 28 00 673 323 07 00 673 323 09 00 674 323 01 00 674 323 03 00	
					131 183			005 326 42 00 674 326 12 00 674 326 13 00
					310 781			005 326 36 00 673 326 12 00 673 326 14 00 674 326 14 00
817								
817 F, 116-125 kW	03.84 - 12.98	676.080-082			311 234	->Chass. 5334230		006 323 10 00 006 323 11 00 673 323 04 00 673 323 08 00 674 323 00 00 674 323 02 00 674 323 05 00 674 323 06 00 675 323 04 00
				131 113 	->Chass. 5334230		005 323 67 00 005 323 69 00	
				310 771 HD	->Chass. 5334230		006 323 28 00 673 323 07 00 673 323 09 00 674 323 01 00 674 323 03 00	
				106 875 	Chass. 5334231->		003 326 38 00 003 326 39 00 004 326 02 00	
				106 754 	Chass. 5334231->		003 323 98 00 003 323 99 00 004 323 57 00	
					112 928	->Chass. 5334230		005 323 18 00
		676.081 676.084 676.083 676.082 676.080 676.085			131 638			006 323 13 00 674 323 07 00
817 F, 125 kW	03.96 - 12.98	676.385 676.383/384			131 638			006 323 13 00 674 323 07 00

Achtung: Unsere Artikel sind nur als Ersatz für die angegebenen OE-Nummern gültig. In der Spalte "Ref." ist lediglich ein Teil der OE-Nummern aufgeführt. Die vollständige Auflistung aller Vergleichsnummern finden Sie im Anhang.
Attention: The articles are only valid as replacement for the listed OE-numbers. In the column "Ref." only a selection of OE-No. is given. The complete listing you can see in the appendix. (151)

		Baumuster Model						Ref.
--	--	--------------------	---	---	---	--	---	------

MERCEDES-BENZ














817															
817 K, 116-125 kW	01.86 - 12.98	676.040			131 113 		005 323 67 00	005 323 69 00							
					131 112 		005 323 51 00	005 323 54 00	005 323 64 00						
					106 754 		003 323 98 00	003 323 99 00	004 323 57 00						
					112 928		005 323 18 00								
		676.040			311 234		006 323 10 00	006 323 11 00	673 323 04 00	673 323 08 00	674 323 00 00	674 323 02 00	674 323 05 00	674 323 06 00	675 323 04 00
		676.046						310 771 HD		006 323 28 00	673 323 07 00	673 323 09 00	674 323 01 00	674 323 03 00	
								310 781		005 326 36 00	673 326 12 00	673 326 14 00	674 326 14 00		
817 K, 125 kW	03.96 - 12.98	676.346			311 234		006 323 10 00	006 323 11 00	673 323 04 00	673 323 08 00	674 323 00 00	674 323 02 00	674 323 05 00	674 323 06 00	675 323 04 00
								310 771 HD		006 323 28 00	673 323 07 00	673 323 09 00	674 323 01 00	674 323 03 00	
						310 781		005 326 36 00	673 326 12 00	673 326 14 00	674 326 14 00				
817 LS	01.86 -	676.253 676.252			310 780		006 323 30 00	673 323 05 00	675 323 05 00	675 323 07 00					
								131 113 		005 323 67 00	005 323 69 00				
								106 875 		003 326 38 00	003 326 39 00	004 326 02 00			
								106 754 		003 323 98 00	003 323 99 00	004 323 57 00			
						106 776		005 326 46 00	006 326 69 00	675 326 05 00	675 326 07 00				

Achtung: Unsere Artikel sind nur als Ersatz für die angegebenen OE-Nummern gültig. In der Spalte "Ref." ist lediglich ein Teil der OE-Nummern aufgeführt. Die vollständige Auflistung aller Vergleichsnummern finden Sie im Anhang.
 Attention: The articles are only valid as replacement for the listed OE-numbers. In the column "Ref." only a selection of OE-No. is given. The complete listing you can see in the appendix. (151)

		Baumuster Model						Ref.
--	--	--------------------	---	---	---	--	---	------

MERCEDES-BENZ









817

817 S,817 LS, 116-125 kW	01.84 - 12.98	676.050/051			106 754 ▲●●		003 323 98 00 003 323 99 00 004 323 57 00
		676.050/051 676.250/251			131 113 ●●		005 323 67 00 005 323 69 00
					131 112 ●●		005 323 51 00 005 323 54 00 005 323 64 00
		676.050/051/ 060			112 928		005 323 18 00
					311 234		006 323 10 00 006 323 11 00 673 323 04 00 673 323 08 00 674 323 00 00 674 323 02 00 674 323 05 00 674 323 06 00 675 323 04 00
		310 771 HD		006 323 28 00 673 323 07 00 673 323 09 00 674 323 01 00 674 323 03 00			
		676.250/251			106 875 ●●		003 326 38 00 003 326 39 00 004 326 02 00
		676.250/251/ 258			311 234		006 323 10 00 006 323 11 00 673 323 04 00 673 323 08 00 674 323 00 00 674 323 02 00 674 323 05 00 674 323 06 00 675 323 04 00
							310 771 HD
					131 183		005 326 42 00 674 326 12 00 674 326 13 00
		310 781		005 326 36 00 673 326 12 00 673 326 14 00 674 326 14 00			

Achtung: Unsere Artikel sind nur als Ersatz für die angegebenen OE-Nummern gültig. In der Spalte "Ref." ist lediglich ein Teil der OE-Nummern aufgeführt. Die vollständige Auflistung aller Vergleichsnummern finden Sie im Anhang.
Attention: The articles are only valid as replacement for the listed OE-numbers. In the column "Ref." only a selection of OE-No. is given. The complete listing you can see in the appendix. (151)

		Baumuster Model						Ref.
--	--	--------------------	---	---	---	--	---	------

MERCEDES-BENZ

















817								
817 S,817 LS, 125 kW	03.96 - 12.98	676.360			311 234		006 323 10 00 006 323 11 00 673 323 04 00 673 323 08 00 674 323 00 00 674 323 02 00 674 323 05 00 674 323 06 00 675 323 04 00	
						310 771 HD		006 323 28 00 673 323 07 00 673 323 09 00 674 323 01 00 674 323 03 00
		676.458			311 234		006 323 10 00 006 323 11 00 673 323 04 00 673 323 08 00 674 323 00 00 674 323 02 00 674 323 05 00 674 323 06 00 675 323 04 00	
						310 771 HD		006 323 28 00 673 323 07 00 673 323 09 00 674 323 01 00 674 323 03 00
				131 183		005 326 42 00 674 326 12 00 674 326 13 00		
				310 781		005 326 36 00 673 326 12 00 673 326 14 00 674 326 14 00		

Achtung: Unsere Artikel sind nur als Ersatz für die angegebenen OE-Nummern gültig. In der Spalte "Ref." ist lediglich ein Teil der OE-Nummern aufgeführt. Die vollständige Auflistung aller Vergleichsnummern finden Sie im Anhang.
 Attention: The articles are only valid as replacement for the listed OE-numbers. In the column "Ref." only a selection of OE-No. is given. The complete listing you can see in the appendix. (151)

		Baumuster Model						Ref.
--	--	--------------------	---	---	---	--	---	------

MERCEDES-BENZ















817

817,817 L, 116-125 kW	01.84 - 12.98	676.001-004 676.066-069			311 234		006 323 10 00 006 323 11 00 673 323 04 00 673 323 08 00 674 323 00 00 674 323 02 00 674 323 05 00 674 323 06 00 675 323 04 00		
						310 771 HD		006 323 28 00 673 323 07 00 673 323 09 00 674 323 01 00 674 323 03 00	
					310 781		005 326 36 00 673 326 12 00 673 326 14 00 674 326 14 00		
		676.201-204			106 875 		003 326 38 00 003 326 39 00 004 326 02 00		
						131 112 		005 323 51 00 005 323 54 00 005 323 64 00	
						106 754 		003 323 98 00 003 323 99 00 004 323 57 00	
		676.201-204 676.206-209			311 234		006 323 10 00 006 323 11 00 673 323 04 00 673 323 08 00 674 323 00 00 674 323 02 00 674 323 05 00 674 323 06 00 675 323 04 00		
							310 771 HD		006 323 28 00 673 323 07 00 673 323 09 00 674 323 01 00 674 323 03 00
								131 183	
					310 781				005 326 36 00 673 326 12 00 673 326 14 00 674 326 14 00

Achtung: Unsere Artikel sind nur als Ersatz für die angegebenen OE-Nummern gültig. In der Spalte "Ref." ist lediglich ein Teil der OE-Nummern aufgeführt. Die vollständige Auflistung aller Vergleichsnummern finden Sie im Anhang.
 Attention: The articles are only valid as replacement for the listed OE-numbers. In the column "Ref." only a selection of OE-No. is given. The complete listing you can see in the appendix. (151)

		Baumuster Model						Ref.
--	---	--------------------	---	---	---	---	---	------























MERCEDES-BENZ

817								
817,817 L, 125 kW	03.96 - 12.98	676.366-369			311 234			006 323 10 00 006 323 11 00 673 323 04 00 673 323 08 00 674 323 00 00 674 323 02 00 674 323 05 00 674 323 06 00 675 323 04 00
								006 323 28 00 673 323 07 00 673 323 09 00 674 323 01 00 674 323 03 00
					310 771 HD			005 326 36 00 673 326 12 00 673 326 14 00 674 326 14 00
		676.406-409			311 234			006 323 10 00 006 323 11 00 673 323 04 00 673 323 08 00 674 323 00 00 674 323 02 00 674 323 05 00 674 323 06 00 675 323 04 00
								006 323 28 00 673 323 07 00 673 323 09 00 674 323 01 00 674 323 03 00
					131 183			005 326 42 00 674 326 12 00 674 326 13 00
					310 781			005 326 36 00 673 326 12 00 673 326 14 00 674 326 14 00
911								
911 B L,LK,LF,LKO	01.61 -	353			112 025			001 323 75 00 002 323 38 00 002 326 94 00 003 326 32 00 003 326 76 00 004 323 74 00
911 B LA,LAK,LAKO	01.61 -	353			106 954			001 323 34 00 001 323 82 00 002 323 06 00 002 323 13 00 002 323 34 00 004 323 62 00 004 323 75 00
								001 326 46 00 002 326 10 00 003 326 99 00 345 326 75 00
					106 950 ▲			001 326 33 00 001 326 66 00 006 326 84 00
		605 001 ▲	Sonderausführung / Special design	(98)				

Achtung: Unsere Artikel sind nur als Ersatz für die angegebenen OE-Nummern gültig. In der Spalte "Ref." ist lediglich ein Teil der OE-Nummern aufgeführt. Die vollständige Auflistung aller Vergleichsnummern finden Sie im Anhang.
 Attention: The articles are only valid as replacement for the listed OE-numbers. In the column "Ref." only a selection of OE-No. is given. The complete listing you can see in the appendix. (151)

		Baumuster Model						Ref.
--	--	--------------------	---	---	---	--	---	------









MERCEDES-BENZ

911									
911 B LAF	01.61 -	353.119 353.116			106 954			001 323 34 00 001 323 82 00 002 323 06 00 002 323 13 00 002 323 34 00 004 323 62 00 004 323 75 00	
						106 950 ▲			001 326 46 00 002 326 10 00 003 326 99 00 345 326 75 00
						605 001 ▲	Sonderausführung / Special design	(98)	001 326 33 00 001 326 66 00 006 326 84 00
911 B LAS		353.114/115			106 954			001 323 34 00 001 323 82 00 002 323 06 00 002 323 13 00 002 323 34 00 004 323 62 00 004 323 75 00	
						605 001 ▲	->Chass. 691430		001 326 33 00 001 326 66 00 006 326 84 00
						106 950 ▲	Chass. 691431->		001 326 46 00 002 326 10 00 003 326 99 00 345 326 75 00
911 B LS	01.61 -	353			112 025			001 323 75 00 002 323 38 00 002 326 94 00 003 326 32 00 003 326 76 00 004 323 74 00	
						106 950 ▲			001 326 46 00 002 326 10 00 003 326 99 00 345 326 75 00
911 L,LP,LK	01.61 -	328			398 001 ▲			000 323 74 00 000 323 98 00	
LPS 911 B	01.67 - 03.77	353			106 950 ▲			001 326 46 00 002 326 10 00 003 326 99 00 345 326 75 00	
913									
913 L,LS,LK,LF,LKO		353			112 025			001 323 75 00 002 323 38 00 002 326 94 00 003 326 32 00 003 326 76 00 004 323 74 00	
						106 950 ▲			001 326 46 00 002 326 10 00 003 326 99 00 345 326 75 00
LP 913,LPL 913	09.63 - 12.84	318.057/058 318.257/258 318.056 318.256 318.059			780 001	->Chass. 4282707		314 323 03 00 314 323 05 00 314 323 06 00 314 323 07 00	
						101 455	Chass. 4282708->		314 323 08 00 314 323 09 00
						367 206			318 326 00 00 318 326 05 00
		318.256-258			101 980			318 323 03 00 318 323 04 00	
						367 206			318 326 00 00 318 326 05 00

Achtung: Unsere Artikel sind nur als Ersatz für die angegebenen OE-Nummern gültig. In der Spalte "Ref." ist lediglich ein Teil der OE-Nummern aufgeführt. Die vollständige Auflistung aller Vergleichsnummern finden Sie im Anhang.
Attention: The articles are only valid as replacement for the listed OE-numbers. In the column "Ref." only a selection of OE-No. is given. The complete listing you can see in the appendix. (151)

		Baumuster Model						Ref.
--	--	--------------------	---	---	---	--	---	------










MERCEDES-BENZ

913											
LPK 913	01.67 - 12.84	318.092		$\frac{1}{0}$	780 001	->Chass. 4282707		314 323 03 00 314 323 05 00 314 323 06 00 314 323 07 00			
					101 455	Chass. 4282708->		314 323 08 00 314 323 09 00			
				$\frac{0}{0}$	367 206				318 326 00 00 318 326 05 00		
LPS 913	10.69 - 12.84	318.070 318.090		$\frac{1}{0}$	780 001	->Chass. 4282707		314 323 03 00 314 323 05 00 314 323 06 00 314 323 07 00			
					101 455	Chass. 4282708->		314 323 08 00 314 323 09 00			
		318.090		$\frac{1}{0}$	780 001	->Chass. 4282707		314 323 03 00 314 323 05 00 314 323 06 00 314 323 07 00			
	101 455				Chass. 4282708->		314 323 08 00 314 323 09 00				
			$\frac{0}{0}$	367 206				318 326 00 00 318 326 05 00			
	914										
914	03.84 - 12.98	674.021-024		$\frac{0}{0}$	310 795	Chass. K181930->		003 323 65 00 003 323 66 00 004 323 34 00 004 323 67 00			
					311 234	Chass. K181930->		006 323 10 00 006 323 11 00 673 323 04 00 673 323 08 00 674 323 00 00 674 323 02 00 674 323 05 00 674 323 06 00 675 323 04 00			
					310 771 HD	Chass. K181930->		006 323 28 00 673 323 07 00 673 323 09 00 674 323 01 00 674 323 03 00			
					310 780	Sonderausführung / Special design (98)		006 323 30 00 673 323 05 00 675 323 05 00 675 323 07 00			
				$\frac{0}{0}$	106 832	->Chass. K181929		005 326 29 00 673 326 00 00 673 326 11 00 673 326 13 00			
					310 781 HD●	->Chass. K181929		005 326 36 00 673 326 12 00 673 326 14 00 674 326 14 00			
					310 781	Chass. K181930->		005 326 36 00 673 326 12 00 673 326 14 00 674 326 14 00			
			914 AK, 95-100 kW 914 AK, 125 kW	02.87 - 12.98 02.87 - 12.98	674.145 674.144		$\frac{0}{0}$	131 174			006 323 22 00
								106 875 ●●			003 326 38 00 003 326 39 00 004 326 02 00
131 112 ●●								005 323 51 00 005 323 54 00 005 323 64 00			

Achtung: Unsere Artikel sind nur als Ersatz für die angegebenen OE-Nummern gültig. In der Spalte "Ref." ist lediglich ein Teil der OE-Nummern aufgeführt. Die vollständige Auflistung aller Vergleichsnummern finden Sie im Anhang.
Attention: The articles are only valid as replacement for the listed OE-numbers. In the column "Ref." only a selection of OE-No. is given. The complete listing you can see in the appendix. (151)

		Baumuster Model						Ref.
--	--	--------------------	---	---	---	--	---	------





















MERCEDES-BENZ

914										
914 K	03.84 - 12.98	674.044			131 113 	->Chass. K181929		005 323 67 00 005 323 69 00		
					131 112 	->Chass. K181929		005 323 51 00 005 323 54 00 005 323 64 00		
					106 875 	Chass. K181930->		003 326 38 00 003 326 39 00 004 326 02 00		
					106 754 	Chass. K181930->		003 323 98 00 003 323 99 00 004 323 57 00		
					310 780	Sonderausführung / Special design	(98)	006 323 30 00 673 323 05 00 675 323 05 00 675 323 07 00		
								311 234	006 323 10 00 006 323 11 00 673 323 04 00 673 323 08 00 674 323 00 00 674 323 02 00 674 323 05 00 674 323 06 00 675 323 04 00	
					310 771 HD			006 323 28 00 673 323 07 00 673 323 09 00 674 323 01 00 674 323 03 00		
							106 832	->Chass. K181929		005 326 29 00 673 326 00 00 673 326 11 00 673 326 13 00
							310 781 HD 	->Chass. K181929		005 326 36 00 673 326 12 00 673 326 14 00 674 326 14 00
							310 781	Chass. K181930->		005 326 36 00 673 326 12 00 673 326 14 00 674 326 14 00

Achtung: Unsere Artikel sind nur als Ersatz für die angegebenen OE-Nummern gültig. In der Spalte "Ref." ist lediglich ein Teil der OE-Nummern aufgeführt. Die vollständige Auflistung aller Vergleichsnummern finden Sie im Anhang.
 Attention: The articles are only valid as replacement for the listed OE-numbers. In the column "Ref." only a selection of OE-No. is given. The complete listing you can see in the appendix. (151)

		Baumuster Model						Ref.
--	--	--------------------	---	---	---	--	---	------











MERCEDES-BENZ

914													
914 KO	01.87 - 12.98	674.090			131 113 	->Chass. K181929		005 323 67 00 005 323 69 00					
					131 112 	->Chass. K181929		005 323 51 00 005 323 54 00 005 323 64 00					
						310 780	Chass. 5502948 - Chass. K181929		006 323 30 00 673 323 05 00 675 323 05 00 675 323 07 00				
						311 234	Chass. K181930 - Chass. 5502947		006 323 10 00 006 323 11 00 673 323 04 00 673 323 08 00 674 323 00 00 674 323 02 00 674 323 05 00 674 323 06 00 675 323 04 00				
						310 771 HD	Chass. K181930 - Chass. 5502947		006 323 28 00 673 323 07 00 673 323 09 00 674 323 01 00 674 323 03 00				
						106 875 	Chass. K181930->		003 326 38 00 003 326 39 00 004 326 02 00				
						106 754 	Chass. K181930->		003 323 98 00 003 323 99 00 004 323 57 00				
							106 832	->Chass. K181929		005 326 29 00 673 326 00 00 673 326 11 00 673 326 13 00			
						310 781 HD 	->Chass. K181929		005 326 36 00 673 326 12 00 673 326 14 00 674 326 14 00				
						310 781	Chass. K181930->		005 326 36 00 673 326 12 00 673 326 14 00 674 326 14 00				
					917								
					917, 4249 ccm	03.96 - 12.98	676.308			311 234			006 323 10 00
917, 5958 ccm	03.94 - 12.98	676.307	006 323 11 00										
917 K, 4249 ccm	03.96 - 12.98	676.009	673 323 04 00										
917 K, 5958 ccm	03.94 - 12.98	676.341	673 323 08 00										
		676.309	674 323 00 00										
		676.007	674 323 02 00										
		676.041	674 323 05 00										
		676.006	674 323 06 00										
		676.306	675 323 04 00										
		676.008	006 323 28 00										
			673 323 07 00										
			673 323 09 00										
			674 323 01 00										
			674 323 03 00										
					310 781			005 326 36 00					
								673 326 12 00					
								673 326 14 00					
								674 326 14 00					

Achtung: Unsere Artikel sind nur als Ersatz für die angegebenen OE-Nummern gültig. In der Spalte "Ref." ist lediglich ein Teil der OE-Nummern aufgeführt. Die vollständige Auflistung aller Vergleichsnummern finden Sie im Anhang.
 Attention: The articles are only valid as replacement for the listed OE-numbers. In the column "Ref." only a selection of OE-No. is given. The complete listing you can see in the appendix. (151)

		Baumuster Model						Ref.
--	--	--------------------	---	---	---	--	---	------

















MERCEDES-BENZ

917									
917 AF 917 AK	02.87 - 12.98	676.184 676.183 676.198 676.195 676.197 676.145 676.182 676.196 676.185 676.144		$\frac{0}{0}$	131 174			006 323 22 00	
917 KO, 4249 ccm 917 KO, 5958 ccm	03.96 - 12.98	676.390		$\frac{0}{0}$	310 780			006 323 30 00 673 323 05 00 675 323 05 00 675 323 07 00	
	03.94 - 12.98	676.090		$\frac{0}{0}$	310 781			005 326 36 00 673 326 12 00 673 326 14 00 674 326 14 00	
1013									
1013 1013 K 1013 KO	02.76 - 12.84	380.005		$\frac{0}{0}$	112 028			001 323 11 00 002 323 10 00 002 323 11 00 003 323 10 00 004 323 36 00 004 323 65 00	
	02.76 - 12.84	380.007 380.003 380.002 380.004 380.008 380.061 380.060 380.040		$\frac{1}{0}$					106 946
1013 A 1013 AK	02.76 - 12.86	380.140		$\frac{0}{0}$	112 871			001 323 68 00 002 323 76 00 002 323 79 00 002 323 84 00 004 323 33 00 004 323 71 00	
	02.76 - 12.84	380.104 380.102/103		$\frac{1}{0}$					106 951
1013 LPL		318.552 318.557 318.556		$\frac{0}{0}$	101 455			314 323 08 00 314 323 09 00	
				$\frac{1}{0}$	780 001			Sonderausführung / Special design (98)	314 323 03 00 314 323 05 00 314 323 06 00 314 323 07 00
				$\frac{0}{0}$	367 206			318 326 00 00 318 326 05 00	
1013 LPS	01.67 -	658.064/065		$\frac{0}{0}$	106 950 ▲			001 326 46 00 002 326 10 00 003 326 99 00 345 326 75 00	

Achtung: Unsere Artikel sind nur als Ersatz für die angegebenen OE-Nummern gültig. In der Spalte "Ref." ist lediglich ein Teil der OE-Nummern aufgeführt. Die vollständige Auflistung aller Vergleichsnummern finden Sie im Anhang.
Attention: The articles are only valid as replacement for the listed OE-numbers. In the column "Ref." only a selection of OE-No. is given. The complete listing you can see in the appendix. (151)

		Baumuster Model						Ref.
--	--	--------------------	---	---	---	--	---	------







MERCEDES-BENZ

1013								
1013 S	02.76 - 12.84	380.050		$\frac{\circ}{\circ}$	310 800			001 323 03 00 002 323 00 00 002 323 01 00 002 323 03 00 003 323 01 00 003 323 03 00 004 323 55 00
				$\frac{1}{\circ}$	106 948	Chass. 4306945->		002 326 71 00 002 326 72 00 003 326 96 00 381 326 02 00
		380.053		$\frac{\circ}{\circ}$	310 800			001 323 03 00 002 323 00 00 002 323 01 00 002 323 03 00 003 323 01 00 003 323 03 00 004 323 55 00
				$\frac{1}{\circ}$	106 948			002 326 71 00 002 326 72 00 003 326 96 00 381 326 02 00
LP 1013, LPL 1013	11.76 - 12.84	318.351-354		$\frac{\circ}{\circ}$	101 980			318 323 03 00 318 323 04 00
				$\frac{\circ}{\circ}$	367 206			318 326 00 00 318 326 05 00
		318.551/552		$\frac{\circ}{\circ}$	101 455			314 323 08 00 314 323 09 00
				$\frac{1}{\circ}$	780 001	Sonderausführung / Special design	(98)	314 323 03 00 314 323 05 00 314 323 06 00 314 323 07 00
				$\frac{\circ}{\circ}$	367 206			318 326 00 00 318 326 05 00
LPK 1013	11.76 - 12.84	318.372		$\frac{\circ}{\circ}$	101 980			318 323 03 00 318 323 04 00
				$\frac{\circ}{\circ}$	367 206			318 326 00 00 318 326 05 00
1017								
1017 1017 K	11.75 - 02.91 02.76 - 12.84	380.014 380.043 380.015 380.012 380.018 380.013 380.017		$\frac{\circ}{\circ}$	112 028			001 323 11 00 002 323 10 00 002 323 11 00 003 323 10 00 004 323 36 00 004 323 65 00
				$\frac{1}{\circ}$	106 946			002 326 46 00 002 326 47 00 003 326 45 00 003 326 92 00 006 326 64 00 385 326 01 00
1017 A	11.75 - 02.91	380.112/113		$\frac{\circ}{\circ}$	131 306	für Fahrzeuge mit verstärkter Vorderfeder / for vehicles with reinforced front spring	(115)	003 323 22 00 003 323 23 00
		380.113/114 380.112		$\frac{\circ}{\circ}$	112 871			001 323 68 00 002 323 76 00 002 323 79 00 002 323 84 00 004 323 33 00 004 323 71 00
			$\frac{1}{\circ}$	106 951			001 326 96 00 002 326 48 00 002 326 49 00 003 326 95 00 004 326 18 00 006 326 58 00 385 326 02 00	

Achtung: Unsere Artikel sind nur als Ersatz für die angegebenen OE-Nummern gültig. In der Spalte "Ref." ist lediglich ein Teil der OE-Nummern aufgeführt. Die vollständige Auflistung aller Vergleichsnummern finden Sie im Anhang.
Attention: The articles are only valid as replacement for the listed OE-numbers. In the column "Ref." only a selection of OE-No. is given. The complete listing you can see in the appendix. (151)

		Baumuster Model						Ref.
--	--	--------------------	---	---	---	--	---	------





MERCEDES-BENZ




1017								
1017 AF	11.75 - 09.85	380.180/181		$\frac{\circ}{\circ}$	131 306	Chass. 4208331->		003 323 22 00
				$\frac{\circ}{\circ}$	112 871			003 323 23 00
1017 AK 1017 AS	02.76 - 12.84 04.77 - 09.85	380.151 380.143		$\frac{\circ}{\circ}$	112 871			001 323 68 00
				$\frac{\circ}{\circ}$	106 951			->Chass. 4208330
1017 KO,1017 F	08.73 - 09.96	380.065-066		$\frac{\circ}{\circ}$	112 028			001 323 11 00
				$\frac{\circ}{\circ}$	106 946			002 323 10 00 002 323 11 00 003 323 10 00 004 323 36 00 004 323 65 00
1017 KO,1017 F	08.73 - 09.96	380.080/081		$\frac{\circ}{\circ}$	112 028	->Chass. 4208330		002 326 46 00
				$\frac{\circ}{\circ}$	106 946	->Chass. 4208330		002 326 47 00 003 326 45 00 003 326 92 00 006 326 64 00 385 326 01 00
1017 KO,1017 F	08.73 - 09.96	380.080/081		$\frac{\circ}{\circ}$	112 028	->Chass. 4208330		001 323 11 00
				$\frac{\circ}{\circ}$	106 946	->Chass. 4208330		002 323 10 00 002 323 11 00 003 323 10 00 004 323 36 00 004 323 65 00
1017 KO,1017 F	08.73 - 09.96	380.080/081		$\frac{\circ}{\circ}$	112 028	->Chass. 4208330		002 326 46 00
				$\frac{\circ}{\circ}$	106 946	->Chass. 4208330		002 326 47 00 003 326 45 00 003 326 92 00 006 326 64 00 385 326 01 00



Achtung: Unsere Artikel sind nur als Ersatz für die angegebenen OE-Nummern gültig. In der Spalte "Ref." ist lediglich ein Teil der OE-Nummern aufgeführt. Die vollständige Auflistung aller Vergleichsnummern finden Sie im Anhang.
 Attention: The articles are only valid as replacement for the listed OE-numbers. In the column "Ref." only a selection of OE-No. is given. The complete listing you can see in the appendix. (151)

		Baumuster Model						Ref.
--	---	--------------------	---	---	---	---	---	------

MERCEDES-BENZ

1017								
1017 S,1017 LS	08.73 - 09.96	380.051/052		$\frac{\circ}{\circ}$	310 800			001 323 03 00 002 323 00 00 002 323 01 00 002 323 03 00 003 323 01 00 003 323 03 00 004 323 55 00
				$\frac{1}{\circ}$	106 948	Chass. 4306945->	002 326 71 00 002 326 72 00 003 326 96 00 381 326 02 00	
		380.251/252		$\frac{\circ}{\circ}$	112 028		001 323 11 00 002 323 10 00 002 323 11 00 003 323 10 00 004 323 36 00 004 323 65 00	
				$\frac{1}{\circ}$	790 001		002 323 25 00 002 323 50 00 002 326 52 00 385 326 00 00	
































1019								
1019 AF, 141-141 kW 1019 AF, 144 kW	01.79 - 12.82 01.79 - 12.82	380.183		$\frac{\circ}{\circ}$	112 871	->Chass. 4208330		001 323 68 00 002 323 76 00 002 323 79 00 002 323 84 00 004 323 33 00 004 323 71 00
				$\frac{\circ}{\circ}$	131 306	->Chass. 4208331	003 323 22 00 003 323 23 00	
				$\frac{1}{\circ}$	106 951	->Chass. 4208330	001 326 96 00 002 326 48 00 002 326 49 00 003 326 95 00 004 326 18 00 006 326 58 00 385 326 02 00	
1019 F	01.79 - 12.82	380.083		$\frac{1}{\circ}$	106 946		002 326 46 00 002 326 47 00 003 326 45 00 003 326 92 00 006 326 64 00 385 326 01 00	

1113								
1113 B L 1113 B LF,LKO 1113 B LK 1113 B LS,LKO	01.68 -	358.010-013 358.000-004 358.016-018		$\frac{\circ}{\circ}$	112 025			001 323 75 00 002 323 38 00 002 326 94 00 003 326 32 00 003 326 76 00 004 323 74 00
	01.68 -	358 358.021-023						
1113 B LA,LAF,LAK,LAKO	01.68 -	358		$\frac{\circ}{\circ}$	106 954			001 323 34 00 001 323 82 00 002 323 06 00 002 323 13 00 002 323 34 00 004 323 62 00 004 323 75 00

Achtung: Unsere Artikel sind nur als Ersatz für die angegebenen OE-Nummern gültig. In der Spalte "Ref." ist lediglich ein Teil der OE-Nummern aufgeführt. Die vollständige Auflistung aller Vergleichsnummern finden Sie im Anhang.
Attention: The articles are only valid as replacement for the listed OE-numbers. In the column "Ref." only a selection of OE-No. is given. The complete listing you can see in the appendix. (151)

		Baumuster Model						Ref.
--	--	--------------------	---	---	---	--	---	------































MERCEDES-BENZ

1113								
1113 B LAS		358.114/115			106 954			001 323 34 00 001 323 82 00 002 323 06 00 002 323 13 00 002 323 34 00 004 323 62 00 004 323 75 00
					106 950 ▲	Chass. 691 431->	001 326 46 00 002 326 10 00 003 326 99 00 345 326 75 00	
1113 B LPS		358			106 950 ▲	Chass. 691 431->		001 326 46 00 002 326 10 00 003 326 99 00 345 326 75 00
1113 B LS		358.015 358.014			112 025			001 323 75 00 002 323 38 00 002 326 94 00 003 326 32 00 003 326 76 00 004 323 74 00
					106 950 ▲	Chass. 500001 - Chass. 599999	001 326 46 00 002 326 10 00 003 326 99 00 345 326 75 00	
1113 L,LF,LK	01.61 -	322			398 001 ▲			000 323 74 00 000 323 98 00
1113 LPK		318.392			101 980			318 323 03 00 318 323 04 00
LP 1113, LPL 1113	01.80 - 12.84	318.356-359			101 980			318 323 03 00 318 323 04 00
					101 455		314 323 08 00 314 323 09 00	
				367 206		318 326 00 00 318 326 05 00		
1114								
1114,1114 L	01.84 - 12.98	675.012-014			106 790			006 323 27 00 673 323 00 00 673 323 06 00
					310 780 HD●		006 323 30 00 673 323 05 00 675 323 05 00 675 323 07 00	
					310 791		005 326 45 00 006 326 78 00 675 326 00 00 675 326 04 00 675 326 06 00	
				112 862		006 323 17 00 675 323 06 00 675 323 08 00 675 323 10 00		
				106 776		005 326 46 00 006 326 69 00 675 326 05 00 675 326 07 00		
1114 AK	02.87 - 12.98	675.142/143			131 174			006 323 22 00

Achtung: Unsere Artikel sind nur als Ersatz für die angegebenen OE-Nummern gültig. In der Spalte "Ref." ist lediglich ein Teil der OE-Nummern aufgeführt. Die vollständige Auflistung aller Vergleichsnummern finden Sie im Anhang.
 Attention: The articles are only valid as replacement for the listed OE-numbers. In the column "Ref." only a selection of OE-No. is given. The complete listing you can see in the appendix. (151)

		Baumuster Model						Ref.
--	--	--------------------	---	---	---	--	---	------

































MERCEDES-BENZ

1114								
1114 K	03.84 - 12.98	675.042			106 790			006 323 27 00 673 323 00 00 673 323 06 00
					310 780 HD●			006 323 30 00 673 323 05 00 675 323 05 00 675 323 07 00
					310 791			005 326 45 00 006 326 78 00 675 326 00 00 675 326 04 00 675 326 06 00
1114 S	03.84 - 12.98	675.052/053			112 862			006 323 17 00 675 323 06 00 675 323 08 00 675 323 10 00
1117								
1117,1117 L, 116-125 kW	01.84 - 12.98	676.012-015			106 790			006 323 27 00 673 323 00 00 673 323 06 00
					310 780 HD●			006 323 30 00 673 323 05 00 675 323 05 00 675 323 07 00
					310 791			005 326 45 00 006 326 78 00 675 326 00 00 675 326 04 00 675 326 06 00
		676.212-214 676.217-219			310 780			006 323 30 00 673 323 05 00 675 323 05 00 675 323 07 00
					106 776			005 326 46 00 006 326 69 00 675 326 05 00 675 326 07 00
1117,1117 L, 125 kW	03.96 - 12.98	676.316			106 790			006 323 27 00 673 323 00 00 673 323 06 00
					310 791			005 326 45 00 006 326 78 00 675 326 00 00 675 326 04 00 675 326 06 00
		676.417-419			310 780			006 323 30 00 673 323 05 00 675 323 05 00 675 323 07 00
					106 776			005 326 46 00 006 326 69 00 675 326 05 00 675 326 07 00
1117 A	06.87 - 12.98	676.112/117			131 174			006 323 22 00
1117 K, 116-125 kW	04.84 - 12.98	676.042 676.047			106 790			006 323 27 00 673 323 00 00 673 323 06 00
					310 780 HD●			006 323 30 00 673 323 05 00 675 323 05 00 675 323 07 00
					310 791			005 326 45 00 006 326 78 00 675 326 00 00 675 326 04 00 675 326 06 00

Achtung: Unsere Artikel sind nur als Ersatz für die angegebenen OE-Nummern gültig. In der Spalte "Ref." ist lediglich ein Teil der OE-Nummern aufgeführt. Die vollständige Auflistung aller Vergleichsnummern finden Sie im Anhang.
Attention: The articles are only valid as replacement for the listed OE-numbers. In the column "Ref." only a selection of OE-No. is given. The complete listing you can see in the appendix. (151)

		Baumuster Model						Ref.
--	--	--------------------	---	---	---	--	---	------

MERCEDES-BENZ























1117								
1117 K, 125 kW	03.96 - 12.98	676.347			106 790			006 323 27 00 673 323 00 00 673 323 06 00
					310 791			005 326 45 00 006 326 78 00 675 326 00 00 675 326 04 00 675 326 06 00
1117 S	03.96 - 12.98	676.354/355			310 780			006 323 30 00 673 323 05 00 675 323 05 00 675 323 07 00
1117 S,1117 LS	01.84 - 12.98	676.052/053			112 862			006 323 17 00 675 323 06 00 675 323 08 00 675 323 10 00
					310 780			006 323 30 00 673 323 05 00 675 323 05 00 675 323 07 00
		676.252/253			106 776			005 326 46 00 006 326 69 00 675 326 05 00 675 326 07 00
1120								
1120,1120 L	01.84 - 12.98	677.012-015			106 790			006 323 27 00 673 323 00 00 673 323 06 00
					310 780 HD●			006 323 30 00 673 323 05 00 675 323 05 00 675 323 07 00
					310 791			005 326 45 00 006 326 78 00 675 326 00 00 675 326 04 00 675 326 06 00
		677.212-214			112 862			006 323 17 00 675 323 06 00 675 323 08 00 675 323 10 00
					106 776			005 326 46 00 006 326 69 00 675 326 05 00 675 326 07 00
1120 AF	02.87 - 12.98	677.196 677.183			131 174			006 323 22 00
1120 F	02.90 - 12.98	677.083			106 790			006 323 27 00 673 323 00 00 673 323 06 00
					310 780 HD●			006 323 30 00 673 323 05 00 675 323 05 00 675 323 07 00
					310 791	->Chass. 5400707		005 326 45 00 006 326 78 00 675 326 00 00 675 326 04 00 675 326 06 00
1120 L	08.84 - 12.98	677.212-214			112 862			006 323 17 00 675 323 06 00 675 323 08 00 675 323 10 00
					106 776			005 326 46 00 006 326 69 00 675 326 05 00 675 326 07 00

Achtung: Unsere Artikel sind nur als Ersatz für die angegebenen OE-Nummern gültig. In der Spalte "Ref." ist lediglich ein Teil der OE-Nummern aufgeführt. Die vollständige Auflistung aller Vergleichsnummern finden Sie im Anhang.

Attention: The articles are only valid as replacement for the listed OE-numbers. In the column "Ref." only a selection of OE-No. is given. The complete listing you can see in the appendix. (151)

		Baumuster Model						Ref.
--	---	--------------------	---	---	---	---	---	------













MERCEDES-BENZ

1120								
1120 S,1120 LS	01.84 - 12.98	677.052/053			112 862			006 323 17 00 675 323 06 00 675 323 10 00
		677.252/253			112 862			006 323 17 00 675 323 06 00 675 323 10 00
					106 776			005 326 46 00 006 326 69 00 675 326 05 00 675 326 07 00
1124								
1124 AF	03.92 - 12.98	677.196 677.184 677.197 677.183			131 174			006 323 22 00
1124 F	03.92 - 12.98	677.084 677.083			310 780			006 323 30 00 673 323 05 00 675 323 05 00 675 323 07 00
					310 791	->Chass. 5400707		
1213								
1213 1213 K 1213 KO	09.75 - 05.86 09.75 - 05.86 09.75 - 05.86	381.060 381.007 381.061 381.002 381.005 381.003 381.008 381.040			112 028			001 323 11 00 002 323 10 00 002 323 11 00 003 323 10 00 004 323 36 00 004 323 65 00
					106 946			002 326 46 00 002 326 47 00 003 326 45 00 003 326 92 00 006 326 64 00 385 326 01 00
1213 A 1213 AK 1213 AKO 1213 AS	09.75 - 05.86 09.75 - 05.86 09.75 - 05.86 09.75 - 05.86	381.103 381.161 381.140 381.150 381.102 381.104 381.160			112 871			001 323 68 00 002 323 76 00 002 323 79 00 002 323 84 00 004 323 33 00 004 323 71 00
					106 951			001 326 96 00 002 326 48 00 002 326 49 00 003 326 95 00 004 326 18 00 006 326 58 00 385 326 02 00
1213 LPS	01.67 -	352.065 352.064			106 950 ▲			001 326 46 00 002 326 10 00 003 326 99 00 345 326 75 00

Achtung: Unsere Artikel sind nur als Ersatz für die angegebenen OE-Nummern gültig. In der Spalte "Ref." ist lediglich ein Teil der OE-Nummern aufgeführt. Die vollständige Auflistung aller Vergleichsnummern finden Sie im Anhang.
Attention: The articles are only valid as replacement for the listed OE-numbers. In the column "Ref." only a selection of OE-No. is given. The complete listing you can see in the appendix. (151)

		Baumuster Model						Ref.
--	--	--------------------	---	---	---	--	---	------












MERCEDES-BENZ

1213								
1213 S	09.75 - 05.86	381.050		$\frac{0}{0}$	310 800			001 323 03 00 002 323 00 00 002 323 01 00 002 323 03 00 003 323 01 00 003 323 03 00 004 323 55 00
				$\frac{1}{0}$	106 948 			002 326 71 00 002 326 72 00 003 326 96 00 381 326 02 00
1216								
1216 LPS		352.084/085		$\frac{0}{0}$	605 001 ▲	Chass. 600383 - Chass. 600550		001 326 33 00 001 326 66 00 006 326 84 00
		352.086		$\frac{0}{0}$	106 950 ▲			001 326 46 00 002 326 10 00 003 326 99 00 345 326 75 00
1217								
1217,1217 L	08.73 - 09.96	381		$\frac{0}{0}$	112 028			001 323 11 00 002 323 10 00 002 323 11 00 003 323 10 00 004 323 36 00 004 323 65 00
				$\frac{1}{0}$	790 001			002 323 25 00 002 323 50 00 002 326 52 00 385 326 00 00
		381.012/013 381.015 381.017/018		$\frac{0}{0}$	112 028			001 323 11 00 002 323 10 00 002 323 11 00 003 323 10 00 004 323 36 00 004 323 65 00
			$\frac{1}{0}$	106 946			002 326 46 00 002 326 47 00 003 326 45 00 003 326 92 00 006 326 64 00 385 326 01 00	
1217 A	09.75 - 09.85	381.112-114		$\frac{0}{0}$	112 871			001 323 68 00 002 323 76 00 002 323 79 00 002 323 84 00 004 323 33 00 004 323 71 00
				$\frac{1}{0}$	106 951			001 326 96 00 002 326 48 00 002 326 49 00 003 326 95 00 004 326 18 00 006 326 58 00 385 326 02 00
		381.113		$\frac{0}{0}$	131 306	für Fahrzeuge mit verstärkter Vorderfeder / for vehicles with reinforced front spring	(115)	003 323 22 00 003 323 23 00

Achtung: Unsere Artikel sind nur als Ersatz für die angegebenen OE-Nummern gültig. In der Spalte "Ref." ist lediglich ein Teil der OE-Nummern aufgeführt. Die vollständige Auflistung aller Vergleichsnummern finden Sie im Anhang.
 Attention: The articles are only valid as replacement for the listed OE-numbers. In the column "Ref." only a selection of OE-No. is given. The complete listing you can see in the appendix. (151)

		Baumuster Model						Ref.
--	--	--------------------	---	---	---	--	---	------











MERCEDES-BENZ

1217								
1217 AK 1217 AS	09.75 - 09.85	381.143		$\frac{0}{0}$	112 871			001 323 68 00 002 323 76 00 002 323 79 00 002 323 84 00 004 323 33 00 004 323 71 00
	09.75 - 09.85	381.151		$\frac{1}{0}$	106 951			001 326 96 00 002 326 48 00 002 326 49 00 003 326 95 00 004 326 18 00 006 326 58 00 385 326 02 00
1217 K 1217 KO	09.75 - 12.84	381.066		$\frac{0}{0}$	112 028			001 323 11 00 002 323 10 00 002 323 11 00 003 323 10 00 004 323 36 00 004 323 65 00
	09.75 - 09.85	381.043 381.065		$\frac{1}{0}$	106 946			002 326 46 00 002 326 47 00 003 326 45 00 003 326 92 00 006 326 64 00 385 326 01 00
1217 S,1217 LS	08.73 - 09.96	381		$\frac{0}{0}$	112 028			001 323 11 00 002 323 10 00 002 323 11 00 003 323 10 00 004 323 36 00 004 323 65 00
				$\frac{1}{0}$	790 001			002 323 25 00 002 323 50 00 002 326 52 00 385 326 00 00
		381.051/052		$\frac{0}{0}$	310 800			001 323 03 00 002 323 00 00 002 323 01 00 002 323 03 00 003 323 01 00 003 323 03 00 004 323 55 00
			$\frac{1}{0}$	106 948 			002 326 71 00 002 326 72 00 003 326 96 00 381 326 02 00	
1219								
1219 1219 K	09.75 - 09.84	381.046		$\frac{0}{0}$	112 028			001 323 11 00 002 323 10 00 002 323 11 00 003 323 10 00 004 323 36 00 004 323 65 00
	09.75 - 09.84	381.025 381.028 381.023 381.027 381.022		$\frac{1}{0}$	106 946			002 326 46 00 002 326 47 00 003 326 45 00 003 326 92 00 006 326 64 00 385 326 01 00

Achtung: Unsere Artikel sind nur als Ersatz für die angegebenen OE-Nummern gültig. In der Spalte "Ref." ist lediglich ein Teil der OE-Nummern aufgeführt. Die vollständige Auflistung aller Vergleichsnummern finden Sie im Anhang.
 Attention: The articles are only valid as replacement for the listed OE-numbers. In the column "Ref." only a selection of OE-No. is given. The complete listing you can see in the appendix. (151)

		Baumuster Model						Ref.
--	--	--------------------	---	---	---	--	---	------











MERCEDES-BENZ

1219								
1219 A 1219 AK	09.75 - 12.82	381.123		$\frac{1}{0}$	112 871			001 323 68 00 002 323 76 00 002 323 79 00 002 323 84 00 004 323 33 00 004 323 71 00
	09.75 - 12.84	381.122 381.146				$\frac{1}{0}$	106 951	
1219 AF	09.75 - 09.84	381.182/183		$\frac{0}{0}$	131 306	Chass. 4208331->		003 323 22 00 003 323 23 00
					$\frac{0}{0}$	112 871		001 323 68 00 002 323 76 00 002 323 79 00 002 323 84 00 004 323 33 00 004 323 71 00
				$\frac{1}{0}$	106 951	->Chass. 4208330		001 326 96 00 002 326 48 00 002 326 49 00 003 326 95 00 004 326 18 00 006 326 58 00 385 326 02 00
1219 F	09.75 - 09.84	381.082-084		$\frac{0}{0}$	112 028	->Chass. 4208330		001 323 11 00 002 323 10 00 002 323 11 00 003 323 10 00 004 323 36 00 004 323 65 00
						$\frac{1}{0}$	106 946	->Chass. 4208330
1219 L, LS		381		$\frac{0}{0}$	112 028			001 323 11 00 002 323 10 00 002 323 11 00 003 323 10 00 004 323 36 00 004 323 65 00
						$\frac{1}{0}$	790 001	
1219 S	09.75 - 09.84	381.054/055		$\frac{0}{0}$	310 800			001 323 03 00 002 323 00 00 002 323 01 00 002 323 03 00 003 323 01 00 003 323 03 00 004 323 55 00
						$\frac{1}{0}$	106 948	Chass. 4306945->

Achtung: Unsere Artikel sind nur als Ersatz für die angegebenen OE-Nummern gültig. In der Spalte "Ref." ist lediglich ein Teil der OE-Nummern aufgeführt. Die vollständige Auflistung aller Vergleichsnummern finden Sie im Anhang.
 Attention: The articles are only valid as replacement for the listed OE-numbers. In the column "Ref." only a selection of OE-No. is given. The complete listing you can see in the appendix. (151)

		Baumuster Model						Ref.
--	--	--------------------	---	---	---	--	---	------





































MERCEDES-BENZ

1222								
1222, 159 kW	07.82 - 02.90	615.026-028		$\frac{\circ}{\circ}$	106 830			003 323 88 00 003 323 89 00 004 323 37 00
					112 028	Sonderausführung / Special design	(98)	001 323 11 00 002 323 10 00 002 323 11 00 003 323 10 00 004 323 36 00 004 323 65 00
				$\frac{1}{\circ}$	106 757			003 326 14 00 003 326 15 00 004 326 68 00 004 326 69 00 006 326 63 00 617 326 00 00 652 320 00 31
					106 946 	Sonderausführung / Special design	(98)	002 326 46 00 002 326 47 00 003 326 45 00 003 326 92 00 006 326 64 00 385 326 01 00
					106 948 	Sonderausführung / Special design	(98)	002 326 71 00 002 326 72 00 003 326 96 00 381 326 02 00
1222, 160-165 kW	07.89 - 08.94	650.037 650.034 650.036		$\frac{\circ}{\circ}$	106 830			003 323 88 00 003 323 89 00 004 323 37 00
					112 027			002 323 86 00 002 323 87 00 004 323 52 00 004 323 64 00
				$\frac{1}{\circ}$	106 757 			003 326 14 00 003 326 15 00 004 326 68 00 004 326 69 00 006 326 63 00 617 326 00 00 652 320 00 31
					106 946 			002 326 46 00 002 326 47 00 003 326 45 00 003 326 92 00 006 326 64 00 385 326 01 00
1222 A	05.82 - 10.90	615.224 615.226		$\frac{\circ}{\circ}$	112 871			001 323 68 00 002 323 76 00 002 323 79 00 002 323 84 00 004 323 33 00 004 323 71 00
						$\frac{1}{\circ}$	106 951	

Achtung: Unsere Artikel sind nur als Ersatz für die angegebenen OE-Nummern gültig. In der Spalte "Ref." ist lediglich ein Teil der OE-Nummern aufgeführt. Die vollständige Auflistung aller Vergleichsnummern finden Sie im Anhang.
 Attention: The articles are only valid as replacement for the listed OE-numbers. In the column "Ref." only a selection of OE-No. is given. The complete listing you can see in the appendix. (151)

		Baumuster Model						Ref.
--	--	--------------------	---	---	---	--	---	------

MERCEDES-BENZ




1222								
1222 A, 1222 LA	09.89 - 07.94	650.232 650.234			112 871			001 323 68 00 002 323 76 00 002 323 84 00 004 323 33 00 004 323 71 00
					106 951			001 326 96 00 002 326 48 00 002 326 49 00 003 326 95 00 004 326 18 00 006 326 58 00 385 326 02 00
1222 AF, 159 kW	05.82 - 12.91	615.264			131 306 			003 323 22 00 003 323 23 00
					131 225			003 326 94 00 381 326 04 00
1222 AF, 160-165 kW	09.89 - 09.93	650.286			131 306 			003 323 22 00 003 323 23 00
1222 F, 159 kW 1222 F, 160-165 kW	05.82 - 12.91 07.89 - 08.94	650.086 615.064			106 830			003 323 88 00 003 323 89 00 004 323 37 00
					106 757			003 326 14 00 003 326 15 00 004 326 68 00 004 326 69 00 006 326 63 00 617 326 00 00 652 320 00 31
1222 S, 1222 LS	07.89 - 08.94	650.132			106 865			003 323 67 00 003 323 68 00 004 323 41 00 004 323 68 00
1222 S	07.82 - 02.90	615.122			106 865			003 323 67 00 003 323 68 00 004 323 41 00 004 323 68 00
					310 800	Sonderausführung / Special design	(98)	001 323 03 00 002 323 00 00 002 323 01 00 002 323 03 00 003 323 01 00 003 323 03 00 004 323 55 00
					106 742 ▲			003 326 29 00 003 326 30 00
1224								
1224 AF, 170-177 kW 1224 AF, 180 kW	02.93 - 09.96	650.282/286/ 288			131 306 			003 323 22 00 003 323 23 00
	02.93 - 09.96				106 830			003 323 88 00 003 323 89 00 004 323 37 00
1224 F		650.086			106 757			003 326 14 00 003 326 15 00 004 326 68 00 004 326 69 00 006 326 63 00 617 326 00 00 652 320 00 31
								
1225								
1225 AF	05.82 - 12.91	615.264 615.266			131 306 			003 323 22 00 003 323 23 00
					131 225			003 326 94 00 381 326 04 00

Achtung: Unsere Artikel sind nur als Ersatz für die angegebenen OE-Nummern gültig. In der Spalte "Ref." ist lediglich ein Teil der OE-Nummern aufgeführt. Die vollständige Auflistung aller Vergleichsnummern finden Sie im Anhang.
 Attention: The articles are only valid as replacement for the listed OE-numbers. In the column "Ref." only a selection of OE-No. is given. The complete listing you can see in the appendix. (151)








		Baumuster Model						Ref.
--	---	--------------------	---	---	---	---	---	------

MERCEDES-BENZ










1226

1226 AF, 180-200 kW	02.93 - 09.96	650.288			131 306 		003 323 22 00 003 323 23 00
1226 AF, 195-218 kW	02.90 - 09.93						
1226 AF, 250 kW	02.93 - 09.96						




1227

1227 A	01.92 - 07.92	650.234			112 871		001 323 68 00 002 323 76 00 002 323 79 00 002 323 84 00 004 323 33 00 004 323 71 00
					106 951		001 326 96 00 002 326 48 00 002 326 49 00 003 326 95 00 004 326 18 00 006 326 58 00 385 326 02 00
1227 AF 1227 LAF		650.284 650.288			131 306 		003 323 22 00 003 323 23 00




1228

1228 AF		615.266			131 306 		003 323 22 00 003 323 23 00
					131 225		003 326 94 00 381 326 04 00
1228 F		615.064			106 830		003 323 88 00 003 323 89 00 004 323 37 00
					106 757		003 326 14 00 003 326 15 00 004 326 68 00 004 326 69 00 006 326 63 00 617 326 00 00 652 320 00 31







1231

1231 AF		650.286			131 306 		003 323 22 00 003 323 23 00
---------	--	---------	---	---	---	--	--------------------------------

1234

1234 AF	01.92 - 09.96	650.284/288			131 306 		003 323 22 00 003 323 23 00
---------	---------------	-------------	---	---	---	--	--------------------------------



























1313

1313 L,LF,LK,LKO	01.70 -	352			112 025		001 323 75 00 002 323 38 00 002 326 94 00 003 326 32 00 003 326 76 00 004 323 74 00
1313 LA,LAK,LAKO	01.67 -	352			106 954		001 323 34 00 001 323 82 00 002 323 06 00 002 323 13 00 002 323 34 00 004 323 62 00 004 323 75 00
					605 001 ▲		001 326 33 00 001 326 66 00 006 326 84 00

Achtung: Unsere Artikel sind nur als Ersatz für die angegebenen OE-Nummern gültig. In der Spalte "Ref." ist lediglich ein Teil der OE-Nummern aufgeführt. Die vollständige Auflistung aller Vergleichsnummern finden Sie im Anhang.
Attention: The articles are only valid as replacement for the listed OE-numbers. In the column "Ref." only a selection of OE-No. is given. The complete listing you can see in the appendix. (151)

		Baumuster Model						Ref.
--	--	--------------------	---	---	---	--	---	------

MERCEDES-BENZ





























1313								
1313 LAS	01.67 -	352			106 954			001 323 34 00 001 323 82 00 002 323 06 00 002 323 13 00 002 323 34 00 004 323 62 00 004 323 75 00
					106 950 ▲			001 326 46 00 002 326 10 00 003 326 99 00 345 326 75 00
1313 LPS	01.67 -	352.065 352.064			106 950 ▲			001 326 46 00 002 326 10 00 003 326 99 00 345 326 75 00
1313 LS	01.67 -	352			112 025			001 323 75 00 002 323 38 00 002 326 94 00 003 326 32 00 003 326 76 00 004 323 74 00
					106 950 ▲			001 326 46 00 002 326 10 00 003 326 99 00 345 326 75 00
1314								
1314 1314 K 1314 KO	07.84 - 12.98 07.84 - 12.98 07.84 - 12.98	675.033 675.032 675.034 675.046 675.093			106 790			006 323 27 00 673 323 00 00 673 323 06 00
					310 780 HD●			006 323 30 00 673 323 05 00 675 323 05 00 675 323 07 00
					310 791			005 326 45 00 006 326 78 00 675 326 00 00 675 326 04 00 675 326 06 00
1314 AK	06.87 - 12.98	675.147 675.146			131 174			006 323 22 00
1317								
1317,1317 L, 116-125 kW	01.84 - 12.98	676.032-035			106 790			006 323 27 00 673 323 00 00 673 323 06 00
					310 780 HD●			006 323 30 00 673 323 05 00 675 323 05 00 675 323 07 00
					310 791			005 326 45 00 006 326 78 00 675 326 00 00 675 326 04 00 675 326 06 00
					112 862			006 323 17 00 675 323 06 00 675 323 08 00 675 323 10 00
					106 776			005 326 46 00 006 326 69 00 675 326 05 00 675 326 07 00

Achtung: Unsere Artikel sind nur als Ersatz für die angegebenen OE-Nummern gültig. In der Spalte "Ref." ist lediglich ein Teil der OE-Nummern aufgeführt. Die vollständige Auflistung aller Vergleichsnummern finden Sie im Anhang.

Attention: The articles are only valid as replacement for the listed OE-numbers. In the column "Ref." only a selection of OE-No. is given. The complete listing you can see in the appendix. (151)

		Baumuster Model						Ref.
--	--	--------------------	---	---	---	--	---	------
































MERCEDES-BENZ

1317								
1317,1317 L, 125 kW	03.96 - 12.98	676.336-339			106 790		006 323 27 00 673 323 00 00 673 323 06 00	
					310 780 HD		006 323 30 00 673 323 05 00 675 323 05 00 675 323 07 00	
					310 791		005 326 45 00 006 326 78 00 675 326 00 00 675 326 04 00 675 326 06 00	
		676.436-439			310 780		006 323 30 00 673 323 05 00 675 323 05 00 675 323 07 00	
					106 776		005 326 46 00 006 326 69 00 675 326 05 00 675 326 07 00	
1317 AK, 116-125 kW 1317 AK, 155 kW	08.84 - 12.98 12.92 - 12.98	676.147 675.146 676.146 676.148/149			131 174		006 323 22 00	
1317 K, 4249 ccm 1317 K, 5958 ccm	03.96 - 12.98 07.84 - 12.98	676.043 675.046 676.343			106 790		006 323 27 00 673 323 00 00 673 323 06 00	
					310 780 HD●		006 323 30 00 673 323 05 00 675 323 05 00 675 323 07 00	
					310 791		005 326 45 00 006 326 78 00 675 326 00 00 675 326 04 00 675 326 06 00	
1317 KO, 116-125 kW	03.94 - 12.98	675.093 676.095			310 780		006 323 30 00 673 323 05 00 675 323 05 00 675 323 07 00	
						310 791		005 326 45 00 006 326 78 00 675 326 00 00 675 326 04 00 675 326 06 00
1317 KO, 125 kW	03.96 - 12.98	676.395			106 790		006 323 27 00 673 323 00 00 673 323 06 00	
						310 791		005 326 45 00 006 326 78 00 675 326 00 00 675 326 04 00 675 326 06 00
1317 LPS		352.084/085			605 001 ▲	Chass. 600383 - Chass. 600550	001 326 33 00 001 326 66 00 006 326 84 00	
		352.086/087			106 950 ▲		001 326 46 00 002 326 10 00 003 326 99 00 345 326 75 00	

Achtung: Unsere Artikel sind nur als Ersatz für die angegebenen OE-Nummern gültig. In der Spalte "Ref." ist lediglich ein Teil der OE-Nummern aufgeführt. Die vollständige Auflistung aller Vergleichsnummern finden Sie im Anhang.
Attention: The articles are only valid as replacement for the listed OE-numbers. In the column "Ref." only a selection of OE-No. is given. The complete listing you can see in the appendix. (151)

		Baumuster Model						Ref.
--	--	--------------------	---	---	---	--	---	------

































MERCEDES-BENZ

1317								
1317 S,1317 LS	01.84 - 12.98	676.056/057			112 862			006 323 17 00 675 323 06 00 675 323 08 00 675 323 10 00
		676.256/257			112 862			006 323 17 00 675 323 06 00 675 323 08 00 675 323 10 00
					106 776			005 326 46 00 006 326 69 00 675 326 05 00 675 326 07 00
1319								
1319 LPS		352.084/085			605 001 ▲	Chass. 600383 - Chass. 600550		001 326 33 00 001 326 66 00 006 326 84 00
		352.086/087			106 950 ▲			001 326 46 00 002 326 10 00 003 326 99 00 345 326 75 00
1320								
1320,1320 L, 125 kW 1320,1320 L, 148-155 kW	01.84 - 12.98	677.032-035			106 790			006 323 27 00 673 323 00 00 673 323 06 00
	01.84 - 12.98					310 780 HD●		
					310 791			005 326 45 00 006 326 78 00 675 326 00 00 675 326 04 00 675 326 06 00
					112 862			006 323 17 00 675 323 06 00 675 323 08 00 675 323 10 00
							106 776	
1320 AK		676.147			131 174			006 323 22 00
1320 L	12.92 - 12.98	677.235			112 862			006 323 17 00 675 323 06 00 675 323 08 00 675 323 10 00
							106 776	
1320 S,1320 LS	01.84 - 12.98	677.056-057			112 862			006 323 17 00 675 323 06 00 675 323 08 00 675 323 10 00
		677.256-259			310 780			006 323 30 00 673 323 05 00 675 323 05 00 675 323 07 00
							106 776	

Achtung: Unsere Artikel sind nur als Ersatz für die angegebenen OE-Nummern gültig. In der Spalte "Ref." ist lediglich ein Teil der OE-Nummern aufgeführt. Die vollständige Auflistung aller Vergleichsnummern finden Sie im Anhang.
 Attention: The articles are only valid as replacement for the listed OE-numbers. In the column "Ref." only a selection of OE-No. is given. The complete listing you can see in the appendix. (151)

		Baumuster Model						Ref.
--	---	----------------------------	---	---	---	---	---	-------------








MERCEDES-BENZ

1324								
1324,1324 L	01.84 - 12.98	679.032-035			106 790			006 323 27 00 673 323 00 00 673 323 06 00
					310 791			005 326 45 00 006 326 78 00 675 326 00 00 675 326 04 00 675 326 06 00
		679.232-239			310 780			006 323 30 00 673 323 05 00 675 323 05 00 675 323 07 00
					106 776			005 326 46 00 006 326 69 00 675 326 05 00 675 326 07 00
1324 AK		676.149			131 174			006 323 22 00
1324 L	01.91 - 12.98	679.235			310 780			006 323 30 00 673 323 05 00 675 323 05 00 675 323 07 00
					106 776			005 326 46 00 006 326 69 00 675 326 05 00 675 326 07 00
1324 S,1324 LS	01.84 - 12.98	679.056/057			310 780			006 323 30 00 673 323 05 00 675 323 05 00 675 323 07 00
					131 174			006 323 22 00
		679.256-259			310 780			006 323 30 00 673 323 05 00 675 323 05 00 675 323 07 00
					106 776			005 326 46 00 006 326 69 00 675 326 05 00 675 326 07 00
1413								
1413	09.75 - 12.84	383.008 383.002 383.007 383.003 383.005			112 027			002 323 86 00 002 323 87 00 004 323 52 00 004 323 64 00
					106 946			002 326 46 00 002 326 47 00 003 326 45 00 003 326 92 00 006 326 64 00 385 326 01 00
					106 948 			002 326 71 00 002 326 72 00 003 326 96 00 381 326 02 00
1413 A 1413 AK 1413 AKO	09.75 - 12.84 09.75 - 12.84 09.75 - 12.84	383.161 383.140 383.160 383.103 383.141			112 871			001 323 68 00 002 323 76 00 002 323 79 00 002 323 84 00 004 323 33 00 004 323 71 00
					106 951			001 326 96 00 002 326 48 00 002 326 49 00 003 326 95 00 004 326 18 00 006 326 58 00 385 326 02 00

Achtung: Unsere Artikel sind nur als Ersatz für die angegebenen OE-Nummern gültig. In der Spalte "Ref." ist lediglich ein Teil der OE-Nummern aufgeführt. Die vollständige Auflistung aller Vergleichsnummern finden Sie im Anhang.
 Attention: The articles are only valid as replacement for the listed OE-numbers. In the column "Ref." only a selection of OE-No. is given. The complete listing you can see in the appendix. (151)

		Baumuster Model						Ref.
--	--	--------------------	---	---	---	--	---	------






MERCEDES-BENZ

1413									
1413 K 1413 KO	09.75 - 12.84	383.061		$\frac{0}{0}$	112 027			002 323 86 00	
	09.75 - 12.84	383.060 383.040/041			106 946			002 323 87 00 004 323 52 00 004 323 64 00	
				$\frac{1}{0}$				002 326 46 00 002 326 47 00 003 326 45 00 003 326 92 00 006 326 64 00 385 326 01 00	
1414									
1414	04.84 - 03.91	616.004 616.006-008		$\frac{0}{0}$	106 830			003 323 88 00	
				$\frac{0}{0}$	112 027 ●			003 323 89 00 004 323 37 00	
				$\frac{1}{0}$	106 757		002 323 86 00 002 323 87 00 004 323 52 00 004 323 64 00		
			$\frac{1}{0}$	616.006		131 432 ●●			003 326 14 00 003 326 15 00 004 326 68 00 004 326 69 00 006 326 63 00 617 326 00 00 652 320 00 31
					$\frac{0}{0}$	646 002 ▲●●		003 326 00 00 006 326 90 00 385 326 04 00	
								002 326 74 00 002 326 76 00 003 326 11 00	
1414 K	04.84 - 03.91	616.105		$\frac{0}{0}$	112 027			002 323 86 00	
					106 946			002 323 87 00 004 323 52 00 004 323 64 00	
				$\frac{1}{0}$				002 326 46 00 002 326 47 00 003 326 45 00 003 326 92 00 006 326 64 00 385 326 01 00	

Achtung: Unsere Artikel sind nur als Ersatz für die angegebenen OE-Nummern gültig. In der Spalte "Ref." ist lediglich ein Teil der OE-Nummern aufgeführt. Die vollständige Auflistung aller Vergleichsnummern finden Sie im Anhang.
 Attention: The articles are only valid as replacement for the listed OE-numbers. In the column "Ref." only a selection of OE-No. is given. The complete listing you can see in the appendix. (151)

		Baumuster Model						Ref.
--	--	----------------------------	---	---	---	--	---	-------------
























MERCEDES-BENZ

1417								
1417		383.012 383.014 383.016		$\frac{0}{0}$	106 830		003 323 88 00 003 323 89 00 004 323 37 00	
				$\frac{0}{0}$	112 027 ●		002 323 86 00 002 323 87 00 004 323 52 00 004 323 64 00	
		383.212 383.315		$\frac{1}{0}$	106 757		003 326 14 00 003 326 15 00 004 326 68 00 004 326 69 00 006 326 63 00 617 326 00 00 652 320 00 31	
				$\frac{1}{0}$	112 871		001 323 68 00 002 323 76 00 002 323 79 00 002 323 84 00 004 323 33 00 004 323 71 00	
1417, 121-129 kW 1417 K, 121-125 kW	07.89 - 09.96 07.89 - 09.96	651.012 651.014 651.016 651.115 651.017		$\frac{0}{0}$	106 830		003 323 88 00 003 323 89 00 004 323 37 00	
				$\frac{1}{0}$	106 757		003 326 14 00 003 326 15 00 004 326 68 00 004 326 69 00 006 326 63 00 617 326 00 00 652 320 00 31	
1417, 124 kW 1417 CK 1417 K, 124 kW 1417 KO	05.75 - 12.84 04.84 - 03.91 05.75 - 12.84 05.75 - 12.84	383.018 383.043 383.015 616.115 383.066 383.013 383.065 383.017 383.044		$\frac{0}{0}$	112 027		002 323 86 00 002 323 87 00 004 323 52 00 004 323 64 00	
				$\frac{1}{0}$	106 946		002 326 46 00 002 326 47 00 003 326 45 00 003 326 92 00 006 326 64 00 385 326 01 00	
1417 A, 121-129 kW 1417 A, 124 kW 1417 AK, 121-129 kW 1417 AK, 124 kW 1417 AKO 1417 CA 1417 CAK	09.89 - 09.96 05.75 - 12.84 09.89 - 09.96 05.75 - 12.84 05.75 - 12.84 04.84 - 03.91 04.84 - 03.91	616.214 383.166 651.212 383.113 383.143 383.165 651.315 616.315		$\frac{0}{0}$	112 871		001 323 68 00 002 323 76 00 002 323 79 00 002 323 84 00 004 323 33 00 004 323 71 00	
				$\frac{1}{0}$	106 951		001 326 96 00 002 326 48 00 002 326 49 00 003 326 95 00 004 326 18 00 006 326 58 00 385 326 02 00	

Achtung: Unsere Artikel sind nur als Ersatz für die angegebenen OE-Nummern gültig. In der Spalte "Ref." ist lediglich ein Teil der OE-Nummern aufgeführt. Die vollständige Auflistung aller Vergleichsnummern finden Sie im Anhang.
 Attention: The articles are only valid as replacement for the listed OE-numbers. In the column "Ref." only a selection of OE-No. is given. The complete listing you can see in the appendix. (151)

		Baumuster Model						Ref.
--	--	--------------------	---	---	---	--	---	------













MERCEDES-BENZ

1417								
1417 C	04.84 - 03.91	616.017 616.016 616.014 616.018			106 830			003 323 88 00 003 323 89 00 004 323 37 00
					112 027 ●			002 323 86 00 002 323 87 00 004 323 52 00 004 323 64 00
					106 757			003 326 14 00 003 326 15 00 004 326 68 00 004 326 69 00 006 326 63 00 617 326 00 00 652 320 00 31
1418								
1418 AK		383.117			112 871			001 323 68 00 002 323 76 00 002 323 79 00 002 323 84 00 004 323 33 00 004 323 71 00
							106 951	
1418 L		338.002 338.001			897 001	->Chass. 000659		001 323 17 00 001 323 76 00 001 323 79 00 004 323 60 00
						385 201 ▲	Chass. 000660->	000 323 97 00
1418 L,LK,LS 1418 LP,LPS,LS	01.62 - 01.62 -	338			385 201 ▲			000 323 97 00
							385 201 ▲	
1418 LK		338.009			897 001	->Chass. 008521		001 323 17 00 001 323 76 00 001 323 79 00 004 323 60 00
		338.041					385 201 ▲	->Chass. 002901
1418 LP		354			112 871			001 323 68 00 002 323 76 00 002 323 79 00 002 323 84 00 004 323 33 00 004 323 71 00
1418 LPS 1418 LS		338.015 338.061 338.007 338.006 338.057 338.008 338.058			385 201 ▲			000 323 97 00

Achtung: Unsere Artikel sind nur als Ersatz für die angegebenen OE-Nummern gültig. In der Spalte "Ref." ist lediglich ein Teil der OE-Nummern aufgeführt. Die vollständige Auflistung aller Vergleichsnummern finden Sie im Anhang.
Attention: The articles are only valid as replacement for the listed OE-numbers. In the column "Ref." only a selection of OE-No. is given. The complete listing you can see in the appendix. (151)

		Baumuster Model						Ref.
--	--	----------------------------	---	---	---	--	---	-------------












MERCEDES-BENZ

1419								
1419,1419 L	08.73 - 09.96	383		$\frac{1}{0}$	790 001			002 323 25 00 002 323 50 00 002 326 52 00 385 326 00 00
		383.022/023 383.025 383.027/028		$\frac{0}{0}$	112 027			002 323 86 00 002 323 87 00 004 323 52 00 004 323 64 00
				$\frac{1}{0}$	106 948 			002 326 71 00 002 326 72 00 003 326 96 00 381 326 02 00
1419 A		383		$\frac{0}{0}$	112 871			001 323 68 00 002 323 76 00 002 323 79 00 002 323 84 00 004 323 33 00 004 323 71 00
1419 AK 1419 AS	05.75 - 12.84 05.75 - 12.82	383.154		$\frac{0}{0}$	112 871			001 323 68 00 002 323 76 00 002 323 79 00 002 323 84 00 004 323 33 00 004 323 71 00
		383.146		$\frac{1}{0}$	106 951			001 326 96 00 002 326 48 00 002 326 49 00 003 326 95 00 004 326 18 00 006 326 58 00 385 326 02 00
1419 C,1419 CL	08.73 - 09.96	616.046-048		$\frac{0}{0}$	106 830			003 323 88 00 003 323 89 00 004 323 37 00
				$\frac{1}{0}$	106 757			003 326 14 00 003 326 15 00 004 326 68 00 004 326 69 00 006 326 63 00 617 326 00 00 652 320 00 31
				$\frac{0}{0}$	112 027 ●			002 323 86 00 002 323 87 00 004 323 52 00 004 323 64 00
		616.447/448		$\frac{1}{0}$	790 001 (x4)			002 323 25 00 002 323 50 00 002 326 52 00 385 326 00 00
1419 F	05.75 - 12.82	383.084		$\frac{0}{0}$	112 027	->Chass. 4208330		002 323 86 00 002 323 87 00 004 323 52 00 004 323 64 00
				$\frac{1}{0}$	106 946	->Chass. 4208330		002 326 46 00 002 326 47 00 003 326 45 00 003 326 92 00 006 326 64 00 385 326 01 00

Achtung: Unsere Artikel sind nur als Ersatz für die angegebenen OE-Nummern gültig. In der Spalte "Ref." ist lediglich ein Teil der OE-Nummern aufgeführt. Die vollständige Auflistung aller Vergleichsnummern finden Sie im Anhang.
Attention: The articles are only valid as replacement for the listed OE-numbers. In the column "Ref." only a selection of OE-No. is given. The complete listing you can see in the appendix. (151)

		Baumuster Model						Ref.
--	--	--------------------	---	---	---	--	---	------

























MERCEDES-BENZ

1419								
1419 K	05.75 - 12.82	383.047 383.046		$\frac{\circ}{\circ}$	112 027			002 323 86 00 002 323 87 00 004 323 52 00 004 323 64 00
				$\frac{1}{\circ}$	106 946			002 326 46 00 002 326 47 00 003 326 45 00 003 326 92 00 006 326 64 00 385 326 01 00
1419 S,1419 LS	08.73 - 09.96	383		$\frac{\circ}{\circ}$	310 800			001 323 03 00 002 323 00 00 002 323 01 00 002 323 03 00 003 323 01 00 003 323 03 00 004 323 55 00
				$\frac{1}{\circ}$	790 001			002 323 25 00 002 323 50 00 002 326 52 00 385 326 00 00
				$\frac{1}{\circ}$	106 948 			002 326 71 00 002 326 72 00 003 326 96 00 381 326 02 00
		383.054/055		$\frac{\circ}{\circ}$	310 800			001 323 03 00 002 323 00 00 002 323 01 00 002 323 03 00 003 323 01 00 003 323 03 00 004 323 55 00
				$\frac{1}{\circ}$	106 951	->Chass. 4306944		001 326 96 00 002 326 48 00 002 326 49 00 003 326 95 00 004 326 18 00 006 326 58 00 385 326 02 00
				$\frac{1}{\circ}$	106 948	Chass. 4306945->		002 326 71 00 002 326 72 00 003 326 96 00 381 326 02 00
1420								
1420,1420 L, 155 kW	12.87 - 09.96	651.024 651.026/027		$\frac{\circ}{\circ}$	106 830			003 323 88 00 003 323 89 00 004 323 37 00
				$\frac{1}{\circ}$	106 757			003 326 14 00 003 326 15 00 004 326 68 00 004 326 69 00 006 326 63 00 617 326 00 00 652 320 00 31
		651.426/427		$\frac{\circ}{\circ}$	106 830			003 323 88 00 003 323 89 00 004 323 37 00
				$\frac{\circ}{\circ}$	112 928 (x4)	->Chass. 5587351		005 323 18 00
				$\frac{\circ}{\circ}$	310 794 (x4)	Chass. 5587352->		004 326 58 00 004 326 59 00 004 326 70 00

Achtung: Unsere Artikel sind nur als Ersatz für die angegebenen OE-Nummern gültig. In der Spalte "Ref." ist lediglich ein Teil der OE-Nummern aufgeführt. Die vollständige Auflistung aller Vergleichsnummern finden Sie im Anhang.
 Attention: The articles are only valid as replacement for the listed OE-numbers. In the column "Ref." only a selection of OE-No. is given. The complete listing you can see in the appendix. (151)

		Baumuster Model						Ref.
--	--	--------------------	---	---	---	--	---	------










MERCEDES-BENZ

1420									
1420,1420 L, 150 kW	08.73 - 09.96	616.046/047			106 830			003 323 88 00 003 323 89 00 004 323 37 00	
					112 027 ●			002 323 86 00 002 323 87 00 004 323 52 00 004 323 64 00	
		616.447/448			106 757			003 326 14 00 003 326 15 00 004 326 68 00 004 326 69 00 006 326 63 00 617 326 00 00 652 320 00 31	
					790 001 (x4)			002 323 25 00 002 323 50 00 002 326 52 00 385 326 00 00	
1420 F		616.065			106 830			003 323 88 00 003 323 89 00 004 323 37 00	
						106 757			003 326 14 00 003 326 15 00 004 326 68 00 004 326 69 00 006 326 63 00 617 326 00 00 652 320 00 31
1420 LS	02.90 - 09.96	651.522			106 865			003 323 67 00 003 323 68 00 004 323 41 00 004 323 68 00	
						112 928 (x4) ●	->Chass. 5587351		005 323 18 00
						310 794 (x4) ●	Chass. 5587352 - Chass. K103912		004 326 58 00 004 326 59 00 004 326 70 00
						125 277 (x4) ●	Chass. K103913->		005 326 16 00
1422									
1422	02.93 - 08.94	651.034 651.037 651.032 651.036			106 830			003 323 88 00 003 323 89 00 004 323 37 00	
					112 027 ●			002 323 86 00 002 323 87 00 004 323 52 00 004 323 64 00	
						106 757			003 326 14 00 003 326 15 00 004 326 68 00 004 326 69 00 006 326 63 00 617 326 00 00 652 320 00 31

Achtung: Unsere Artikel sind nur als Ersatz für die angegebenen OE-Nummern gültig. In der Spalte "Ref." ist lediglich ein Teil der OE-Nummern aufgeführt. Die vollständige Auflistung aller Vergleichsnummern finden Sie im Anhang.
 Attention: The articles are only valid as replacement for the listed OE-numbers. In the column "Ref." only a selection of OE-No. is given. The complete listing you can see in the appendix. (151)

		Baumuster Model						Ref.
--	--	--------------------	---	---	---	--	---	------














MERCEDES-BENZ

1422								
1422,1422 L, 160-165 kW	12.87 - 09.96	651.032 651.034 651.036/037		$\frac{\circ}{\circ}$	106 830			003 323 88 00 003 323 89 00 004 323 37 00
				$\frac{\circ}{\circ}$	112 027 ●		002 323 86 00 002 323 87 00 004 323 52 00 004 323 64 00	
				$\frac{1}{\circ}$	106 757		003 326 14 00 003 326 15 00 004 326 68 00 004 326 69 00 006 326 63 00 617 326 00 00 652 320 00 31	
		651.434 651.436/437		$\frac{\circ}{\circ}$	106 830		003 323 88 00 003 323 89 00 004 323 37 00	
				$\frac{\circ}{\circ}$	112 928 (x4)		005 323 18 00	
		1422,1422 L, 159 kW	08.73 - 09.96	616.024 616.026-028		$\frac{\circ}{\circ}$	106 830	
$\frac{\circ}{\circ}$	112 027 ●						002 323 86 00 002 323 87 00 004 323 52 00 004 323 64 00	
	$\frac{1}{\circ}$				106 757		003 326 14 00 003 326 15 00 004 326 68 00 004 326 69 00 006 326 63 00 617 326 00 00 652 320 00 31	
616.426-428	$\frac{1}{\circ}$			106 946 	Sonderausführung / Special design (98)	002 326 46 00 002 326 47 00 003 326 45 00 003 326 92 00 006 326 64 00 385 326 01 00		
	$\frac{1}{\circ}$			106 948 	Sonderausführung / Special design (98)	002 326 71 00 002 326 72 00 003 326 96 00 381 326 02 00		
616.426-428				$\frac{1}{\circ}$	790 001 (x4)	002 323 25 00 002 323 50 00 002 326 52 00 385 326 00 00		

Achtung: Unsere Artikel sind nur als Ersatz für die angegebenen OE-Nummern gültig. In der Spalte "Ref." ist lediglich ein Teil der OE-Nummern aufgeführt. Die vollständige Auflistung aller Vergleichsnummern finden Sie im Anhang.
 Attention: The articles are only valid as replacement for the listed OE-numbers. In the column "Ref." only a selection of OE-No. is given. The complete listing you can see in the appendix. (151)

		Baumuster Model						Ref.
--	--	--------------------	---	---	---	--	---	------












MERCEDES-BENZ

1422								
1422 F	05.82 - 10.90	616.065		$\frac{\circ}{\circ}$	106 830			003 323 88 00 003 323 89 00 004 323 37 00
				$\frac{\circ}{\circ}$	112 027 ●			002 323 86 00 002 323 87 00 004 323 52 00 004 323 64 00
				$\frac{1}{\circ}$	106 757			003 326 14 00 003 326 15 00 004 326 68 00 004 326 69 00 006 326 63 00 617 326 00 00 652 320 00 31
				$\frac{1}{\circ}$	106 946 	Sonderausführung / Special design	(98)	002 326 46 00 002 326 47 00 003 326 45 00 003 326 92 00 006 326 64 00 385 326 01 00
				$\frac{1}{\circ}$	106 948 	Sonderausführung / Special design	(98)	002 326 71 00 002 326 72 00 003 326 96 00 381 326 02 00
1422 LS	02.93 - 08.94	651.532 651.531		$\frac{\circ}{\circ}$	106 865			003 323 67 00 003 323 68 00 004 323 41 00 004 323 68 00
					$\frac{\circ}{\circ}$	112 928 (x4)		
1422 S, 1422 LS	12.87 - 09.96	651.131/132		$\frac{\circ}{\circ}$	106 865			003 323 67 00 003 323 68 00 004 323 41 00 004 323 68 00
					$\frac{\circ}{\circ}$	106 865		
			$\frac{\circ}{\circ}$		112 928 (x4)			005 323 18 00
1422 S, 1422 LS	08.73 - 09.96	616.121/122		$\frac{\circ}{\circ}$	106 865			003 323 67 00 003 323 68 00 004 323 41 00 004 323 68 00
					310 800	Sonderausführung / Special design	(98)	001 323 03 00 002 323 00 00 002 323 01 00 002 323 03 00 003 323 01 00 003 323 03 00 004 323 55 00
				$\frac{1}{\circ}$	106 757 			003 326 14 00 003 326 15 00 004 326 68 00 004 326 69 00 006 326 63 00 617 326 00 00 652 320 00 31
$\frac{\circ}{\circ}$	106 742 ▲ 				003 326 29 00 003 326 30 00			

Achtung: Unsere Artikel sind nur als Ersatz für die angegebenen OE-Nummern gültig. In der Spalte "Ref." ist lediglich ein Teil der OE-Nummern aufgeführt. Die vollständige Auflistung aller Vergleichsnummern finden Sie im Anhang.
 Attention: The articles are only valid as replacement for the listed OE-numbers. In the column "Ref." only a selection of OE-No. is given. The complete listing you can see in the appendix. (151)

		Baumuster Model						Ref.
--	--	--------------------	---	---	---	--	---	------











MERCEDES-BENZ

1424								
1424,1424 L, 180-200 kW, 9600 ccm 1424,1424 L, 180-200 kW, 10960 ccm	12.87 - 09.96	651.042 651.044 651.046/047		$\frac{0}{0}$	106 830			003 323 88 00 003 323 89 00 004 323 37 00
	12.87 - 09.96	651.444 651.446/447		$\frac{1}{0}$	106 757			003 326 14 00 003 326 15 00 004 326 68 00 004 326 69 00 006 326 63 00 617 326 00 00 652 320 00 31
				$\frac{0}{0}$	106 830			003 323 88 00 003 323 89 00 004 323 37 00
				$\frac{0}{0}$	112 928 (x4)	->Chass. 5587351		005 323 18 00
				$\frac{0}{0}$	310 794 (x4)	Chass. 5587352->		004 326 58 00 004 326 59 00 004 326 70 00
1424,1424 L, 176 kW	08.73 - 09.96	383.037/038 383.033 383.035		$\frac{0}{0}$	112 027	->Chass. 4208330		002 323 86 00 002 323 87 00 004 323 52 00 004 323 64 00
				$\frac{1}{0}$	106 946	->Chass. 4208330		002 326 46 00 002 326 47 00 003 326 45 00 003 326 92 00 006 326 64 00 385 326 01 00
				$\frac{1}{0}$	790 001			002 323 25 00 002 323 50 00 002 326 52 00 385 326 00 00
1424 A,AK,AS 1424 LP		383 354		$\frac{0}{0}$	112 871			001 323 68 00 002 323 76 00 002 323 79 00 002 323 84 00 004 323 33 00 004 323 71 00
1424 F	07.75 - 01.87	383.085		$\frac{0}{0}$	112 027			002 323 86 00 002 323 87 00 004 323 52 00 004 323 64 00
				$\frac{1}{0}$	106 946			002 326 46 00 002 326 47 00 003 326 45 00 003 326 92 00 006 326 64 00 385 326 01 00
1424 K	07.75 - 01.87	383.048/049		$\frac{0}{0}$	112 027	->Chass. 4208330		002 323 86 00 002 323 87 00 004 323 52 00 004 323 64 00
				$\frac{1}{0}$	106 946	->Chass. 4208330		002 326 46 00 002 326 47 00 003 326 45 00 003 326 92 00 006 326 64 00 385 326 01 00

Achtung: Unsere Artikel sind nur als Ersatz für die angegebenen OE-Nummern gültig. In der Spalte "Ref." ist lediglich ein Teil der OE-Nummern aufgeführt. Die vollständige Auflistung aller Vergleichsnummern finden Sie im Anhang.
Attention: The articles are only valid as replacement for the listed OE-numbers. In the column "Ref." only a selection of OE-No. is given. The complete listing you can see in the appendix. (151)

		Baumuster Model						Ref.
--	--	--------------------	---	---	---	--	---	------
















MERCEDES-BENZ

1424								
1424 S,1424 LS, 180-200 kW, 9600 ccm 1424 S,1424 LS, 180-200 kW, 10960 ccm	12.87 - 09.96	651.121/122		$\frac{0}{0}$	106 865			003 323 67 00 003 323 68 00 004 323 41 00 004 323 68 00
	12.87 - 09.96	651.536/537		$\frac{0}{0}$	106 865			003 323 67 00 003 323 68 00 004 323 41 00 004 323 68 00
				$\frac{0}{0}$	112 928 (x4) ●	->Chass. 5587351		005 323 18 00
			$\frac{0}{0}$	$\frac{0}{0}$	310 794 (x4) ●	Chass. 5587352 - Chass. K103912		004 326 58 00 004 326 59 00 004 326 70 00
			$\frac{0}{0}$	$\frac{0}{0}$	125 277 (x4) ●	Chass. K103913->		005 326 16 00
1424 S,1424 LS, 176 kW	08.73 - 09.96	383.056/057		$\frac{0}{0}$	310 800			001 323 03 00 002 323 00 00 002 323 01 00 002 323 03 00 003 323 01 00 003 323 03 00 004 323 55 00
				$\frac{1}{0}$	106 951	->Chass. 4306944		001 326 96 00 002 326 48 00 002 326 49 00 003 326 95 00 004 326 18 00 006 326 58 00 385 326 02 00
			$\frac{1}{0}$	$\frac{1}{0}$	106 948	Chass. 4306945->		002 326 71 00 002 326 72 00 003 326 96 00 381 326 02 00
		383.256/257		$\frac{1}{0}$	790 001			002 323 25 00 002 323 50 00 002 326 52 00 385 326 00 00
1425								
1425 1425 F		616.065 616.026-028 616.024		$\frac{0}{0}$	106 830			003 323 88 00 003 323 89 00 004 323 37 00
				$\frac{0}{0}$	112 027 ●			002 323 86 00 002 323 87 00 004 323 52 00 004 323 64 00
				$\frac{1}{0}$	106 757			003 326 14 00 003 326 15 00 004 326 68 00 004 326 69 00 006 326 63 00 617 326 00 00 652 320 00 31
				$\frac{1}{0}$	106 946 ☞	Sonderausführung / Special design	(98)	002 326 46 00 002 326 47 00 003 326 45 00 003 326 92 00 006 326 64 00 385 326 01 00
				$\frac{1}{0}$	106 948 ☞	Sonderausführung / Special design	(98)	002 326 71 00 002 326 72 00 003 326 96 00 381 326 02 00
1425 AF		615.264		$\frac{0}{0}$	131 306 ☞		003 323 22 00 003 323 23 00	
				$\frac{1}{0}$	131 225		003 326 94 00 381 326 04 00	

Achtung: Unsere Artikel sind nur als Ersatz für die angegebenen OE-Nummern gültig. In der Spalte "Ref." ist lediglich ein Teil der OE-Nummern aufgeführt. Die vollständige Auflistung aller Vergleichsnummern finden Sie im Anhang.
 Attention: The articles are only valid as replacement for the listed OE-numbers. In the column "Ref." only a selection of OE-No. is given. The complete listing you can see in the appendix. (151)

		Baumuster Model						Ref.
--	--	--------------------	---	---	---	--	---	------
















MERCEDES-BENZ

1425								
1425 L		616.426-428		$\frac{1}{0}$	790 001 (x4)			002 323 25 00 002 323 50 00 002 326 52 00 385 326 00 00
1425 S,1425 LS	08.73 - 09.96	616.131/132		$\frac{0}{0}$	106 865			003 323 67 00 003 323 68 00 004 323 41 00 004 323 68 00
					310 800	Sonderausführung / Special design	(98)	001 323 03 00 002 323 00 00 002 323 01 00 002 323 03 00 003 323 01 00 003 323 03 00 004 323 55 00
				$\frac{1}{0}$	106 757 			003 326 14 00 003 326 15 00 004 326 68 00 004 326 69 00 006 326 63 00 617 326 00 00 652 320 00 31
			$\frac{0}{0}$	106 742 				003 326 29 00 003 326 30 00
1426								
1426 S,1426 LS	12.87 - 09.96	651.141/142		$\frac{0}{0}$	106 865			003 323 67 00 003 323 68 00 004 323 41 00 004 323 68 00
		651.542		$\frac{0}{0}$	106 865			003 323 67 00 003 323 68 00 004 323 41 00 004 323 68 00
				$\frac{0}{0}$	112 928 (x4) 	->Chass. 5587351		005 323 18 00
			$\frac{0}{0}$	310 794 (x4) 	Chass. 5587352 - Chass. K103912		004 326 58 00 004 326 59 00 004 326 70 00	
			$\frac{0}{0}$	125 277 (x4) 	Chass. K103913->		005 326 16 00	
1428								
1428 AF		615.264		$\frac{0}{0}$	131 306 			003 323 22 00 003 323 23 00
		615.266		$\frac{1}{0}$	131 225			003 326 94 00 381 326 04 00

Achtung: Unsere Artikel sind nur als Ersatz für die angegebenen OE-Nummern gültig. In der Spalte "Ref." ist lediglich ein Teil der OE-Nummern aufgeführt. Die vollständige Auflistung aller Vergleichsnummern finden Sie im Anhang.
 Attention: The articles are only valid as replacement for the listed OE-numbers. In the column "Ref." only a selection of OE-No. is given. The complete listing you can see in the appendix. (151)

		Baumuster Model						Ref.
--	---	--------------------	---	---	---	---	---	------

































MERCEDES-BENZ

1428								
1428 F		616.064		$\frac{0}{0}$	106 830			003 323 88 00 003 323 89 00 004 323 37 00
				$\frac{1}{0}$	106 757			003 326 14 00 003 326 15 00 004 326 68 00 004 326 69 00 006 326 63 00 617 326 00 00 652 320 00 31
		616.065		$\frac{0}{0}$	106 830			003 323 88 00 003 323 89 00 004 323 37 00
				$\frac{0}{0}$	112 027 ●			002 323 86 00 002 323 87 00 004 323 52 00 004 323 64 00
				$\frac{1}{0}$	106 757			003 326 14 00 003 326 15 00 004 326 68 00 004 326 69 00 006 326 63 00 617 326 00 00 652 320 00 31
				$\frac{1}{0}$	106 946 	Sonderausführung / Special design	(98)	002 326 46 00 002 326 47 00 003 326 45 00 003 326 92 00 006 326 64 00 385 326 01 00
				106 948 	Sonderausführung / Special design	(98)	002 326 71 00 002 326 72 00 003 326 96 00 381 326 02 00	
1429								
1429 AF		615.266		$\frac{1}{0}$	131 225			003 326 94 00 381 326 04 00
		650.288		$\frac{0}{0}$	131 306 			003 323 22 00 003 323 23 00
1442								
1442 AF		615.266		$\frac{0}{0}$	131 306			003 323 22 00 003 323 23 00
				$\frac{1}{0}$	131 225			003 326 94 00 381 326 04 00
1513								
1513 L,LK,LKO		360		$\frac{0}{0}$	112 025	08.1970->		001 323 75 00 002 323 38 00 002 326 94 00 003 326 32 00 003 326 76 00 004 323 74 00
1513 LA,LAK,LAKO	01.67 -	360		$\frac{0}{0}$	106 954			001 323 34 00 001 323 82 00 002 323 06 00 002 323 13 00 002 323 34 00 004 323 62 00 004 323 75 00
				$\frac{0}{0}$	605 001 ▲			001 326 33 00 001 326 66 00 006 326 84 00
1513 LPS	01.67 -	360		$\frac{0}{0}$	106 950 ▲			001 326 46 00 002 326 10 00 003 326 99 00 345 326 75 00

Achtung: Unsere Artikel sind nur als Ersatz für die angegebenen OE-Nummern gültig. In der Spalte "Ref." ist lediglich ein Teil der OE-Nummern aufgeführt. Die vollständige Auflistung aller Vergleichsnummern finden Sie im Anhang.
 Attention: The articles are only valid as replacement for the listed OE-numbers. In the column "Ref." only a selection of OE-No. is given. The complete listing you can see in the appendix. (151)

		Baumuster Model						Ref.
--	--	--------------------	---	---	---	--	---	------

MERCEDES-BENZ

























1513								
1513 LS		360			112 025	08.1970->		001 323 75 00 002 323 38 00 003 326 32 00 003 326 76 00 004 323 74 00
					106 950 ▲			001 326 46 00 002 326 10 00 003 326 99 00 345 326 75 00
1514								
1514,1514 L	01.84 - 12.98	675.022-025			310 780			006 323 30 00 673 323 05 00 675 323 05 00 675 323 07 00
					310 780			006 323 30 00 673 323 05 00 675 323 05 00 675 323 07 00
				131 181 *			005 326 49 00 006 326 79 00	
		675.222-225			310 780			006 323 30 00 673 323 05 00 675 323 05 00 675 323 07 00
					131 202			005 326 39 00 006 326 75 00 675 326 23 00
1514 K	01.89 - 12.98	675.045			310 780			006 323 30 00 673 323 05 00 675 323 05 00 675 323 07 00
					131 181 *			005 326 49 00 006 326 79 00
1517								
1517,1517 L, 116-125 kW	01.84 - 12.98	676.022-025			310 780			006 323 30 00 673 323 05 00 675 323 05 00 675 323 07 00
					131 181 *			005 326 49 00 006 326 79 00
		676.222-225			310 780			006 323 30 00 673 323 05 00 675 323 05 00 675 323 07 00
					106 776			005 326 46 00 006 326 69 00 675 326 05 00 675 326 07 00
1517,1517 L, 125 kW	03.96 - 12.98	676.326-329			310 780			006 323 30 00 673 323 05 00 675 323 05 00 675 323 07 00
					131 181 *			005 326 49 00 006 326 79 00
		676.426-429			310 780			006 323 30 00 673 323 05 00 675 323 05 00 675 323 07 00
1517 K, 116-125 kW 1517 K, 125 kW	01.89 - 12.98	676.045			310 780			006 323 30 00 673 323 05 00 675 323 05 00 675 323 07 00
	03.96 - 12.98	676.349 676.049						

Achtung: Unsere Artikel sind nur als Ersatz für die angegebenen OE-Nummern gültig. In der Spalte "Ref." ist lediglich ein Teil der OE-Nummern aufgeführt. Die vollständige Auflistung aller Vergleichsnummern finden Sie im Anhang.

Attention: The articles are only valid as replacement for the listed OE-numbers. In the column "Ref." only a selection of OE-No. is given. The complete listing you can see in the appendix. (151)

		Baumuster Model						Ref.
--	--	--------------------	---	---	---	--	---	------






























MERCEDES-BENZ

1517								
1517 L 1517 LK	01.67 -	360			112 025			001 323 75 00 002 323 38 00 002 326 94 00 003 326 32 00 003 326 76 00 004 323 74 00
1517 LA,LAK	01.67 -	360			106 954			001 323 34 00 001 323 82 00 002 323 06 00 002 323 13 00 002 323 34 00 004 323 62 00 004 323 75 00
					605 001 ▲			001 326 33 00 001 326 66 00 006 326 84 00
1517 LAS		360			106 954			001 323 34 00 001 323 82 00 002 323 06 00 002 323 13 00 002 323 34 00 004 323 62 00 004 323 75 00
					106 950 ▲			001 326 46 00 002 326 10 00 003 326 99 00 345 326 75 00
1517 LS		360			112 025	08.1970->		001 323 75 00 002 323 38 00 002 326 94 00 003 326 32 00 003 326 76 00 004 323 74 00
					106 950 ▲			001 326 46 00 002 326 10 00 003 326 99 00 345 326 75 00
1519								
1519 L,LK	01.67 -	360			112 025			001 323 75 00 002 323 38 00 002 326 94 00 003 326 32 00 003 326 76 00 004 323 74 00
1519 LA,LAK	01.67 -	360			106 954			001 323 34 00 001 323 82 00 002 323 06 00 002 323 13 00 002 323 34 00 004 323 62 00 004 323 75 00
					605 001 ▲			001 326 33 00 001 326 66 00 006 326 84 00
1519 LAS		360			106 954			001 323 34 00 001 323 82 00 002 323 06 00 002 323 13 00 002 323 34 00 004 323 62 00 004 323 75 00
					106 950 ▲			001 326 46 00 002 326 10 00 003 326 99 00 345 326 75 00

Achtung: Unsere Artikel sind nur als Ersatz für die angegebenen OE-Nummern gültig. In der Spalte "Ref." ist lediglich ein Teil der OE-Nummern aufgeführt. Die vollständige Auflistung aller Vergleichsnummern finden Sie im Anhang.
 Attention: The articles are only valid as replacement for the listed OE-numbers. In the column "Ref." only a selection of OE-No. is given. The complete listing you can see in the appendix. (151)

		Baumuster Model						Ref.
--	--	--------------------	---	---	---	--	---	------

MERCEDES-BENZ











1519								
1519 LS		360			112 025	08.1970->		001 323 75 00 002 323 38 00 002 326 94 00 003 326 32 00 003 326 76 00 004 323 74 00
					106 950 ▲			001 326 46 00 002 326 10 00 003 326 99 00 345 326 75 00
1520								
1520,1520 L	01.84 - 12.98	677.022-029			310 780			006 323 30 00 673 323 05 00 675 323 05 00 675 323 07 00
					131 181 *			005 326 49 00 006 326 79 00
		677.222-229			310 780			006 323 30 00 673 323 05 00 675 323 05 00 675 323 07 00
1524								
1524,1524 L	01.84 - 12.98	679.022-029			131 181 *			005 326 49 00 006 326 79 00
		679.023-025			310 780			006 323 30 00 673 323 05 00 675 323 05 00 675 323 07 00
		679.222-229			310 780			006 323 30 00 673 323 05 00 675 323 05 00 675 323 07 00
1613								
1613,1613 L	08.73 - 09.96	385.000/004/ 006-009			112 027			002 323 86 00 002 323 87 00 004 323 52 00 004 323 64 00
					106 946			002 326 46 00 002 326 47 00 003 326 45 00 003 326 92 00 006 326 64 00 385 326 01 00
		385.008/009 385.004 385.006			106 948 			002 326 71 00 002 326 72 00 003 326 96 00 381 326 02 00
		385.204 385.207-209			790 001 (x4)			002 323 25 00 002 323 50 00 002 326 52 00 385 326 00 00
1613 A					112 871			001 323 68 00 002 323 76 00 002 323 79 00 002 323 84 00 004 323 33 00 004 323 71 00
					106 951			001 326 96 00 002 326 48 00 002 326 49 00 003 326 95 00 004 326 18 00 006 326 58 00 385 326 02 00

Achtung: Unsere Artikel sind nur als Ersatz für die angegebenen OE-Nummern gültig. In der Spalte "Ref." ist lediglich ein Teil der OE-Nummern aufgeführt. Die vollständige Auflistung aller Vergleichsnummern finden Sie im Anhang.

Attention: The articles are only valid as replacement for the listed OE-numbers. In the column "Ref." only a selection of OE-No. is given. The complete listing you can see in the appendix. (151)

		Baumuster Model						Ref.
--	---	--------------------	---	---	---	---	---	------
















MERCEDES-BENZ

1613									
1613 K 1613 KO	01.75 - 12.84	385.041/042		$\frac{0}{0}$	112 027			002 323 86 00 002 323 87 00 004 323 52 00 004 323 64 00	
	01.75 - 12.84	385.062 385.040 385.063		$\frac{1}{0}$	106 946			002 326 46 00 002 326 47 00 003 326 45 00 003 326 92 00 006 326 64 00 385 326 01 00	
1614									
1614		317.003/004 317.006 317.008		$\frac{0}{0}$	106 860			003 323 30 00 003 323 31 00 003 323 34 00 004 323 47 00	
					112 027	Sonderausführung / Special design	(98)	002 323 86 00 002 323 87 00 004 323 52 00 004 323 64 00	
				$\frac{1}{0}$	106 757			003 326 14 00 003 326 15 00 004 326 68 00 004 326 69 00 006 326 63 00 617 326 00 00 652 320 00 31	
					106 946		Sonderausführung / Special design	(98)	002 326 46 00 002 326 47 00 003 326 45 00 003 326 92 00 006 326 64 00 385 326 01 00
					106 948		Sonderausführung / Special design	(98)	002 326 71 00 002 326 72 00 003 326 96 00 381 326 02 00
1614, 100 kW	04.84 - 03.91	617.003/004 617.006 617.008		$\frac{0}{0}$	310 795			003 323 65 00 003 323 66 00 004 323 34 00 004 323 67 00	
				$\frac{1}{0}$	790 001			002 323 25 00 002 323 50 00 002 326 52 00 385 326 00 00	
1614 K	04.84 - 03.91	617.106/107		$\frac{0}{0}$	112 027			002 323 86 00 002 323 87 00 004 323 52 00 004 323 64 00	
				$\frac{1}{0}$	106 946			002 326 46 00 002 326 47 00 003 326 45 00 003 326 92 00 006 326 64 00 385 326 01 00	

Achtung: Unsere Artikel sind nur als Ersatz für die angegebenen OE-Nummern gültig. In der Spalte "Ref." ist lediglich ein Teil der OE-Nummern aufgeführt. Die vollständige Auflistung aller Vergleichsnummern finden Sie im Anhang.
Attention: The articles are only valid as replacement for the listed OE-numbers. In the column "Ref." only a selection of OE-No. is given. The complete listing you can see in the appendix. (151)

		Baumuster Model						Ref.
--	--	--------------------	---	---	---	--	---	------











MERCEDES-BENZ

1617								
1617,1617 L	08.73 - 09.96	385		$\frac{\circ}{\circ}$	112 027		002 323 86 00 002 323 87 00 004 323 52 00 004 323 64 00	
		385.014 385.016 385.018/019		$\frac{\circ}{\circ}$	112 027		002 323 86 00 002 323 87 00 004 323 52 00 004 323 64 00	
				$\frac{1}{\circ}$	106 948 		002 326 71 00 002 326 72 00 003 326 96 00 381 326 02 00	
		385.214 385.217-219		$\frac{\circ}{\circ}$	112 871 HD●		001 323 68 00 002 323 76 00 002 323 79 00 004 323 33 00 004 323 71 00	
				$\frac{1}{\circ}$	790 001 (x4)		002 323 25 00 002 323 50 00 002 326 52 00 385 326 00 00	
1617 A 1617 AK 1617 CAK	01.75 - 07.85 04.84 - 03.91	385.144 617.316 385 385.143		$\frac{\circ}{\circ}$	112 871		001 323 68 00 002 323 76 00 002 323 79 00 002 323 84 00 004 323 33 00 004 323 71 00	
				$\frac{1}{\circ}$	106 951		001 326 96 00 002 326 48 00 002 326 49 00 003 326 95 00 004 326 18 00 006 326 58 00 385 326 02 00	
1617 C,1617 CL	08.73 - 09.96	617.013/014 617.016 617.018/019		$\frac{\circ}{\circ}$	106 860		003 323 30 00 003 323 31 00 003 323 34 00 004 323 47 00	
				$\frac{\circ}{\circ}$	112 027 		002 323 86 00 002 323 87 00 004 323 52 00 004 323 64 00	
				$\frac{1}{\circ}$	106 757		003 326 14 00 003 326 15 00 004 326 68 00 004 326 69 00 006 326 63 00 617 326 00 00 652 320 00 31	
				$\frac{1}{\circ}$	106 946 		002 326 46 00 002 326 47 00 003 326 45 00 003 326 92 00 006 326 64 00 385 326 01 00	
					106 948 		002 326 71 00 002 326 72 00 003 326 96 00 381 326 02 00	
				$\frac{1}{\circ}$	790 001 (x4)		002 323 25 00 002 323 50 00 002 326 52 00 385 326 00 00	
		617.414 617.416 617.418		$\frac{1}{\circ}$	790 001 (x4)		002 323 25 00 002 323 50 00 002 326 52 00 385 326 00 00	

Achtung: Unsere Artikel sind nur als Ersatz für die angegebenen OE-Nummern gültig. In der Spalte "Ref." ist lediglich ein Teil der OE-Nummern aufgeführt. Die vollständige Auflistung aller Vergleichsnummern finden Sie im Anhang.
 Attention: The articles are only valid as replacement for the listed OE-numbers. In the column "Ref." only a selection of OE-No. is given. The complete listing you can see in the appendix. (151)

		Baumuster Model						Ref.
--	--	--------------------	---	---	---	--	---	------
















MERCEDES-BENZ

1617								
1617 CK	04.84 - 03.91	617.116/117		$\frac{\circ}{\circ}$	112 027			002 323 86 00 002 323 87 00 004 323 52 00 004 323 64 00
				$\frac{1}{\circ}$	106 946			002 326 46 00 002 326 47 00 003 326 45 00 003 326 92 00 006 326 64 00 385 326 01 00
1617 CS	04.84 - 03.91	617.111		$\frac{\circ}{\circ}$	106 865			003 323 67 00 003 323 68 00 004 323 41 00 004 323 68 00
				$\frac{\circ}{\circ}$	310 800 			001 323 03 00 002 323 00 00 002 323 01 00 002 323 03 00 003 323 01 00 003 323 03 00 004 323 55 00
				$\frac{\circ}{\circ}$	106 742 ▲			003 326 29 00 003 326 30 00
1617 K 1617 KO	01.75 - 07.85 01.75 - 07.85	385.068 385.067 385.069 385.044/045 385.043		$\frac{\circ}{\circ}$	112 027			002 323 86 00 002 323 87 00 004 323 52 00 004 323 64 00
1617 LPS	01.70 -	355		$\frac{\circ}{\circ}$	106 950 ▲			001 326 46 00 002 326 10 00 003 326 99 00 345 326 75 00
1617 S	01.75 - 07.85	385.052		$\frac{\circ}{\circ}$	310 800			001 323 03 00 002 323 00 00 002 323 01 00 002 323 03 00 003 323 01 00 003 323 03 00 004 323 55 00
				$\frac{1}{\circ}$	106 951			001 326 96 00 002 326 48 00 002 326 49 00 003 326 95 00 004 326 18 00 006 326 58 00 385 326 02 00
1618								
1618 L,LK	01.68 -	339		$\frac{\circ}{\circ}$	897 001			001 323 17 00 001 323 76 00 001 323 79 00 004 323 60 00

Achtung: Unsere Artikel sind nur als Ersatz für die angegebenen OE-Nummern gültig. In der Spalte "Ref." ist lediglich ein Teil der OE-Nummern aufgeführt. Die vollständige Auflistung aller Vergleichsnummern finden Sie im Anhang.
 Attention: The articles are only valid as replacement for the listed OE-numbers. In the column "Ref." only a selection of OE-No. is given. The complete listing you can see in the appendix. (151)

		Baumuster Model						Ref.
--	--	--------------------	---	---	---	--	---	------









MERCEDES-BENZ

1619								
1619,1619 L	08.73 - 09.96	385		$\frac{\circ}{\circ}$	112 027		002 323 86 00 002 323 87 00 004 323 52 00 004 323 64 00	
				$\frac{1}{\circ}$	106 946		002 326 46 00 002 326 47 00 003 326 45 00 003 326 92 00 006 326 64 00 385 326 01 00	
		385.020/024/ 026-029		$\frac{\circ}{\circ}$	112 027		002 323 86 00 002 323 87 00 004 323 52 00 004 323 64 00	
				$\frac{1}{\circ}$	106 948 		002 326 71 00 002 326 72 00 003 326 96 00 381 326 02 00	
		385.224 385.227-229		$\frac{\circ}{\circ}$	112 871 HD 		001 323 68 00 002 323 76 00 002 323 79 00 002 323 84 00 004 323 33 00 004 323 71 00	
				$\frac{1}{\circ}$	790 001 (x4)		002 323 25 00 002 323 50 00 002 326 52 00 385 326 00 00	
1619 A 1619 AK	11.74 - 12.82	385.146 385.122 385.147		$\frac{\circ}{\circ}$	112 027		002 323 86 00 002 323 87 00 004 323 52 00 004 323 64 00	
				$\frac{1}{\circ}$	106 951		001 326 96 00 002 326 48 00 002 326 49 00 003 326 95 00 004 326 18 00 006 326 58 00 385 326 02 00	
1619 C,1619 CL	08.73 - 09.96	617.043/044 617.049		$\frac{\circ}{\circ}$	310 795		003 323 65 00 003 323 66 00 004 323 34 00 004 323 67 00	
				$\frac{\circ}{\circ}$	112 027 		002 323 86 00 002 323 87 00 004 323 52 00 004 323 64 00	
				$\frac{1}{\circ}$	106 757		003 326 14 00 003 326 15 00 004 326 68 00 004 326 69 00 006 326 63 00 617 326 00 00 652 320 00 31	
				$\frac{1}{\circ}$	106 946 		002 326 46 00 002 326 47 00 003 326 45 00 003 326 92 00 006 326 64 00 385 326 01 00	
				$\frac{1}{\circ}$	106 948 		002 326 71 00 002 326 72 00 003 326 96 00 381 326 02 00	

Achtung: Unsere Artikel sind nur als Ersatz für die angegebenen OE-Nummern gültig. In der Spalte "Ref." ist lediglich ein Teil der OE-Nummern aufgeführt. Die vollständige Auflistung aller Vergleichsnummern finden Sie im Anhang.
 Attention: The articles are only valid as replacement for the listed OE-numbers. In the column "Ref." only a selection of OE-No. is given. The complete listing you can see in the appendix. (151)

		Baumuster Model						Ref.
--	--	--------------------	---	---	---	--	---	------























MERCEDES-BENZ

1619												
1619 K 1619 KO	11.74 - 12.82	385.047		$\frac{1}{0}$	112 027			002 323 86 00				
	11.74 - 01.87	385.070 385.046 385.048 385.072 385.071						002 323 87 00 004 323 52 00 004 323 64 00				
				$\frac{1}{0}$	106 946			002 326 46 00 002 326 47 00 003 326 45 00 003 326 92 00 006 326 64 00 385 326 01 00				
1619 LPS	01.70 -	355		$\frac{1}{0}$	106 950 ▲			001 326 46 00 002 326 10 00 003 326 99 00 345 326 75 00				
1619 S	11.74 - 12.84	385.055 385.054		$\frac{1}{0}$	112 027			002 323 86 00				
								002 323 87 00				
					310 800			004 323 52 00				
								004 323 64 00				
					106 951	->Chass. 4306944			$\frac{1}{0}$			001 323 03 00
												002 323 00 00
106 948	Chass. 4306945->			$\frac{1}{0}$			002 323 01 00					
							002 323 03 00					
106 951				$\frac{1}{0}$			003 323 01 00					
							003 323 03 00					
106 948				$\frac{1}{0}$			004 323 55 00					
							004 323 55 00					
							001 326 96 00					
							002 326 48 00					
							002 326 49 00					
							003 326 95 00					
							004 326 18 00					
							006 326 58 00					
							385 326 02 00					
							002 326 71 00					
							002 326 72 00					
							003 326 96 00					
							381 326 02 00					

Achtung: Unsere Artikel sind nur als Ersatz für die angegebenen OE-Nummern gültig. In der Spalte "Ref." ist lediglich ein Teil der OE-Nummern aufgeführt. Die vollständige Auflistung aller Vergleichsnummern finden Sie im Anhang.
 Attention: The articles are only valid as replacement for the listed OE-numbers. In the column "Ref." only a selection of OE-No. is given. The complete listing you can see in the appendix. (151)

		Baumuster Model						Ref.
--	--	--------------------	---	---	---	--	---	------













MERCEDES-BENZ

1620								
1620,1620 L	08.73 - 09.96	617.043/044 617.046 617.048/049			310 795			003 323 65 00 003 323 66 00 004 323 34 00 004 323 67 00
					112 027 		002 323 86 00 002 323 87 00 004 323 52 00 004 323 64 00	
					106 757		003 326 14 00 003 326 15 00 004 326 68 00 004 326 69 00 006 326 63 00 617 326 00 00 652 320 00 31	
					106 946 		002 326 46 00 002 326 47 00 003 326 45 00 003 326 92 00 006 326 64 00 385 326 01 00	
					106 948 		002 326 71 00 002 326 72 00 003 326 96 00 381 326 02 00	
1620 L,LK	- 12.67	335			897 001		001 323 17 00 001 323 76 00 001 323 79 00 004 323 60 00	
1622								
1622,1622 L	08.73 - 09.96	617.023-029			310 795			003 323 65 00 003 323 66 00 004 323 34 00 004 323 67 00
					112 027 		002 323 86 00 002 323 87 00 004 323 52 00 004 323 64 00	
					106 757		003 326 14 00 003 326 15 00 004 326 68 00 004 326 69 00 006 326 63 00 617 326 00 00 652 320 00 31	
					106 946 		002 326 46 00 002 326 47 00 003 326 45 00 003 326 92 00 006 326 64 00 385 326 01 00	
				106 948 		002 326 71 00 002 326 72 00 003 326 96 00 381 326 02 00		
		617.424-428			790 001 (x4)		002 323 25 00 002 323 50 00 002 326 52 00 385 326 00 00	

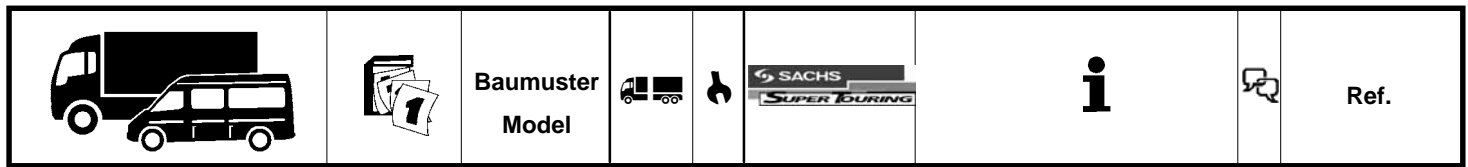
Achtung: Unsere Artikel sind nur als Ersatz für die angegebenen OE-Nummern gültig. In der Spalte "Ref." ist lediglich ein Teil der OE-Nummern aufgeführt. Die vollständige Auflistung aller Vergleichsnummern finden Sie im Anhang.
 Attention: The articles are only valid as replacement for the listed OE-numbers. In the column "Ref." only a selection of OE-No. is given. The complete listing you can see in the appendix. (151)

		Baumuster Model						Ref.
--	--	--------------------	---	---	---	--	---	------

MERCEDES-BENZ

1622								
1622 AK	05.82 - 10.89	617.326		$\frac{\circ}{\circ}$	112 871			001 323 68 00 002 323 76 00 002 323 79 00 002 323 84 00 004 323 33 00 004 323 71 00
				$\frac{1}{\circ}$	106 951			001 326 96 00 002 326 48 00 002 326 49 00 003 326 95 00 004 326 18 00 006 326 58 00 385 326 02 00
1622 K	05.82 - 10.89	617.126/127		$\frac{\circ}{\circ}$	112 027			002 323 86 00 002 323 87 00 004 323 52 00 004 323 64 00
				$\frac{1}{\circ}$	106 946			002 326 46 00 002 326 47 00 003 326 45 00 003 326 92 00 006 326 64 00 385 326 01 00
1622 S	05.82 - 03.91	617.121/122		$\frac{\circ}{\circ}$	106 865			003 323 67 00 003 323 68 00 004 323 41 00 004 323 68 00
				$\frac{\circ}{\circ}$	310 800 			001 323 03 00 002 323 00 00 002 323 01 00 002 323 03 00 003 323 01 00 003 323 03 00 004 323 55 00
				$\frac{\circ}{\circ}$	106 742 ▲			003 326 29 00 003 326 30 00
1623								
1623 LK	01.67 -	355		$\frac{\circ}{\circ}$	897 001			001 323 17 00 001 323 76 00 001 323 79 00 004 323 60 00
1624								
1624,1624 L	08.73 - 09.96	385.030 385.034 385.036-039		$\frac{\circ}{\circ}$	112 027			002 323 86 00 002 323 87 00 004 323 52 00 004 323 64 00
				$\frac{1}{\circ}$	106 946			002 326 46 00 002 326 47 00 003 326 45 00 003 326 92 00 006 326 64 00 385 326 01 00
				$\frac{1}{\circ}$	106 948 			002 326 71 00 002 326 72 00 003 326 96 00 381 326 02 00
			$\frac{\circ}{\circ}$	112 871 HD●			001 323 68 00 002 323 76 00 002 323 79 00 002 323 84 00 004 323 33 00 004 323 71 00	
			$\frac{1}{\circ}$	790 001 (x4)			002 323 25 00 002 323 50 00 002 326 52 00 385 326 00 00	

Achtung: Unsere Artikel sind nur als Ersatz für die angegebenen OE-Nummern gültig. In der Spalte "Ref." ist lediglich ein Teil der OE-Nummern aufgeführt. Die vollständige Auflistung aller Vergleichsnummern finden Sie im Anhang.
 Attention: The articles are only valid as replacement for the listed OE-numbers. In the column "Ref." only a selection of OE-No. is given. The complete listing you can see in the appendix. (151)













MERCEDES-BENZ

1624							
1624 K	07.75 - 08.82	385.049 385.090		$\frac{0}{0}$	112 027		002 323 86 00 002 323 87 00 004 323 52 00 004 323 64 00
				$\frac{1}{0}$	106 946		002 326 46 00 002 326 47 00 003 326 45 00 003 326 92 00 006 326 64 00 385 326 01 00
1624 L 1624 LAK,LK		346.103 346.302		$\frac{0}{0}$	310 779		002 323 15 00 002 323 53 00 004 323 43 00 004 323 61 00
1624 LAS 1624 LS	01.69 -	346.104 346.303/304 346.333		$\frac{0}{0}$	310 777		002 323 16 00 002 323 54 00 004 323 49 00
1624 S,1624 LS	08.73 - 09.96	385.056/057		$\frac{0}{0}$	725 002		001 326 57 00 001 326 88 00 002 323 94 00 002 323 96 00 002 326 19 00 002 326 26 00 002 326 27 00 003 323 55 00 003 323 58 00 314 326 01 00 314 326 02 00 314 326 04 00 314 326 05 00 314 326 06 00
				$\frac{1}{0}$	106 951	->Chass. 4306944	001 326 96 00 002 326 48 00 002 326 49 00 003 326 95 00 004 326 18 00 006 326 58 00 385 326 02 00
				$\frac{1}{0}$	106 948	Chass. 4306945->	002 326 71 00 002 326 72 00 003 326 96 00 381 326 02 00
			$\frac{0}{0}$	112 871 HD●		001 323 68 00 002 323 76 00 002 323 79 00 002 323 84 00 004 323 33 00 004 323 71 00	
			$\frac{1}{0}$	790 001 (x4)		002 323 25 00 002 323 50 00 002 326 52 00 385 326 00 00	
		385.256		$\frac{0}{0}$	112 871 HD●		001 323 68 00 002 323 76 00 002 323 79 00 002 323 84 00 004 323 33 00 004 323 71 00
				$\frac{1}{0}$	790 001 (x4)		002 323 25 00 002 323 50 00 002 326 52 00 385 326 00 00

Achtung: Unsere Artikel sind nur als Ersatz für die angegebenen OE-Nummern gültig. In der Spalte "Ref." ist lediglich ein Teil der OE-Nummern aufgeführt. Die vollständige Auflistung aller Vergleichsnummern finden Sie im Anhang.
 Attention: The articles are only valid as replacement for the listed OE-numbers. In the column "Ref." only a selection of OE-No. is given. The complete listing you can see in the appendix. (151)

		Baumuster Model						Ref.
--	--	--------------------	---	---	---	--	---	------























MERCEDES-BENZ

1625									
1625,1625 L	08.73 - 09.96	617.033		$\frac{1}{0}$	131 432			003 326 00 00 006 326 90 00 385 326 04 00	
		617.033-036		$\frac{0}{0}$	112 027	Sonderausführung / Special design	(98)	002 323 86 00 002 323 87 00 004 323 52 00 004 323 64 00	
					310 795			003 323 65 00 003 323 66 00 004 323 34 00 004 323 67 00	
			$\frac{1}{0}$	106 757					003 326 14 00 003 326 15 00 004 326 68 00 004 326 69 00 006 326 63 00 617 326 00 00 652 320 00 31
				106 946 	Sonderausführung / Special design	(98)	002 326 46 00 002 326 47 00 003 326 45 00 003 326 92 00 006 326 64 00 385 326 01 00		
				106 948 	Sonderausführung / Special design	(98)	002 326 71 00 002 326 72 00 003 326 96 00 381 326 02 00		
		617.435/436		$\frac{1}{0}$	790 001 (x4)				002 323 25 00 002 323 50 00 002 326 52 00 385 326 00 00
1625 AK	10.80 - 11.89	617.336		$\frac{0}{0}$	112 871			001 323 68 00 002 323 76 00 002 323 79 00 002 323 84 00 004 323 33 00 004 323 71 00	
						$\frac{1}{0}$	106 951		
1625 K	05.80 - 11.89	617.136		$\frac{0}{0}$	112 027			002 323 86 00 002 323 87 00 004 323 52 00 004 323 64 00	
						$\frac{1}{0}$	106 946		

Achtung: Unsere Artikel sind nur als Ersatz für die angegebenen OE-Nummern gültig. In der Spalte "Ref." ist lediglich ein Teil der OE-Nummern aufgeführt. Die vollständige Auflistung aller Vergleichsnummern finden Sie im Anhang.
 Attention: The articles are only valid as replacement for the listed OE-numbers. In the column "Ref." only a selection of OE-No. is given. The complete listing you can see in the appendix. (151)

		Baumuster Model						Ref.
--	---	--------------------	---	---	---	---	---	------

MERCEDES-BENZ














1625								
1625 S,1625 LS	08.73 - 09.96	617.130-132			106 865			003 323 67 00 003 323 68 00 004 323 41 00 004 323 68 00
					310 800	Sonderausführung / Special design	(98)	001 323 03 00 002 323 00 00 002 323 01 00 002 323 03 00 003 323 01 00 003 323 03 00 004 323 55 00
		617.532			106 742 ▲			003 326 29 00 003 326 30 00
					790 001 (x4)			002 323 25 00 002 323 50 00 002 326 52 00 385 326 00 00
1626								
1626,1626 L	08.73 - 09.96	387.016-018			310 798			002 323 58 00 002 323 59 00 002 326 95 00 003 326 02 00 003 326 77 00 004 323 00 00 004 323 45 00
							101 242	
		387.216-218 387.294			310 798			002 323 58 00 002 323 59 00 002 326 95 00 003 326 02 00 003 326 77 00 004 323 00 00 004 323 45 00
					101 323			002 326 50 00 002 326 55 00 003 326 74 00
1626 AK	08.73 - 12.80	387.144			310 772			002 323 72 00 002 323 73 00 003 323 97 00 004 323 44 00 004 323 97 00 004 323 98 00 006 323 07 00
							101 076	
					112 026			002 326 11 00 002 326 13 00 003 326 83 00 387 326 00 00
1626 AS	05.74 - 12.80	387.114 387.112			310 798			002 323 58 00 002 323 59 00 002 326 95 00 003 326 02 00 003 326 77 00 004 323 00 00 004 323 45 00
							101 243	















Achtung: Unsere Artikel sind nur als Ersatz für die angegebenen OE-Nummern gültig. In der Spalte "Ref." ist lediglich ein Teil der OE-Nummern aufgeführt. Die vollständige Auflistung aller Vergleichsnummern finden Sie im Anhang.

Attention: The articles are only valid as replacement for the listed OE-numbers. In the column "Ref." only a selection of OE-No. is given. The complete listing you can see in the appendix. (151)

		Baumuster Model						Ref.
--	--	--------------------	---	---	---	--	---	------

MERCEDES-BENZ

























1626								
1626 K	08.73 - 12.80	387.043/044			310 772			002 323 72 00 002 323 73 00 003 323 97 00 004 323 44 00 004 323 97 00 004 323 98 00 006 323 07 00
					112 026			002 326 11 00 002 326 13 00 003 326 83 00 387 326 00 00
1626 S,1626 LS	08.73 - 09.96	387			310 798			002 323 58 00 002 323 59 00 002 326 95 00 003 326 02 00 003 326 77 00 004 323 00 00 004 323 45 00
					101 242			002 326 29 00 002 326 35 00 391 326 01 00
			387.212-214			310 793		
1627								
1627 AF		650.288			131 306 			003 323 22 00 003 323 23 00

1628									
1628,1628 L	08.73 - 09.96	620.015/016 620.066			310 789			003 323 32 00 003 323 33 00 004 323 92 00 006 323 09 00	
					310 802 HD●			005 323 40 00 005 323 41 00	
					106 220			003 326 21 00 003 326 22 00 003 326 42 00 004 326 47 00 620 326 00 00 645 320 00 31 645 326 00 00	
			620.415-417 620.466			310 789			003 323 32 00 003 323 33 00 004 323 92 00 006 323 09 00
					310 802 HD●			005 323 40 00 005 323 41 00	
						101 323			002 326 50 00 002 326 55 00 003 326 74 00
1628 A	01.80 - 05.89	621.219			310 772			002 323 72 00 002 323 73 00 003 323 97 00 004 323 44 00 004 323 97 00 004 323 98 00 006 323 07 00	
					101 243			002 326 30 00 002 326 36 00 387 326 02 00 387 326 03 00	

Achtung: Unsere Artikel sind nur als Ersatz für die angegebenen OE-Nummern gültig. In der Spalte "Ref." ist lediglich ein Teil der OE-Nummern aufgeführt. Die vollständige Auflistung aller Vergleichsnummern finden Sie im Anhang.
Attention: The articles are only valid as replacement for the listed OE-numbers. In the column "Ref." only a selection of OE-No. is given. The complete listing you can see in the appendix. (151)


		Baumuster Model						Ref.
--	--	--------------------	---	---	---	--	---	------

MERCEDES-BENZ

1628									
1628 S,1628 LS	08.73 - 09.96	620.162/163 620.110-113			310 789		003 323 32 00 003 323 33 00 004 323 92 00 006 323 09 00		
					310 802 HD●		005 323 40 00 005 323 41 00		
					310 801		002 326 88 00 002 326 89 00 003 326 44 00		
	620.511-513 620.562/563			310 789	->Chass. 4866170	003 323 32 00 003 323 33 00 004 323 92 00 006 323 09 00			
				310 802 HD●	->Chass. 4866170	005 323 40 00 005 323 41 00			
				310 803	Chass. 4866171->	003 323 71 00 003 323 72 00 004 323 01 00 004 323 46 00 006 323 08 00			
				310 793		002 326 62 00 002 326 63 00 003 326 85 00 005 326 20 00			
	1632								
	1632,1632 L	08.73 - 09.96	387.026/027			310 798		002 323 58 00 002 323 59 00 002 326 95 00 003 326 02 00 003 326 77 00 004 323 00 00 004 323 45 00	
							101 242		002 326 29 00 002 326 35 00 391 326 01 00
387.226/227					310 798		002 323 58 00 002 323 59 00 002 326 95 00 003 326 02 00 003 326 77 00 004 323 00 00 004 323 45 00		
							101 323		002 326 50 00 002 326 55 00 003 326 74 00
1632 AK	08.73 - 08.82	387.154			310 772		002 323 72 00 002 323 73 00 003 323 97 00 004 323 44 00 004 323 97 00 004 323 98 00 006 323 07 00		
							101 076		002 326 12 00 002 326 14 00 387 326 01 00
1632 AS	05.74 - 09.83	387.122			310 798		002 323 58 00 002 323 59 00 002 326 95 00 003 326 02 00 003 326 77 00 004 323 00 00 004 323 45 00		
							101 243		002 326 30 00 002 326 36 00 387 326 02 00 387 326 03 00

Achtung: Unsere Artikel sind nur als Ersatz für die angegebenen OE-Nummern gültig. In der Spalte "Ref." ist lediglich ein Teil der OE-Nummern aufgeführt. Die vollständige Auflistung aller Vergleichsnummern finden Sie im Anhang.




Attention: The articles are only valid as replacement for the listed OE-numbers. In the column "Ref." only a selection of OE-No. is given. The complete listing you can see in the appendix. (151)





















MERCEDES-BENZ

1632							
1632 K	08.73 - 08.82	387.053/054		$\frac{\circ}{\circ}$	310 772		002 323 72 00 002 323 73 00 003 323 97 00 004 323 44 00 004 323 97 00 004 323 98 00 006 323 07 00
				$\frac{1}{1}$	112 026		002 326 11 00 002 326 13 00 003 326 83 00 387 326 00 00
1632 S,1632 LS	08.73 - 09.96	387.022-024		$\frac{\circ}{\circ}$	310 798		002 323 58 00 002 323 59 00 002 326 95 00 003 326 02 00 003 326 77 00 004 323 00 00 004 323 45 00
				$\frac{1}{1}$	101 242		002 326 29 00 002 326 35 00 391 326 01 00
		387.223/224		$\frac{\circ}{\circ}$	310 793		002 326 62 00 002 326 63 00 003 326 85 00 005 326 20 00

Achtung: Unsere Artikel sind nur als Ersatz für die angegebenen OE-Nummern gültig. In der Spalte "Ref." ist lediglich ein Teil der OE-Nummern aufgeführt. Die vollständige Auflistung aller Vergleichsnummern finden Sie im Anhang.
 Attention: The articles are only valid as replacement for the listed OE-numbers. In the column "Ref." only a selection of OE-No. is given. The complete listing you can see in the appendix. (151)

		Baumuster Model						Ref.
--	--	--------------------	---	---	---	--	---	------












MERCEDES-BENZ

1633								
1633,1633 L	08.73 - 09.96	620.046			310 789			003 323 32 00 003 323 33 00 004 323 92 00 006 323 09 00
					310 802 HD●		005 323 40 00 005 323 41 00	
					106 220		003 326 21 00 003 326 22 00 003 326 42 00 004 326 47 00 620 326 00 00 645 320 00 31 645 326 00 00	
								
		620.096			310 803		003 323 71 00 003 323 72 00 004 323 01 00 004 323 46 00 006 323 08 00	
						106 220		003 326 21 00 003 326 22 00 003 326 42 00 004 326 47 00 620 326 00 00 645 320 00 31 645 326 00 00
					310 789		003 323 32 00 003 323 33 00 004 323 92 00 006 323 09 00	
						310 802 HD●		005 323 40 00 005 323 41 00
		620.446			101 323		002 326 50 00 002 326 55 00 003 326 74 00	
								
		620.496			310 803		003 323 71 00 003 323 72 00 004 323 01 00 004 323 46 00 006 323 08 00	
						101 323		002 326 50 00 002 326 55 00 003 326 74 00

Achtung: Unsere Artikel sind nur als Ersatz für die angegebenen OE-Nummern gültig. In der Spalte "Ref." ist lediglich ein Teil der OE-Nummern aufgeführt. Die vollständige Auflistung aller Vergleichsnummern finden Sie im Anhang.
 Attention: The articles are only valid as replacement for the listed OE-numbers. In the column "Ref." only a selection of OE-No. is given. The complete listing you can see in the appendix. (151)

		Baumuster Model						Ref.
--	--	--------------------	---	---	---	--	---	------



























MERCEDES-BENZ

1633								
1633 S,1633 LS	08.73 - 09.96	620.142/143			310 789	->Chass. 4866170		003 323 32 00 003 323 33 00 004 323 92 00 006 323 09 00
					310 803	Chass. 4866171->		003 323 71 00 003 323 72 00 004 323 01 00 004 323 46 00 006 323 08 00
					310 801			002 326 88 00 002 326 89 00 003 326 44 00
					620.192/193	310 803		
		310 801						002 326 88 00 002 326 89 00 003 326 44 00
		620.543 620.593			310 803			003 323 71 00 003 323 72 00 004 323 01 00 004 323 46 00 006 323 08 00
							310 793	

Achtung: Unsere Artikel sind nur als Ersatz für die angegebenen OE-Nummern gültig. In der Spalte "Ref." ist lediglich ein Teil der OE-Nummern aufgeführt. Die vollständige Auflistung aller Vergleichsnummern finden Sie im Anhang.
 Attention: The articles are only valid as replacement for the listed OE-numbers. In the column "Ref." only a selection of OE-No. is given. The complete listing you can see in the appendix. (151)

		Baumuster Model						Ref.
--	--	--------------------	---	---	---	--	---	------


























MERCEDES-BENZ

1635									
1635,1635 L	08.73 - 09.96	645.026			310 789		003 323 32 00 003 323 33 00 004 323 92 00 006 323 09 00		
					310 802 HD●		005 323 40 00 005 323 41 00		
					106 220			003 326 21 00 003 326 22 00 003 326 42 00 004 326 47 00 620 326 00 00 645 320 00 31 645 326 00 00	
			645.076			310 803			003 323 71 00 003 323 72 00 004 323 01 00 004 323 46 00 006 323 08 00
									106 220
		645.426			310 789			003 323 32 00 003 323 33 00 004 323 92 00 006 323 09 00	
								101 323	
					310 803				
								101 323	
1635 K	02.86 - 07.89	645.127			310 789		003 323 32 00 003 323 33 00 004 323 92 00 006 323 09 00		
					310 802 HD●		005 323 40 00 005 323 41 00		
					106 220			003 326 21 00 003 326 22 00 003 326 42 00 004 326 47 00 620 326 00 00 645 320 00 31 645 326 00 00	
1635 L		620.476			310 803		003 323 71 00 003 323 72 00 004 323 01 00 004 323 46 00 006 323 08 00		
						101 323		002 326 50 00 002 326 55 00 003 326 74 00	

Achtung: Unsere Artikel sind nur als Ersatz für die angegebenen OE-Nummern gültig. In der Spalte "Ref." ist lediglich ein Teil der OE-Nummern aufgeführt. Die vollständige Auflistung aller Vergleichsnummern finden Sie im Anhang.
 Attention: The articles are only valid as replacement for the listed OE-numbers. In the column "Ref." only a selection of OE-No. is given. The complete listing you can see in the appendix. (151)

		Baumuster Model						Ref.
--	---	--------------------	---	---	---	---	---	------


























MERCEDES-BENZ

1635								
1635 S,1635 LS	08.73 - 09.96	645.122/123/ 172/173			310 789		003 323 32 00 003 323 33 00 004 323 92 00 006 323 09 00	
					310 802 HD●		005 323 40 00 005 323 41 00	
					310 801		002 326 88 00 002 326 89 00 003 326 44 00	
		645.523 645.573			310 803		003 323 71 00 003 323 72 00 004 323 01 00 004 323 46 00 006 323 08 00	
					310 793 (x4)		002 326 62 00 002 326 63 00 003 326 85 00 005 326 20 00	
		1636						
1636,1636 L	08.73 - 09.96	620.026			310 789		003 323 32 00 003 323 33 00 004 323 92 00 006 323 09 00	
					310 802 HD●		005 323 40 00 005 323 41 00	
					106 220		003 326 21 00 003 326 22 00 003 326 42 00 004 326 47 00 620 326 00 00 645 320 00 31 645 326 00 00	
		620.416 620.446 620.466			310 789		003 323 32 00 003 323 33 00 004 323 92 00 006 323 09 00	
					106 887		004 326 23 00 004 326 24 00 004 326 43 00	
		1636 S,1636 LS	08.73 - 09.96	620.122/123			310 803	->Chass. 5099726
	310 789						Chass. 5099727->	003 323 32 00 003 323 33 00 004 323 92 00 006 323 09 00
					310 801		002 326 88 00 002 326 89 00 003 326 44 00	
620.523					310 803		003 323 71 00 003 323 72 00 004 323 01 00 004 323 46 00 006 323 08 00	
					310 793		002 326 62 00 002 326 63 00 003 326 85 00 005 326 20 00	

Achtung: Unsere Artikel sind nur als Ersatz für die angegebenen OE-Nummern gültig. In der Spalte "Ref." ist lediglich ein Teil der OE-Nummern aufgeführt. Die vollständige Auflistung aller Vergleichsnummern finden Sie im Anhang.
Attention: The articles are only valid as replacement for the listed OE-numbers. In the column "Ref." only a selection of OE-No. is given. The complete listing you can see in the appendix. (151)

		Baumuster Model						Ref.
--	--	--------------------	---	---	---	--	---	------

MERCEDES-BENZ



1638								
1638	11.80 - 12.86	620.086			310 803			003 323 71 00 003 323 72 00 004 323 01 00 004 323 46 00 006 323 08 00
					106 220			003 326 21 00 003 326 22 00 003 326 42 00 004 326 47 00 620 326 00 00 645 320 00 31 645 326 00 00
1638 S,1638 LS	08.73 - 09.96	620.182/183			310 803			003 323 71 00 003 323 72 00 004 323 01 00 004 323 46 00 006 323 08 00
					310 801			002 326 88 00 002 326 89 00 003 326 44 00
		620.583			310 803			003 323 71 00 003 323 72 00 004 323 01 00 004 323 46 00 006 323 08 00
					310 793			002 326 62 00 002 326 63 00 003 326 85 00 005 326 20 00
1644								
1644	06.86 - 08.89	645.096			310 803			003 323 71 00 003 323 72 00 004 323 01 00 004 323 46 00 006 323 08 00
					106 220			003 326 21 00 003 326 22 00 003 326 42 00 004 326 47 00 620 326 00 00 645 320 00 31 645 326 00 00
1644 S,1644 LS	08.73 - 09.96	645.192/193			310 789			003 323 32 00 003 323 33 00 004 323 92 00 006 323 09 00
					310 802 HD●			005 323 40 00 005 323 41 00
				310 801			002 326 88 00 002 326 89 00 003 326 44 00	
		645.593			310 803			003 323 71 00 003 323 72 00 004 323 01 00 004 323 46 00 006 323 08 00
					310 793 (x4)			002 326 62 00 002 326 63 00 003 326 85 00 005 326 20 00







Achtung: Unsere Artikel sind nur als Ersatz für die angegebenen OE-Nummern gültig. In der Spalte "Ref." ist lediglich ein Teil der OE-Nummern aufgeführt. Die vollständige Auflistung aller Vergleichsnummern finden Sie im Anhang.



Attention: The articles are only valid as replacement for the listed OE-numbers. In the column "Ref." only a selection of OE-No. is given. The complete listing you can see in the appendix. (151)

		Baumuster Model						Ref.
--	--	--------------------	---	---	---	--	---	------

MERCEDES-BENZ

1650								
1650		645.096		$\frac{\circ}{\circ}$	310 803			003 323 71 00 003 323 72 00 004 323 01 00 004 323 46 00 006 323 08 00
				$\frac{1}{1}$	106 220			003 326 21 00 003 326 22 00 003 326 42 00 004 326 47 00 620 326 00 00 645 320 00 31 645 326 00 00



































1717								
1717,1717 L	12.87 - 09.96	652.010 652.013-015 652.017 652.019		$\frac{\circ}{\circ}$	131 431	für Fahrzeuge mit verstärkter Vorderfeder / for vehicles with reinforced front spring	(115)	005 323 60 00 005 323 65 00
					310 795			003 323 65 00 003 323 66 00 004 323 34 00 004 323 67 00
				$\frac{1}{\circ}$	106 757			003 326 14 00 003 326 15 00 004 326 68 00 004 326 69 00 006 326 63 00 617 326 00 00 652 320 00 31
		652.415 652.417 652.419		$\frac{\circ}{\circ}$	131 431	für Fahrzeuge mit verstärkter Vorderfeder / for vehicles with reinforced front spring	(115)	005 323 60 00 005 323 65 00
					310 795			003 323 65 00 003 323 66 00 004 323 34 00 004 323 67 00
				$\frac{\circ}{\circ}$	112 928	->Chass. K075717		005 323 18 00
			$\frac{\circ}{\circ}$	112 928 (x4)	Chass. K075718 - Chass. 5587351		005 323 18 00	
			$\frac{\circ}{\circ}$	310 794 (x4)	Chass. 5587352->		004 326 58 00 004 326 59 00 004 326 70 00	
1717 AK	09.89 - 08.94	652.316		$\frac{\circ}{\circ}$	112 871			001 323 68 00 002 323 76 00 002 323 79 00 002 323 84 00 004 323 33 00 004 323 71 00
						$\frac{1}{\circ}$	106 951	

1719								
1719 1719 S	09.73 - 08.82	387.006		$\frac{\circ}{\circ}$	310 798			002 323 58 00 002 323 59 00 002 326 95 00 003 326 02 00 003 326 77 00 004 323 00 00 004 323 45 00
	09.73 - 08.82	387.002						

Achtung: Unsere Artikel sind nur als Ersatz für die angegebenen OE-Nummern gültig. In der Spalte "Ref." ist lediglich ein Teil der OE-Nummern aufgeführt. Die vollständige Auflistung aller Vergleichsnummern finden Sie im Anhang.
Attention: The articles are only valid as replacement for the listed OE-numbers. In the column "Ref." only a selection of OE-No. is given. The complete listing you can see in the appendix. (151)

		Baumuster Model						Ref.
--	---	--------------------	---	---	---	---	---	------













MERCEDES-BENZ

1719								
1719 AK	09.73 - 08.82	387.134			310 772			002 323 72 00 002 323 73 00 003 323 97 00 004 323 44 00 004 323 97 00 004 323 98 00 006 323 07 00
					101 076			002 326 12 00 002 326 14 00 387 326 01 00
1719 K	09.73 - 08.82	387.033/034			310 772			002 323 72 00 002 323 73 00 003 323 97 00 004 323 44 00 004 323 97 00 004 323 98 00 006 323 07 00
					112 026			002 326 11 00 002 326 13 00 003 326 83 00 387 326 00 00
1720								
1720,1720 L	12.87 - 09.96	652.020 652.023-025 652.027-029			131 431	für Fahrzeuge mit verstärkter Vorderfeder / for vehicles with reinforced front spring	(115)	005 323 60 00 005 323 65 00
					106 757			003 326 14 00 003 326 15 00 004 326 68 00 004 326 69 00 006 326 63 00 617 326 00 00 652 320 00 31
		652.428/429			131 431	für Fahrzeuge mit verstärkter Vorderfeder / for vehicles with reinforced front spring	(115)	005 323 60 00 005 323 65 00
					310 795			003 323 65 00 003 323 66 00 004 323 34 00 004 323 67 00
		699.001/003			112 928 (x4)	->Chass. 5587351		005 323 18 00
					310 794 (x4)	Chass. 5587352->		004 326 58 00 004 326 59 00 004 326 70 00
		699.001/003			310 801	->Chass. 5587351		002 326 88 00 002 326 89 00 003 326 44 00
					310 801	->Chass. 5587351		002 326 88 00 002 326 89 00 003 326 44 00
1720 L		652.436			131 431	für Fahrzeuge mit verstärkter Vorderfeder / for vehicles with reinforced front spring	(115)	005 323 60 00 005 323 65 00
					310 795			003 323 65 00 003 323 66 00 004 323 34 00 004 323 67 00
		652.436			112 928 (x4)	->Chass. 5587351		005 323 18 00
					310 794 (x4)	Chass. 5587352->		004 326 58 00 004 326 59 00 004 326 70 00
1720 S	02.90 - 08.94	652.121			125 045			005 323 59 00 005 323 61 00 005 323 63 00

Achtung: Unsere Artikel sind nur als Ersatz für die angegebenen OE-Nummern gültig. In der Spalte "Ref." ist lediglich ein Teil der OE-Nummern aufgeführt. Die vollständige Auflistung aller Vergleichsnummern finden Sie im Anhang.
Attention: The articles are only valid as replacement for the listed OE-numbers. In the column "Ref." only a selection of OE-No. is given. The complete listing you can see in the appendix. (151)

		Baumuster Model						Ref.
--	--	--------------------	---	---	---	--	---	------

























MERCEDES-BENZ

1722								
1722	12.88 - 08.94	652.033		$\frac{\circ}{\circ}$	131 431	für Fahrzeuge mit verstärkter Vorderfeder / for vehicles with reinforced front spring	(115)	005 323 60 00 005 323 65 00
					310 795			003 323 65 00 003 323 66 00 004 323 34 00 004 323 67 00
				$\frac{1}{\circ}$	106 757 			003 326 14 00 003 326 15 00 004 326 68 00 004 326 69 00 006 326 63 00 617 326 00 00 652 320 00 31
					106 946 			002 326 46 00 002 326 47 00 003 326 45 00 003 326 92 00 006 326 64 00 385 326 01 00
1722,1722 L, 1722 LL	12.87 - 09.96	652.033-039		$\frac{\circ}{\circ}$	131 431	für Fahrzeuge mit verstärkter Vorderfeder / for vehicles with reinforced front spring	(115)	005 323 60 00 005 323 65 00
					310 795			003 323 65 00 003 323 66 00 004 323 34 00 004 323 67 00
				$\frac{1}{\circ}$	106 757 			003 326 14 00 003 326 15 00 004 326 68 00 004 326 69 00 006 326 63 00 617 326 00 00 652 320 00 31
					106 946 			002 326 46 00 002 326 47 00 003 326 45 00 003 326 92 00 006 326 64 00 385 326 01 00
				$\frac{\circ}{\circ}$	131 431	für Fahrzeuge mit verstärkter Vorderfeder / for vehicles with reinforced front spring	(115)	005 323 60 00 005 323 65 00
					310 795			003 323 65 00 003 323 66 00 004 323 34 00 004 323 67 00
	$\frac{\circ}{\circ}$	112 928 (x4)	->Chass. 5587351		005 323 18 00			
		310 794 (x4)	Chass. 5587352->		004 326 58 00 004 326 59 00 004 326 70 00			
1722 AK, 151-165 kW 1722 AK, 177 kW 1722 AK, 200 kW	12.88 - 08.94	652.336		$\frac{\circ}{\circ}$	112 871			001 323 68 00 002 323 76 00 002 323 79 00 002 323 84 00 004 323 33 00 004 323 71 00
	12.88 - 08.94 12.88 - 08.94					$\frac{1}{\circ}$	106 951	

Achtung: Unsere Artikel sind nur als Ersatz für die angegebenen OE-Nummern gültig. In der Spalte "Ref." ist lediglich ein Teil der OE-Nummern aufgeführt. Die vollständige Auflistung aller Vergleichsnummern finden Sie im Anhang.
 Attention: The articles are only valid as replacement for the listed OE-numbers. In the column "Ref." only a selection of OE-No. is given. The complete listing you can see in the appendix. (151)

		Baumuster Model						Ref.
--	--	--------------------	---	---	---	--	---	------




























MERCEDES-BENZ

1722								
1722 K, 153-165 kW 1722 K, 230 kW	12.88 - 08.94 12.88 - 08.94	652.136/137			310 795			003 323 65 00 003 323 66 00 004 323 34 00 004 323 67 00
					106 757 			003 326 14 00 003 326 15 00 004 326 68 00 004 326 69 00 006 326 63 00 617 326 00 00 652 320 00 31
					106 946 			002 326 46 00 002 326 47 00 003 326 45 00 003 326 92 00 006 326 64 00 385 326 01 00
1722 L		652.478			123 908 (x4)			005 323 27 00 006 323 42 00
					131 079 ▲			005 323 17 00
1722 L, 150 kW	12.88 - 08.94	652.437/438 652.436 652.439			131 431	für Fahrzeuge mit verstärkter Vorderfeder / for vehicles with reinforced front spring	(115)	005 323 60 00 005 323 65 00
					310 795			003 323 65 00 003 323 66 00 004 323 34 00 004 323 67 00
					112 928 (x4)	->Chass. 5587351		005 323 18 00
					310 794 (x4)	Chass. 5587352->		004 326 58 00 004 326 59 00 004 326 70 00
1722 S	12.88 - 08.94	652.132 652.131			106 865			003 323 67 00 003 323 68 00 004 323 41 00 004 323 68 00
1726								
1726,1726 L, 1726 LL	12.87 - 09.96	652.043 652.045-047			131 431	für Fahrzeuge mit verstärkter Vorderfeder / for vehicles with reinforced front spring	(115)	005 323 60 00 005 323 65 00
					310 795			003 323 65 00 003 323 66 00 004 323 34 00 004 323 67 00
					106 757			003 326 14 00 003 326 15 00 004 326 68 00 004 326 69 00 006 326 63 00 617 326 00 00 652 320 00 31
				652.446-448	131 431	für Fahrzeuge mit verstärkter Vorderfeder / for vehicles with reinforced front spring	(115)	005 323 60 00 005 323 65 00
					310 795			003 323 65 00 003 323 66 00 004 323 34 00 004 323 67 00
					112 928 (x4)	->Chass. 5587351		005 323 18 00
310 794 (x4)	Chass. 5587352->					004 326 58 00 004 326 59 00 004 326 70 00		

Achtung: Unsere Artikel sind nur als Ersatz für die angegebenen OE-Nummern gültig. In der Spalte "Ref." ist lediglich ein Teil der OE-Nummern aufgeführt. Die vollständige Auflistung aller Vergleichsnummern finden Sie im Anhang.
Attention: The articles are only valid as replacement for the listed OE-numbers. In the column "Ref." only a selection of OE-No. is given. The complete listing you can see in the appendix. (151)

		Baumuster Model						Ref.
--	--	--------------------	---	---	---	--	---	------












MERCEDES-BENZ

1726										
1726 AK	06.89 - 08.94	652.346			112 871			001 323 68 00 002 323 76 00 002 323 84 00 004 323 33 00 004 323 71 00		
					106 951			001 326 96 00 002 326 48 00 002 326 49 00 003 326 95 00 004 326 18 00 006 326 58 00 385 326 02 00		
1726 K	12.88 - 08.94	652.146			310 795	->Chass. K034708		003 323 65 00 003 323 66 00 004 323 34 00 004 323 67 00		
					106 757	->Chass. K034708		003 326 14 00 003 326 15 00 004 326 68 00 004 326 69 00 006 326 63 00 617 326 00 00 652 320 00 31		
1726 L, 1726 LL 1727 L	12.88 - 08.94	652.446-448			131 431	für Fahrzeuge mit verstärkter Vorderfeder / for vehicles with reinforced front spring	(115)	005 323 60 00 005 323 65 00		
	12.88 - 08.94				310 795			003 323 65 00 003 323 66 00 004 323 34 00 004 323 67 00		
					112 928 (x4)	->Chass. 5587351		005 323 18 00		
					310 794 (x4)	Chass. 5587352->		004 326 58 00 004 326 59 00 004 326 70 00		
1726 S,1726 LS	12.87 - 09.96	652.141/142			106 865	->Chass. 5903513		003 323 67 00 003 323 68 00 004 323 41 00 004 323 68 00		
						125 045	Chass. 5903514->		005 323 59 00 005 323 61 00 005 323 63 00	
		652.541/542			106 865			003 323 67 00 003 323 68 00 004 323 41 00 004 323 68 00		
					112 928			005 323 18 00		
1727										
1727 L		652.448			310 795			003 323 65 00 003 323 66 00 004 323 34 00 004 323 67 00		
							112 928 (x4)	->Chass. 5587351		005 323 18 00
							310 794 (x4)	Chass. 5587352->		004 326 58 00 004 326 59 00 004 326 70 00

Achtung: Unsere Artikel sind nur als Ersatz für die angegebenen OE-Nummern gültig. In der Spalte "Ref." ist lediglich ein Teil der OE-Nummern aufgeführt. Die vollständige Auflistung aller Vergleichsnummern finden Sie im Anhang.
 Attention: The articles are only valid as replacement for the listed OE-numbers. In the column "Ref." only a selection of OE-No. is given. The complete listing you can see in the appendix. (151)

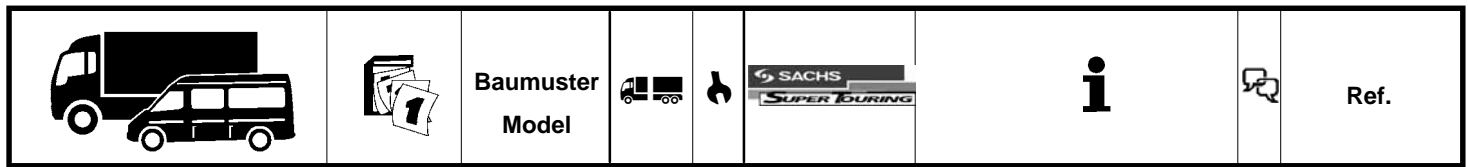
		Baumuster Model						Ref.
--	--	--------------------	---	---	---	--	---	------

MERCEDES-BENZ

1729								
1729		652.043 652.045/046		$\frac{\circ}{\circ}$	310 795			003 323 65 00 003 323 66 00 004 323 34 00 004 323 67 00
				$\frac{I}{\circ}$	106 757			003 326 14 00 003 326 15 00 004 326 68 00 004 326 69 00 006 326 63 00 617 326 00 00 652 320 00 31
		652.046		$\frac{\circ}{\circ}$	131 431	für Fahrzeuge mit verstärkter Vorderfeder / for vehicles with reinforced front spring	(115)	005 323 60 00 005 323 65 00
1728, 1729, 1729 L	07.87 - 09.96	655.015/016		$\frac{\circ}{\circ}$	310 789			003 323 32 00 003 323 33 00 004 323 92 00 006 323 09 00
				$\frac{\circ}{\circ}$	310 802 HD●			005 323 40 00 005 323 41 00
				$\frac{I}{I}$	106 220			003 326 21 00 003 326 22 00 003 326 42 00 004 326 47 00 620 326 00 00 645 320 00 31 645 326 00 00
		655.416-418		$\frac{\circ}{\circ}$	310 789			003 323 32 00 003 323 33 00 004 323 92 00 006 323 09 00
				$\frac{\circ}{\circ}$	310 802 HD●			005 323 40 00 005 323 41 00
				$\frac{\circ}{\circ}$	106 887 (x4)			004 326 23 00 004 326 24 00 004 326 43 00
1729 AK	07.88 - 09.93	655.317 655.316		$\frac{\circ}{\circ}$	310 772	Sonderausführung / Special design	(98)	002 323 72 00 002 323 73 00 003 323 97 00 004 323 44 00 004 323 97 00 004 323 98 00 006 323 07 00
					310 789			003 323 32 00 003 323 33 00 004 323 92 00 006 323 09 00
				$\frac{\circ}{\circ}$	310 802 HD●			005 323 40 00 005 323 41 00
				$\frac{I}{I}$	101 076			002 326 12 00 002 326 14 00 387 326 01 00
1729 K	07.88 - 08.94	655.116/117		$\frac{\circ}{\circ}$	310 789			003 323 32 00 003 323 33 00 004 323 92 00 006 323 09 00
				$\frac{\circ}{\circ}$	310 802 HD●			005 323 40 00 005 323 41 00
				$\frac{I}{I}$	106 220			003 326 21 00 003 326 22 00 003 326 42 00 004 326 47 00 620 326 00 00 645 320 00 31 645 326 00 00

Achtung: Unsere Artikel sind nur als Ersatz für die angegebenen OE-Nummern gültig. In der Spalte "Ref." ist lediglich ein Teil der OE-Nummern aufgeführt. Die vollständige Auflistung aller Vergleichsnummern finden Sie im Anhang.

Attention: The articles are only valid as replacement for the listed OE-numbers. In the column "Ref." only a selection of OE-No. is given. The complete listing you can see in the appendix. (151)


























MERCEDES-BENZ

1729							
1729 LS		652.542		○	106 865	->Chass. 5903513	003 323 67 00 003 323 68 00 004 323 41 00 004 323 68 00
				○	125 045	Chass. 5903514->	005 323 59 00 005 323 61 00 005 323 63 00
				○	310 794 (x4)	->Chass. K103912	004 326 58 00 004 326 59 00 004 326 70 00
				○	125 277	Chass. K103913->	005 326 16 00
1729 S,1729 LS	07.87 - 09.96	655.111-113		○	310 803		003 323 71 00 003 323 72 00 004 323 01 00 004 323 46 00 006 323 08 00
				○	310 801		002 326 88 00 002 326 89 00 003 326 44 00
		655.511-513		○	310 803		003 323 71 00 003 323 72 00 004 323 01 00 004 323 46 00 006 323 08 00
				○	310 793 (x4)		002 326 62 00 002 326 63 00 003 326 85 00 005 326 20 00
1732							
1732 L		652.446		○	131 431	für Fahrzeuge mit verstärkter Vorderfeder / for vehicles with reinforced front spring	(115) 005 323 60 00 005 323 65 00
				○	310 795		003 323 65 00 003 323 66 00 004 323 34 00 004 323 67 00
				○	112 928 (x4)	->Chass. 5587351	005 323 18 00
				○	310 794 (x4)	Chass. 5587352->	004 326 58 00 004 326 59 00 004 326 70 00

Achtung: Unsere Artikel sind nur als Ersatz für die angegebenen OE-Nummern gültig. In der Spalte "Ref." ist lediglich ein Teil der OE-Nummern aufgeführt. Die vollständige Auflistung aller Vergleichsnummern finden Sie im Anhang.
 Attention: The articles are only valid as replacement for the listed OE-numbers. In the column "Ref." only a selection of OE-No. is given. The complete listing you can see in the appendix. (151)

		Baumuster Model						Ref.
--	--	--------------------	---	---	---	--	---	------






















MERCEDES-BENZ

1733									
1733,1733 L, 1734 L	12.87 - 09.96	652.065-068			131 431	für Fahrzeuge mit verstärkter Vorderfeder / for vehicles with reinforced front spring	(115)	005 323 60 00 005 323 65 00	
					310 795			003 323 65 00 003 323 66 00 004 323 34 00 004 323 67 00	
					106 757			003 326 14 00 003 326 15 00 004 326 68 00 004 326 69 00 006 326 63 00 617 326 00 00 652 320 00 31	
							131 431	für Fahrzeuge mit verstärkter Vorderfeder / for vehicles with reinforced front spring	(115)
		310 795					003 323 65 00 003 323 66 00 004 323 34 00 004 323 67 00		
				652.465-468	112 928 (x4)	->Chass. 5587351		005 323 18 00	
					310 794 (x4)	Chass. 5587352->		004 326 58 00 004 326 59 00 004 326 70 00	
				652.478	123 908 (x4)			005 323 27 00 006 323 42 00	
					1733 L	652.446/447			131 431
		310 795							003 323 65 00 003 323 66 00 004 323 34 00 004 323 67 00
		112 928 (x4)	->Chass. 5587351				005 323 18 00		
		310 794 (x4)	Chass. 5587352->				004 326 58 00 004 326 59 00 004 326 70 00		
1733 S,1733 LS	12.87 - 09.96	652.161			106 865	->Chass. 5903513		003 323 67 00 003 323 68 00 004 323 41 00 004 323 68 00	
						125 045	Chass. 5903514 - Chass. K075926		005 323 59 00 005 323 61 00 005 323 63 00
					652.561-563	106 865	->Chass. 5903513		003 323 67 00 003 323 68 00 004 323 41 00 004 323 68 00
							125 045	Chass. 5903514->	
				652.561-563	310 794 (x4)	->Chass. K103912		004 326 58 00 004 326 59 00 004 326 70 00	
						125 277	Chass. K103913->		005 326 16 00

Achtung: Unsere Artikel sind nur als Ersatz für die angegebenen OE-Nummern gültig. In der Spalte "Ref." ist lediglich ein Teil der OE-Nummern aufgeführt. Die vollständige Auflistung aller Vergleichsnummern finden Sie im Anhang.
 Attention: The articles are only valid as replacement for the listed OE-numbers. In the column "Ref." only a selection of OE-No. is given. The complete listing you can see in the appendix. (151)

		Baumuster Model						Ref.
--	--	--------------------	---	---	---	--	---	------























MERCEDES-BENZ

1734								
1734 L		652.465			131 431	für Fahrzeuge mit verstärkter Vorderfeder / for vehicles with reinforced front spring	(115)	005 323 60 00 005 323 65 00
					310 795			003 323 65 00 003 323 66 00 004 323 34 00 004 323 67 00
					112 928 (x4)	->Chass. 5587351		005 323 18 00
					310 794 (x4)	Chass. 5587352->		004 326 58 00 004 326 59 00 004 326 70 00
1735								
1735,1735 L	07.87 - 09.96	655.026/027/ 076			310 789			003 323 32 00 003 323 33 00 004 323 92 00 006 323 09 00
					310 802 HD●			005 323 40 00 005 323 41 00
					106 220			003 326 21 00 003 326 22 00 003 326 42 00 004 326 47 00 620 326 00 00 645 320 00 31 645 326 00 00
							310 789	
			310 802 HD●					005 323 40 00 005 323 41 00
					106 887 (x4)			004 326 23 00 004 326 24 00 004 326 43 00
1735 AK	08.89 - 08.94	655.327					310 772	
							106 861	
					1735 K	07.88 - 08.94	655.127	
		310 802 HD●		005 323 40 00 005 323 41 00				
				106 220				

Achtung: Unsere Artikel sind nur als Ersatz für die angegebenen OE-Nummern gültig. In der Spalte "Ref." ist lediglich ein Teil der OE-Nummern aufgeführt. Die vollständige Auflistung aller Vergleichsnummern finden Sie im Anhang.
 Attention: The articles are only valid as replacement for the listed OE-numbers. In the column "Ref." only a selection of OE-No. is given. The complete listing you can see in the appendix. (151)

		Baumuster Model						Ref.
--	--	--------------------	---	---	---	--	---	------







MERCEDES-BENZ

1735								
1735 L	07.88 - 08.94	655.426 655.476			310 789			003 323 32 00 003 323 33 00 004 323 92 00 006 323 09 00
					310 802 HD●			005 323 40 00 005 323 41 00
					106 887 (x4)			004 326 23 00 004 326 24 00 004 326 43 00
1735 S,1735 LS	07.87 - 09.96	655.122/123 655.172/173			310 803			003 323 71 00 003 323 72 00 004 323 01 00 004 323 46 00 006 323 08 00
							310 801	
		655.522/523 655.573			310 803			003 323 71 00 003 323 72 00 004 323 01 00 004 323 46 00 006 323 08 00
							310 793 (x4)	
1748								
1748,1748 L	07.87 - 09.96	655.096			310 802			005 323 40 00 005 323 41 00
							106 220	
		655.494 655.496			310 789			003 323 32 00 003 323 33 00 004 323 92 00 006 323 09 00
						310 802 HD●		
					106 887 (x4)	->Chass. 5922798		004 326 23 00 004 326 24 00 004 326 43 00
	124 882 (x4)	Chass. 5922799->			004 326 64 00 004 326 65 00			

Achtung: Unsere Artikel sind nur als Ersatz für die angegebenen OE-Nummern gültig. In der Spalte "Ref." ist lediglich ein Teil der OE-Nummern aufgeführt. Die vollständige Auflistung aller Vergleichsnummern finden Sie im Anhang.
 Attention: The articles are only valid as replacement for the listed OE-numbers. In the column "Ref." only a selection of OE-No. is given. The complete listing you can see in the appendix. (151)

		Baumuster Model						Ref.
--	---	--------------------	---	---	---	---	---	------




























MERCEDES-BENZ

1748								
1748 S,1748 LS	07.87 - 09.96	655.192/193		$\frac{\circ}{\circ}$	310 803	->Chass. K 083473		003 323 71 00 003 323 72 00 004 323 01 00 004 323 46 00 006 323 08 00
								003 323 32 00 003 323 33 00 004 323 92 00 006 323 09 00
					$\frac{\circ}{\circ}$	310 801		
	655.592/593		$\frac{\circ}{\circ}$	310 803	->Chass. K083162		003 323 71 00 003 323 72 00 004 323 01 00 004 323 46 00 006 323 08 00	
							003 323 32 00 003 323 33 00 004 323 92 00 006 323 09 00	
				$\frac{\circ}{\circ}$	310 793 (x4)			002 326 62 00 002 326 63 00 003 326 85 00 005 326 20 00
1814								
1814	04.84 - 03.91	616.006		$\frac{1}{\circ}$	131 432 ●●			003 326 00 00 006 326 90 00 385 326 04 00
								002 326 74 00 002 326 76 00 003 326 11 00
				$\frac{\circ}{\circ}$	646 002 ▲●●			
1819								
1819 A,AK 6x6				$\frac{\circ}{\circ}$	112 871			001 323 68 00 002 323 76 00 002 323 79 00 002 323 84 00 004 323 33 00 004 323 71 00

Achtung: Unsere Artikel sind nur als Ersatz für die angegebenen OE-Nummern gültig. In der Spalte "Ref." ist lediglich ein Teil der OE-Nummern aufgeführt. Die vollständige Auflistung aller Vergleichsnummern finden Sie im Anhang.
 Attention: The articles are only valid as replacement for the listed OE-numbers. In the column "Ref." only a selection of OE-No. is given. The complete listing you can see in the appendix. (151)

		Baumuster Model						Ref.
--	--	--------------------	---	---	---	--	---	------






MERCEDES-BENZ

1820												
1820,1820 L	12.87 - 09.96	652.020 652.023-025			310 795	->Chass. K075882		003 323 65 00 003 323 66 00 004 323 34 00 004 323 67 00				
						131 163 *	Chass. K075883->		006 323 35 00			
						131 431	für Fahrzeuge mit verstärkter Vorderfeder / for vehicles with reinforced front spring	(115)	005 323 60 00 005 323 65 00			
				106 757					003 326 14 00 003 326 15 00 004 326 68 00 004 326 69 00 006 326 63 00 617 326 00 00 652 320 00 31			
							131 163 *	Chass. K075883->		006 323 35 00		
								131 431	für Fahrzeuge mit verstärkter Vorderfeder / for vehicles with reinforced front spring	(115)	005 323 60 00 005 323 65 00	
		652.027-029		652.420/428/ 429			310 795			003 323 65 00 003 323 66 00 004 323 34 00 004 323 67 00		
								112 928 (x4)	->Chass. 5587351		005 323 18 00	
								310 794 (x4)	Chass. 5587352->		004 326 58 00 004 326 59 00 004 326 70 00	
						106 757				003 326 14 00 003 326 15 00 004 326 68 00 004 326 69 00 006 326 63 00 617 326 00 00 652 320 00 31		
									131 431	für Fahrzeuge mit verstärkter Vorderfeder / for vehicles with reinforced front spring	(115)	005 323 60 00 005 323 65 00
										310 795		
		652.420/428/ 429		652.326 652.316			112 928 (x4)	->Chass. 5587351		005 323 18 00		
								310 794 (x4)	Chass. 5587352->		004 326 58 00 004 326 59 00 004 326 70 00	
		1820 AK	07.93 - 09.96	652.326 652.316			112 871			001 323 68 00 002 323 76 00 002 323 79 00 002 323 84 00 004 323 33 00 004 323 71 00		
							106 951			001 326 96 00 002 326 48 00 002 326 49 00 003 326 95 00 004 326 18 00 006 326 58 00 385 326 02 00		
1820 K	05.92 - 09.96	652.126/127			131 431	Chass. K076789->		005 323 60 00 005 323 65 00				

Achtung: Unsere Artikel sind nur als Ersatz für die angegebenen OE-Nummern gültig. In der Spalte "Ref." ist lediglich ein Teil der OE-Nummern aufgeführt. Die vollständige Auflistung aller Vergleichsnummern finden Sie im Anhang.
Attention: The articles are only valid as replacement for the listed OE-numbers. In the column "Ref." only a selection of OE-No. is given. The complete listing you can see in the appendix. (151)

		Baumuster Model						Ref.
--	--	--------------------	---	---	---	--	---	------

























MERCEDES-BENZ

1824								
1824	01.94 - 09.96	652.003 652.009 652.006 652.007 652.004 652.008		$\frac{\circ}{\circ}$	131 431	für Fahrzeuge mit verstärkter Vorderfeder / for vehicles with reinforced front spring	(115)	005 323 60 00 005 323 65 00
					310 795			003 323 65 00 003 323 66 00 004 323 34 00 004 323 67 00
					112 027 HD●			002 323 86 00 002 323 87 00 004 323 52 00 004 323 64 00
				$\frac{1}{\circ}$	106 757			003 326 14 00 003 326 15 00 004 326 68 00 004 326 69 00 006 326 63 00 617 326 00 00 652 320 00 31
					106 946 HD●			002 326 46 00 002 326 47 00 003 326 45 00 003 326 92 00 006 326 64 00 385 326 01 00
1824,1824 L	12.87 - 09.96	652.003-009		$\frac{\circ}{\circ}$	131 431	für Fahrzeuge mit verstärkter Vorderfeder / for vehicles with reinforced front spring	(115)	005 323 60 00 005 323 65 00
					310 795			003 323 65 00 003 323 66 00 004 323 34 00 004 323 67 00
					112 027 HD●			002 323 86 00 002 323 87 00 004 323 52 00 004 323 64 00
				$\frac{1}{\circ}$	106 757			003 326 14 00 003 326 15 00 004 326 68 00 004 326 69 00 006 326 63 00 617 326 00 00 652 320 00 31
					106 946 HD●			002 326 46 00 002 326 47 00 003 326 45 00 003 326 92 00 006 326 64 00 385 326 01 00
		652.405-409		$\frac{\circ}{\circ}$	131 431	für Fahrzeuge mit verstärkter Vorderfeder / for vehicles with reinforced front spring	(115)	005 323 60 00 005 323 65 00
					310 795			003 323 65 00 003 323 66 00 004 323 34 00 004 323 67 00
					310 794			004 326 58 00 004 326 59 00 004 326 70 00

Achtung: Unsere Artikel sind nur als Ersatz für die angegebenen OE-Nummern gültig. In der Spalte "Ref." ist lediglich ein Teil der OE-Nummern aufgeführt. Die vollständige Auflistung aller Vergleichsnummern finden Sie im Anhang.
 Attention: The articles are only valid as replacement for the listed OE-numbers. In the column "Ref." only a selection of OE-No. is given. The complete listing you can see in the appendix. (151)

		Baumuster Model						Ref.
--	--	--------------------	---	---	---	--	---	------



























MERCEDES-BENZ

1824												
1824 AK, 180 kW 1824 AK, 180-230 kW	08.92 - 09.96	652.336			112 871			001 323 68 00				
	01.94 - 09.96	652.303 652.302						002 323 76 00 002 323 79 00 002 323 84 00 004 323 33 00 004 323 71 00				
					106 951			001 326 96 00 002 326 48 00 002 326 49 00 003 326 95 00 004 326 18 00 006 326 58 00 385 326 02 00				
1824 K, 9572 ccm 1824 K, 10964 ccm	08.92 - 09.96	652.106/107			131 431	Chass. K076789->		005 323 60 00				
	01.94 - 09.96							005 323 65 00				
1827												
1827,1827 L, 9572 ccm 1827,1827 L, 10964 ccm	12.87 - 09.96 12.87 - 09.96	652.053-059			131 431	für Fahrzeuge mit verstärkter Vorderfeder / for vehicles with reinforced front spring	(115)	005 323 60 00				
								310 795	005 323 65 00			
					652.055			106 757				003 323 65 00
												003 323 66 00 004 323 34 00 004 323 67 00
	652.455-459			131 432 				003 326 14 00				
								646 002 	003 326 15 00 004 326 68 00 004 326 69 00 006 326 63 00 617 326 00 00 652 320 00 31			
						131 431	für Fahrzeuge mit verstärkter Vorderfeder / for vehicles with reinforced front spring	(115)	003 326 00 00			
									310 795	006 326 90 00 385 326 04 00		
310 794						002 326 74 00 002 326 76 00 003 326 11 00						
1827 AK		652.303 652.302			112 871			005 323 60 00				
								005 323 65 00				
					106 951			001 323 68 00				
								002 323 76 00 002 323 79 00 002 323 84 00 004 323 33 00 004 323 71 00				
					106 951			001 326 96 00				
								002 326 48 00 002 326 49 00 003 326 95 00 004 326 18 00 006 326 58 00 385 326 02 00				
1827 K		652.106/107			131 431	Chass. K076789->		005 323 60 00 005 323 65 00				

Achtung: Unsere Artikel sind nur als Ersatz für die angegebenen OE-Nummern gültig. In der Spalte "Ref." ist lediglich ein Teil der OE-Nummern aufgeführt. Die vollständige Auflistung aller Vergleichsnummern finden Sie im Anhang.
Attention: The articles are only valid as replacement for the listed OE-numbers. In the column "Ref." only a selection of OE-No. is given. The complete listing you can see in the appendix. (151)

		Baumuster Model						Ref.
--	--	----------------------------	---	---	---	--	---	-------------












MERCEDES-BENZ

1827								
1827 S,1827 LS, 9572 ccm 1827 S,1827 LS, 10964 ccm	12.87 - 09.96	652.151			125 045	->Chass. K075926		005 323 59 00 005 323 61 00 005 323 63 00
	12.87 - 09.96	652.153			106 865	->Chass. 5903513		003 323 67 00 003 323 68 00 004 323 41 00 004 323 68 00
		652.551-553						
						310 794		
1831								
1831,1831 L, 9572 ccm 1831,1831 L, 10964 ccm	07.87 - 09.96	655.005-009			310 802			005 323 40 00 005 323 41 00
	07.87 - 09.96				106 220			003 326 21 00 003 326 22 00 003 326 42 00 004 326 47 00 620 326 00 00 645 320 00 31 645 326 00 00
		655.405-409			310 802			005 323 40 00 005 323 41 00
					124 882			004 326 64 00 004 326 65 00
1831,1831 L, 9572 ccm 1831,1831 L, 10964 ccm	12.87 - 09.96 12.87 - 09.96	652.095-098			131 431	für Fahrzeuge mit verstärkter Vorderfeder / for vehicles with reinforced front spring	(115)	005 323 60 00 005 323 65 00
					310 795			003 323 65 00 003 323 66 00 004 323 34 00 004 323 67 00
		652.495-498			106 757			003 326 14 00 003 326 15 00 004 326 68 00 004 326 69 00 006 326 63 00 617 326 00 00 652 320 00 31
					131 431	für Fahrzeuge mit verstärkter Vorderfeder / for vehicles with reinforced front spring	(115)	005 323 60 00 005 323 65 00
					310 795			003 323 65 00 003 323 66 00 004 323 34 00 004 323 67 00
					310 794			004 326 58 00 004 326 59 00 004 326 70 00
1831 AK, 9572 ccm 1831 AK, 10964 ccm	05.91 - 09.96	655.307			310 772			002 323 72 00 002 323 73 00 003 323 97 00 004 323 44 00 004 323 97 00 004 323 98 00 006 323 07 00
	01.94 - 09.96							

Achtung: Unsere Artikel sind nur als Ersatz für die angegebenen OE-Nummern gültig. In der Spalte "Ref." ist lediglich ein Teil der OE-Nummern aufgeführt. Die vollständige Auflistung aller Vergleichsnummern finden Sie im Anhang.
Attention: The articles are only valid as replacement for the listed OE-numbers. In the column "Ref." only a selection of OE-No. is given. The complete listing you can see in the appendix. (151)

		Baumuster Model						Ref.
--	--	--------------------	---	---	---	--	---	------



























MERCEDES-BENZ

1831								
1831 K, 230 kW 1831 K, 230-250 kW	07.92 - 09.96	655.107		$\frac{\circ}{\circ}$	310 802			005 323 40 00 005 323 41 00
	07.92 - 09.96			$\frac{I}{I}$	106 220			003 326 21 00 003 326 22 00 003 326 42 00 004 326 47 00 620 326 00 00 645 320 00 31 645 326 00 00
1831 S,1831 LS, 9572 ccm 1831 S,1831 LS, 10964 ccm	07.87 - 09.96 07.87 - 09.96	655.501-503		$\frac{\circ}{\circ}$	310 803	->Chass. K062945		003 323 71 00 003 323 72 00 004 323 01 00 004 323 46 00 006 323 08 00
			$\frac{\circ}{\circ}$	310 789	Chass. K062946->		003 323 32 00 003 323 33 00 004 323 92 00 006 323 09 00	
				$\frac{\circ}{\circ}$	310 793			002 326 62 00 002 326 63 00 003 326 85 00 005 326 20 00
		655.508		$\frac{\circ}{\circ}$	310 789	Chass. K062946->		003 323 32 00 003 323 33 00 004 323 92 00 006 323 09 00
1831 S,1831 LS, 9572 ccm 1831 S,1831 LS, 10964 ccm	12.87 - 09.96 12.87 - 09.96	652.591-593		$\frac{\circ}{\circ}$	106 865	->Chass. 5903513		003 323 67 00 003 323 68 00 004 323 41 00 004 323 68 00
			$\frac{\circ}{\circ}$	125 045	Chass. 5903514->		005 323 59 00 005 323 61 00 005 323 63 00	
				$\frac{\circ}{\circ}$	310 794			004 326 58 00 004 326 59 00 004 326 70 00
1834								
1834,1834 L	07.87 - 09.96	655.020-023		$\frac{\circ}{\circ}$	310 802			005 323 40 00 005 323 41 00
				$\frac{I}{I}$	106 220			003 326 21 00 003 326 22 00 003 326 42 00 004 326 47 00 620 326 00 00 645 320 00 31 645 326 00 00
		655.420-423		$\frac{\circ}{\circ}$	310 802			005 323 40 00 005 323 41 00
				$\frac{\circ}{\circ}$	124 882			004 326 64 00 004 326 65 00

Achtung: Unsere Artikel sind nur als Ersatz für die angegebenen OE-Nummern gültig. In der Spalte "Ref." ist lediglich ein Teil der OE-Nummern aufgeführt. Die vollständige Auflistung aller Vergleichsnummern finden Sie im Anhang.
 Attention: The articles are only valid as replacement for the listed OE-numbers. In the column "Ref." only a selection of OE-No. is given. The complete listing you can see in the appendix. (151)

		Baumuster Model						Ref.
--	---	----------------------------	---	---	---	---	---	-------------




















MERCEDES-BENZ

1834										
1834,1834 L	12.87 - 09.96	652.065-068			131 431	für Fahrzeuge mit verstärkter Vorderfeder / for vehicles with reinforced front spring	(115)	005 323 60 00 005 323 65 00		
					310 795			003 323 65 00 003 323 66 00 004 323 34 00 004 323 67 00		
				652.465-468			106 757			003 326 14 00 003 326 15 00 004 326 68 00 004 326 69 00 006 326 63 00 617 326 00 00 652 320 00 31
							310 795	->Chass. K075238		003 323 65 00 003 323 66 00 004 323 34 00 004 323 67 00
							131 431	für Fahrzeuge mit verstärkter Vorderfeder / for vehicles with reinforced front spring	(115)	005 323 60 00 005 323 65 00
							112 928 (x4)	->Chass. 5587351		005 323 18 00
							310 794 (x4)	Chass. 5587352->		004 326 58 00 004 326 59 00 004 326 70 00
				652.478			123 908 (x4)			005 323 27 00 006 323 42 00
							131 079 ▲(x4)			005 323 17 00
		1834 S,1834 LS	07.87 - 09.96	655.141-143			310 803	->Chass. K 063075		003 323 71 00 003 323 72 00 004 323 01 00 004 323 46 00 006 323 08 00
							310 789	Chass. K 063076->		003 323 32 00 003 323 33 00 004 323 92 00 006 323 09 00
						310 801			002 326 88 00 002 326 89 00 003 326 44 00	
				655.541-543			310 803	->Chass. K062945		003 323 71 00 003 323 72 00 004 323 01 00 004 323 46 00 006 323 08 00
								310 789	Chass. K062946->	
							310 793			002 326 62 00 002 326 63 00 003 326 85 00 005 326 20 00
				655.548			310 789	Chass. K062946->		003 323 32 00 003 323 33 00 004 323 92 00 006 323 09 00

Achtung: Unsere Artikel sind nur als Ersatz für die angegebenen OE-Nummern gültig. In der Spalte "Ref." ist lediglich ein Teil der OE-Nummern aufgeführt. Die vollständige Auflistung aller Vergleichsnummern finden Sie im Anhang.
 Attention: The articles are only valid as replacement for the listed OE-numbers. In the column "Ref." only a selection of OE-No. is given. The complete listing you can see in the appendix. (151)

		Baumuster Model						Ref.
--	---	--------------------	---	---	---	---	---	------













MERCEDES-BENZ

1834									
1834 S,1834 LS	12.87 - 09.96	652.161-163			106 865	->Chass. 5903513		003 323 67 00 003 323 68 00 004 323 41 00 004 323 68 00	
					125 045	Chass. 5903514 - Chass. K075926		005 323 59 00 005 323 61 00 005 323 63 00	
	652.561-563			106 865	->Chass. 5903513		003 323 67 00 003 323 68 00 004 323 41 00 004 323 68 00		
				125 045	Chass. 5903514->		005 323 59 00 005 323 61 00 005 323 63 00		
				310 794 (x4)	->Chass. K103912		004 326 58 00 004 326 59 00 004 326 70 00		
				125 277	Chass. K103913->		005 326 16 00		
1835									
1835 AK		655.337			310 772			002 323 72 00 002 323 73 00 003 323 97 00 004 323 44 00 004 323 97 00 004 323 98 00 006 323 07 00	
							106 861		
1838									
1838,1838 L, 280 kW, 12763 ccm	07.87 - 09.96	655.035-038/ 086/087			310 802			005 323 40 00 005 323 41 00	
							106 220		
	655.434/436/ 437 655.484/486/ 487			310 802			005 323 40 00 005 323 41 00		
						106 887 (x4)	->Chass. 5922798		004 326 23 00 004 326 24 00 004 326 43 00
					124 882 (x4)	Chass. 5922799->		004 326 64 00 004 326 65 00	

Achtung: Unsere Artikel sind nur als Ersatz für die angegebenen OE-Nummern gültig. In der Spalte "Ref." ist lediglich ein Teil der OE-Nummern aufgeführt. Die vollständige Auflistung aller Vergleichsnummern finden Sie im Anhang.
 Attention: The articles are only valid as replacement for the listed OE-numbers. In the column "Ref." only a selection of OE-No. is given. The complete listing you can see in the appendix. (151)

		Baumuster Model						Ref.
--	--	--------------------	---	---	---	--	---	------














MERCEDES-BENZ

1838									
1838,1838 L, 280 kW, 14618 ccm	07.87 - 09.96	655.035-038		$\frac{\circ}{\circ}$	310 802			005 323 40 00 005 323 41 00	
				$\frac{1}{T}$	106 220			003 326 21 00 003 326 22 00 003 326 42 00 004 326 47 00 620 326 00 00 645 320 00 31 645 326 00 00	
		655.434/436/ 437		$\frac{\circ}{\circ}$	310 802				005 323 40 00 005 323 41 00
		655.484/486/ 487		$\frac{\circ}{\circ}$	106 887 (x4)	->Chass. 5922798			004 326 23 00 004 326 24 00 004 326 43 00
				$\frac{\circ}{\circ}$	124 882 (x4)	Chass. 5922799->		004 326 64 00 004 326 65 00	
1838,1838 L, 320 kW	07.87 - 09.96	655.035-038		$\frac{\circ}{\circ}$	310 802			005 323 40 00 005 323 41 00	
				$\frac{1}{T}$	106 220			003 326 21 00 003 326 22 00 003 326 42 00 004 326 47 00 620 326 00 00 645 320 00 31 645 326 00 00	
		655.434 655.436/437		$\frac{\circ}{\circ}$	310 802				005 323 40 00 005 323 41 00
				$\frac{\circ}{\circ}$	106 887 (x4)	->Chass. 5922798			004 326 23 00 004 326 24 00 004 326 43 00
				$\frac{\circ}{\circ}$	124 882 (x4)	Chass. 5922799->		004 326 64 00 004 326 65 00	
1838 AK, 280 kW, 12763 ccm 1838 AK, 280 kW, 14618 ccm 1838 AK, 320 kW 1838 AK, 370 kW	12.92 - 09.96	655.337		$\frac{\circ}{\circ}$	310 772			002 323 72 00 002 323 73 00 003 323 97 00 004 323 44 00 004 323 97 00 004 323 98 00 006 323 07 00	
	01.94 - 09.96 12.92 - 09.96 12.92 - 09.96			$\frac{1}{T}$	106 861			003 326 23 00 003 326 24 00 003 326 43 00 003 326 82 00 005 326 31 00 621 326 00 00 646 326 00 00	
1838 K, 12763 ccm 1838 K, 14618 ccm	12.90 - 09.96	655.138		$\frac{\circ}{\circ}$	310 802			005 323 40 00 005 323 41 00	
	06.95 - 09.96			$\frac{1}{T}$	106 220			003 326 21 00 003 326 22 00 003 326 42 00 004 326 47 00 620 326 00 00 645 320 00 31 645 326 00 00	








Achtung: Unsere Artikel sind nur als Ersatz für die angegebenen OE-Nummern gültig. In der Spalte "Ref." ist lediglich ein Teil der OE-Nummern aufgeführt. Die vollständige Auflistung aller Vergleichsnummern finden Sie im Anhang.
Attention: The articles are only valid as replacement for the listed OE-numbers. In the column "Ref." only a selection of OE-No. is given. The complete listing you can see in the appendix. (151)

		Baumuster Model						Ref.
--	--	--------------------	---	---	---	--	---	------
















MERCEDES-BENZ

1838								
1838 S,1838 LS, 280 kW, 12763 ccm	07.87 - 09.96	655.133/182/183			310 803	->Chass. K 063075		003 323 71 00 003 323 72 00 004 323 01 00 004 323 46 00 006 323 08 00
					310 789	Chass. K 063076->		003 323 32 00 003 323 33 00 004 323 92 00 006 323 09 00
					310 801			002 326 88 00 002 326 89 00 003 326 44 00
		655.532/533/582/583			310 803	->Chass. K062945		003 323 71 00 003 323 72 00 004 323 01 00 004 323 46 00 006 323 08 00
					310 789	Chass. K062946->		003 323 32 00 003 323 33 00 004 323 92 00 006 323 09 00
					310 793 (x4)			002 326 62 00 002 326 63 00 003 326 85 00 005 326 20 00
	655.588			310 803	->Chass. K083162		003 323 71 00 003 323 72 00 004 323 01 00 004 323 46 00 006 323 08 00	
				310 789	Chass. K083163->		003 323 32 00 003 323 33 00 004 323 92 00 006 323 09 00	

Achtung: Unsere Artikel sind nur als Ersatz für die angegebenen OE-Nummern gültig. In der Spalte "Ref." ist lediglich ein Teil der OE-Nummern aufgeführt. Die vollständige Auflistung aller Vergleichsnummern finden Sie im Anhang.
 Attention: The articles are only valid as replacement for the listed OE-numbers. In the column "Ref." only a selection of OE-No. is given. The complete listing you can see in the appendix. (151)

		Baumuster Model						Ref.
--	---	--------------------	---	---	---	---	---	------





























MERCEDES-BENZ

1838								
1838 S,1838 LS, 280 kW, 14618 ccm	07.87 - 09.96	655.133			310 803	->Chass. K 063075		003 323 71 00 003 323 72 00 004 323 01 00 004 323 46 00 006 323 08 00
						310 789	Chass. K 063076->	
					310 801			002 326 88 00 002 326 89 00 003 326 44 00
		655.532/533/ 582/583			310 803	->Chass. K062945		003 323 71 00 003 323 72 00 004 323 01 00 004 323 46 00 006 323 08 00
						310 789	Chass. K062946->	
					310 793 (x4)			002 326 62 00 002 326 63 00 003 326 85 00 005 326 20 00
	655.538			310 789	Chass. K062946->		003 323 32 00 003 323 33 00 004 323 92 00 006 323 09 00	
	655.588			310 803	->Chass. K083162		003 323 71 00 003 323 72 00 004 323 01 00 004 323 46 00 006 323 08 00	
					310 789	Chass. K083163->		003 323 32 00 003 323 33 00 004 323 92 00 006 323 09 00

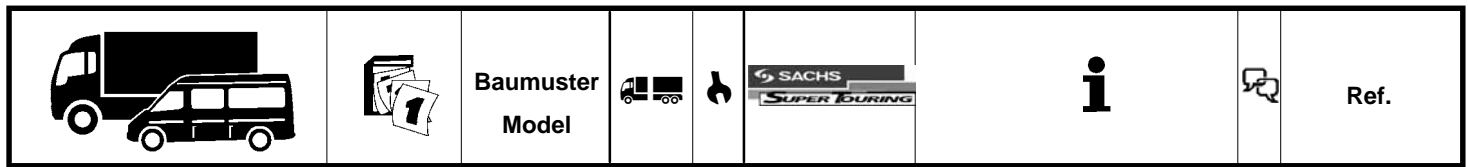
Achtung: Unsere Artikel sind nur als Ersatz für die angegebenen OE-Nummern gültig. In der Spalte "Ref." ist lediglich ein Teil der OE-Nummern aufgeführt. Die vollständige Auflistung aller Vergleichsnummern finden Sie im Anhang.
 Attention: The articles are only valid as replacement for the listed OE-numbers. In the column "Ref." only a selection of OE-No. is given. The complete listing you can see in the appendix. (151)

		Baumuster Model						Ref.
--	--	--------------------	---	---	---	--	---	------

MERCEDES-BENZ

1838											
1838 S,1838 LS, 320 kW	07.87 - 09.96	655.132/133			310 803	->Chass. K 063075		003 323 71 00 003 323 72 00 004 323 01 00 004 323 46 00 006 323 08 00			
					310 789	Chass. K 063076->		003 323 32 00 003 323 33 00 004 323 92 00 006 323 09 00			
					310 801			002 326 88 00 002 326 89 00 003 326 44 00			
		655.532/533				310 803	->Chass. K062945		003 323 71 00 003 323 72 00 004 323 01 00 004 323 46 00 006 323 08 00		
							310 789	Chass. K062946->		003 323 32 00 003 323 33 00 004 323 92 00 006 323 09 00	
					310 793 (x4)			002 326 62 00 002 326 63 00 003 326 85 00 005 326 20 00			
	655.538				310 789	Chass. K062946->		003 323 32 00 003 323 33 00 004 323 92 00 006 323 09 00			
	655.588				310 803	->Chass. K083162		003 323 71 00 003 323 72 00 004 323 01 00 004 323 46 00 006 323 08 00			
						310 789	Chass. K083163->		003 323 32 00 003 323 33 00 004 323 92 00 006 323 09 00		
	1844										
	1844,1844 L	07.87 - 09.96	655.035-037 655.093			310 802			005 323 40 00 005 323 41 00		
							106 220			003 326 21 00 003 326 22 00 003 326 42 00 004 326 47 00 620 326 00 00 645 320 00 31 645 326 00 00	
655.490 655.492						310 802			005 323 40 00 005 323 41 00		
								106 887 (x4)	->Chass. 5922798		004 326 23 00 004 326 24 00 004 326 43 00
							124 882 (x4)	Chass. 5922799->		004 326 64 00 004 326 65 00	

Achtung: Unsere Artikel sind nur als Ersatz für die angegebenen OE-Nummern gültig. In der Spalte "Ref." ist lediglich ein Teil der OE-Nummern aufgeführt. Die vollständige Auflistung aller Vergleichsnummern finden Sie im Anhang.
 Attention: The articles are only valid as replacement for the listed OE-numbers. In the column "Ref." only a selection of OE-No. is given. The complete listing you can see in the appendix. (151)



























MERCEDES-BENZ

1844							
1844 AK,LAK 1844 F	655.337		$\frac{\circ}{\circ}$	310 772		002 323 72 00 002 323 73 00 003 323 97 00 004 323 44 00 004 323 97 00 004 323 98 00 006 323 07 00	
			$\frac{1}{1}$	106 861		003 326 23 00 003 326 24 00 003 326 43 00 003 326 82 00 005 326 31 00 621 326 00 00 646 326 00 00	
1844 K	655.138		$\frac{\circ}{\circ}$	310 802		005 323 40 00 005 323 41 00	
			$\frac{1}{1}$	106 220		003 326 21 00 003 326 22 00 003 326 42 00 004 326 47 00 620 326 00 00 645 320 00 31 645 326 00 00	
1844 L, 1844 LS	655.434 655.436/437		$\frac{\circ}{\circ}$	310 802		005 323 40 00 005 323 41 00	
			$\frac{\circ}{\circ}$	106 887 (x4)	->Chass. 5922798	004 326 23 00 004 326 24 00 004 326 43 00	
		$\frac{\circ}{\circ}$	124 882 (x4)	Chass. 5922799->	004 326 64 00 004 326 65 00		
1844 LS	655.533 655.583		$\frac{\circ}{\circ}$	310 803	->Chass. K062945	003 323 71 00 003 323 72 00 004 323 01 00 004 323 46 00 006 323 08 00	
		$\frac{\circ}{\circ}$	310 789	Chass. K062946->	003 323 32 00 003 323 33 00 004 323 92 00 006 323 09 00		
			$\frac{\circ}{\circ}$	310 793 (x4)		002 326 62 00 002 326 63 00 003 326 85 00 005 326 20 00	

Achtung: Unsere Artikel sind nur als Ersatz für die angegebenen OE-Nummern gültig. In der Spalte "Ref." ist lediglich ein Teil der OE-Nummern aufgeführt. Die vollständige Auflistung aller Vergleichsnummern finden Sie im Anhang.
 Attention: The articles are only valid as replacement for the listed OE-numbers. In the column "Ref." only a selection of OE-No. is given. The complete listing you can see in the appendix. (151)

		Baumuster Model						Ref.
--	--	--------------------	---	---	---	--	---	------











MERCEDES-BENZ

1844								
1844 S,1844 LS	07.87 - 09.96	655.190/191			310 803	->Chass. K 083473		003 323 71 00 003 323 72 00 004 323 01 00 004 323 46 00 006 323 08 00
					310 789	Chass. K 083474->		003 323 32 00 003 323 33 00 004 323 92 00 006 323 09 00
					310 801			002 326 88 00 002 326 89 00 003 326 44 00
		655.590/591			310 803	->Chass. K083162		003 323 71 00 003 323 72 00 004 323 01 00 004 323 46 00 006 323 08 00
					310 789	Chass. K083163->		003 323 32 00 003 323 33 00 004 323 92 00 006 323 09 00
					310 793 (x4)			002 326 62 00 002 326 63 00 003 326 85 00 005 326 20 00
1850								
1850,1850 L	07.87 - 09.96	655.096			310 802			005 323 40 00 005 323 41 00
						106 220		
		655.494 655.496			310 802 HD●	Chass. 5922799->		005 323 40 00 005 323 41 00
					310 789			003 323 32 00 003 323 33 00 004 323 92 00 006 323 09 00
					106 887 (x4)	->Chass. 5922798		004 326 23 00 004 326 24 00 004 326 43 00
					124 882 (x4)			004 326 64 00 004 326 65 00
1850 AK		655.337			310 772			002 323 72 00 002 323 73 00 003 323 97 00 004 323 44 00 004 323 97 00 004 323 98 00 006 323 07 00
						106 861		

Achtung: Unsere Artikel sind nur als Ersatz für die angegebenen OE-Nummern gültig. In der Spalte "Ref." ist lediglich ein Teil der OE-Nummern aufgeführt. Die vollständige Auflistung aller Vergleichsnummern finden Sie im Anhang.
 Attention: The articles are only valid as replacement for the listed OE-numbers. In the column "Ref." only a selection of OE-No. is given. The complete listing you can see in the appendix. (151)

		Baumuster Model						Ref.
--	--	--------------------	---	---	---	--	---	------












MERCEDES-BENZ

1850								
1850 K		655.138		$\frac{\circ}{\circ}$	310 802			005 323 40 00 005 323 41 00
				$\frac{1}{1}$	106 220			003 326 21 00 003 326 22 00 003 326 42 00 004 326 47 00 620 326 00 00 645 320 00 31 645 326 00 00
1850 S		655.132/182/ 183		$\frac{\circ}{\circ}$	310 789	Chass. K 083474->		003 323 32 00 003 323 33 00 004 323 92 00 006 323 09 00
				$\frac{\circ}{\circ}$	310 801	Chass. K 083474->		002 326 88 00 002 326 89 00 003 326 44 00
		655.133		$\frac{\circ}{\circ}$	310 803	->Chass. K 063075		003 323 71 00 003 323 72 00 004 323 01 00 004 323 46 00 006 323 08 00
				$\frac{\circ}{\circ}$	310 789	Chass. K 063076->		003 323 32 00 003 323 33 00 004 323 92 00 006 323 09 00
				$\frac{\circ}{\circ}$	310 801			002 326 88 00 002 326 89 00 003 326 44 00
				$\frac{\circ}{\circ}$				
1850 S,1850 LS	07.87 - 09.96	655.192/193		$\frac{\circ}{\circ}$	310 803	->Chass. K 083473		003 323 71 00 003 323 72 00 004 323 01 00 004 323 46 00 006 323 08 00
				$\frac{\circ}{\circ}$	310 789	Chass. K 083474->		003 323 32 00 003 323 33 00 004 323 92 00 006 323 09 00
				$\frac{\circ}{\circ}$	310 801			002 326 88 00 002 326 89 00 003 326 44 00
		655.592/593		$\frac{\circ}{\circ}$	310 803	->Chass. K083162		003 323 71 00 003 323 72 00 004 323 01 00 004 323 46 00 006 323 08 00
				$\frac{\circ}{\circ}$	310 789	Chass. K083163->		003 323 32 00 003 323 33 00 004 323 92 00 006 323 09 00
				$\frac{\circ}{\circ}$	310 793 (x4)			002 326 62 00 002 326 63 00 003 326 85 00 005 326 20 00

Achtung: Unsere Artikel sind nur als Ersatz für die angegebenen OE-Nummern gültig. In der Spalte "Ref." ist lediglich ein Teil der OE-Nummern aufgeführt. Die vollständige Auflistung aller Vergleichsnummern finden Sie im Anhang.
 Attention: The articles are only valid as replacement for the listed OE-numbers. In the column "Ref." only a selection of OE-No. is given. The complete listing you can see in the appendix. (151)

		Baumuster Model						Ref.
--	---	--------------------	---	---	---	---	---	------













MERCEDES-BENZ

1853								
1853 AK	01.96 - 09.96	655.337		$\frac{\circ}{\circ}$	310 772			002 323 72 00 002 323 73 00 003 323 97 00 004 323 44 00 004 323 97 00 004 323 98 00 006 323 07 00
				$\frac{1}{T}$	106 861			003 326 23 00 003 326 24 00 003 326 43 00 003 326 82 00 005 326 31 00 621 326 00 00 646 326 00 00
1853 LS 1853 S,1853 LS	01.96 - 07.87 - 09.96	655.593		$\frac{\circ}{\circ}$	310 803	->Chass. K083162		003 323 71 00 003 323 72 00 004 323 01 00 004 323 46 00 006 323 08 00
				$\frac{\circ}{\circ}$	310 789	Chass. K083163->		003 323 32 00 003 323 33 00 004 323 92 00 006 323 09 00
				$\frac{\circ}{\circ}$	310 793			002 326 62 00 002 326 63 00 003 326 85 00 005 326 20 00
1919								
1919	05.74 - 08.82	389.009 389.006-008		$\frac{\circ}{\circ}$	310 798			002 323 58 00 002 323 59 00 002 326 95 00 003 326 02 00 003 326 77 00 004 323 00 00 004 323 45 00
1919 AK	05.74 - 08.82	389.134		$\frac{\circ}{\circ}$	310 772			002 323 72 00 002 323 73 00 003 323 97 00 004 323 44 00 004 323 97 00 004 323 98 00 006 323 07 00
				$\frac{1}{T}$	101 076			002 326 12 00 002 326 14 00 387 326 01 00
1919 K	05.74 - 08.82	389.034		$\frac{\circ}{\circ}$	310 772			002 323 72 00 002 323 73 00 003 323 97 00 004 323 44 00 004 323 97 00 004 323 98 00 006 323 07 00
				$\frac{1}{T}$	112 026			002 326 11 00 002 326 13 00 003 326 83 00 387 326 00 00
1919 S	05.74 - 08.82	389.002/003		$\frac{\circ}{\circ}$	310 798			002 323 58 00 002 323 59 00 002 326 95 00 003 326 02 00 003 326 77 00 004 323 00 00 004 323 45 00
				$\frac{1}{T}$	101 242			002 326 29 00 002 326 35 00 391 326 01 00

Achtung: Unsere Artikel sind nur als Ersatz für die angegebenen OE-Nummern gültig. In der Spalte "Ref." ist lediglich ein Teil der OE-Nummern aufgeführt. Die vollständige Auflistung aller Vergleichsnummern finden Sie im Anhang.
 Attention: The articles are only valid as replacement for the listed OE-numbers. In the column "Ref." only a selection of OE-No. is given. The complete listing you can see in the appendix. (151)

		Baumuster Model						Ref.
--	--	--------------------	---	---	---	--	---	------





















MERCEDES-BENZ

1920								
1920 LU		699.004		$\frac{\circ}{\circ}$	310 801	->Chass. 5587351		002 326 88 00 002 326 89 00 003 326 44 00
				$\frac{\circ}{\circ}$	310 801	->Chass. 5587351		002 326 88 00 002 326 89 00 003 326 44 00
1921								
1921 L,LK	01.69 -	349.313 349.311		$\frac{\circ}{\circ}$	310 779			002 323 15 00 002 323 53 00 004 323 43 00 004 323 61 00
1922								
1922		389.016-019 656.106		$\frac{\circ}{\circ}$	310 798			002 323 58 00 002 323 59 00 002 326 95 00 003 326 02 00 003 326 77 00 004 323 00 00 004 323 45 00
1922, 159 kW	10.81 - 10.90	621.006 621.005 621.008 621.007		$\frac{\circ}{\circ}$	310 789			003 323 32 00 003 323 33 00 004 323 92 00 006 323 09 00
				$\frac{\circ}{\circ}$	310 802 HD●		005 323 40 00 005 323 41 00	
				$\frac{1}{T}$	106 861		003 326 23 00 003 326 24 00 003 326 43 00 003 326 82 00 005 326 31 00 621 326 00 00 646 326 00 00	
1922, 160-165 kW	05.89 - 08.94	656.005/006 656.008/009		$\frac{\circ}{\circ}$	310 802			005 323 40 00 005 323 41 00
				$\frac{1}{T}$	106 861		003 326 23 00 003 326 24 00 003 326 43 00 003 326 82 00 005 326 31 00 621 326 00 00 646 326 00 00	
1922 AK, 159 kW 1922 AK, 160-165 kW	10.81 - 03.91 08.89 - 08.94	621.307 621.306 656.306/307		$\frac{\circ}{\circ}$	310 772			002 323 72 00 002 323 73 00 003 323 97 00 004 323 44 00 004 323 97 00 004 323 98 00 006 323 07 00
				$\frac{1}{T}$	101 076		002 326 12 00 002 326 14 00 387 326 01 00	
1922 K, 159 kW 1922 K, 160-165 kW	10.81 - 03.91 05.89 - 08.94	621.106 656.107 621.107 656.106		$\frac{\circ}{\circ}$	310 772			002 323 72 00 002 323 73 00 003 323 97 00 004 323 44 00 004 323 97 00 004 323 98 00 006 323 07 00
				$\frac{1}{T}$	112 026		002 326 11 00 002 326 13 00 003 326 83 00 387 326 00 00	

Achtung: Unsere Artikel sind nur als Ersatz für die angegebenen OE-Nummern gültig. In der Spalte "Ref." ist lediglich ein Teil der OE-Nummern aufgeführt. Die vollständige Auflistung aller Vergleichsnummern finden Sie im Anhang.
 Attention: The articles are only valid as replacement for the listed OE-numbers. In the column "Ref." only a selection of OE-No. is given. The complete listing you can see in the appendix. (151)

		Baumuster Model						Ref.
--	---	--------------------	---	---	---	---	---	------

MERCEDES-BENZ












1922								
1922 S, 159 kW	10.81 - 03.91	621.102 621.101			310 789	->Chass. 4866170		003 323 32 00 003 323 33 00 004 323 92 00 006 323 09 00
					310 803	Chass. 4866171->		003 323 71 00 003 323 72 00 004 323 01 00 004 323 46 00 006 323 08 00
					310 801			002 326 88 00 002 326 89 00 003 326 44 00
1922 S, 160-165 kW	05.89 - 08.94	656.102 656.101			310 772			002 323 72 00 002 323 73 00 003 323 97 00 004 323 44 00 004 323 97 00 004 323 98 00 006 323 07 00
							310 798	
1924								
1924		389			310 798			002 323 58 00 002 323 59 00 002 326 95 00 003 326 02 00 003 326 77 00 004 323 00 00 004 323 45 00
							101 243	Sonderausführung / Special design
1924 K		389			310 772			002 323 72 00 002 323 73 00 003 323 97 00 004 323 44 00 004 323 97 00 004 323 98 00 006 323 07 00
							112 026	
1924 L,LK,LA 1924 LAK		346.324 346.112 346.312 346.113 346.323 346.311			310 779			002 323 15 00 002 323 53 00 004 323 43 00 004 323 61 00
1924 LS,LAS		346.114 346.314 346.313			310 777			002 323 16 00 002 323 54 00 004 323 49 00

Achtung: Unsere Artikel sind nur als Ersatz für die angegebenen OE-Nummern gültig. In der Spalte "Ref." ist lediglich ein Teil der OE-Nummern aufgeführt. Die vollständige Auflistung aller Vergleichsnummern finden Sie im Anhang.

Attention: The articles are only valid as replacement for the listed OE-numbers. In the column "Ref." only a selection of OE-No. is given. The complete listing you can see in the appendix. (151)

		Baumuster Model						Ref.
--	--	--------------------	---	---	---	--	---	------











MERCEDES-BENZ

1926								
1926		652.046		$\frac{\circ}{\circ}$	131 431	für Fahrzeuge mit verstärkter Vorderfeder / for vehicles with reinforced front spring	(115)	005 323 60 00 005 323 65 00
					310 795			003 323 65 00 003 323 66 00 004 323 34 00 004 323 67 00
				$\frac{1}{\circ}$	106 757			003 326 14 00 003 326 15 00 004 326 68 00 004 326 69 00 006 326 63 00 617 326 00 00 652 320 00 31
1926	05.74 - 12.80	389.016-019		$\frac{\circ}{\circ}$	310 798			002 323 58 00 002 323 59 00 002 326 95 00 003 326 02 00 003 326 77 00 004 323 00 00 004 323 45 00
1926 A	05.74 - 12.80	389.115/116		$\frac{\circ}{\circ}$	310 798			002 323 58 00 002 323 59 00 002 326 95 00 003 326 02 00 003 326 77 00 004 323 00 00 004 323 45 00
						$\frac{1}{T}$	101 243 ∞	
1926 AK	08.73 - 12.80	389.144		$\frac{\circ}{\circ}$	310 772			002 323 72 00 002 323 73 00 003 323 97 00 004 323 44 00 004 323 97 00 004 323 98 00 006 323 07 00
						$\frac{1}{T}$	101 076	
1926 AS	05.74 - 12.80	389.112		$\frac{\circ}{\circ}$	310 798			002 323 58 00 002 323 59 00 002 326 95 00 003 326 02 00 003 326 77 00 004 323 00 00 004 323 45 00
						$\frac{1}{T}$	101 243	
1926 K	08.73 - 12.80	389.044 389.043		$\frac{\circ}{\circ}$	310 772			002 323 72 00 002 323 73 00 003 323 97 00 004 323 44 00 004 323 97 00 004 323 98 00 006 323 07 00
						$\frac{1}{T}$	112 026	

Achtung: Unsere Artikel sind nur als Ersatz für die angegebenen OE-Nummern gültig. In der Spalte "Ref." ist lediglich ein Teil der OE-Nummern aufgeführt. Die vollständige Auflistung aller Vergleichsnummern finden Sie im Anhang.
Attention: The articles are only valid as replacement for the listed OE-numbers. In the column "Ref." only a selection of OE-No. is given. The complete listing you can see in the appendix. (151)

		Baumuster Model						Ref.
--	--	--------------------	---	---	---	--	---	------












MERCEDES-BENZ

1926								
1926 S,1926 LS	08.73 - 09.96	389.012-014		$\frac{\circ}{\circ}$	310 798			002 323 58 00 002 323 59 00 002 326 95 00 003 326 02 00 003 326 77 00 004 323 00 00 004 323 45 00
				$\frac{1}{T}$	101 242			002 326 29 00 002 326 35 00 391 326 01 00
		389.213		$\frac{\circ}{\circ}$	310 798			002 323 58 00 002 323 59 00 002 326 95 00 003 326 02 00 003 326 77 00 004 323 00 00 004 323 45 00
				$\frac{1}{T}$	101 242			002 326 29 00 002 326 35 00 391 326 01 00
			$\frac{\circ}{\circ}$	101 323 (x4)				002 326 50 00 002 326 55 00 003 326 74 00
1928								
1928,1928 L	08.73 - 09.96	621.015-017 621.066		$\frac{\circ}{\circ}$	310 789			003 323 32 00 003 323 33 00 004 323 92 00 006 323 09 00
			$\frac{\circ}{\circ}$	310 802 HD●			005 323 40 00 005 323 41 00	
				$\frac{1}{T}$	106 861			003 326 23 00 003 326 24 00 003 326 43 00 003 326 82 00 005 326 31 00 621 326 00 00 646 326 00 00
		621.416 621.466		$\frac{\circ}{\circ}$	310 789			003 323 32 00 003 323 33 00 004 323 92 00 006 323 09 00
			$\frac{\circ}{\circ}$	310 802 HD●				005 323 40 00 005 323 41 00
				$\frac{\circ}{\circ}$	106 887 (x4)			004 326 23 00 004 326 24 00 004 326 43 00
1928 A	01.80 - 03.91	621.215 621.214		$\frac{\circ}{\circ}$	106 860	Sonderausführung / Special design	(98)	003 323 30 00 003 323 31 00 003 323 34 00 004 323 47 00
					310 798			002 323 58 00 002 323 59 00 002 326 95 00 003 326 02 00 003 326 77 00 004 323 00 00 004 323 45 00
			$\frac{1}{T}$	101 243			002 326 30 00 002 326 36 00 387 326 02 00 387 326 03 00	

Achtung: Unsere Artikel sind nur als Ersatz für die angegebenen OE-Nummern gültig. In der Spalte "Ref." ist lediglich ein Teil der OE-Nummern aufgeführt. Die vollständige Auflistung aller Vergleichsnummern finden Sie im Anhang.
 Attention: The articles are only valid as replacement for the listed OE-numbers. In the column "Ref." only a selection of OE-No. is given. The complete listing you can see in the appendix. (151)

		Baumuster Model						Ref.
--	---	--------------------	---	---	---	---	---	------













MERCEDES-BENZ

1928									
1928 AK	01.80 - 03.91	621.317 621.316		$\frac{\circ}{\circ}$	310 772			002 323 72 00 002 323 73 00 003 323 97 00 004 323 44 00 004 323 97 00 004 323 98 00 006 323 07 00	
				$\frac{1}{T}$	101 076			002 326 12 00 002 326 14 00 387 326 01 00	
1928 AS	01.80 - 03.91	621.312		$\frac{\circ}{\circ}$	310 798			002 323 58 00 002 323 59 00 002 326 95 00 003 326 02 00 003 326 77 00 004 323 00 00 004 323 45 00	
				$\frac{\circ}{\circ}$	310 798			002 323 58 00 002 323 59 00 002 326 95 00 003 326 02 00 003 326 77 00 004 323 00 00 004 323 45 00	
1928 K	01.80 - 03.91	621.116/117		$\frac{\circ}{\circ}$	310 772			002 323 72 00 002 323 73 00 003 323 97 00 004 323 44 00 004 323 97 00 004 323 98 00 006 323 07 00	
				$\frac{1}{T}$	112 026			002 326 11 00 002 326 13 00 003 326 83 00 387 326 00 00	
1928 LK		346		$\frac{\circ}{\circ}$	310 779			002 323 15 00 002 323 53 00 004 323 43 00 004 323 61 00	
1928 S,1928 LS	08.73 - 09.96	621.111-113 621.162/163		$\frac{\circ}{\circ}$	310 789	->Chass. 4866170		003 323 32 00 003 323 33 00 004 323 92 00 006 323 09 00	
				$\frac{\circ}{\circ}$	310 803	Chass. 4866171->		003 323 71 00 003 323 72 00 004 323 01 00 004 323 46 00 006 323 08 00	
				$\frac{\circ}{\circ}$	310 801			002 326 88 00 002 326 89 00 003 326 44 00	
			621.511/512 621.562		$\frac{\circ}{\circ}$	310 789	->Chass. 4866170		003 323 32 00 003 323 33 00 004 323 92 00 006 323 09 00
				$\frac{\circ}{\circ}$	310 802 HD●	->Chass. 4866170		005 323 40 00 005 323 41 00	
				$\frac{\circ}{\circ}$	310 803	Chass. 4866171->		003 323 71 00 003 323 72 00 004 323 01 00 004 323 46 00 006 323 08 00	
					$\frac{\circ}{\circ}$	310 793 (x4)			002 326 62 00 002 326 63 00 003 326 85 00 005 326 20 00

Achtung: Unsere Artikel sind nur als Ersatz für die angegebenen OE-Nummern gültig. In der Spalte "Ref." ist lediglich ein Teil der OE-Nummern aufgeführt. Die vollständige Auflistung aller Vergleichsnummern finden Sie im Anhang.
 Attention: The articles are only valid as replacement for the listed OE-numbers. In the column "Ref." only a selection of OE-No. is given. The complete listing you can see in the appendix. (151)

		Baumuster Model						Ref.
--	--	--------------------	---	---	---	--	---	------

MERCEDES-BENZ











1929								
1929,1929 L	07.87 - 09.96	656.015/016 656.018		$\frac{\circ}{\circ}$	310 802		005 323 40 00 005 323 41 00	
				$\frac{1}{T}$	106 861		003 326 23 00 003 326 24 00 003 326 43 00 003 326 82 00 005 326 31 00 621 326 00 00 646 326 00 00	
		656.416		$\frac{\circ}{\circ}$	310 789		003 323 32 00 003 323 33 00 004 323 92 00 006 323 09 00	
				$\frac{\circ}{\circ}$	310 802 HD●		005 323 40 00 005 323 41 00	
				$\frac{\circ}{\circ}$	106 887 (x4)		004 326 23 00 004 326 24 00 004 326 43 00	
1929 A, 210-218 kW 1929 A, 269 kW 1929 A, 340 kW	07.88 - 08.94 07.88 - 09.93 07.88 - 08.94	656.214/215		$\frac{\circ}{\circ}$	310 789		003 323 32 00 003 323 33 00 004 323 92 00 006 323 09 00	
				$\frac{\circ}{\circ}$	310 802 HD●		005 323 40 00 005 323 41 00	
				$\frac{1}{T}$	106 861		003 326 23 00 003 326 24 00 003 326 43 00 003 326 82 00 005 326 31 00 621 326 00 00 646 326 00 00	
1929 AK	07.88 - 08.94	656.316/317		$\frac{\circ}{\circ}$	310 772		002 323 72 00 002 323 73 00 003 323 97 00 004 323 44 00 004 323 97 00 004 323 98 00 006 323 07 00	
				$\frac{1}{T}$	101 076		002 326 12 00 002 326 14 00 387 326 01 00	
1929 AS		656.312		$\frac{\circ}{\circ}$	310 789		003 323 32 00 003 323 33 00 004 323 92 00 006 323 09 00	
				$\frac{\circ}{\circ}$	310 802 HD●		005 323 40 00 005 323 41 00	
				$\frac{\circ}{\circ}$	310 798		002 323 58 00 002 323 59 00 002 326 95 00 003 326 02 00 003 326 77 00 004 323 00 00 004 323 45 00	
1929 K	07.88 - 08.94	656.117 656.116		$\frac{\circ}{\circ}$	310 772		002 323 72 00 002 323 73 00 003 323 97 00 004 323 44 00 004 323 97 00 004 323 98 00 006 323 07 00	
				$\frac{1}{T}$	112 026		002 326 11 00 002 326 13 00 003 326 83 00 387 326 00 00	

Achtung: Unsere Artikel sind nur als Ersatz für die angegebenen OE-Nummern gültig. In der Spalte "Ref." ist lediglich ein Teil der OE-Nummern aufgeführt. Die vollständige Auflistung aller Vergleichsnummern finden Sie im Anhang.

Attention: The articles are only valid as replacement for the listed OE-numbers. In the column "Ref." only a selection of OE-No. is given. The complete listing you can see in the appendix. (151)

		Baumuster Model						Ref.
--	---	--------------------	---	---	---	---	---	------




















MERCEDES-BENZ

1929								
1929 S	07.88 - 08.94	656.112/113		$\frac{\circ}{\circ}$	310 772			002 323 72 00 002 323 73 00 003 323 97 00 004 323 44 00 004 323 97 00 004 323 98 00 006 323 07 00
				$\frac{\circ}{\circ}$	310 798			002 323 58 00 002 323 59 00 002 326 95 00 003 326 02 00 003 326 77 00 004 323 00 00 004 323 45 00
1932								
1932 1932 AS	05.74 - 03.83 05.74 - 12.82	389.026/027 389.124 389.122		$\frac{\circ}{\circ}$	310 798			002 323 58 00 002 323 59 00 002 326 95 00 003 326 02 00 003 326 77 00 004 323 00 00 004 323 45 00
				$\frac{1}{T}$	101 243			002 326 30 00 002 326 36 00 387 326 02 00 387 326 03 00
1932 A	05.74 - 03.83	389.125		$\frac{\circ}{\circ}$	310 798			002 323 58 00 002 323 59 00 002 326 95 00 003 326 02 00 003 326 77 00 004 323 00 00 004 323 45 00
				$\frac{1}{T}$	101 243	Sonderausführung / Special design	(98)	002 326 30 00 002 326 36 00 387 326 02 00 387 326 03 00
1932 AK	08.73 - 09.83	389.154		$\frac{\circ}{\circ}$	310 772			002 323 72 00 002 323 73 00 003 323 97 00 004 323 44 00 004 323 97 00 004 323 98 00 006 323 07 00
				$\frac{1}{T}$	101 076			002 326 12 00 002 326 14 00 387 326 01 00
1932 K	08.73 - 08.82	389.053/054		$\frac{\circ}{\circ}$	310 772			002 323 72 00 002 323 73 00 003 323 97 00 004 323 44 00 004 323 97 00 004 323 98 00 006 323 07 00
				$\frac{1}{T}$	112 026			002 326 11 00 002 326 13 00 003 326 83 00 387 326 00 00

Achtung: Unsere Artikel sind nur als Ersatz für die angegebenen OE-Nummern gültig. In der Spalte "Ref." ist lediglich ein Teil der OE-Nummern aufgeführt. Die vollständige Auflistung aller Vergleichsnummern finden Sie im Anhang.
 Attention: The articles are only valid as replacement for the listed OE-numbers. In the column "Ref." only a selection of OE-No. is given. The complete listing you can see in the appendix. (151)

		Baumuster Model						Ref.
--	---	--------------------	---	---	---	---	---	------

























MERCEDES-BENZ

1932									
1932 S,1932 LS	08.73 - 09.96	389			310 798			002 323 58 00 002 323 59 00 002 326 95 00 003 326 02 00 003 326 77 00 004 323 00 00 004 323 45 00	
					101 242			002 326 29 00 002 326 35 00 391 326 01 00	
						112 025 			001 323 75 00 002 323 38 00 002 326 94 00 003 326 32 00 003 326 76 00 004 323 74 00
		389.223				310 798			002 323 58 00 002 323 59 00 002 326 95 00 003 326 02 00 003 326 77 00 004 323 00 00 004 323 45 00
					101 323 (x4)			002 326 50 00 002 326 55 00 003 326 74 00	
1933									
1933	11.80 - 03.91	621.046/047			310 789			003 323 32 00 003 323 33 00 004 323 92 00 006 323 09 00	
					310 802 HD●			005 323 40 00 005 323 41 00	
						106 861			003 326 23 00 003 326 24 00 003 326 43 00 003 326 82 00 005 326 31 00 621 326 00 00 646 326 00 00
		621.096/097				310 803			003 323 71 00 003 323 72 00 004 323 01 00 004 323 46 00 006 323 08 00
					106 861			003 326 23 00 003 326 24 00 003 326 43 00 003 326 82 00 005 326 31 00 621 326 00 00 646 326 00 00	

Achtung: Unsere Artikel sind nur als Ersatz für die angegebenen OE-Nummern gültig. In der Spalte "Ref." ist lediglich ein Teil der OE-Nummern aufgeführt. Die vollständige Auflistung aller Vergleichsnummern finden Sie im Anhang.
 Attention: The articles are only valid as replacement for the listed OE-numbers. In the column "Ref." only a selection of OE-No. is given. The complete listing you can see in the appendix. (151)

		Baumuster Model						Ref.
--	--	--------------------	---	---	---	--	---	------





















MERCEDES-BENZ

1933										
1933 S,1933 LS	08.73 - 09.96	621.142			310 789			003 323 32 00 003 323 33 00 004 323 92 00 006 323 09 00		
					310 802 HD●			005 323 40 00 005 323 41 00		
					310 801			002 326 88 00 002 326 89 00 003 326 44 00		
		621.192				310 789	->Chass. 4866170		003 323 32 00 003 323 33 00 004 323 92 00 006 323 09 00	
						310 802 HD●	->Chass. 4866170		005 323 40 00 005 323 41 00	
					310 803	Chass. 4866171->		003 323 71 00 003 323 72 00 004 323 01 00 004 323 46 00 006 323 08 00		
	621.542/543 621.592				310 801			002 326 88 00 002 326 89 00 003 326 44 00		
					310 789	->Chass. 4866170		003 323 32 00 003 323 33 00 004 323 92 00 006 323 09 00		
					310 803	Chass. 4866171->		003 323 71 00 003 323 72 00 004 323 01 00 004 323 46 00 006 323 08 00		
					101 323 (x4)	->Chass. 4866170		002 326 50 00 002 326 55 00 003 326 74 00		
					310 793 (x4)	Chass. 4866171->		002 326 62 00 002 326 63 00 003 326 85 00 005 326 20 00		
	1935									
1935, 260 kW	02.86 - 09.89	646.025-027			310 789			003 323 32 00 003 323 33 00 004 323 92 00 006 323 09 00		
					310 802 HD●			005 323 40 00 005 323 41 00		
					1	1	106 861			003 326 23 00 003 326 24 00 003 326 43 00 003 326 82 00 005 326 31 00 621 326 00 00 646 326 00 00
							310 803			003 323 71 00 003 323 72 00 004 323 01 00 004 323 46 00 006 323 08 00
			646.074 646.076/077				106 861			003 326 23 00 003 326 24 00 003 326 43 00 003 326 82 00 005 326 31 00 621 326 00 00 646 326 00 00
							310 803			003 323 71 00 003 323 72 00 004 323 01 00 004 323 46 00 006 323 08 00

Achtung: Unsere Artikel sind nur als Ersatz für die angegebenen OE-Nummern gültig. In der Spalte "Ref." ist lediglich ein Teil der OE-Nummern aufgeführt. Die vollständige Auflistung aller Vergleichsnummern finden Sie im Anhang.
 Attention: The articles are only valid as replacement for the listed OE-numbers. In the column "Ref." only a selection of OE-No. is given. The complete listing you can see in the appendix. (151)

		Baumuster Model						Ref.
--	--	--------------------	---	---	---	--	---	------
























MERCEDES-BENZ

1935								
1935, 260-269 kW	05.89 - 08.94	656.024-026 656.028 656.074 656.076 656.078			310 789			003 323 32 00 003 323 33 00 004 323 92 00 006 323 09 00
					310 802 HD●			005 323 40 00 005 323 41 00
					106 861			003 326 23 00 003 326 24 00 003 326 43 00 003 326 82 00 005 326 31 00 621 326 00 00 646 326 00 00
1935 AK, 250-269 kW	05.89 - 08.94	656.327			310 772			002 323 72 00 002 323 73 00 003 323 97 00 004 323 44 00 004 323 97 00 004 323 98 00 006 323 07 00
							101 076	
1935 AK, 260-269 kW	09.87 - 03.91	646.322			310 798			002 323 58 00 002 323 59 00 002 326 95 00 003 326 02 00 003 326 77 00 004 323 00 00 004 323 45 00
							310 798	
		646.327			310 772			002 323 72 00 002 323 73 00 003 323 97 00 004 323 44 00 004 323 97 00 004 323 98 00 006 323 07 00
							101 076	
1935 AS	05.89 - 08.94	656.322			310 789			003 323 32 00 003 323 33 00 004 323 92 00 006 323 09 00
							310 798	

Achtung: Unsere Artikel sind nur als Ersatz für die angegebenen OE-Nummern gültig. In der Spalte "Ref." ist lediglich ein Teil der OE-Nummern aufgeführt. Die vollständige Auflistung aller Vergleichsnummern finden Sie im Anhang.
 Attention: The articles are only valid as replacement for the listed OE-numbers. In the column "Ref." only a selection of OE-No. is given. The complete listing you can see in the appendix. (151)

		Baumuster Model						Ref.
--	--	--------------------	---	---	---	--	---	------











MERCEDES-BENZ

1935								
1935 K	05.89 - 08.94	656.127			310 772			002 323 72 00 002 323 73 00 003 323 97 00 004 323 44 00 004 323 97 00 004 323 98 00 006 323 07 00
					112 026			002 326 11 00 002 326 13 00 003 326 83 00 387 326 00 00
1935 L		645.476			310 806 \equiv			005 323 07 00
1935 S	05.89 - 08.94	656.122/123 656.172			310 772			002 323 72 00 002 323 73 00 003 323 97 00 004 323 44 00 004 323 97 00 004 323 98 00 006 323 07 00
					310 798			002 323 58 00 002 323 59 00 002 326 95 00 003 326 02 00 003 326 77 00 004 323 00 00 004 323 45 00
1935 S,1935 LS	08.73 - 09.96	646.121-123 646.172			310 803			003 323 71 00 003 323 72 00 004 323 01 00 004 323 46 00 006 323 08 00
					310 801			002 326 88 00 002 326 89 00 003 326 44 00
		646.522/523 646.572/573			310 803			003 323 71 00 003 323 72 00 004 323 01 00 004 323 46 00 006 323 08 00
					310 793 (x4)			002 326 62 00 002 326 63 00 003 326 85 00 005 326 20 00
1936								
1936	10.81 - 03.91	621.026 621.025 621.075			310 789			003 323 32 00 003 323 33 00 004 323 92 00 006 323 09 00
					310 802 HD●			005 323 40 00 005 323 41 00
					106 861			003 326 23 00 003 326 24 00 003 326 43 00 003 326 82 00 005 326 31 00 621 326 00 00 646 326 00 00

Achtung: Unsere Artikel sind nur als Ersatz für die angegebenen OE-Nummern gültig. In der Spalte "Ref." ist lediglich ein Teil der OE-Nummern aufgeführt. Die vollständige Auflistung aller Vergleichsnummern finden Sie im Anhang.
 Attention: The articles are only valid as replacement for the listed OE-numbers. In the column "Ref." only a selection of OE-No. is given. The complete listing you can see in the appendix. (151)

		Baumuster Model						Ref.
--	--	--------------------	---	---	---	--	---	------













MERCEDES-BENZ

1936								
1936 AK	10.81 - 03.91	621.327		$\frac{\circ}{\circ}$	310 772			002 323 72 00 002 323 73 00 003 323 97 00 004 323 44 00 004 323 97 00 004 323 98 00 006 323 07 00
				$\frac{I}{T}$	101 076			002 326 12 00 002 326 14 00 387 326 01 00
1936 AS	10.81 - 03.91	621.322		$\frac{\circ}{\circ}$	310 798			002 323 58 00 002 323 59 00 002 326 95 00 003 326 02 00 003 326 77 00 004 323 00 00 004 323 45 00
				$\frac{\circ}{\circ}$	310 798			002 323 58 00 002 323 59 00 002 326 95 00 003 326 02 00 003 326 77 00 004 323 00 00 004 323 45 00
1936 K	10.81 - 03.91	621.127		$\frac{\circ}{\circ}$	310 772			002 323 72 00 002 323 73 00 003 323 97 00 004 323 44 00 004 323 97 00 004 323 98 00 006 323 07 00
				$\frac{I}{T}$	112 026			002 326 11 00 002 326 13 00 003 326 83 00 387 326 00 00
1936 S,1936 LS	08.73 - 09.96	621.122/123		$\frac{\circ}{\circ}$	310 789	->Chass. 4866170		003 323 32 00 003 323 33 00 004 323 92 00 006 323 09 00
				$\frac{\circ}{\circ}$	310 802 HD●	->Chass. 4866170		005 323 40 00 005 323 41 00
				$\frac{\circ}{\circ}$	310 803	Chass. 4866171->		003 323 71 00 003 323 72 00 004 323 01 00 004 323 46 00 006 323 08 00
				$\frac{\circ}{\circ}$	310 801			002 326 88 00 002 326 89 00 003 326 44 00
		621.522		$\frac{\circ}{\circ}$	310 789	->Chass. 4866170		003 323 32 00 003 323 33 00 004 323 92 00 006 323 09 00
				$\frac{\circ}{\circ}$	310 802 HD●	->Chass. 4866170		005 323 40 00 005 323 41 00
				$\frac{\circ}{\circ}$	310 803	Chass. 4866171->		003 323 71 00 003 323 72 00 004 323 01 00 004 323 46 00 006 323 08 00
				$\frac{\circ}{\circ}$	310 793			002 326 62 00 002 326 63 00 003 326 85 00 005 326 20 00

Achtung: Unsere Artikel sind nur als Ersatz für die angegebenen OE-Nummern gültig. In der Spalte "Ref." ist lediglich ein Teil der OE-Nummern aufgeführt. Die vollständige Auflistung aller Vergleichsnummern finden Sie im Anhang.
 Attention: The articles are only valid as replacement for the listed OE-numbers. In the column "Ref." only a selection of OE-No. is given. The complete listing you can see in the appendix. (151)

		Baumuster Model						Ref.
--	--	--------------------	---	---	---	--	---	------
























MERCEDES-BENZ

1938								
1938	11.80 - 06.90	621.085/086		$\frac{\circ}{\circ}$	310 803			003 323 71 00 003 323 72 00 004 323 01 00 004 323 46 00 006 323 08 00
				$\frac{1}{1}$	106 861			003 326 23 00 003 326 24 00 003 326 43 00 003 326 82 00 005 326 31 00 621 326 00 00 646 326 00 00
1938 S,1938 LS	08.73 - 09.96	621.182		$\frac{\circ}{\circ}$	310 789	->Chass. 4866170		003 323 32 00 003 323 33 00 004 323 92 00 006 323 09 00
			$\frac{\circ}{\circ}$	310 802 HD●	->Chass. 4866170		005 323 40 00 005 323 41 00	
			$\frac{\circ}{\circ}$	310 803	Chass. 4866171->		003 323 71 00 003 323 72 00 004 323 01 00 004 323 46 00 006 323 08 00	
				$\frac{\circ}{\circ}$	310 801			002 326 88 00 002 326 89 00 003 326 44 00
		621.582/583		$\frac{\circ}{\circ}$	310 803	Chass. 4866171->		003 323 71 00 003 323 72 00 004 323 01 00 004 323 46 00 006 323 08 00
				$\frac{\circ}{\circ}$	310 793	Chass. 4866171->		002 326 62 00 002 326 63 00 003 326 85 00 005 326 20 00
1944								
1944	10.85 - 12.89	646.095/096		$\frac{\circ}{\circ}$	310 803			003 323 71 00 003 323 72 00 004 323 01 00 004 323 46 00 006 323 08 00
				$\frac{1}{1}$	106 861			003 326 23 00 003 326 24 00 003 326 43 00 003 326 82 00 005 326 31 00 621 326 00 00 646 326 00 00
1944 S,1944 LS	08.73 - 09.96	646.192/193		$\frac{\circ}{\circ}$	310 803			003 323 71 00 003 323 72 00 004 323 01 00 004 323 46 00 006 323 08 00
				$\frac{\circ}{\circ}$	310 801			002 326 88 00 002 326 89 00 003 326 44 00
		646.592/593		$\frac{\circ}{\circ}$	310 803			003 323 71 00 003 323 72 00 004 323 01 00 004 323 46 00 006 323 08 00
				$\frac{\circ}{\circ}$	310 793 (x4)			002 326 62 00 002 326 63 00 003 326 85 00 005 326 20 00

Achtung: Unsere Artikel sind nur als Ersatz für die angegebenen OE-Nummern gültig. In der Spalte "Ref." ist lediglich ein Teil der OE-Nummern aufgeführt. Die vollständige Auflistung aller Vergleichsnummern finden Sie im Anhang.
 Attention: The articles are only valid as replacement for the listed OE-numbers. In the column "Ref." only a selection of OE-No. is given. The complete listing you can see in the appendix. (151)

		Baumuster Model						Ref.
--	--	--------------------	---	---	---	--	---	------












MERCEDES-BENZ

1948								
1948	09.88 - 07.92	656.094-096			310 789			003 323 32 00 003 323 33 00 004 323 92 00 006 323 09 00
					310 802 HD●			005 323 40 00 005 323 41 00
					106 861			003 326 23 00 003 326 24 00 003 326 43 00 003 326 82 00 005 326 31 00 621 326 00 00 646 326 00 00
2024								
2024, 9600 ccm 2024, 10964 ccm	02.93 - 09.96	656.049			310 802			005 323 40 00 005 323 41 00
	01.94 - 09.96	656.048 656.045/046				106 861		
2024 AK, 9600 ccm 2024 AK, 10964 ccm	02.93 - 09.96	656.309			310 772			002 323 72 00 002 323 73 00 003 323 97 00 004 323 44 00 004 323 97 00 004 323 98 00 006 323 07 00
	01.94 - 09.96	656.307				101 076		
2024 K, 9600 ccm 2024 K, 10964 ccm	02.93 - 09.96	656.109			310 772			002 323 72 00 002 323 73 00 003 323 97 00 004 323 44 00 004 323 97 00 004 323 98 00 006 323 07 00
	01.94 - 09.96					112 026		
2025								
2025 S	08.83 - 03.91	619.211			106 754 ▲			003 323 98 00 003 323 99 00 004 323 57 00
2026								
2026 S	10.76 - 10.80	391.310			310 798 ●●			002 323 58 00 002 323 59 00 002 326 95 00 003 326 02 00 003 326 77 00 004 323 00 00 004 323 45 00
						101 242		

Achtung: Unsere Artikel sind nur als Ersatz für die angegebenen OE-Nummern gültig. In der Spalte "Ref." ist lediglich ein Teil der OE-Nummern aufgeführt. Die vollständige Auflistung aller Vergleichsnummern finden Sie im Anhang.
 Attention: The articles are only valid as replacement for the listed OE-numbers. In the column "Ref." only a selection of OE-No. is given. The complete listing you can see in the appendix. (151)

		Baumuster Model						Ref.
--	--	--------------------	---	---	---	--	---	------




































MERCEDES-BENZ

2028								
2028 LS	01.80 - 06.89	622.505 622.555		$\frac{\circ}{\circ}$	106 746 			003 326 25 00 003 326 26 00 003 326 48 00
				$\frac{\circ}{\circ}$	101 323 (x4)			002 326 50 00 002 326 55 00 003 326 74 00
2031								
2031	03.92 - 09.96	656.012 656.014 656.011		$\frac{\circ}{\circ}$	310 802			005 323 40 00 005 323 41 00
				$\frac{1}{T}$	106 861			003 326 23 00 003 326 24 00 003 326 43 00 003 326 82 00 005 326 31 00 621 326 00 00 646 326 00 00
2031 A, 230 kW, 9572 ccm 2031 A, 230 kW, 10964 ccm 2031 A, 280 kW, 12763 ccm 2031 A, 280 kW, 14618 ccm 2031 A, 320 kW	03.92 - 09.96	656.214 656.205		$\frac{\circ}{\circ}$	310 802	->Chass. K062718		005 323 40 00 005 323 41 00
	01.94 - 09.96		$\frac{\circ}{\circ}$	310 789	Chass. K062719->		003 323 32 00 003 323 33 00 004 323 92 00 006 323 09 00	
	03.92 - 09.96	656.214 656.205		$\frac{1}{T}$	106 861			003 326 23 00 003 326 24 00 003 326 43 00 003 326 82 00 005 326 31 00 621 326 00 00 646 326 00 00
	01.94 - 09.96		$\frac{\circ}{\circ}$	310 789	Chass. K062719->		003 323 32 00 003 323 33 00 004 323 92 00 006 323 09 00	
03.92 - 09.96	656.302		$\frac{\circ}{\circ}$	310 802	->Chass. K062718		005 323 40 00 005 323 41 00	
2031 AS	03.92 - 09.96	656.302		$\frac{\circ}{\circ}$	310 789	Chass. K062719->		003 323 32 00 003 323 33 00 004 323 92 00 006 323 09 00
				$\frac{\circ}{\circ}$	310 798			002 323 58 00 002 323 59 00 002 326 95 00 003 326 02 00 003 326 77 00 004 323 00 00 004 323 45 00
2031 S	03.92 - 09.96	656.142		$\frac{\circ}{\circ}$	310 772			002 323 72 00 002 323 73 00 003 323 97 00 004 323 44 00 004 323 97 00 004 323 98 00 006 323 07 00
				$\frac{\circ}{\circ}$	310 798			002 323 58 00 002 323 59 00 002 326 95 00 003 326 02 00 003 326 77 00 004 323 00 00 004 323 45 00

Achtung: Unsere Artikel sind nur als Ersatz für die angegebenen OE-Nummern gültig. In der Spalte "Ref." ist lediglich ein Teil der OE-Nummern aufgeführt. Die vollständige Auflistung aller Vergleichsnummern finden Sie im Anhang.
Attention: The articles are only valid as replacement for the listed OE-numbers. In the column "Ref." only a selection of OE-No. is given. The complete listing you can see in the appendix. (151)

		Baumuster Model						Ref.
--	--	--------------------	---	---	---	--	---	------















MERCEDES-BENZ

2032								
2032 S	08.75 - 09.83	391.320			310 798 			002 323 58 00 002 323 59 00 002 326 95 00 003 326 02 00 003 326 77 00 004 323 00 00 004 323 45 00
					101 242			002 326 29 00 002 326 35 00 391 326 01 00
2033								
2033 LS	12.81 - 05.87	622.520 622.570			106 746 			003 326 25 00 003 326 26 00 003 326 48 00
					101 323 (x4)			002 326 50 00 002 326 55 00 003 326 74 00
2035								
2035 S		645.123			310 789			003 323 32 00 003 323 33 00 004 323 92 00 006 323 09 00
					310 802 HD 			005 323 40 00 005 323 41 00
					310 801			002 326 88 00 002 326 89 00 003 326 44 00
2035 S,2035 LS	08.73 - 09.96	647.110			106 746 			003 326 25 00 003 326 26 00 003 326 48 00
					310 801			002 326 88 00 002 326 89 00 003 326 44 00
		647.510 647.560			106 746 			003 326 25 00 003 326 26 00 003 326 48 00
					101 323 (x4)			002 326 50 00 002 326 55 00 003 326 74 00
2036								
2036 LS	03.84 - 03.91	622.510			106 746 			003 326 25 00 003 326 26 00 003 326 48 00
					101 323 (x4)			002 326 50 00 002 326 55 00 003 326 74 00
2038								
2038		655.532/533			310 803			003 323 71 00 003 323 72 00 004 323 01 00 004 323 46 00 006 323 08 00
					310 793			002 326 62 00 002 326 63 00 003 326 85 00 005 326 20 00

Achtung: Unsere Artikel sind nur als Ersatz für die angegebenen OE-Nummern gültig. In der Spalte "Ref." ist lediglich ein Teil der OE-Nummern aufgeführt. Die vollständige Auflistung aller Vergleichsnummern finden Sie im Anhang.
 Attention: The articles are only valid as replacement for the listed OE-numbers. In the column "Ref." only a selection of OE-No. is given. The complete listing you can see in the appendix. (151)

		Baumuster Model						Ref.
--	---	--------------------	---	---	---	---	---	------










MERCEDES-BENZ

2038								
2038, 280 kW, 12763 ccm	11.91 - 09.96	656.034 656.036			310 789			003 323 32 00 003 323 33 00 004 323 92 00 006 323 09 00
					310 802 HD●			005 323 40 00 005 323 41 00
2038, 280 kW, 14618 ccm	12.92 -	655.337			106 861			003 326 23 00 003 326 24 00 003 326 43 00 003 326 82 00 005 326 31 00 621 326 00 00 646 326 00 00
					310 772			002 323 72 00 002 323 73 00 003 323 97 00 004 323 44 00 004 323 97 00 004 323 98 00 006 323 07 00
2038 AS, 280 kW, 12763 ccm 2038 AS, 280 kW, 14618 ccm 2038 AS, 320 kW	12.92 - 09.96 01.94 - 09.96 12.92 - 09.96	656.332			310 802	->Chass. K062718		005 323 40 00 005 323 41 00
					310 789	Chass. K062719->		003 323 32 00 003 323 33 00 004 323 92 00 006 323 09 00
2038 L		655.434 655.437 655.490 655.436 655.484 655.486 655.494 655.492 655.487			310 798			002 323 58 00 002 323 59 00 002 326 95 00 003 326 02 00 003 326 77 00 004 323 00 00 004 323 45 00
					310 802			005 323 40 00 005 323 41 00
					124 882			004 326 64 00 004 326 65 00

Achtung: Unsere Artikel sind nur als Ersatz für die angegebenen OE-Nummern gültig. In der Spalte "Ref." ist lediglich ein Teil der OE-Nummern aufgeführt. Die vollständige Auflistung aller Vergleichsnummern finden Sie im Anhang.
Attention: The articles are only valid as replacement for the listed OE-numbers. In the column "Ref." only a selection of OE-No. is given. The complete listing you can see in the appendix. (151)

		Baumuster Model						Ref.
--	--	--------------------	---	---	---	--	---	------







MERCEDES-BENZ

2044								
2044	01.92 - 09.96	655.337		$\frac{\circ}{\circ}$	310 772			002 323 72 00 002 323 73 00 003 323 97 00 004 323 44 00 004 323 97 00 004 323 98 00 006 323 07 00
				$\frac{1}{1}$	106 861			003 326 23 00 003 326 24 00 003 326 43 00 003 326 82 00 005 326 31 00 621 326 00 00 646 326 00 00
		656.093 655.337 656.034 656.190 656.091/092		$\frac{\circ}{\circ}$	310 789			003 323 32 00 003 323 33 00 004 323 92 00 006 323 09 00
				$\frac{\circ}{\circ}$	310 802 HD●			005 323 40 00 005 323 41 00
				$\frac{1}{1}$	106 861			003 326 23 00 003 326 24 00 003 326 43 00 003 326 82 00 005 326 31 00 621 326 00 00 646 326 00 00
2050								
2050	01.91 - 09.96	656.094 656.096 656.095		$\frac{\circ}{\circ}$	310 802			005 323 40 00 005 323 41 00
				$\frac{1}{1}$	106 861			003 326 23 00 003 326 24 00 003 326 43 00 003 326 82 00 005 326 31 00 621 326 00 00 646 326 00 00
2050 S	01.91 - 09.96	656.192		$\frac{\circ}{\circ}$	310 772			002 323 72 00 002 323 73 00 003 323 97 00 004 323 44 00 004 323 97 00 004 323 98 00 006 323 07 00
				$\frac{\circ}{\circ}$	310 798			002 323 58 00 002 323 59 00 002 326 95 00 003 326 02 00 003 326 77 00 004 323 00 00 004 323 45 00
2219								
2219	06.76 - 01.87	385.372/373 385.375 385.377		$\frac{\circ}{\circ}$	112 871	Chass. 4448492->		001 323 68 00 002 323 76 00 002 323 79 00 002 323 84 00 004 323 33 00 004 323 71 00

Achtung: Unsere Artikel sind nur als Ersatz für die angegebenen OE-Nummern gültig. In der Spalte "Ref." ist lediglich ein Teil der OE-Nummern aufgeführt. Die vollständige Auflistung aller Vergleichsnummern finden Sie im Anhang.
 Attention: The articles are only valid as replacement for the listed OE-numbers. In the column "Ref." only a selection of OE-No. is given. The complete listing you can see in the appendix. (151)

		Baumuster Model						Ref.
--	--	--------------------	---	---	---	--	---	------








MERCEDES-BENZ

2219										
2219,2219 L	08.73 - 09.96	385		$\frac{1}{0}$	112 027			002 323 86 00 002 323 87 00 004 323 52 00 004 323 64 00		
				$\frac{1}{0}$	790 001			002 323 25 00 002 323 50 00 002 326 52 00 385 326 00 00		
				$\frac{1}{0}$	101 324 ▲●●			002 326 45 00 002 326 51 00		
		385.078/079		$\frac{1}{0}$	310 798 ●●			002 323 58 00 002 323 59 00 002 326 95 00 003 326 02 00 003 326 77 00 004 323 00 00 004 323 45 00		
						101 323 ●●			002 326 50 00 002 326 55 00 003 326 74 00	
						$\frac{1}{0}$	131 432 ●●	Chass. 4643313->		003 326 00 00 006 326 90 00 385 326 04 00
								$\frac{1}{0}$	106 946	
					385.322/323 385.325 385.328		$\frac{1}{0}$	131 432		003 326 00 00 006 326 90 00 385 326 04 00
									$\frac{1}{0}$	646 002 ▲●●
		385.523 385.525 385.528		$\frac{1}{0}$	790 001 (x4)●●		002 323 25 00 002 323 50 00 002 326 52 00 385 326 00 00			

Achtung: Unsere Artikel sind nur als Ersatz für die angegebenen OE-Nummern gültig. In der Spalte "Ref." ist lediglich ein Teil der OE-Nummern aufgeführt. Die vollständige Auflistung aller Vergleichsnummern finden Sie im Anhang.
 Attention: The articles are only valid as replacement for the listed OE-numbers. In the column "Ref." only a selection of OE-No. is given. The complete listing you can see in the appendix. (151)

		Baumuster Model						Ref.
--	--	--------------------	---	---	---	--	---	------








MERCEDES-BENZ

2219									
2219 C,2219 CL	08.73 - 09.96	619.011/012 619.014		$\frac{\circ}{\circ}$	112 027	Sonderausführung / Special design	(98)	002 323 86 00 002 323 87 00 004 323 52 00 004 323 64 00	
					310 795			003 323 65 00 003 323 66 00 004 323 34 00 004 323 67 00	
				$\frac{1}{\circ}$	131 432			003 326 00 00 006 326 90 00 385 326 04 00	
					$\frac{\circ}{\circ}$	646 002 ▲●●			002 326 74 00 002 326 76 00 003 326 11 00
		619.203/204			$\frac{\circ}{\circ}$	106 875 ●●			003 326 38 00 003 326 39 00 004 326 02 00
						$\frac{\circ}{\circ}$	106 871 ▲●●		
					$\frac{1}{\circ}$	106 946			002 326 46 00 002 326 47 00 003 326 45 00 003 326 92 00 006 326 64 00 385 326 01 00
		619.411/412 619.414			$\frac{\circ}{\circ}$	112 027	Sonderausführung / Special design	(98)	002 323 86 00 002 323 87 00 004 323 52 00 004 323 64 00
						310 795			003 323 65 00 003 323 66 00 004 323 34 00 004 323 67 00
	$\frac{1}{\circ}$			790 001 (x4) ●●			002 323 25 00 002 323 50 00 002 326 52 00 385 326 00 00		
2219 K 2219 KO	06.76 - 01.87 06.76 - 01.87	385.390-392		$\frac{\circ}{\circ}$	112 871	Chass. 4448492->		001 323 68 00 002 323 76 00 002 323 79 00 002 323 84 00 004 323 33 00 004 323 71 00	

Achtung: Unsere Artikel sind nur als Ersatz für die angegebenen OE-Nummern gültig. In der Spalte "Ref." ist lediglich ein Teil der OE-Nummern aufgeführt. Die vollständige Auflistung aller Vergleichsnummern finden Sie im Anhang.
 Attention: The articles are only valid as replacement for the listed OE-numbers. In the column "Ref." only a selection of OE-No. is given. The complete listing you can see in the appendix. (151)

		Baumuster Model						Ref.
--	--	--------------------	---	---	---	--	---	------


















MERCEDES-BENZ

2220									
2220,2220 L	08.73 - 09.96	619.011/012 619.014		$\frac{\circ}{\circ}$	112 027	Sonderausführung / Special design	(98)	002 323 86 00 002 323 87 00 004 323 52 00 004 323 64 00	
					310 795			003 323 65 00 003 323 66 00 004 323 34 00 004 323 67 00	
				$\frac{1}{\circ}$	131 432 ●●			003 326 00 00 006 326 90 00 385 326 04 00	
					$\frac{\circ}{\circ}$	646 002 ▲●●			002 326 74 00 002 326 76 00 003 326 11 00
			619.203/204		$\frac{\circ}{\circ}$	106 871 ▲			003 323 90 00 003 323 91 00 004 323 53 00 004 323 70 00 004 323 76 00
						106 875 ●●			003 326 38 00 003 326 39 00 004 326 02 00
				$\frac{1}{\circ}$	106 946			002 326 46 00 002 326 47 00 003 326 45 00 003 326 92 00 006 326 64 00 385 326 01 00	
					619.411/412 619.414		$\frac{\circ}{\circ}$	112 027	Sonderausführung / Special design
		310 795						003 323 65 00 003 323 66 00 004 323 34 00 004 323 67 00	
			$\frac{\circ}{1}$	112 930 ●●			002 326 60 00 003 326 47 00 623 326 00 00		
				$\frac{1}{\circ}$	790 001 (x4)●●			002 323 25 00 002 323 50 00 002 326 52 00 385 326 00 00	
		2222							
2222 2222 K	05.82 - 03.91 05.82 - 03.91	619.038 619.138 619.137 619.036/037		$\frac{\circ}{\circ}$	112 027			002 323 86 00 002 323 87 00 004 323 52 00 004 323 64 00	

Achtung: Unsere Artikel sind nur als Ersatz für die angegebenen OE-Nummern gültig. In der Spalte "Ref." ist lediglich ein Teil der OE-Nummern aufgeführt. Die vollständige Auflistung aller Vergleichsnummern finden Sie im Anhang.
 Attention: The articles are only valid as replacement for the listed OE-numbers. In the column "Ref." only a selection of OE-No. is given. The complete listing you can see in the appendix. (151)

		Baumuster Model						Ref.
--	--	--------------------	---	---	---	--	---	------













MERCEDES-BENZ

2222									
2222,2222 L	08.73 - 09.96	385.322/323/ 325/328			646 002 ▲○○			002 326 74 00 002 326 76 00 003 326 11 00	
		619.017 619.019			112 027	Sonderausführung / Special design	(98)	002 323 86 00 002 323 87 00 004 323 52 00 004 323 64 00	
					310 795			003 323 65 00 003 323 66 00 004 323 34 00 004 323 67 00	
					131 432 ●●			003 326 00 00 006 326 90 00 385 326 04 00	
					646 002 ▲○○			002 326 74 00 002 326 76 00 003 326 11 00	
		619.208/209			106 871 ▲			003 323 90 00 003 323 91 00 004 323 53 00 004 323 70 00 004 323 76 00	
					106 875 ●●			003 326 38 00 003 326 39 00 004 326 02 00	
					106 946			002 326 46 00 002 326 47 00 003 326 45 00 003 326 92 00 006 326 64 00 385 326 01 00	
		619.417 619.419			112 027	Chass. 5064843-> Sonderausführung / Special design	(98)	002 323 86 00 002 323 87 00 004 323 52 00 004 323 64 00	
					310 795	Chass. 5064843->		003 323 65 00 003 323 66 00 004 323 34 00 004 323 67 00	
					790 001 (x4)	Chass. 5064843->		002 323 25 00 002 323 50 00 002 326 52 00 385 326 00 00	
2222 B	05.82 - 03.91	619.045			112 027	->Chass. 5064842		002 323 86 00 002 323 87 00 004 323 52 00 004 323 64 00	
						112 027	Chass. 5064843-> Sonderausführung / Special design	(98)	002 323 86 00 002 323 87 00 004 323 52 00 004 323 64 00
						310 795	Chass. 5064843->		003 323 65 00 003 323 66 00 004 323 34 00 004 323 67 00
2223									
2223 LP 6x2		335.452 335.462			106 592 ●●			001 326 41 00 002 326 02 00 003 326 51 00	

Achtung: Unsere Artikel sind nur als Ersatz für die angegebenen OE-Nummern gültig. In der Spalte "Ref." ist lediglich ein Teil der OE-Nummern aufgeführt. Die vollständige Auflistung aller Vergleichsnummern finden Sie im Anhang.
 Attention: The articles are only valid as replacement for the listed OE-numbers. In the column "Ref." only a selection of OE-No. is given. The complete listing you can see in the appendix. (151)

		Baumuster Model						Ref.
--	---	--------------------	---	---	---	---	---	------














MERCEDES-BENZ

2224								
2224, 6x2 2224, 6x4	04.76 - 12.82	385.333		$\frac{1}{0}$	131 432			003 326 00 00 006 326 90 00 385 326 04 00
	04.76 - 12.82	385.338 385.387 385.335 385.332 385.385 385.383			$\frac{0}{0}$	646 002 ▲ ∞		
2224 B 2224 K 2224 S	05.75 - 03.84 04.76 - 12.82 07.76 - 12.82	385.396/397 385.399 385.398 385.395 385.394		$\frac{0}{0}$	112 871			001 323 68 00 002 323 76 00 002 323 79 00 002 323 84 00 004 323 33 00 004 323 71 00
2224 L 6x2		348.473		$\frac{0}{0}$	310 803			003 323 71 00 003 323 72 00 004 323 01 00 004 323 46 00 006 323 08 00
						$\frac{0}{0}$	101 323 ∞	
2224 LP 6x4 2224 LPN 6x2	01.69 - 01.69 -	335.462 335.452 335		$\frac{0}{0}$	106 592 ∞			001 326 41 00 002 326 02 00 003 326 51 00
2225								
2225		653.022/024		$\frac{1}{0}$	131 432 ∞			003 326 00 00 006 326 90 00 385 326 04 00
					$\frac{0}{0}$	646 002 ▲ ∞		
2225, 184 kW	04.85 - 03.91	617.033		$\frac{1}{0}$	131 432			003 326 00 00 006 326 90 00 385 326 04 00
		619.017		$\frac{0}{0}$	112 027	Sonderausführung / Special design	(98)	002 323 86 00 002 323 87 00 004 323 52 00 004 323 64 00
					310 795			003 323 65 00 003 323 66 00 004 323 34 00 004 323 67 00
		619.017/019		$\frac{1}{0}$	131 432 ∞			003 326 00 00 006 326 90 00 385 326 04 00
					$\frac{0}{0}$	646 002 ▲ ∞		
619.034		$\frac{0}{0}$	112 027			002 323 86 00 002 323 87 00 004 323 52 00 004 323 64 00		
2225 6x2,6x4		619.209 619.208		$\frac{0}{0}$	106 871 ▲			003 323 90 00 003 323 91 00 004 323 53 00 004 323 70 00 004 323 76 00
					106 875 ∞			003 326 38 00 003 326 39 00 004 326 02 00
			$\frac{1}{0}$	106 946			002 326 46 00 002 326 47 00 003 326 45 00 003 326 92 00 006 326 64 00 385 326 01 00	

Achtung: Unsere Artikel sind nur als Ersatz für die angegebenen OE-Nummern gültig. In der Spalte "Ref." ist lediglich ein Teil der OE-Nummern aufgeführt. Die vollständige Auflistung aller Vergleichsnummern finden Sie im Anhang.
 Attention: The articles are only valid as replacement for the listed OE-numbers. In the column "Ref." only a selection of OE-No. is given. The complete listing you can see in the appendix. (151)

		Baumuster Model						Ref.
--	---	--------------------	---	---	---	---	---	------





































MERCEDES-BENZ

2225								
2225 B	08.83 - 03.91	619.048		$\frac{\circ}{\circ}$	112 027	->Chass. 5064842		002 323 86 00 002 323 87 00 004 323 52 00 004 323 64 00
					$\frac{\circ}{\circ}$	112 027	Chass. 5064843-> Sonderausführung / Special design	(98)
			$\frac{\circ}{\circ}$	310 795	Chass. 5064843->		003 323 65 00 003 323 66 00 004 323 34 00 004 323 67 00	
		619.049		$\frac{\circ}{\circ}$	310 795			003 323 65 00 003 323 66 00 004 323 34 00 004 323 67 00
2226								
2226	09.75 - 12.80	393		$\frac{\circ}{\circ}$	310 798			002 323 58 00 002 323 59 00 002 326 95 00 003 326 02 00 003 326 77 00 004 323 00 00 004 323 45 00
						$\frac{1}{1}$	799 001	
			$\frac{\circ}{\circ}$	106 592		$\frac{\circ}{\circ}$		001 326 41 00 002 326 02 00 003 326 51 00
		393.315/316		$\frac{\circ}{\circ}$	310 798 	->Chass. 4496612		002 323 58 00 002 323 59 00 002 326 95 00 003 326 02 00 003 326 77 00 004 323 00 00 004 323 45 00
	$\frac{\circ}{\circ}$				310 789 	Chass. 4496613->		003 323 32 00 003 323 33 00 004 323 92 00 006 323 09 00
	$\frac{\circ}{\circ}$		310 802 	HD 	Chass. 4496613->		005 323 40 00 005 323 41 00	
			$\frac{\circ}{\circ}$	101 810 	Chass. 4496613->		002 326 92 00 002 326 93 00 003 326 50 00	
2226 6x4		393.111 393.116 393.115		$\frac{\circ}{\circ}$	310 798		002 323 58 00 002 323 59 00 002 326 95 00 003 326 02 00 003 326 77 00 004 323 00 00 004 323 45 00	

Achtung: Unsere Artikel sind nur als Ersatz für die angegebenen OE-Nummern gültig. In der Spalte "Ref." ist lediglich ein Teil der OE-Nummern aufgeführt. Die vollständige Auflistung aller Vergleichsnummern finden Sie im Anhang.
Attention: The articles are only valid as replacement for the listed OE-numbers. In the column "Ref." only a selection of OE-No. is given. The complete listing you can see in the appendix. (151)

		Baumuster Model						Ref.
--	--	--------------------	---	---	---	--	---	------



































MERCEDES-BENZ

2226								
2226,2226 L	08.73 - 09.96	393.376 393.574 393.377 393.375 393.576 393.374 393.575			310 798			002 323 58 00 002 323 59 00 002 326 95 00 003 326 02 00 003 326 77 00 004 323 00 00 004 323 45 00
					101 323			002 326 50 00 002 326 55 00 003 326 74 00
					799 001			001 326 93 00 393 326 00 00
					106 592 			001 326 41 00 002 326 02 00 003 326 51 00
					101 324 			002 326 45 00 002 326 51 00
2226 LP 6x2		363.026 363.021			799 001		001 326 93 00 393 326 00 00	
					106 592 			001 326 41 00 002 326 02 00 003 326 51 00
2226 LPN 6x2		363			106 592 		001 326 41 00 002 326 02 00 003 326 51 00	
2226 S,2226 LS	08.73 - 09.96	393			310 772		002 323 72 00 002 323 73 00 003 323 97 00 004 323 44 00 004 323 97 00 004 323 98 00 006 323 07 00	
					101 323			002 326 50 00 002 326 55 00 003 326 74 00
					101 324 			002 326 45 00 002 326 51 00
						310 798 	->Chass. 4496612	
					310 789 	Chass. 4496613->		003 323 32 00 003 323 33 00 004 323 92 00 006 323 09 00
					310 802 	Chass. 4496613->		005 323 40 00 005 323 41 00
						101 810 	Chass. 4496613->	002 326 92 00 002 326 93 00 003 326 50 00
			393.511			310 793		002 326 62 00 002 326 63 00 003 326 85 00 005 326 20 00
					310 793 			002 326 62 00 002 326 63 00 003 326 85 00 005 326 20 00

Achtung: Unsere Artikel sind nur als Ersatz für die angegebenen OE-Nummern gültig. In der Spalte "Ref." ist lediglich ein Teil der OE-Nummern aufgeführt. Die vollständige Auflistung aller Vergleichsnummern finden Sie im Anhang.
 Attention: The articles are only valid as replacement for the listed OE-numbers. In the column "Ref." only a selection of OE-No. is given. The complete listing you can see in the appendix. (151)

		Baumuster Model						Ref.
--	---	--------------------	---	---	---	---	---	------
























MERCEDES-BENZ

2228								
2228, 6x2	12.79 - 03.91	619.208/209			106 875 			003 326 38 00 003 326 39 00 004 326 02 00
					106 871 			003 323 90 00 003 323 91 00 004 323 53 00 004 323 70 00 004 323 76 00
					106 946			002 326 46 00 002 326 47 00 003 326 45 00 003 326 92 00 006 326 64 00 385 326 01 00
2228, 6x4 2228 S	12.79 - 03.91	623.033 623.032			310 789	->Chass. 4866170		003 323 32 00 003 323 33 00 004 323 92 00 006 323 09 00
					310 802 HD●	->Chass. 4866170		005 323 40 00 005 323 41 00
		310 803	Chass. 4866171->		003 323 71 00 003 323 72 00 004 323 01 00 004 323 46 00 006 323 08 00			
			101 810			002 326 92 00 002 326 93 00 003 326 50 00		
			101 810 			002 326 92 00 002 326 93 00 003 326 50 00		
	2228,2228 L	08.73 - 09.96	623			310 789		
					310 802 HD●			005 323 40 00 005 323 41 00
					799 001			001 326 93 00 393 326 00 00
					106 592 			001 326 41 00 002 326 02 00 003 326 51 00
623.006-009 623.058					131 106 	Chass. 5 294702->		004 326 25 00 006 326 88 00 648 326 00 00 A 006 326 88 00
							310 789	
			310 802 HD●					005 323 40 00 005 323 41 00
				101 323 (x4)				002 326 50 00 002 326 55 00 003 326 74 00
				112 930 				002 326 60 00 003 326 47 00 623 326 00 00
623.407/408 623.458					106 887 (x4)●			004 326 23 00 004 326 24 00 004 326 43 00

Achtung: Unsere Artikel sind nur als Ersatz für die angegebenen OE-Nummern gültig. In der Spalte "Ref." ist lediglich ein Teil der OE-Nummern aufgeführt. Die vollständige Auflistung aller Vergleichsnummern finden Sie im Anhang.
 Attention: The articles are only valid as replacement for the listed OE-numbers. In the column "Ref." only a selection of OE-No. is given. The complete listing you can see in the appendix. (151)

		Baumuster Model						Ref.
--	--	--------------------	---	---	---	--	---	------


















MERCEDES-BENZ

2232								
2232	05.74 - 09.83	393.326 393.325			310 798	->Chass. 4496612		002 323 58 00 002 323 59 00 002 326 95 00 003 326 02 00 003 326 77 00 004 323 00 00 004 323 45 00
					310 789	Chass. 4496613->		003 323 32 00 003 323 33 00 004 323 92 00 006 323 09 00
					310 802 	Chass. 4496613->		005 323 40 00 005 323 41 00
					101 810	Chass. 4496613->		002 326 92 00 002 326 93 00 003 326 50 00
2232,2232 L	08.73 - 09.96	393.586 393.585 393.385/386 393.384 393.387			310 798			002 323 58 00 002 323 59 00 002 326 95 00 003 326 02 00 003 326 77 00 004 323 00 00 004 323 45 00
						101 323		
					799 001			001 326 93 00 393 326 00 00
					106 592 			001 326 41 00 002 326 02 00 003 326 51 00
					101 324 			002 326 45 00 002 326 51 00
2232 LP 6x2 2232 LPN 6x2		363.072 363.077 363			106 592 		001 326 41 00 002 326 02 00 003 326 51 00	
2232 LS 6x4		393.511			310 793		002 326 62 00 002 326 63 00 003 326 85 00 005 326 20 00	
					310 793 		002 326 62 00 002 326 63 00 003 326 85 00 005 326 20 00	

Achtung: Unsere Artikel sind nur als Ersatz für die angegebenen OE-Nummern gültig. In der Spalte "Ref." ist lediglich ein Teil der OE-Nummern aufgeführt. Die vollständige Auflistung aller Vergleichsnummern finden Sie im Anhang.
 Attention: The articles are only valid as replacement for the listed OE-numbers. In the column "Ref." only a selection of OE-No. is given. The complete listing you can see in the appendix. (151)

		Baumuster Model						Ref.
--	--	--------------------	---	---	---	--	---	------

MERCEDES-BENZ









2232								
2232 S,2232 LS	08.73 - 09.96	393.321			310 798	->Chass. 4496612		002 323 58 00 002 323 59 00 002 326 95 00 003 326 02 00 003 326 77 00 004 323 00 00 004 323 45 00
					310 789	Chass. 4496613->		003 323 32 00 003 323 33 00 004 323 92 00 006 323 09 00
				310 802 HD 	Chass. 4496613->		005 323 40 00 005 323 41 00	
					101 810	Chass. 4496613->		002 326 92 00 002 326 93 00 003 326 50 00
		393.521			310 772			002 323 72 00 002 323 73 00 003 323 97 00 004 323 44 00 004 323 97 00 004 323 98 00 006 323 07 00
							101 323	
				101 324 			002 326 45 00 002 326 51 00	
			2233					
2233	11.80 - 05.87	623.048			310 789	->Chass. 4866170		003 323 32 00 003 323 33 00 004 323 92 00 006 323 09 00
					310 802 HD 	->Chass. 4866170		005 323 40 00 005 323 41 00

Achtung: Unsere Artikel sind nur als Ersatz für die angegebenen OE-Nummern gültig. In der Spalte "Ref." ist lediglich ein Teil der OE-Nummern aufgeführt. Die vollständige Auflistung aller Vergleichsnummern finden Sie im Anhang.
 Attention: The articles are only valid as replacement for the listed OE-numbers. In the column "Ref." only a selection of OE-No. is given. The complete listing you can see in the appendix. (151)


		Baumuster Model						Ref.
--	--	--------------------	---	---	---	--	---	------

MERCEDES-BENZ

2233

2233,2233 L	08.73 - 09.96	623.023		$\frac{\circ}{\circ}$	310 789		003 323 32 00 003 323 33 00 004 323 92 00 006 323 09 00		
				$\frac{\circ}{\circ}$	310 802 HD●		005 323 40 00 005 323 41 00		
				$\frac{1}{1}$	131 106 ●●	Chass. 5 294702->	004 326 25 00 006 326 88 00 648 326 00 00 A 006 326 88 00		
				$\frac{1}{1}$	799 001		001 326 93 00 393 326 00 00		
				$\frac{\circ}{\circ}$	106 592 ●●		001 326 41 00 002 326 02 00 003 326 51 00		
			623.073		$\frac{\circ}{\circ}$	310 803		003 323 71 00 003 323 72 00 004 323 01 00 004 323 46 00 006 323 08 00	
						$\frac{1}{1}$	131 106 ●●	Chass. 5 294702->	004 326 25 00 006 326 88 00 648 326 00 00 A 006 326 88 00
				$\frac{1}{1}$		799 001		001 326 93 00 393 326 00 00	
				$\frac{\circ}{\circ}$		106 592 ●●		001 326 41 00 002 326 02 00 003 326 51 00	
				623.423		$\frac{\circ}{\circ}$	310 789		003 323 32 00 003 323 33 00 004 323 92 00 006 323 09 00
						$\frac{\circ}{\circ}$	310 802 HD●		005 323 40 00 005 323 41 00
					$\frac{\circ}{\circ}$	101 323 (x4)		002 326 50 00 002 326 55 00 003 326 74 00	
		$\frac{\circ}{1}$			112 930 ●●		002 326 60 00 003 326 47 00 623 326 00 00		
		$\frac{\circ}{\circ}$	106 887 (x4)HD●			004 326 23 00 004 326 24 00 004 326 43 00			
		623.473			$\frac{\circ}{\circ}$	310 803		003 323 71 00 003 323 72 00 004 323 01 00 004 323 46 00 006 323 08 00	
					$\frac{\circ}{\circ}$	101 323 (x4)		002 326 50 00 002 326 55 00 003 326 74 00	
			$\frac{\circ}{1}$		112 930 ●●		002 326 60 00 003 326 47 00 623 326 00 00		
			$\frac{\circ}{\circ}$		106 887 (x4)HD●		004 326 23 00 004 326 24 00 004 326 43 00		

Achtung: Unsere Artikel sind nur als Ersatz für die angegebenen OE-Nummern gültig. In der Spalte "Ref." ist lediglich ein Teil der OE-Nummern aufgeführt. Die vollständige Auflistung aller Vergleichsnummern finden Sie im Anhang.
 Attention: The articles are only valid as replacement for the listed OE-numbers. In the column "Ref." only a selection of OE-No. is given. The complete listing you can see in the appendix. (151)



MERCEDES-BENZ



























2233							
2233 S	11.80 - 05.87	623.145			310 789	->Chass. 4866170	003 323 32 00 003 323 33 00 004 323 92 00 006 323 09 00
					310 802 HD●	->Chass. 4866170	005 323 40 00 005 323 41 00
					310 803	Chass. 4866171->	003 323 71 00 003 323 72 00 004 323 01 00 004 323 46 00 006 323 08 00
	623.195			310 803		003 323 71 00 003 323 72 00 004 323 01 00 004 323 46 00 006 323 08 00	

Achtung: Unsere Artikel sind nur als Ersatz für die angegebenen OE-Nummern gültig. In der Spalte "Ref." ist lediglich ein Teil der OE-Nummern aufgeführt. Die vollständige Auflistung aller Vergleichsnummern finden Sie im Anhang.
 Attention: The articles are only valid as replacement for the listed OE-numbers. In the column "Ref." only a selection of OE-No. is given. The complete listing you can see in the appendix. (151)

		Baumuster Model						Ref.
--	--	--------------------	---	---	---	--	---	------

MERCEDES-BENZ












2235

2235,2235 L	08.73 - 09.96	648.012/013			310 789		003 323 32 00 003 323 33 00 004 323 92 00 006 323 09 00	
					310 802 HD●		005 323 40 00 005 323 41 00	
					131 106 ●●	Chass. 5 279763->	004 326 25 00 006 326 88 00 648 326 00 00 A 006 326 88 00	
					799 001		001 326 93 00 393 326 00 00	
					106 592 ●●		001 326 41 00 002 326 02 00 003 326 51 00	
			648.038			310 789		003 323 32 00 003 323 33 00 004 323 92 00 006 323 09 00
						310 802 HD●		005 323 40 00 005 323 41 00
						101 810		002 326 92 00 002 326 93 00 003 326 50 00
						101 810 ●●		002 326 92 00 002 326 93 00 003 326 50 00
			648.063			310 803		003 323 71 00 003 323 72 00 004 323 01 00 004 323 46 00 006 323 08 00
							131 106 ●●	Chass. 5 279763->
						799 001		001 326 93 00 393 326 00 00
				106 592 ●●			001 326 41 00 002 326 02 00 003 326 51 00	
		648.413			310 789		003 323 32 00 003 323 33 00 004 323 92 00 006 323 09 00	
					310 802 HD●		005 323 40 00 005 323 41 00	
					101 323		002 326 50 00 002 326 55 00 003 326 74 00	
					112 930 ●●		002 326 60 00 003 326 47 00 623 326 00 00	
					106 887 HD●		004 326 23 00 004 326 24 00 004 326 43 00	

Achtung: Unsere Artikel sind nur als Ersatz für die angegebenen OE-Nummern gültig. In der Spalte "Ref." ist lediglich ein Teil der OE-Nummern aufgeführt. Die vollständige Auflistung aller Vergleichsnummern finden Sie im Anhang.
 Attention: The articles are only valid as replacement for the listed OE-numbers. In the column "Ref." only a selection of OE-No. is given. The complete listing you can see in the appendix. (151)

		Baumuster Model						Ref.
--	--	--------------------	---	---	---	--	---	------

MERCEDES-BENZ



























2235								
2235,2235 L	08.73 - 09.96	648.463		$\frac{\circ}{\circ}$	310 803			003 323 71 00 003 323 72 00 004 323 01 00 004 323 46 00 006 323 08 00
				$\frac{\circ}{\circ}$	101 323			002 326 50 00 002 326 55 00 003 326 74 00
				$\frac{\circ}{\text{T}}$	112 930 ∞			002 326 60 00 003 326 47 00 623 326 00 00
				$\frac{\circ}{\circ}$	106 887 HD●			004 326 23 00 004 326 24 00 004 326 43 00
2235 K	03.86 - 07.89	648.137		$\frac{\circ}{\circ}$	310 789			003 323 32 00 003 323 33 00 004 323 92 00 006 323 09 00
				$\frac{\text{T}}{\text{T}}$	799 001			001 326 93 00 393 326 00 00
2235 S, 2235 LS	08.73 - 09.96	648.135		$\frac{\circ}{\circ}$	310 803			003 323 71 00 003 323 72 00 004 323 01 00 004 323 46 00 006 323 08 00
				$\frac{\circ}{\circ}$	101 810			002 326 92 00 002 326 93 00 003 326 50 00
				$\frac{\circ}{\circ}$	101 810 ∞			002 326 92 00 002 326 93 00 003 326 50 00
2236								
2236	09.82 - 03.91	623.012/013 623.058		$\frac{\circ}{\circ}$	310 789			003 323 32 00 003 323 33 00 004 323 92 00 006 323 09 00
				$\frac{\circ}{\circ}$	310 802 HD●			005 323 40 00 005 323 41 00
		623.058 623.013 623.012		$\frac{\text{T}}{\text{T}}$	799 001			001 326 93 00 393 326 00 00
				$\frac{\circ}{\circ}$	106 592 ∞			001 326 41 00 002 326 02 00 003 326 51 00
2236 LP 6x2		623.071 623.076		$\frac{\text{T}}{\text{T}}$	799 001	Chass. 815018->		001 326 93 00 393 326 00 00
2236 LS 6x4		393.521		$\frac{\circ}{\circ}$	310 793 (x4)			002 326 62 00 002 326 63 00 003 326 85 00 005 326 20 00
				$\frac{\circ}{\circ}$	310 793 (x4) ∞			002 326 62 00 002 326 63 00 003 326 85 00 005 326 20 00
2236 S	12.84 - 03.91	623.135		$\frac{\circ}{\circ}$	310 803			003 323 71 00 003 323 72 00 004 323 01 00 004 323 46 00 006 323 08 00

Achtung: Unsere Artikel sind nur als Ersatz für die angegebenen OE-Nummern gültig. In der Spalte "Ref." ist lediglich ein Teil der OE-Nummern aufgeführt. Die vollständige Auflistung aller Vergleichsnummern finden Sie im Anhang.

Attention: The articles are only valid as replacement for the listed OE-numbers. In the column "Ref." only a selection of OE-No. is given. The complete listing you can see in the appendix. (151)

		Baumuster Model						Ref.
--	--	--------------------	---	---	---	--	---	------




MERCEDES-BENZ




2238								
2238,2238 L	08.73 - 09.96	623.068			310 803			003 323 71 00 003 323 72 00 004 323 01 00 004 323 46 00 006 323 08 00
					131 106 ●●	Chass. 5 294702->		004 326 25 00 006 326 88 00 648 326 00 00 A 006 326 88 00
					799 001			001 326 93 00 393 326 00 00
					106 592 ●●			001 326 41 00 002 326 02 00 003 326 51 00
		623.468			310 803			003 323 71 00 003 323 72 00 004 323 01 00 004 323 46 00 006 323 08 00
					101 323			002 326 50 00 002 326 55 00 003 326 74 00
					112 930 ●●			002 326 60 00 003 326 47 00 623 326 00 00
					106 887 HD●			004 326 23 00 004 326 24 00 004 326 43 00
2238 S	01.81 - 12.86	623.190			310 803		003 323 71 00 003 323 72 00 004 323 01 00 004 323 46 00 006 323 08 00	
2244								
2244,2244 L	08.73 - 09.96	648.073			310 803			003 323 71 00 003 323 72 00 004 323 01 00 004 323 46 00 006 323 08 00
					131 106 ●●	Chass. 5 294702->		004 326 25 00 006 326 88 00 648 326 00 00 A 006 326 88 00
					799 001			001 326 93 00 393 326 00 00
					106 592 ●●			001 326 41 00 002 326 02 00 003 326 51 00
		648.473			310 803			003 323 71 00 003 323 72 00 004 323 01 00 004 323 46 00 006 323 08 00
					101 323			002 326 50 00 002 326 55 00 003 326 74 00
					112 930 ●●			002 326 60 00 003 326 47 00 623 326 00 00
					106 887 HD●			004 326 23 00 004 326 24 00 004 326 43 00



Achtung: Unsere Artikel sind nur als Ersatz für die angegebenen OE-Nummern gültig. In der Spalte "Ref." ist lediglich ein Teil der OE-Nummern aufgeführt. Die vollständige Auflistung aller Vergleichsnummern finden Sie im Anhang.
 Attention: The articles are only valid as replacement for the listed OE-numbers. In the column "Ref." only a selection of OE-No. is given. The complete listing you can see in the appendix. (151)




























		Baumuster Model						Ref.
--	--	--------------------	---	---	---	--	---	------

MERCEDES-BENZ

2244								
2244 S	10.85 - 07.89	648.195			310 803			003 323 71 00 003 323 72 00 004 323 01 00 004 323 46 00 006 323 08 00
					101 810			002 326 92 00 002 326 93 00 003 326 50 00
					101 810 			002 326 92 00 002 326 93 00 003 326 50 00

2324								
2324 LL 6x3					310 806 			005 323 07 00



























2362								
2362 6x4		395			310 798			002 323 58 00 002 323 59 00 002 326 95 00 003 326 02 00 003 326 77 00 004 323 00 00 004 323 45 00

2420										
2420,2420 L	12.87 - 09.96	653.011/012/ 014			131 432 			003 326 00 00 006 326 90 00 385 326 04 00		
					646 002 			002 326 74 00 002 326 76 00 003 326 11 00		
		653.411/412 653.414			310 795			003 323 65 00 003 323 66 00 004 323 34 00 004 323 67 00		
							112 928 (x4) 	->Chass. 5587351		005 323 18 00
		310 794 (x4) 	Chass. 5587352->				004 326 58 00 004 326 59 00 004 326 70 00			
		654.411 654.413			112 930 			002 326 60 00 003 326 47 00 623 326 00 00		
							106 875 	->Chass. 5903513		003 326 38 00 003 326 39 00 004 326 02 00
							106 754 	->Chass. 5903513		003 323 98 00 003 323 99 00 004 323 57 00
							106 865 	Chass. 5903514->		003 323 67 00 003 323 68 00 004 323 41 00 004 323 68 00
							131 113 	Chass. 5903514->		005 323 67 00 005 323 69 00
							131 112 	Chass. 5903514->		005 323 51 00 005 323 54 00 005 323 64 00
				112 928 (x4) 			005 323 18 00			

Achtung: Unsere Artikel sind nur als Ersatz für die angegebenen OE-Nummern gültig. In der Spalte "Ref." ist lediglich ein Teil der OE-Nummern aufgeführt. Die vollständige Auflistung aller Vergleichsnummern finden Sie im Anhang.
 Attention: The articles are only valid as replacement for the listed OE-numbers. In the column "Ref." only a selection of OE-No. is given. The complete listing you can see in the appendix. (151)

		Baumuster Model						Ref.
--	---	----------------------------	---	---	---	---	---	-------------















































MERCEDES-BENZ

2422								
2422	09.89 - 08.94	653.038			310 795			003 323 65 00 003 323 66 00 004 323 34 00 004 323 67 00
2422 B	09.89 - 08.94	653.036						
2422 K	09.89 - 08.94	653.076 653.074 653.138 653.137 653.037						
2422,2422 L	12.87 - 09.96	653.017/019			131 432 ●●			003 326 00 00 006 326 90 00 385 326 04 00
					646 002 ▲●●			002 326 74 00 002 326 76 00 003 326 11 00
		653.417 653.419			310 795			003 323 65 00 003 323 66 00 004 323 34 00 004 323 67 00
					112 928 (x4)	->Chass. 5587351		005 323 18 00
					310 794 (x4)	Chass. 5587352->		004 326 58 00 004 326 59 00 004 326 70 00
					112 930 ●●			002 326 60 00 003 326 47 00 623 326 00 00
2422 L		652.438/439			131 431	für Fahrzeuge mit verstärkter Vorderfeder / for vehicles with reinforced front spring	(115)	005 323 60 00 005 323 65 00
					310 795			003 323 65 00 003 323 66 00 004 323 34 00 004 323 67 00
					112 928 (x4)	->Chass. 5587351		005 323 18 00
					310 794 (x4)	Chass. 5587352->		004 326 58 00 004 326 59 00 004 326 70 00
		654.416/417/ 418			106 875 ●●	->Chass. 5903513		003 326 38 00 003 326 39 00 004 326 02 00
					106 754 ▲●●	->Chass. 5903513		003 323 98 00 003 323 99 00 004 323 57 00
					131 113 ●●	Chass. 5903514->		005 323 67 00 005 323 69 00
					131 112 ●●	Chass. 5903514->		005 323 51 00 005 323 54 00 005 323 64 00
					112 928 (x4)			005 323 18 00
2426								
2426		652.046/047			131 431	für Fahrzeuge mit verstärkter Vorderfeder / for vehicles with reinforced front spring	(115)	005 323 60 00 005 323 65 00
					310 795			003 323 65 00 003 323 66 00 004 323 34 00 004 323 67 00
					106 757			003 326 14 00 003 326 15 00 004 326 68 00 004 326 69 00 006 326 63 00 617 326 00 00 652 320 00 31

Achtung: Unsere Artikel sind nur als Ersatz für die angegebenen OE-Nummern gültig. In der Spalte "Ref." ist lediglich ein Teil der OE-Nummern aufgeführt. Die vollständige Auflistung aller Vergleichsnummern finden Sie im Anhang.
 Attention: The articles are only valid as replacement for the listed OE-numbers. In the column "Ref." only a selection of OE-No. is given. The complete listing you can see in the appendix. (151)

		Baumuster Model						Ref.
--	--	--------------------	---	---	---	--	---	------














MERCEDES-BENZ

2426										
2426 2426 B	01.90 - 08.94 02.90 - 08.94	653.077 653.044 653.079			310 795			003 323 65 00 003 323 66 00 004 323 34 00 004 323 67 00		
2426, 2426 L 2426 L, 200-230 kW 2426 L, 250 kW	02.90 - 08.94 02.90 - 08.94 02.90 - 08.94	652.046 654.422 652.447 652.047			106 875 	->Chass. 5903513		003 326 38 00 003 326 39 00 004 326 02 00		
						106 754 	->Chass. 5903513		003 323 98 00 003 323 99 00 004 323 57 00	
						131 113 	Chass. 5903514->		005 323 67 00 005 323 69 00	
						131 112 	Chass. 5903514->		005 323 51 00 005 323 54 00 005 323 64 00	
							112 928 (x4)	->Chass. 5903513		005 323 18 00
2426 L		652.446/447			310 795			003 323 65 00 003 323 66 00 004 323 34 00 004 323 67 00		
							112 928 (x4)	->Chass. 5587351		005 323 18 00
							310 794 (x4)	Chass. 5587352->		004 326 58 00 004 326 59 00 004 326 70 00
		652.447			131 431	für Fahrzeuge mit verstärkter Vorderfeder / for vehicles with reinforced front spring	(115)	005 323 60 00 005 323 65 00		
2426/L		654.418			106 875 	->Chass. 5903513		003 326 38 00 003 326 39 00 004 326 02 00		
						106 754 	->Chass. 5903513		003 323 98 00 003 323 99 00 004 323 57 00	
						131 113 	Chass. 5903514->		005 323 67 00 005 323 69 00	
						131 112 	Chass. 5903514->		005 323 51 00 005 323 54 00 005 323 64 00	
							112 928 (x4)		005 323 18 00	
2427										
2427 L		654.418			106 875 	->Chass. 5903513		003 326 38 00 003 326 39 00 004 326 02 00		
						106 754 	->Chass. 5903513		003 323 98 00 003 323 99 00 004 323 57 00	
						131 113 	Chass. 5903514->		005 323 67 00 005 323 69 00	
						131 112 	Chass. 5903514->		005 323 51 00 005 323 54 00 005 323 64 00	
							112 928 (x4)		005 323 18 00	
2428										
2428 L		621.416			310 789			003 323 32 00 003 323 33 00 004 323 92 00 006 323 09 00		
						310 802 HD 			005 323 40 00 005 323 41 00	
							106 887 (x4)		004 326 23 00 004 326 24 00 004 326 43 00	

Achtung: Unsere Artikel sind nur als Ersatz für die angegebenen OE-Nummern gültig. In der Spalte "Ref." ist lediglich ein Teil der OE-Nummern aufgeführt. Die vollständige Auflistung aller Vergleichsnummern finden Sie im Anhang.
 Attention: The articles are only valid as replacement for the listed OE-numbers. In the column "Ref." only a selection of OE-No. is given. The complete listing you can see in the appendix. (151)

		Baumuster Model						Ref.
--	---	--------------------	---	---	---	---	---	------























MERCEDES-BENZ

2429										
2429	07.88 - 08.94	658.033 658.032		$\frac{\circ}{\circ}$	310 789			003 323 32 00 003 323 33 00 004 323 92 00 006 323 09 00		
					310 802 HD●			005 323 40 00 005 323 41 00		
				$\frac{\circ}{\circ}$	101 810 (x4)			002 326 92 00 002 326 93 00 003 326 50 00		
2429		652.045 652.043		$\frac{\circ}{\circ}$	310 795			003 323 65 00 003 323 66 00 004 323 34 00 004 323 67 00		
						$\frac{1}{\circ}$	106 757			003 326 14 00 003 326 15 00 004 326 68 00 004 326 69 00 006 326 63 00 617 326 00 00 652 320 00 31
2429,2429 L	07.87 - 09.96	658.001		$\frac{\circ}{\circ}$	310 802			005 323 40 00 005 323 41 00		
						$\frac{1}{T}$	131 106			004 326 25 00 006 326 88 00 648 326 00 00 A 006 326 88 00
		658.006-009		$\frac{\circ}{\circ}$	310 802			005 323 40 00 005 323 41 00		
						$\frac{\circ}{\circ}$	106 592 ○○			001 326 41 00 002 326 02 00 003 326 51 00
					$\frac{1}{T}$	131 106 ●●			004 326 25 00 006 326 88 00 648 326 00 00 A 006 326 88 00	
		658.407/408		$\frac{\circ}{\circ}$	310 789	->Chass. 5463047		003 323 32 00 003 323 33 00 004 323 92 00 006 323 09 00		
					$\frac{\circ}{\circ}$	310 802			005 323 40 00 005 323 41 00	
						$\frac{\circ}{\circ}$	106 887 (x4)	->Chass. 5922798		004 326 23 00 004 326 24 00 004 326 43 00
					$\frac{1}{T}$	112 930 ○○	->Chass. 5922798		002 326 60 00 003 326 47 00 623 326 00 00	
					$\frac{\circ}{\circ}$	124 882 (x4)	Chass. 5922799->		004 326 64 00 004 326 65 00	
$\frac{\circ}{T}$	131 221 ○○	Chass. 5922799->		004 326 66 00 004 326 73 00 658 320 00 31						
2429 K	07.88 - 08.94	658.132 658.134		$\frac{\circ}{\circ}$	310 789			003 323 32 00 003 323 33 00 004 323 92 00 006 323 09 00		
					$\frac{\circ}{\circ}$	310 802 HD●			005 323 40 00 005 323 41 00	
2429 S	07.88 - 08.94	658.130		$\frac{\circ}{\circ}$	310 803			003 323 71 00 003 323 72 00 004 323 01 00 004 323 46 00 006 323 08 00		
						$\frac{\circ}{\circ}$	101 810 (x4)			002 326 92 00 002 326 93 00 003 326 50 00

Achtung: Unsere Artikel sind nur als Ersatz für die angegebenen OE-Nummern gültig. In der Spalte "Ref." ist lediglich ein Teil der OE-Nummern aufgeführt. Die vollständige Auflistung aller Vergleichsnummern finden Sie im Anhang.
 Attention: The articles are only valid as replacement for the listed OE-numbers. In the column "Ref." only a selection of OE-No. is given. The complete listing you can see in the appendix. (151)

		Baumuster Model						Ref.
--	--	--------------------	---	---	---	--	---	------





































MERCEDES-BENZ

2429										
2429 S,2429 LS	07.87 - 09.96	657.105		$\frac{\circ}{\circ}$	310 803 			003 323 71 00 003 323 72 00 004 323 01 00 004 323 46 00 006 323 08 00		
					106 746 			003 326 25 00 003 326 26 00 003 326 48 00		
				$\frac{\circ}{\circ}$	310 801			002 326 88 00 002 326 89 00 003 326 44 00		
					657.505		$\frac{\circ}{\circ}$	310 803 		
		106 746 						003 326 25 00 003 326 26 00 003 326 48 00		
			$\frac{\circ}{\circ}$	101 323 (x4) 				002 326 50 00 002 326 55 00 003 326 74 00		
				101 323 (x4) 				002 326 50 00 002 326 55 00 003 326 74 00		
		2433								
2433		652.067		$\frac{\circ}{\circ}$	131 431	für Fahrzeuge mit verstärkter Vorderfeder / for vehicles with reinforced front spring	(115)	005 323 60 00 005 323 65 00		
					310 795			003 323 65 00 003 323 66 00 004 323 34 00 004 323 67 00		
				$\frac{1}{\circ}$	106 757			003 326 14 00 003 326 15 00 004 326 68 00 004 326 69 00 006 326 63 00 617 326 00 00 652 320 00 31		
2433,2433 L, 2434 L	12.87 - 09.96	653.061-064		$\frac{\circ}{\circ}$	310 794			004 326 58 00 004 326 59 00 004 326 70 00		
					$\frac{1}{\circ}$	131 432 			003 326 00 00 006 326 90 00 385 326 04 00	
					$\frac{\circ}{\circ}$	646 002 			002 326 74 00 002 326 76 00 003 326 11 00	
				$\frac{\circ}{\circ}$	310 795			003 323 65 00 003 323 66 00 004 323 34 00 004 323 67 00		
						$\frac{\circ}{\circ}$	310 794 (x4)			004 326 58 00 004 326 59 00 004 326 70 00
							$\frac{\circ}{1}$	112 930 		
		653.475		$\frac{\circ}{\circ}$	123 908			005 323 27 00 006 323 42 00		
						$\frac{\circ}{\circ}$	131 079 			005 323 17 00
							$\frac{\circ}{1}$	112 930 		

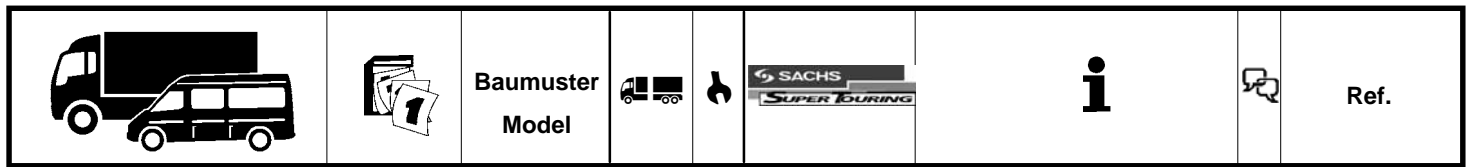
Achtung: Unsere Artikel sind nur als Ersatz für die angegebenen OE-Nummern gültig. In der Spalte "Ref." ist lediglich ein Teil der OE-Nummern aufgeführt. Die vollständige Auflistung aller Vergleichsnummern finden Sie im Anhang.
 Attention: The articles are only valid as replacement for the listed OE-numbers. In the column "Ref." only a selection of OE-No. is given. The complete listing you can see in the appendix. (151)

		Baumuster Model						Ref.
--	--	--------------------	---	---	---	--	---	------

MERCEDES-BENZ

2433										
2433 K	09.89 - 07.92	653.158			310 795			003 323 65 00 003 323 66 00 004 323 34 00 004 323 67 00		
2433 L, 230 kW 2433 L, 243 kW	12.87 - 09.96 12.87 - 09.96	654.422			106 875 	->Chass. 5903513		003 326 38 00 003 326 39 00 004 326 02 00		
					106 754 	->Chass. 5903513		003 323 98 00 003 323 99 00 004 323 57 00		
					131 113 	Chass. 5903514->		005 323 67 00 005 323 69 00		
					131 112 	Chass. 5903514->		005 323 51 00 005 323 54 00 005 323 64 00		
							112 928 (x4)			005 323 18 00
2433 S		652.163			106 865	->Chass. 5903513		003 323 67 00 003 323 68 00 004 323 41 00 004 323 68 00		
					125 045	Chass. 5903514 - Chass. K075926		005 323 59 00 005 323 61 00 005 323 63 00		
2433 S,2433 LS	12.87 - 09.96	654.555			106 875 	->Chass. 5541674		003 326 38 00 003 326 39 00 004 326 02 00		
					106 754 	->Chass. 5541674		003 323 98 00 003 323 99 00 004 323 57 00		
							112 928 (x4)	->Chass. 5541674		005 323 18 00
							131 112 	Chass. 5541675->		005 323 51 00 005 323 54 00 005 323 64 00
654.555 654.155										
2434										
2434 L		652.465/466			131 431	für Fahrzeuge mit verstärkter Vorderfeder / for vehicles with reinforced front spring	(115)	005 323 60 00 005 323 65 00		
					310 795			003 323 65 00 003 323 66 00 004 323 34 00 004 323 67 00		
							112 928 (x4)	->Chass. 5587351		005 323 18 00
							310 794 (x4)	Chass. 5587352->		004 326 58 00 004 326 59 00 004 326 70 00
2434 L 6x2		658.408			310 789	->Chass. 5463047		003 323 32 00 003 323 33 00 004 323 92 00 006 323 09 00		
					310 802	Chass. 5463048->		005 323 40 00 005 323 41 00		
							106 887 (x4)	->Chass. 5922798		004 326 23 00 004 326 24 00 004 326 43 00
						112 930 	->Chass. 5922798		002 326 60 00 003 326 47 00 623 326 00 00	
						124 882 (x4)	Chass. 5922799->		004 326 64 00 004 326 65 00	
						131 221 	Chass. 5922799->		004 326 66 00 004 326 73 00 658 320 00 31	

Achtung: Unsere Artikel sind nur als Ersatz für die angegebenen OE-Nummern gültig. In der Spalte "Ref." ist lediglich ein Teil der OE-Nummern aufgeführt. Die vollständige Auflistung aller Vergleichsnummern finden Sie im Anhang.
Attention: The articles are only valid as replacement for the listed OE-numbers. In the column "Ref." only a selection of OE-No. is given. The complete listing you can see in the appendix. (151)



























MERCEDES-BENZ

2435							
2435		645.026			310 789		003 323 32 00 003 323 33 00 004 323 92 00 006 323 09 00
					310 802 HD●		005 323 40 00 005 323 41 00
					106 220		003 326 21 00 003 326 22 00 003 326 42 00 004 326 47 00 620 326 00 00 645 320 00 31 645 326 00 00
2435, 260-269 kW	07.88 - 08.94	658.012/013 658.063 658.016-019			310 789		003 323 32 00 003 323 33 00 004 323 92 00 006 323 09 00
					310 802 HD●		005 323 40 00 005 323 41 00
						131 106 ●●	
		658.038			310 789		003 323 32 00 003 323 33 00 004 323 92 00 006 323 09 00
					310 802 HD●		005 323 40 00 005 323 41 00
						101 810	
	658.137-139			310 789		003 323 32 00 003 323 33 00 004 323 92 00 006 323 09 00	
				310 802 HD●		005 323 40 00 005 323 41 00	
					101 810 (x4)		002 326 92 00 002 326 93 00 003 326 50 00

Achtung: Unsere Artikel sind nur als Ersatz für die angegebenen OE-Nummern gültig. In der Spalte "Ref." ist lediglich ein Teil der OE-Nummern aufgeführt. Die vollständige Auflistung aller Vergleichsnummern finden Sie im Anhang.
 Attention: The articles are only valid as replacement for the listed OE-numbers. In the column "Ref." only a selection of OE-No. is given. The complete listing you can see in the appendix. (151)

		Baumuster Model						Ref.
--	--	--------------------	---	---	---	--	---	------








































MERCEDES-BENZ

2435										
2435,2435 L	07.87 - 09.96	658.012/013 658.063			310 789			003 323 32 00 003 323 33 00 004 323 92 00 006 323 09 00		
					310 802 HD●		005 323 40 00 005 323 41 00			
					131 106 ●●		004 326 25 00 006 326 88 00 648 326 00 00 A 006 326 88 00			
					310 789	->Chass. 5463047	003 323 32 00 003 323 33 00 004 323 92 00 006 323 09 00			
		658.413/463			310 802	Chass. 5463048->	005 323 40 00 005 323 41 00			
						106 887 (x4)	->Chass. 5922798	004 326 23 00 004 326 24 00 004 326 43 00		
					112 930 ●●	->Chass. 5922798	002 326 60 00 003 326 47 00 623 326 00 00			
					124 882 (x4)	Chass. 5922799->	004 326 64 00 004 326 65 00			
				131 221 ●●	Chass. 5922799->	004 326 66 00 004 326 73 00 658 320 00 31				
				131 106 ●●		004 326 25 00 006 326 88 00 648 326 00 00 A 006 326 88 00				
			2435 K	07.88 - 08.94	658.137-139			310 789		003 323 32 00 003 323 33 00 004 323 92 00 006 323 09 00
								310 802 HD●		005 323 40 00 005 323 41 00
							101 810 (x4)		002 326 92 00 002 326 93 00 003 326 50 00	
							310 803		003 323 71 00 003 323 72 00 004 323 01 00 004 323 46 00 006 323 08 00	
2435 S	07.88 - 08.94	658.135			101 810 (x4)●●		002 326 92 00 002 326 93 00 003 326 50 00			
					101 810 (x4)●●		002 326 92 00 002 326 93 00 003 326 50 00			
										

Achtung: Unsere Artikel sind nur als Ersatz für die angegebenen OE-Nummern gültig. In der Spalte "Ref." ist lediglich ein Teil der OE-Nummern aufgeführt. Die vollständige Auflistung aller Vergleichsnummern finden Sie im Anhang.
 Attention: The articles are only valid as replacement for the listed OE-numbers. In the column "Ref." only a selection of OE-No. is given. The complete listing you can see in the appendix. (151)

		Baumuster Model						Ref.
--	--	--------------------	---	---	---	--	---	------




























































MERCEDES-BENZ

2435										
2435 S,2435 LS	07.87 - 09.96	657.110			310 803 			003 323 71 00 003 323 72 00 004 323 01 00 004 323 46 00 006 323 08 00		
					106 746 			003 326 25 00 003 326 26 00 003 326 48 00		
							310 801			002 326 88 00 002 326 89 00 003 326 44 00
		657.510/560			310 803 			003 323 71 00 003 323 72 00 004 323 01 00 004 323 46 00 006 323 08 00		
					106 746 			003 326 25 00 003 326 26 00 003 326 48 00		
							101 323 (x4)			002 326 50 00 002 326 55 00 003 326 74 00
2448										
2448,2448 L	07.87 - 09.96	658.070/071 658.073			310 802			005 323 40 00 005 323 41 00		
							131 106			004 326 25 00 006 326 88 00 648 326 00 00 A 006 326 88 00
							106 592 			001 326 41 00 002 326 02 00 003 326 51 00
		658.473			310 789	->Chass. 5463047		003 323 32 00 003 323 33 00 004 323 92 00 006 323 09 00		
							310 802	Chass. 5463048->		005 323 40 00 005 323 41 00
							106 887 (x4)	->Chass. 5922798		004 326 23 00 004 326 24 00 004 326 43 00
							112 930 	->Chass. 5922798		002 326 60 00 003 326 47 00 623 326 00 00
							124 882 (x4)	Chass. 5922799->		004 326 64 00 004 326 65 00
							131 221 	Chass. 5922799->		004 326 66 00 004 326 73 00 658 320 00 31
					2448 L 2448 LS	07.88 - 07.92	658.195 657.510 657.585 658.473			310 803 
106 746 			003 326 25 00 003 326 26 00 003 326 48 00							
					101 323 (x4)			002 326 50 00 002 326 55 00 003 326 74 00		

Achtung: Unsere Artikel sind nur als Ersatz für die angegebenen OE-Nummern gültig. In der Spalte "Ref." ist lediglich ein Teil der OE-Nummern aufgeführt. Die vollständige Auflistung aller Vergleichsnummern finden Sie im Anhang.
 Attention: The articles are only valid as replacement for the listed OE-numbers. In the column "Ref." only a selection of OE-No. is given. The complete listing you can see in the appendix. (151)

		Baumuster Model						Ref.
--	--	--------------------	---	---	---	--	---	------



































MERCEDES-BENZ

2448								
2448 S	07.88 - 07.92	658.195			310 803			003 323 71 00 003 323 72 00 004 323 01 00 004 323 46 00 006 323 08 00
					101 810			002 326 92 00 002 326 93 00 003 326 50 00
					101 810 			002 326 92 00 002 326 93 00 003 326 50 00
2522								
2522 L		654.417 654.416			106 875 	->Chass. 5903513		003 326 38 00 003 326 39 00 004 326 02 00
					106 754 	->Chass. 5903513		003 323 98 00 003 323 99 00 004 323 57 00
					131 113 	Chass. 5903514->		005 323 67 00 005 323 69 00
					131 112 	Chass. 5903514->		005 323 51 00 005 323 54 00 005 323 64 00
2522 L		654.417			106 875 	->Chass. 5903513		003 326 38 00 003 326 39 00 004 326 02 00
					106 754 	->Chass. 5903513		003 323 98 00 003 323 99 00 004 323 57 00
					112 928 (x4)			005 323 18 00
2524								
2524, 9600 ccm 2524, 10964 ccm	06.92 - 09.96	652.032			131 431 			005 323 60 00 005 323 65 00
	01.94 - 09.96	653.031-033			310 795			003 323 65 00 003 323 66 00 004 323 34 00 004 323 67 00
2524,2524 L, 180 kW 2524,2524 L, 180-200 kW	12.87 - 09.96	653.022/024			125 045	Chass. K034709->		005 323 59 00 005 323 61 00 005 323 63 00
					131 432 			003 326 00 00 006 326 90 00 385 326 04 00
	12.87 - 09.96	654.416/417/ 418			646 002 			002 326 74 00 002 326 76 00 003 326 11 00
					131 113 	Chass. 5903514->		005 323 67 00 005 323 69 00
	12.87 - 09.96	654.426/427/ 428			131 112 	Chass. 5903514->		005 323 51 00 005 323 54 00 005 323 64 00
					106 875 	->Chass. 5903513		003 326 38 00 003 326 39 00 004 326 02 00
	12.87 - 09.96	654.416-418			106 754 	->Chass. 5903513		003 323 98 00 003 323 99 00 004 323 57 00
					112 928 (x4)			005 323 18 00
12.87 - 09.96	654.426-428			112 924 	(x4)			
				310 795			003 323 65 00 003 323 66 00 004 323 34 00 004 323 67 00	

Achtung: Unsere Artikel sind nur als Ersatz für die angegebenen OE-Nummern gültig. In der Spalte "Ref." ist lediglich ein Teil der OE-Nummern aufgeführt. Die vollständige Auflistung aller Vergleichsnummern finden Sie im Anhang.
 Attention: The articles are only valid as replacement for the listed OE-numbers. In the column "Ref." only a selection of OE-No. is given. The complete listing you can see in the appendix. (151)

		Baumuster Model						Ref.
--	--	--------------------	---	---	---	--	---	------

MERCEDES-BENZ













2527											
2527, 9572 ccm	10.93 - 09.96	653.047 653.049			310 795			003 323 65 00 003 323 66 00 004 323 34 00 004 323 67 00			
2527, 10964 ccm	01.94 - 09.96	653.047 653.049			310 795			003 323 65 00 003 323 66 00 004 323 34 00 004 323 67 00			
		653.049			131 432 ●●			003 326 00 00 006 326 90 00 385 326 04 00			
				646 002 ▲●●			002 326 74 00 002 326 76 00 003 326 11 00				
		654.426/427 654.432/433			112 928 (x4)			005 323 18 00			
		654.432/433			131 113 ●● 131 112 ●●			005 323 67 00 005 323 69 00 005 323 51 00 005 323 54 00 005 323 64 00			
2527 B, 9572 ccm 2527 B, 10964 ccm	03.91 - 09.96 01.94 - 09.96	653.072 653.070			310 795			003 323 65 00 003 323 66 00 004 323 34 00 004 323 67 00			
2527 L		652.455 652.457/458			310 795			003 323 65 00 003 323 66 00 004 323 34 00 004 323 67 00			
		652.457/458			310 794			004 326 58 00 004 326 59 00 004 326 70 00			
					131 431	für Fahrzeuge mit verstärkter Vorderfeder / for vehicles with reinforced front spring	(115)	005 323 60 00 005 323 65 00			
2527 L		654.422/426/ 427			131 113 ●●			005 323 67 00 005 323 69 00			
					131 112 ●●			005 323 51 00 005 323 54 00 005 323 64 00			
2527 L, 200-230 kW, 9572 ccm	09.92 - 09.96	653.417 653.419			310 795			003 323 65 00 003 323 66 00 004 323 34 00 004 323 67 00			
							112 928 (x4)	->Chass. 5587351		005 323 18 00	
								310 794 (x4)	Chass. 5587352->		004 326 58 00 004 326 59 00 004 326 70 00
						I	112 930 ●●			002 326 60 00 003 326 47 00 623 326 00 00	
									131 113 ●●	Chass. 5903514->	
					131 112 ●●	Chass. 5903514->				005 323 51 00 005 323 54 00 005 323 64 00	
					654.416-418 654.422			106 875 ●●	->Chass. 5903513		003 326 38 00 003 326 39 00 004 326 02 00
									106 754 ▲●●	->Chass. 5903513	
					654.432/433			112 928 (x4)			005 323 18 00
								112 928 (x4)			005 323 18 00






































Achtung: Unsere Artikel sind nur als Ersatz für die angegebenen OE-Nummern gültig. In der Spalte "Ref." ist lediglich ein Teil der OE-Nummern aufgeführt. Die vollständige Auflistung aller Vergleichsnummern finden Sie im Anhang.

Attention: The articles are only valid as replacement for the listed OE-numbers. In the column "Ref." only a selection of OE-No. is given. The complete listing you can see in the appendix. (151)

		Baumuster Model						Ref.
--	--	--------------------	---	---	---	--	---	------

MERCEDES-BENZ





































2527								
2527 L, 200-230 kW, 10964 ccm	01.94 - 09.96	654.432/433			131 113 			005 323 67 00 005 323 69 00
					131 112 			005 323 51 00 005 323 54 00 005 323 64 00
					112 928 (x4)			005 323 18 00
2527 L, 195 kW	03.91 - 08.94	654.418			106 875 	->Chass. 5903513		003 326 38 00 003 326 39 00 004 326 02 00
					106 754 	->Chass. 5903513		003 323 98 00 003 323 99 00 004 323 57 00
					131 113 	Chass. 5903514->		005 323 67 00 005 323 69 00
					131 112 	Chass. 5903514->		005 323 51 00 005 323 54 00 005 323 64 00
					112 928 (x4)			005 323 18 00

2531										
2531,2531 L, 9572 ccm	12.87 - 09.96	653.050-054			310 795			003 323 65 00 003 323 66 00 004 323 34 00 004 323 67 00		
							131 432 			003 326 00 00 006 326 90 00 385 326 04 00
							646 002 			002 326 74 00 002 326 76 00 003 326 11 00
		653.450-454			310 795			003 323 65 00 003 323 66 00 004 323 34 00 004 323 67 00		
							112 928	->Chass. 5587351		005 323 18 00
							310 794	Chass. 5587352->		004 326 58 00 004 326 59 00 004 326 70 00
							112 930 			002 326 60 00 003 326 47 00 623 326 00 00
		654.012			131 112 	Chass. 5541675->		005 323 51 00 005 323 54 00 005 323 64 00		
		2531,2531 L, 10964 ccm	12.87 - 09.96	653.050-054			310 795			003 323 65 00 003 323 66 00 004 323 34 00 004 323 67 00
									131 432 	
							646 002 			002 326 74 00 002 326 76 00 003 326 11 00
653.450-454					310 795			003 323 65 00 003 323 66 00 004 323 34 00 004 323 67 00		
							112 928	->Chass. 5587351		005 323 18 00
							310 794	Chass. 5587352->		004 326 58 00 004 326 59 00 004 326 70 00
							112 930 			002 326 60 00 003 326 47 00 623 326 00 00

Achtung: Unsere Artikel sind nur als Ersatz für die angegebenen OE-Nummern gültig. In der Spalte "Ref." ist lediglich ein Teil der OE-Nummern aufgeführt. Die vollständige Auflistung aller Vergleichsnummern finden Sie im Anhang.
 Attention: The articles are only valid as replacement for the listed OE-numbers. In the column "Ref." only a selection of OE-No. is given. The complete listing you can see in the appendix. (151)

		Baumuster Model						Ref.
--	--	--------------------	---	---	---	--	---	------


















































MERCEDES-BENZ

2531								
2531 L	652.495-497			310 795			003 323 65 00 003 323 66 00 004 323 34 00 004 323 67 00	
				310 794			004 326 58 00 004 326 59 00 004 326 70 00	
	654.416 654.418 654.422			106 875 	->Chass. 5903513		003 326 38 00 003 326 39 00 004 326 02 00	
				106 754 	->Chass. 5903513		003 323 98 00 003 323 99 00 004 323 57 00	
				112 928 (x4)			005 323 18 00	
	654.416/418/ 422 654.426/428/ 433			131 113 	Chass. 5903514->		005 323 67 00 005 323 69 00	
				131 112 	Chass. 5903514->		005 323 51 00 005 323 54 00 005 323 64 00	
	654.426 654.428 654.433			112 928 (x4)			005 323 18 00	
	655.405/406 655.408			310 802			005 323 40 00 005 323 41 00	
						124 882 (x4)		004 326 64 00 004 326 65 00
	2531 L 6x2	658.418			310 789	->Chass. 5463047	003 323 32 00 003 323 33 00 004 323 92 00 006 323 09 00	
						310 802	Chass. 5463048->	005 323 40 00 005 323 41 00
				106 887 (x4)	->Chass. 5922798	004 326 23 00 004 326 24 00 004 326 43 00		
					112 930 	->Chass. 5922798	002 326 60 00 003 326 47 00 623 326 00 00	
					124 882 (x4)	Chass. 5922799->	004 326 64 00 004 326 65 00	
					131 221 	Chass. 5922799->	004 326 66 00 004 326 73 00 658 320 00 31	
								
2534								
2534	652.065			131 431	für Fahrzeuge mit verstärkter Vorderfeder / for vehicles with reinforced front spring	(115)	005 323 60 00 005 323 65 00	
				310 795			003 323 65 00 003 323 66 00 004 323 34 00 004 323 67 00	
				106 757			003 326 14 00 003 326 15 00 004 326 68 00 004 326 69 00 006 326 63 00 617 326 00 00 652 320 00 31	

Achtung: Unsere Artikel sind nur als Ersatz für die angegebenen OE-Nummern gültig. In der Spalte "Ref." ist lediglich ein Teil der OE-Nummern aufgeführt. Die vollständige Auflistung aller Vergleichsnummern finden Sie im Anhang.
 Attention: The articles are only valid as replacement for the listed OE-numbers. In the column "Ref." only a selection of OE-No. is given. The complete listing you can see in the appendix. (151)

		Baumuster Model						Ref.
--	--	--------------------	---	---	---	--	---	------



















MERCEDES-BENZ

2534											
2534,2534 L	12.87 - 09.96	653.061-064			310 795	->Chass. 5903513		003 323 65 00 003 323 66 00 004 323 34 00 004 323 67 00			
					125 045	Chass. K034709->		005 323 59 00 005 323 61 00 005 323 63 00			
					131 432 			003 326 00 00 006 326 90 00 385 326 04 00			
					646 002 			002 326 74 00 002 326 76 00 003 326 11 00			
			653.461				310 795			003 323 65 00 003 323 66 00 004 323 34 00 004 323 67 00	
									112 928	->Chass. 5587351	
					310 794	Chass. 5587352->				004 326 58 00 004 326 59 00 004 326 70 00	
						112 930 			002 326 60 00 003 326 47 00 623 326 00 00		
		653.475				123 908			005 323 27 00 006 323 42 00		
								131 079 			005 323 17 00
									112 930 		
		2534 K	01.91 - 09.96	653.158			310 795			003 323 65 00 003 323 66 00 004 323 34 00 004 323 67 00	
2534 L		652.465-468			310 795			003 323 65 00 003 323 66 00 004 323 34 00 004 323 67 00			
							112 928 (x4)	->Chass. 5587351		005 323 18 00	
							310 794 (x4)	Chass. 5587352->		004 326 58 00 004 326 59 00 004 326 70 00	
						131 431	für Fahrzeuge mit verstärkter Vorderfeder / for vehicles with reinforced front spring (115)		005 323 60 00 005 323 65 00		
		654.426 654.432/433			112 928 (x4)			005 323 18 00			
		654.426/432/ 433			131 113 			005 323 67 00 005 323 69 00			
		655.420-423			310 802			005 323 40 00 005 323 41 00			
							124 882 (x4)			004 326 64 00 004 326 65 00	
2534 LL		652.478					123 908 (x4)			005 323 27 00 006 323 42 00	
							131 079 			005 323 17 00	

Achtung: Unsere Artikel sind nur als Ersatz für die angegebenen OE-Nummern gültig. In der Spalte "Ref." ist lediglich ein Teil der OE-Nummern aufgeführt. Die vollständige Auflistung aller Vergleichsnummern finden Sie im Anhang.
 Attention: The articles are only valid as replacement for the listed OE-numbers. In the column "Ref." only a selection of OE-No. is given. The complete listing you can see in the appendix. (151)

		Baumuster Model						Ref.
--	--	--------------------	---	---	---	--	---	------













MERCEDES-BENZ

2534												
2534 S,2534 LS	12.87 - 09.96	654.555		$\frac{\circ}{\circ}$	106 875 	->Chass. 5541674		003 326 38 00 003 326 39 00 004 326 02 00				
					106 754 	->Chass. 5541674		003 323 98 00 003 323 99 00 004 323 57 00				
		654.555		$\frac{\circ}{\circ}$	112 928 (x4)	->Chass. 5541674		005 323 18 00				
		654.155		$\frac{\circ}{\circ}$	131 112 	Chass. 5541675->		005 323 51 00 005 323 54 00 005 323 64 00				
2535												
2535 L 6x2		658.418		$\frac{\circ}{\circ}$	310 789	->Chass. 5463047		003 323 32 00 003 323 33 00 004 323 92 00 006 323 09 00				
					310 802	Chass. 5463048->		005 323 40 00 005 323 41 00				
				$\frac{\circ}{\circ}$	106 887 (x4)	->Chass. 5922798		004 326 23 00 004 326 24 00 004 326 43 00				
			$\frac{\circ}{I}$	112 930 	->Chass. 5922798		002 326 60 00 003 326 47 00 623 326 00 00					
			$\frac{\circ}{\circ}$	124 882 (x4)	Chass. 5922799->		004 326 64 00 004 326 65 00					
			$\frac{\circ}{I}$	131 221 	Chass. 5922799->		004 326 66 00 004 326 73 00 658 320 00 31					
			2538									
2538, 280 kW, 12763 ccm 2538, 280 kW, 14618 ccm 2538, 320 kW 2538, 370 kW, 6x4	03.91 - 09.96	658.146		$\frac{\circ}{\circ}$	310 802			005 323 40 00 005 323 41 00				
	01.94 - 09.96	658.043							$\frac{\circ}{\circ}$	101 810 		002 326 92 00 002 326 93 00 003 326 50 00
	03.91 - 09.96											
03.91 - 09.96				$\frac{\circ}{\circ}$	106 592 		001 326 41 00 002 326 02 00 003 326 51 00					
					$\frac{I}{I}$	131 106 		004 326 25 00 006 326 88 00 648 326 00 00 A 006 326 88 00				
2538		655.035 655.037		$\frac{\circ}{\circ}$	310 802			005 323 40 00 005 323 41 00				
						$\frac{I}{I}$	106 220		003 326 21 00 003 326 22 00 003 326 42 00 004 326 47 00 620 326 00 00 645 320 00 31 645 326 00 00			

Achtung: Unsere Artikel sind nur als Ersatz für die angegebenen OE-Nummern gültig. In der Spalte "Ref." ist lediglich ein Teil der OE-Nummern aufgeführt. Die vollständige Auflistung aller Vergleichsnummern finden Sie im Anhang.
Attention: The articles are only valid as replacement for the listed OE-numbers. In the column "Ref." only a selection of OE-No. is given. The complete listing you can see in the appendix. (151)

		Baumuster Model						Ref.
--	--	--------------------	---	---	---	--	---	------









































MERCEDES-BENZ

2538								
2538,2538 L, 280 kW, 12763 ccm	07.87 - 09.96	658.021-024		$\frac{\circ}{\circ}$	310 802			005 323 40 00 005 323 41 00
	07.87 - 09.96			$\frac{I}{I}$	131 106			004 326 25 00 006 326 88 00 648 326 00 00 A 006 326 88 00
2538,2538 L, 280 kW, 14618 ccm	07.87 - 09.96	658.026/027/ 028/029 658.078/079		$\frac{\circ}{\circ}$	310 802			005 323 40 00 005 323 41 00
				$\frac{\circ}{\circ}$	106 592 ∞			001 326 41 00 002 326 02 00 003 326 51 00
2538,2538 L, 320 kW	07.87 - 09.96	658.416 658.418/419		$\frac{\circ}{\circ}$	310 789	->Chass. 5463047		003 323 32 00 003 323 33 00 004 323 92 00 006 323 09 00
			$\frac{\circ}{\circ}$	310 802	Chass. 5463048->		005 323 40 00 005 323 41 00	
				$\frac{\circ}{\circ}$	106 887 (x4)	->Chass. 5922798		004 326 23 00 004 326 24 00 004 326 43 00
			$\frac{I}{I}$	112 930 ∞	->Chass. 5922798		002 326 60 00 003 326 47 00 623 326 00 00	
			$\frac{\circ}{\circ}$	124 882 (x4)	Chass. 5922799->		004 326 64 00 004 326 65 00	
			$\frac{I}{I}$	131 221 ∞	Chass. 5922799->		004 326 66 00 004 326 73 00 658 320 00 31	
		658.466 658.468/469		$\frac{\circ}{\circ}$	310 789	->Chass. 5463047		003 323 32 00 003 323 33 00 004 323 92 00 006 323 09 00
			$\frac{\circ}{\circ}$	310 802	Chass. 5463048->		005 323 40 00 005 323 41 00	
				$\frac{\circ}{\circ}$	106 887 (x4)	->Chass. 5922798		004 326 23 00 004 326 24 00 004 326 43 00
			$\frac{I}{I}$	112 930 ∞	->Chass. 5922798		002 326 60 00 003 326 47 00 623 326 00 00	
			$\frac{\circ}{\circ}$	124 882 (x4)	Chass. 5922799->		004 326 64 00 004 326 65 00	
			$\frac{I}{I}$	131 221 ∞	Chass. 5922799->		004 326 66 00 004 326 73 00 658 320 00 31	
2538 K, 2538 LK, 280 kW, 12763 ccm	03.91 - 09.96	658.147/148		$\frac{\circ}{\circ}$	310 789			003 323 32 00 003 323 33 00 004 323 92 00 006 323 09 00
	01.94 - 09.96							
2538 K, 2538 LK, 280 kW, 14618 ccm	03.91 - 09.96	658.149		$\frac{\circ}{\circ}$	310 802			005 323 40 00 005 323 41 00
2538 K, 2538 LK, 320 kW	03.91 - 09.96							
2538 K, 2538 LK, 362-370 kW	03.91 - 09.96							
2538 L		655.437 655.434 655.436		$\frac{\circ}{\circ}$	310 802			005 323 40 00 005 323 41 00
				$\frac{\circ}{\circ}$	106 887 (x4)	->Chass. 5922798		004 326 23 00 004 326 24 00 004 326 43 00
			$\frac{\circ}{\circ}$	124 882 (x4)	Chass. 5922799->		004 326 64 00 004 326 65 00	

Achtung: Unsere Artikel sind nur als Ersatz für die angegebenen OE-Nummern gültig. In der Spalte "Ref." ist lediglich ein Teil der OE-Nummern aufgeführt. Die vollständige Auflistung aller Vergleichsnummern finden Sie im Anhang.
 Attention: The articles are only valid as replacement for the listed OE-numbers. In the column "Ref." only a selection of OE-No. is given. The complete listing you can see in the appendix. (151)

		Baumuster Model						Ref.
--	--	--------------------	---	---	---	--	---	------





















MERCEDES-BENZ

2538									
2538 LK		655.337			310 772			002 323 72 00 002 323 73 00 003 323 97 00 004 323 44 00 004 323 97 00 004 323 98 00 006 323 07 00	
					106 861			003 326 23 00 003 326 24 00 003 326 43 00 003 326 82 00 005 326 31 00 621 326 00 00 646 326 00 00	
2538 S	03.91 - 09.96	658.146			310 789			003 323 32 00 003 323 33 00 004 323 92 00 006 323 09 00	
					101 810 (x4) 			002 326 92 00 002 326 93 00 003 326 50 00	
2538 S, 2538 LS, 280 kW, 12763 ccm 2538 S, 2538 LS, 320 kW	07.87 - 09.96	657.520 657.570			310 802 			005 323 40 00 005 323 41 00	
					106 746 			003 326 25 00 003 326 26 00 003 326 48 00	
						101 323 (x4) 			002 326 50 00 002 326 55 00 003 326 74 00
						101 323 (x4) 			002 326 50 00 002 326 55 00 003 326 74 00
			658.146			310 789			003 323 32 00 003 323 33 00 004 323 92 00 006 323 09 00
						101 810 (x4) 			002 326 92 00 002 326 93 00 003 326 50 00
2538 S, 2538 LS, 280 kW, 14618 ccm	07.87 - 09.96	657.120			310 802 			005 323 40 00 005 323 41 00	
					106 746 			003 326 25 00 003 326 26 00 003 326 48 00	
						310 801			002 326 88 00 002 326 89 00 003 326 44 00
		657.520 657.570				310 802 			005 323 40 00 005 323 41 00
						106 746 			003 326 25 00 003 326 26 00 003 326 48 00
						101 323 (x4) 			002 326 50 00 002 326 55 00 003 326 74 00
		658.146				310 789			003 323 32 00 003 323 33 00 004 323 92 00 006 323 09 00
						101 810 (x4) 			002 326 92 00 002 326 93 00 003 326 50 00

Achtung: Unsere Artikel sind nur als Ersatz für die angegebenen OE-Nummern gültig. In der Spalte "Ref." ist lediglich ein Teil der OE-Nummern aufgeführt. Die vollständige Auflistung aller Vergleichsnummern finden Sie im Anhang.
 Attention: The articles are only valid as replacement for the listed OE-numbers. In the column "Ref." only a selection of OE-No. is given. The complete listing you can see in the appendix. (151)

		Baumuster Model						Ref.
--	--	--------------------	---	---	---	--	---	------









































MERCEDES-BENZ

2544										
2544		655.093		$\frac{\circ}{\circ}$	310 802			005 323 40 00 005 323 41 00		
				$\frac{1}{1}$	106 220			003 326 21 00 003 326 22 00 003 326 42 00 004 326 47 00 620 326 00 00 645 320 00 31 645 326 00 00		
				$\frac{\circ}{\circ}$	310 802			005 323 40 00 005 323 41 00		
				$\frac{\circ}{\circ}$	106 592 			001 326 41 00 002 326 02 00 003 326 51 00		
				$\frac{\circ}{\circ}$	310 802			005 323 40 00 005 323 41 00		
				$\frac{\circ}{\circ}$	101 810 			002 326 92 00 002 326 93 00 003 326 50 00		
		2544,2544 L	07.87 - 09.96	655.337		$\frac{\circ}{\circ}$	310 772			002 323 72 00 002 323 73 00 003 323 97 00 004 323 44 00 004 323 97 00 004 323 98 00 006 323 07 00
						$\frac{1}{1}$	106 861			003 326 23 00 003 326 24 00 003 326 43 00 003 326 82 00 005 326 31 00 621 326 00 00 646 326 00 00
				658.050/051		$\frac{\circ}{\circ}$	310 802			005 323 40 00 005 323 41 00
						$\frac{1}{1}$	131 106			004 326 25 00 006 326 88 00 648 326 00 00 A 006 326 88 00
				658.053/054		$\frac{\circ}{\circ}$	310 802			005 323 40 00 005 323 41 00
						$\frac{\circ}{\circ}$	106 592 			001 326 41 00 002 326 02 00 003 326 51 00
	$\frac{1}{1}$				131 106 			004 326 25 00 006 326 88 00 648 326 00 00 A 006 326 88 00		
658.470/471				$\frac{\circ}{\circ}$	310 789		->Chass. 5463047	003 323 32 00 003 323 33 00 004 323 92 00 006 323 09 00		
				$\frac{\circ}{\circ}$	310 802		Chass. 5463048->	005 323 40 00 005 323 41 00		
				$\frac{\circ}{\circ}$	106 887 (x4)		->Chass. 5922798	004 326 23 00 004 326 24 00 004 326 43 00		
				$\frac{1}{1}$	112 930 		->Chass. 5922798	002 326 60 00 003 326 47 00 623 326 00 00		
				$\frac{\circ}{\circ}$	124 882 (x4)		Chass. 5922799->	004 326 64 00 004 326 65 00		
				$\frac{\circ}{1}$	131 221 		Chass. 5922799->	004 326 66 00 004 326 73 00 658 320 00 31		

Achtung: Unsere Artikel sind nur als Ersatz für die angegebenen OE-Nummern gültig. In der Spalte "Ref." ist lediglich ein Teil der OE-Nummern aufgeführt. Die vollständige Auflistung aller Vergleichsnummern finden Sie im Anhang.
 Attention: The articles are only valid as replacement for the listed OE-numbers. In the column "Ref." only a selection of OE-No. is given. The complete listing you can see in the appendix. (151)

		Baumuster Model						Ref.
--	--	--------------------	---	---	---	--	---	------






































MERCEDES-BENZ

2544								
2544 K		658.147			310 789			003 323 32 00 003 323 33 00 004 323 92 00 006 323 09 00
		658.149			310 802			005 323 40 00 005 323 41 00
2544 L		655.434 655.436/437			310 802			005 323 40 00 005 323 41 00
					106 887 (x4)	->Chass. 5922798		004 326 23 00 004 326 24 00 004 326 43 00
				124 882 (x4)	Chass. 5922799->		004 326 64 00 004 326 65 00	
		658.029			310 802		005 323 40 00 005 323 41 00	
					106 592 		001 326 41 00 002 326 02 00 003 326 51 00	
		658.043			310 802		005 323 40 00 005 323 41 00	
					101 810 		002 326 92 00 002 326 93 00 003 326 50 00	
		658.418/419			310 789	->Chass. 5463047	003 323 32 00 003 323 33 00 004 323 92 00 006 323 09 00	
					310 802	Chass. 5463048->	005 323 40 00 005 323 41 00	
					106 887 (x4)	->Chass. 5922798	004 326 23 00 004 326 24 00 004 326 43 00	
					112 930 	->Chass. 5922798	002 326 60 00 003 326 47 00 623 326 00 00	
					124 882 (x4)	Chass. 5922799->	004 326 64 00 004 326 65 00	
			131 221 	Chass. 5922799->	004 326 66 00 004 326 73 00 658 320 00 31			
2544 LS		657.570			310 802 		005 323 40 00 005 323 41 00	
					106 746 		003 326 25 00 003 326 26 00 003 326 48 00	
					101 323 (x4)		002 326 50 00 002 326 55 00 003 326 74 00	
2544 S, LS	01.92 - 09.96	658.146 658.190			310 789		003 323 32 00 003 323 33 00 004 323 92 00 006 323 09 00	
							101 810 	

Achtung: Unsere Artikel sind nur als Ersatz für die angegebenen OE-Nummern gültig. In der Spalte "Ref." ist lediglich ein Teil der OE-Nummern aufgeführt. Die vollständige Auflistung aller Vergleichsnummern finden Sie im Anhang.
 Attention: The articles are only valid as replacement for the listed OE-numbers. In the column "Ref." only a selection of OE-No. is given. The complete listing you can see in the appendix. (151)

		Baumuster Model						Ref.
--	--	--------------------	---	---	---	--	---	------



































MERCEDES-BENZ

2550								
2550,2550 L	07.87 - 09.96	658.070/071/ 073			310 802	->Chass. 5934167		005 323 40 00 005 323 41 00
					106 592 	->Chass. 5934167		001 326 41 00 002 326 02 00 003 326 51 00
					131 106			004 326 25 00 006 326 88 00 648 326 00 00 A 006 326 88 00
		658.473/474			310 789	->Chass. 5463047		003 323 32 00 003 323 33 00 004 323 92 00 006 323 09 00
					310 802	Chass. 5463048->		005 323 40 00 005 323 41 00
					106 887 (x4)	->Chass. 5922798		004 326 23 00 004 326 24 00 004 326 43 00
					112 930 	->Chass. 5922798		002 326 60 00 003 326 47 00 623 326 00 00
					124 882 (x4)	Chass. 5922799->		004 326 64 00 004 326 65 00
					131 221 	Chass. 5922799->		004 326 66 00 004 326 73 00 658 320 00 31
			2550 K		658.147			310 789
658.149					310 802		005 323 40 00 005 323 41 00	
2550 L		655.496			310 789		003 323 32 00 003 323 33 00 004 323 92 00 006 323 09 00	
					310 802 HD●		005 323 40 00 005 323 41 00	
					106 887 (x4)	->Chass. 5922798		004 326 23 00 004 326 24 00 004 326 43 00
					124 882 (x4)	Chass. 5922799->		004 326 64 00 004 326 65 00
2550 LS		657.585			310 802 ●●	->Chass. 5934167	005 323 40 00 005 323 41 00	
					310 803 ●●	Chass. 5934168->	003 323 71 00 003 323 72 00 004 323 01 00 004 323 46 00 006 323 08 00	
					106 746 ●●		003 326 25 00 003 326 26 00 003 326 48 00	
					101 323 (x4)		002 326 50 00 002 326 55 00 003 326 74 00	
2550 S, 2550 LS	01.91 - 09.96	658.195 657.585			310 802	->Chass. 5915569	005 323 40 00 005 323 41 00	
					310 803	Chass. 5915570->	003 323 71 00 003 323 72 00 004 323 01 00 004 323 46 00 006 323 08 00	
					101 810 ●●●●		002 326 92 00 002 326 93 00 003 326 50 00	

Achtung: Unsere Artikel sind nur als Ersatz für die angegebenen OE-Nummern gültig. In der Spalte "Ref." ist lediglich ein Teil der OE-Nummern aufgeführt. Die vollständige Auflistung aller Vergleichsnummern finden Sie im Anhang.
 Attention: The articles are only valid as replacement for the listed OE-numbers. In the column "Ref." only a selection of OE-No. is given. The complete listing you can see in the appendix. (151)

		Baumuster Model						Ref.
--	--	--------------------	---	---	---	--	---	------

















MERCEDES-BENZ

2553								
2553		658.027			310 802			005 323 40 00 005 323 41 00
					106 592 			001 326 41 00 002 326 02 00 003 326 51 00
2553,2553 L	07.87 - 09.96	658.071			310 802	Chass. 5463048->		005 323 40 00 005 323 41 00
					131 106			004 326 25 00 006 326 88 00 648 326 00 00 A 006 326 88 00
2553 S, 2553 LS	01.96 - 09.96	655.593			310 803	->Chass. K083162		003 323 71 00 003 323 72 00 004 323 01 00 004 323 46 00 006 323 08 00
					310 789	Chass. K083163->		003 323 32 00 003 323 33 00 004 323 92 00 006 323 09 00
					310 793 <small>(x4)</small>			002 326 62 00 002 326 63 00 003 326 85 00 005 326 20 00
		658.195			310 803	->Chass. 5915569		003 323 71 00 003 323 72 00 004 323 01 00 004 323 46 00 006 323 08 00
					310 802	Chass. 5915570->		005 323 40 00 005 323 41 00
					101 810 			002 326 92 00 002 326 93 00 003 326 50 00
2624								
2624 L 6x4		343.301			897 001			001 323 17 00 001 323 76 00 001 323 79 00 004 323 60 00
2624 LA 6x6		343.101			897 001			001 323 17 00 001 323 76 00 001 323 79 00 004 323 60 00
2624 LAB 6x6		343.134			897 001			001 323 17 00 001 323 76 00 001 323 79 00 004 323 60 00
2624 LAK 6x6		343.103/104			897 001			001 323 17 00 001 323 76 00 001 323 79 00 004 323 60 00
2624 LAS 6x6		343.114			897 001			001 323 17 00 001 323 76 00 001 323 79 00 004 323 60 00
2624 LB 6x4		643.334			897 001			001 323 17 00 001 323 76 00 001 323 79 00 004 323 60 00
2624 LK 6x4		643.303/304			897 001			001 323 17 00 001 323 76 00 001 323 79 00 004 323 60 00

Achtung: Unsere Artikel sind nur als Ersatz für die angegebenen OE-Nummern gültig. In der Spalte "Ref." ist lediglich ein Teil der OE-Nummern aufgeführt. Die vollständige Auflistung aller Vergleichsnummern finden Sie im Anhang.
 Attention: The articles are only valid as replacement for the listed OE-numbers. In the column "Ref." only a selection of OE-No. is given. The complete listing you can see in the appendix. (151)

		Baumuster Model						Ref.
--	--	--------------------	---	---	---	--	---	------













MERCEDES-BENZ

2624								
2624 LK 6x6		643			310 772			002 323 72 00 002 323 73 00 003 323 97 00 004 323 44 00 004 323 97 00 004 323 98 00 006 323 07 00
2624 LS 6x4		643.314			897 001			001 323 17 00 001 323 76 00 001 323 79 00 004 323 60 00
2626								
2626 2626 S	06.75 - 03.81 06.75 - 03.81	395.315/316 395.312			310 798			002 323 58 00 002 323 59 00 002 326 95 00 003 326 02 00 003 326 77 00 004 323 00 00 004 323 45 00
2626 A 2626 AB 2626 AK 2626 AS 2626 B 2626 K	06.75 - 03.81 05.74 - 12.80 08.73 - 12.81 06.75 - 03.81 05.74 - 12.80 08.73 - 03.81	395.472 395.412 395.342 395.372 395.444 395.344 395.415 395.443 395.442			310 772			002 323 72 00 002 323 73 00 003 323 97 00 004 323 44 00 004 323 97 00 004 323 98 00 006 323 07 00
2628								
2628	02.80 - 03.91	623.007/009			310 789			003 323 32 00 003 323 33 00 004 323 92 00 006 323 09 00
					310 802 HD●			005 323 40 00 005 323 41 00
					799 001			001 326 93 00 393 326 00 00
					106 592 99			001 326 41 00 002 326 02 00 003 326 51 00
					624.032/033	106 860	Sonderausführung / Special design	(98)
			310 798			002 323 58 00 002 323 59 00 002 326 95 00 003 326 02 00 003 326 77 00 004 323 00 00 004 323 45 00		
2628 A, 206 kW	02.80 - 03.91	624.232/233			106 860	Sonderausführung / Special design	(98)	003 323 30 00 003 323 31 00 003 323 34 00 004 323 47 00
					310 772			002 323 72 00 002 323 73 00 003 323 97 00 004 323 44 00 004 323 97 00 004 323 98 00 006 323 07 00

Achtung: Unsere Artikel sind nur als Ersatz für die angegebenen OE-Nummern gültig. In der Spalte "Ref." ist lediglich ein Teil der OE-Nummern aufgeführt. Die vollständige Auflistung aller Vergleichsnummern finden Sie im Anhang.
 Attention: The articles are only valid as replacement for the listed OE-numbers. In the column "Ref." only a selection of OE-No. is given. The complete listing you can see in the appendix. (151)

		Baumuster Model						Ref.
--	--	--------------------	---	---	---	--	---	------

MERCEDES-BENZ



2628								
2628 A, 331 kW 2628 AS 2628 K	01.90 - 03.91 02.80 - 03.91 02.80 - 03.91	624.132 624.233 624.331 624.134			106 860	Sonderausführung / Special design	(98)	003 323 30 00 003 323 31 00 003 323 34 00 004 323 47 00
					310 772			002 323 72 00 002 323 73 00 003 323 97 00 004 323 44 00 004 323 97 00 004 323 98 00 006 323 07 00
2628 AK 2628 B 2628 LK 6x4	02.80 - 03.91 02.80 - 08.89	343 624.333 624.030 624.334			310 772			002 323 72 00 002 323 73 00 003 323 97 00 004 323 44 00 004 323 97 00 004 323 98 00 006 323 07 00
2628 L 6x4 2628 LS 6x4		343			310 777			002 323 16 00 002 323 54 00 004 323 49 00
2628 S	02.80 - 03.91	624.131			106 860	Sonderausführung / Special design	(98)	003 323 30 00 003 323 31 00 003 323 34 00 004 323 47 00
					310 798			002 323 58 00 002 323 59 00 002 326 95 00 003 326 02 00 003 326 77 00 004 323 00 00 004 323 45 00
2629								
2629, 213-218 kW 2629, 269 kW 2629 S	07.88 - 08.94 07.88 - 08.94 07.88 - 08.94	659.033 659.032 659.131			310 798			002 323 58 00 002 323 59 00 002 326 95 00 003 326 02 00 003 326 77 00 004 323 00 00 004 323 45 00
2629 A, 213-218 kW 2629 A, 269 kW 2629 A, 280 kW 2629 A, 320 kW 2629 A, 340 kW 2629 A, 362-370 kW 2629 AK, 213-218 kW 2629 AK, 269 kW 2629 AK, 320 kW 2629 AK, 362-370 kW 2629 AS, 213-218 kW 2629 AS, 362-370 kW 2629 B 2629 K, 213-218 kW 2629 K, 230 kW 2629 K, 362 kW	07.88 - 08.94 07.88 - 08.94 07.88 - 08.94 07.88 - 08.94 07.88 - 08.94 07.88 - 08.94 07.88 - 08.94 07.88 - 08.94 07.88 - 08.94 07.88 - 08.94 07.88 - 08.94 07.88 - 08.94 07.88 - 08.94 07.88 - 08.94 07.88 - 08.94 07.88 - 08.94	659.134 659.331 659.233 659.333 659.030 659.132 659.232 659.334			310 772			002 323 72 00 002 323 73 00 003 323 97 00 004 323 44 00 004 323 97 00 004 323 98 00 006 323 07 00







Achtung: Unsere Artikel sind nur als Ersatz für die angegebenen OE-Nummern gültig. In der Spalte "Ref." ist lediglich ein Teil der OE-Nummern aufgeführt. Die vollständige Auflistung aller Vergleichsnummern finden Sie im Anhang.



Attention: The articles are only valid as replacement for the listed OE-numbers. In the column "Ref." only a selection of OE-No. is given. The complete listing you can see in the appendix. (151)

		Baumuster Model						Ref.
--	---	----------------------------	---	---	---	---	---	-------------

MERCEDES-BENZ

2631								
2631, 230 kW	06.92 - 09.96	659.304			310 772			002 323 72 00
2631, 230-250 kW	06.92 - 09.96	659.101						002 323 73 00
2631 A, 9572 ccm	06.92 - 09.96	659.301						003 323 97 00
2631 A, 10964 ccm	01.94 - 09.96	659.104						004 323 44 00
2631 AK, 2634 AK, 9572 ccm	06.92 - 09.96	659.303						004 323 97 00
2631 AK, 2634 AK, 10964 ccm	01.94 - 09.96	659.102						004 323 98 00
2631 AS	06.92 - 09.96	659.000						006 323 07 00
2631 B	06.92 - 09.96	659.203						
2631 S, 9572 ccm	06.92 - 09.96	659.003						
2631 S, 10964 ccm	06.92 - 09.96	659.002						

















2632								
2632	05.74 - 09.83	395.325/326			310 798			002 323 58 00
2632 S	05.74 - 09.83	395.322						002 323 59 00
								002 326 95 00
								003 326 02 00
								003 326 77 00
								004 323 00 00
								004 323 45 00
2632 A	05.74 - 09.83	395.453			310 772			002 323 72 00
2632 AB,B		395.352						002 323 73 00
2632 AK	08.73 - 09.83	395.454						003 323 97 00
2632 AS	05.74 - 09.83	395.422 395						004 323 44 00
2632 K	08.73 - 09.83	395.452						004 323 97 00
		395.425						004 323 98 00
		395.354						006 323 07 00
2632 AS 6x6		624.331 395			106 860	Sonderausführung / Special design	(98)	003 323 30 00
					310 772			003 323 31 00
								003 323 34 00
								004 323 47 00
								002 323 72 00
								002 323 73 00
								003 323 97 00
								004 323 44 00
								004 323 97 00
								004 323 98 00
								006 323 07 00

2633								
2633	05.82 - 05.87	624.196			310 798			002 323 58 00
2633 S	05.82 - 05.87	623.023						002 323 59 00
		623.073						002 326 95 00
		624.048						003 326 02 00
		624.146						003 326 77 00
								004 323 00 00
								004 323 45 00

Achtung: Unsere Artikel sind nur als Ersatz für die angegebenen OE-Nummern gültig. In der Spalte "Ref." ist lediglich ein Teil der OE-Nummern aufgeführt. Die vollständige Auflistung aller Vergleichsnummern finden Sie im Anhang.
 Attention: The articles are only valid as replacement for the listed OE-numbers. In the column "Ref." only a selection of OE-No. is given. The complete listing you can see in the appendix. (151)

		Baumuster Model						Ref.
--	--	--------------------	---	---	---	--	---	------

MERCEDES-BENZ















2633													
2633 6x2		623.023			310 789		003 323 32 00	003 323 33 00					
					310 802 HD●		004 323 92 00	006 323 09 00					
					799 001		001 326 93 00	393 326 00 00					
		106 592 99				001 326 41 00	002 326 02 00						
						003 326 51 00							
		623.073			310 803		003 323 71 00	003 323 72 00	004 323 01 00	004 323 46 00			
799 001					001 326 93 00	393 326 00 00							
			106 592 99		001 326 41 00	002 326 02 00	003 326 51 00						
		2634											
2634 S		659.101			310 772		002 323 72 00	002 323 73 00	003 323 97 00	004 323 44 00	004 323 97 00	004 323 98 00	006 323 07 00
2635													
2635		658.038			310 789		003 323 32 00	003 323 33 00	004 323 92 00	006 323 09 00			
					310 802 HD●		005 323 40 00	005 323 41 00					
					101 810 (x4)		002 326 92 00	002 326 93 00	003 326 50 00				
2635 A, 260-269 kW 2635 A, 269 kW 2635 A, 320 kW 2635 AK, 250-269 kW 2635 AK, 269 kW 2635 AK, 362-370 kW 2635 AS, 250-269 kW 2635 AS, 269 kW 2635 AS, 362 kW 2635 K, 250-269 kW 2635 K, 280 kW 2635 K, 320 kW 2635 K, 362-370 kW	07.88 - 08.94 07.88 - 08.94 04.86 - 03.91 01.91 - 08.94 07.88 - 08.94 04.86 - 03.91 07.88 - 08.94 02.90 - 08.94 09.87 - 03.91 12.91 - 08.94 02.90 - 08.94 09.87 - 03.91 02.90 - 08.94 02.92 - 08.94 09.87 - 03.91 02.90 - 09.96 07.88 - 08.94 01.91 - 08.94 07.91 - 08.94 07.88 - 08.94	648.013 649.186 649.136 649.038 659.038 659.136 658.019 659.186 649.339 659.338 649.336 659.339 659.336 659.139 649.237 659.333 649.338 659.237 659.137					310 798		002 323 58 00	002 323 59 00	002 326 95 00	003 326 02 00	003 326 77 00
			002 323 72 00	002 323 73 00					003 323 97 00	004 323 44 00	004 323 97 00	004 323 98 00	006 323 07 00

Achtung: Unsere Artikel sind nur als Ersatz für die angegebenen OE-Nummern gültig. In der Spalte "Ref." ist lediglich ein Teil der OE-Nummern aufgeführt. Die vollständige Auflistung aller Vergleichsnummern finden Sie im Anhang.

Attention: The articles are only valid as replacement for the listed OE-numbers. In the column "Ref." only a selection of OE-No. is given. The complete listing you can see in the appendix. (151)

		Baumuster Model						Ref.
--	---	----------------------------	---	---	---	---	---	-------------

















MERCEDES-BENZ

2636								
2636	11.81 - 03.91	624.037 623.013 624.038 623.012			310 798			002 323 58 00 002 323 59 00 002 326 95 00 003 326 02 00 003 326 77 00 004 323 00 00 004 323 45 00
2636 6x2		623.013 623.012			310 789			003 323 32 00 003 323 33 00 004 323 92 00 006 323 09 00
					310 802 HD●			005 323 40 00 005 323 41 00
					799 001			001 326 93 00 393 326 00 00
				106 592 oo			001 326 41 00 002 326 02 00 003 326 51 00	
2636 A 2636 AS 2636 K	11.81 - 03.91	624.237			106 860	Sonderausführung / Special design	(98)	003 323 30 00 003 323 31 00 003 323 34 00 004 323 47 00
	11.81 - 03.91	624.137			310 772			002 323 72 00 002 323 73 00 003 323 97 00 004 323 44 00 004 323 97 00 004 323 98 00 006 323 07 00
2636 AK	11.81 - 03.91	624.338/339			106 860	Sonderausführung / Special design	(98)	003 323 30 00 003 323 31 00 003 323 34 00 004 323 47 00
					310 772			002 323 72 00 002 323 73 00 003 323 97 00 004 323 44 00 004 323 97 00 004 323 98 00 006 323 07 00
2636 S	11.81 - 03.91	624.136			106 860	Sonderausführung / Special design	(98)	003 323 30 00 003 323 31 00 003 323 34 00 004 323 47 00
					310 798			002 323 58 00 002 323 59 00 002 326 95 00 003 326 02 00 003 326 77 00 004 323 00 00 004 323 45 00

Achtung: Unsere Artikel sind nur als Ersatz für die angegebenen OE-Nummern gültig. In der Spalte "Ref." ist lediglich ein Teil der OE-Nummern aufgeführt. Die vollständige Auflistung aller Vergleichsnummern finden Sie im Anhang.
 Attention: The articles are only valid as replacement for the listed OE-numbers. In the column "Ref." only a selection of OE-No. is given. The complete listing you can see in the appendix. (151)

		Baumuster Model						Ref.
--	--	--------------------	---	---	---	--	---	------

MERCEDES-BENZ























2638								
2638, 2638 L, 280 kW, 12763 ccm	09.91 - 09.96	659.341			310 772			002 323 72 00 002 323 73 00 003 323 97 00 004 323 44 00 004 323 97 00 004 323 98 00 006 323 07 00
2638, 2638 L, 280 kW, 14618 ccm	09.91 - 09.96	659.343 659.142 659.242 659.147						
2638, 2638 L, 320 kW	09.91 - 09.96	659.344						
2638, 2638 L, 370 kW	09.91 - 09.96	659.197						
2638 A, LA, 12763 ccm	09.91 - 09.96	659.144						
2638 A, LA, 14618 ccm	09.91 - 09.96	659.028						
2638 AK, 280 kW, 12763 ccm	07.92 - 09.96	659.137						
2638 AK, 280 kW, 14618 ccm	01.94 - 09.96							
2638 AK, 320 kW	07.92 - 09.96							
2638 AK, 370 kW	09.91 - 09.96							
2638 AS, 280 kW, 12763 ccm	07.92 - 09.96							
2638 AS, 280 kW, 14618 ccm	01.94 - 09.96							
2638 AS, 320 kW	07.92 - 09.96							
2638 AS, 370 kW	07.92 - 09.96							
2638 K, 280 kW, 12763 ccm	09.91 - 09.96							
2638 K, 280 kW, 14618 ccm	09.91 - 09.96							
2638 K, 320 kW	09.91 - 09.96							
2638 K, 362 kW	09.91 - 09.96							
2638 K, 370 kW	09.91 - 09.96							
2638 S, 320 kW	09.91 - 09.96							
2638 S, 370 kW	09.91 - 09.96							
2638 6x2		623.068			310 803			003 323 71 00 003 323 72 00 004 323 01 00 004 323 46 00 006 323 08 00
					799 001			001 326 93 00 393 326 00 00
					106 592 			001 326 41 00 002 326 02 00 003 326 51 00
2638 S, 276 kW	01.81 - 12.86	624.191			310 798			002 323 58 00 002 323 59 00 002 326 95 00 003 326 02 00 003 326 77 00 004 323 00 00 004 323 45 00
2644								
2644, 2644 L	01.92 - 09.96	659.093 659.142 659.147			310 772			002 323 72 00 002 323 73 00 003 323 97 00 004 323 44 00 004 323 97 00 004 323 98 00 006 323 07 00
2644 AK 2644 S	01.92 - 09.96	659.343 659.191 659.344			310 772			002 323 72 00 002 323 73 00 003 323 97 00 004 323 44 00 004 323 97 00 004 323 98 00 006 323 07 00
2644 S	10.85 - 02.90	649.196			310 798			002 323 58 00 002 323 59 00 002 326 95 00 003 326 02 00 003 326 77 00 004 323 00 00 004 323 45 00

Achtung: Unsere Artikel sind nur als Ersatz für die angegebenen OE-Nummern gültig. In der Spalte "Ref." ist lediglich ein Teil der OE-Nummern aufgeführt. Die vollständige Auflistung aller Vergleichsnummern finden Sie im Anhang.

Attention: The articles are only valid as replacement for the listed OE-numbers. In the column "Ref." only a selection of OE-No. is given. The complete listing you can see in the appendix. (151)

		Baumuster Model						Ref.
--	--	--------------------	---	---	---	--	---	------









MERCEDES-BENZ

2648								
2648 S, 329 kW 2648 S, 353-362 kW	12.88 - 07.92 12.88 - 07.92	659.196			310 798			002 323 58 00 002 323 59 00 002 326 95 00 003 326 02 00 003 326 77 00 004 323 00 00 004 323 45 00
2650								
2650, 2650 L	07.92 - 09.96	625.197			310 789			003 323 32 00 003 323 33 00 004 323 92 00 006 323 09 00
					101 810 (x4)			002 326 92 00 002 326 93 00 003 326 50 00
		659.098			310 772			002 323 72 00 002 323 73 00 003 323 97 00 004 323 44 00 004 323 97 00 004 323 98 00 006 323 07 00
					131 432 ●●			003 326 00 00 006 326 90 00 385 326 04 00
				646 002 ▲●●				002 326 74 00 002 326 76 00 003 326 11 00
		659.142 659.144			310 772			002 323 72 00 002 323 73 00 003 323 97 00 004 323 44 00 004 323 97 00 004 323 98 00 006 323 07 00
2650 S	07.92 - 09.96	625.197			310 789			003 323 32 00 003 323 33 00 004 323 92 00 006 323 09 00
					101 810 (x4)			002 326 92 00 002 326 93 00 003 326 50 00
		659.142 659.144			310 772			002 323 72 00 002 323 73 00 003 323 97 00 004 323 44 00 004 323 97 00 004 323 98 00 006 323 07 00
			659.196			310 798	->Chass. 5915569	
				310 772	Chass. 5915570->		002 323 72 00 002 323 73 00 003 323 97 00 004 323 44 00 004 323 97 00 004 323 98 00 006 323 07 00	

Achtung: Unsere Artikel sind nur als Ersatz für die angegebenen OE-Nummern gültig. In der Spalte "Ref." ist lediglich ein Teil der OE-Nummern aufgeführt. Die vollständige Auflistung aller Vergleichsnummern finden Sie im Anhang.
 Attention: The articles are only valid as replacement for the listed OE-numbers. In the column "Ref." only a selection of OE-No. is given. The complete listing you can see in the appendix. (151)

		Baumuster Model						Ref.
--	--	--------------------	---	---	---	--	---	------































MERCEDES-BENZ

2653								
2653		659.098		$\frac{1}{0}$	131 432 			003 326 00 00 006 326 90 00 385 326 04 00
				$\frac{0}{0}$	646 002 			002 326 74 00 002 326 76 00 003 326 11 00
2653 S,LS								
2653 S,LS		659.196		$\frac{0}{0}$	310 798	->Chass. 5915569		002 323 58 00 002 323 59 00 002 326 95 00 003 326 02 00 003 326 77 00 004 323 00 00 004 323 45 00
				$\frac{0}{0}$	310 772	Chass. 5915570->		002 323 72 00 002 323 73 00 003 323 97 00 004 323 44 00 004 323 97 00 004 323 98 00 006 323 07 00
2822								
2822		619.038		$\frac{0}{0}$	112 027			002 323 86 00 002 323 87 00 004 323 52 00 004 323 64 00
2825								
2825		619.038		$\frac{0}{0}$	112 027			002 323 86 00 002 323 87 00 004 323 52 00 004 323 64 00
2828								
2828		619.038		$\frac{0}{0}$	112 027			002 323 86 00 002 323 87 00 004 323 52 00 004 323 64 00
2848								
2848 S,LS		659.196		$\frac{0}{0}$	310 798	->Chass. 5915569		002 323 58 00 002 323 59 00 002 326 95 00 003 326 02 00 003 326 77 00 004 323 00 00 004 323 45 00
				$\frac{0}{0}$	310 772	Chass. 5915570->		002 323 72 00 002 323 73 00 003 323 97 00 004 323 44 00 004 323 97 00 004 323 98 00 006 323 07 00

Achtung: Unsere Artikel sind nur als Ersatz für die angegebenen OE-Nummern gültig. In der Spalte "Ref." ist lediglich ein Teil der OE-Nummern aufgeführt. Die vollständige Auflistung aller Vergleichsnummern finden Sie im Anhang.
 Attention: The articles are only valid as replacement for the listed OE-numbers. In the column "Ref." only a selection of OE-No. is given. The complete listing you can see in the appendix. (151)

		Baumuster Model						Ref.
--	---	--------------------	---	---	---	---	---	------











MERCEDES-BENZ

3025									
3025 B		619.048			112 027	->Chass. 5064842		002 323 86 00 002 323 87 00 004 323 52 00 004 323 64 00	
						112 027	Chass. 5064843-> Sonderausführung / Special design	(98)	002 323 86 00 002 323 87 00 004 323 52 00 004 323 64 00
						310 795	Chass. 5064843->		003 323 65 00 003 323 66 00 004 323 34 00 004 323 67 00
		619.049				310 795			003 323 65 00 003 323 66 00 004 323 34 00 004 323 67 00
3025 B, 184-206 kW	12.85 - 07.87	625.005			125 150			004 323 99 00	
3025 K		619.034			112 027	->Chass. 5064842		002 323 86 00 002 323 87 00 004 323 52 00 004 323 64 00	
						112 027	->Chass. 5064842		002 323 86 00 002 323 87 00 004 323 52 00 004 323 64 00
		619.048			112 027	Chass. 5064843-> Sonderausführung / Special design	(98)	002 323 86 00 002 323 87 00 004 323 52 00 004 323 64 00	
						310 795	Chass. 5064843->		003 323 65 00 003 323 66 00 004 323 34 00 004 323 67 00
3025 K, 184 kW	12.85 - 07.87	625.009			125 150			004 323 99 00	
3028									
3028		625.005			125 150			004 323 99 00	
3028 6x2 3028 B 6x4		623.009 623.032			310 789			003 323 32 00 003 323 33 00 004 323 92 00 006 323 09 00	
						310 802 HD●		005 323 40 00 005 323 41 00	
					101 810		002 326 92 00 002 326 93 00 003 326 50 00		
						101 810 ○○		002 326 92 00 002 326 93 00 003 326 50 00	
3028 B	12.85 - 07.87	625.015			310 789 ●●●●			003 323 32 00 003 323 33 00 004 323 92 00 006 323 09 00	
						310 802 HD●● ●●		005 323 40 00 005 323 41 00	
3028 K	12.85 - 07.87	625.018			310 789 ●●●●			003 323 32 00 003 323 33 00 004 323 92 00 006 323 09 00	

Achtung: Unsere Artikel sind nur als Ersatz für die angegebenen OE-Nummern gültig. In der Spalte "Ref." ist lediglich ein Teil der OE-Nummern aufgeführt. Die vollständige Auflistung aller Vergleichsnummern finden Sie im Anhang.
Attention: The articles are only valid as replacement for the listed OE-numbers. In the column "Ref." only a selection of OE-No. is given. The complete listing you can see in the appendix. (151)








		Baumuster Model						Ref.
--	--	--------------------	---	---	---	--	---	------

MERCEDES-BENZ




























3028								
3028 K 6x4	623.032		○ ○	310 789		003 323 32 00 003 323 33 00 004 323 92 00 006 323 09 00		
				310 802 HD●		005 323 40 00 005 323 41 00		
			○ ○	101 810		002 326 92 00 002 326 93 00 003 326 50 00		
				101 810 99		002 326 92 00 002 326 93 00 003 326 50 00		
3033								
3033 6x2	623.023		○ ○	310 789		003 323 32 00 003 323 33 00 004 323 92 00 006 323 09 00		
				310 802 HD●		005 323 40 00 005 323 41 00		
			I I	799 001		001 326 93 00 393 326 00 00		
				106 592 99		001 326 41 00 002 326 02 00 003 326 51 00		
3035								
3035 K	648.038		○ ○	310 789		003 323 32 00 003 323 33 00 004 323 92 00 006 323 09 00		
				310 802 HD●		005 323 40 00 005 323 41 00		
			○ ○	101 810		002 326 92 00 002 326 93 00 003 326 50 00		
				101 810 99		002 326 92 00 002 326 93 00 003 326 50 00		
3036								
3036 6x2	623.013 623.012		○ ○	310 789		003 323 32 00 003 323 33 00 004 323 92 00 006 323 09 00		
				310 802 HD●		005 323 40 00 005 323 41 00		
			I I	799 001		001 326 93 00 393 326 00 00		
				106 592 99		001 326 41 00 002 326 02 00 003 326 51 00		
3038								
3038 6x2	623.068		○ ○	310 803		003 323 71 00 003 323 72 00 004 323 01 00 004 323 46 00 006 323 08 00		
					I I	799 001		001 326 93 00 393 326 00 00
		106 592 99				001 326 41 00 002 326 02 00 003 326 51 00		

Achtung: Unsere Artikel sind nur als Ersatz für die angegebenen OE-Nummern gültig. In der Spalte "Ref." ist lediglich ein Teil der OE-Nummern aufgeführt. Die vollständige Auflistung aller Vergleichsnummern finden Sie im Anhang.

Attention: The articles are only valid as replacement for the listed OE-numbers. In the column "Ref." only a selection of OE-No. is given. The complete listing you can see in the appendix. (151)

		Baumuster Model						Ref.
--	--	--------------------	---	---	---	--	---	------





























MERCEDES-BENZ

3038								
3038 S 6x4		659.147			310 772			002 323 72 00 002 323 73 00 003 323 97 00 004 323 44 00 004 323 97 00 004 323 98 00 006 323 07 00
3050								
3050 3050 S 3053 S	01.94 - 09.96	625.036 625.196/197			310 789			003 323 32 00 003 323 33 00 004 323 92 00 006 323 09 00
	12.93 - 09.96	625.037			101 810 (x4)			002 326 92 00 002 326 93 00 003 326 50 00
3053								
3053 3053 A 3053 S		625.037			310 789			003 323 32 00 003 323 33 00 004 323 92 00 006 323 09 00
					101 810 (x4)			002 326 92 00 002 326 93 00 003 326 50 00
3228								
3228 B	07.87 - 03.91	625.005			125 150 ●●●●			004 323 99 00
					131 056 ●	Achslast [t] / Axle Load [t]: 7,5	(6)	006 323 51 00 375 323 00 00
3228 K	07.87 - 03.91	625.009			125 150 ●●●●			004 323 99 00
					131 056 ●	Achslast [t] / Axle Load [t]: 7,5	(6)	006 323 51 00 375 323 00 00
		625.018/019			310 789 ●●●●			003 323 32 00 003 323 33 00 004 323 92 00 006 323 09 00
					310 802 HD●●			005 323 40 00 005 323 41 00
					131 056 ●	Achslast [t] / Axle Load [t]: 7,5	(6)	006 323 51 00 375 323 00 00
								
3229								
3229 3229 B 3229 K	09.89 - 08.94 09.89 - 07.92 09.89 - 01.92	625.108 625.101 625.105			125 150 ●●●●			004 323 99 00
3233								
3233 B 3233 K	10.90 - 07.92 10.90 - 07.92	625.115 625.118			125 150 ●●●●			004 323 99 00
3234								
3234 B 3234 K	02.92 - 09.96 02.92 - 09.96	625.119 625.115 625.118			125 150 ●●●●			004 323 99 00

Achtung: Unsere Artikel sind nur als Ersatz für die angegebenen OE-Nummern gültig. In der Spalte "Ref." ist lediglich ein Teil der OE-Nummern aufgeführt. Die vollständige Auflistung aller Vergleichsnummern finden Sie im Anhang.
Attention: The articles are only valid as replacement for the listed OE-numbers. In the column "Ref." only a selection of OE-No. is given. The complete listing you can see in the appendix. (151)

		Baumuster Model						Ref.
--	--	--------------------	---	---	---	--	---	------











MERCEDES-BENZ























3235									
3235	10.88 - 07.92	625.120/121			310 789 ●●●●			003 323 32 00 003 323 33 00 004 323 92 00 006 323 09 00	
						310 802 HD●● ●●		005 323 40 00 005 323 41 00	
		658.019			310 802			005 323 40 00 005 323 41 00	
						106 592 ●●		001 326 41 00 002 326 02 00 003 326 51 00	
3235 K	07.87 - 07.92	625.018/019 625.120			310 789 ●●●●			003 323 32 00 003 323 33 00 004 323 92 00 006 323 09 00	
					310 802 HD●● ●●			005 323 40 00 005 323 41 00	
3235 L		658.013 658.016-018 658.063			310 802			005 323 40 00 005 323 41 00	
						106 592 ●●		001 326 41 00 002 326 02 00 003 326 51 00	
3235 L 6x2		658.413			310 789	->Chass. 5463047		003 323 32 00 003 323 33 00 004 323 92 00 006 323 09 00	
						310 802	Chass. 5463048->		005 323 40 00 005 323 41 00
					106 887 (x4)	->Chass. 5922798		004 326 23 00 004 326 24 00 004 326 43 00	
						112 930 ●●	->Chass. 5922798		002 326 60 00 003 326 47 00 623 326 00 00
						124 882 (x4)	Chass. 5922799->		004 326 64 00 004 326 65 00
						131 221 ●●	Chass. 5922799->		004 326 66 00 004 326 73 00 658 320 00 31
3236									
3236 A	01.85 -	625.374			106 860	->Chass. 6900225		003 323 30 00 003 323 31 00 003 323 34 00 004 323 47 00	
						310 772	Chass. 6900226->		002 323 72 00 002 323 73 00 003 323 97 00 004 323 44 00 004 323 97 00 004 323 98 00 006 323 07 00
3238									
3238, 280 kW 3238, 362-370 kW 3238, 3238 L, 280 kW 3238, 3238 L, 320 kW	10.90 - 09.96	625.130			310 789 ●●●●			003 323 32 00 003 323 33 00 004 323 92 00 006 323 09 00	
	10.90 - 09.96	658.024				310 802 HD●● ●●		005 323 40 00 005 323 41 00	
	01.94 - 09.96	625.132	625.131			101 810 (x4)			002 326 92 00 002 326 93 00 003 326 50 00

Achtung: Unsere Artikel sind nur als Ersatz für die angegebenen OE-Nummern gültig. In der Spalte "Ref." ist lediglich ein Teil der OE-Nummern aufgeführt. Die vollständige Auflistung aller Vergleichsnummern finden Sie im Anhang.
 Attention: The articles are only valid as replacement for the listed OE-numbers. In the column "Ref." only a selection of OE-No. is given. The complete listing you can see in the appendix. (151)

		Baumuster Model						Ref.
--	--	--------------------	---	---	---	--	---	------

MERCEDES-BENZ




















3238								
3238 L 6x2		658.416 658.419 658.468			310 789	->Chass. 5463047		003 323 32 00 003 323 33 00 004 323 92 00 006 323 09 00
					310 802	Chass. 5463048->		005 323 40 00 005 323 41 00
					106 887 (x4)	->Chass. 5922798		004 326 23 00 004 326 24 00 004 326 43 00
					112 930 	->Chass. 5922798		002 326 60 00 003 326 47 00 623 326 00 00
				124 882 (x4)	Chass. 5922799->		004 326 64 00 004 326 65 00	
				131 221 	Chass. 5922799->		004 326 66 00 004 326 73 00 658 320 00 31	

3244								
3244 8x4/4		625.130 625.132			310 789 			003 323 32 00 003 323 33 00 004 323 92 00 006 323 09 00
					310 802 HD 			005 323 40 00 005 323 41 00
		625.131			310 789 			003 323 32 00 003 323 33 00 004 323 92 00 006 323 09 00
					310 802 HD 			005 323 40 00 005 323 41 00
					101 810 (x4)			002 326 92 00 002 326 93 00 003 326 50 00
3244 L 6x2		658.416 658.471			310 789	->Chass. 5463047		003 323 32 00 003 323 33 00 004 323 92 00 006 323 09 00
					310 802	Chass. 5463048->		005 323 40 00 005 323 41 00
					106 887 (x4)	->Chass. 5922798		004 326 23 00 004 326 24 00 004 326 43 00
					112 930 	->Chass. 5922798		002 326 60 00 003 326 47 00 623 326 00 00
				124 882 (x4)	Chass. 5922799->		004 326 64 00 004 326 65 00	
				131 221 	Chass. 5922799->		004 326 66 00 004 326 73 00 658 320 00 31	

Achtung: Unsere Artikel sind nur als Ersatz für die angegebenen OE-Nummern gültig. In der Spalte "Ref." ist lediglich ein Teil der OE-Nummern aufgeführt. Die vollständige Auflistung aller Vergleichsnummern finden Sie im Anhang.
 Attention: The articles are only valid as replacement for the listed OE-numbers. In the column "Ref." only a selection of OE-No. is given. The complete listing you can see in the appendix. (151)

		Baumuster Model						Ref.
--	--	--------------------	---	---	---	--	---	------





















MERCEDES-BENZ

3250								
3250 8x4/4		625.130 625.132			310 789 ●●●●			003 323 32 00 003 323 33 00 004 323 92 00 006 323 09 00
					310 802 HD●● ●●			005 323 40 00 005 323 41 00
		625.131			310 789 ●●●●			003 323 32 00 003 323 33 00 004 323 92 00 006 323 09 00
					310 802 HD●● ●●			005 323 40 00 005 323 41 00
					101 810 (x4)			002 326 92 00 002 326 93 00 003 326 50 00
3250 A 3250 AF	09.85 - 08.94 09.85 - 08.94	625.387 625.382			106 860	->Chass. 6900225		003 323 30 00 003 323 31 00 003 323 34 00 004 323 47 00
					310 772	Chass. 6900226->		002 323 72 00 002 323 73 00 003 323 97 00 004 323 44 00 004 323 97 00 004 323 98 00 006 323 07 00
3250 L 6x2		658.473			310 789	->Chass. 5463047		003 323 32 00 003 323 33 00 004 323 92 00 006 323 09 00
					310 802	Chass. 5463048->		005 323 40 00 005 323 41 00
					106 887 (x4)	->Chass. 5922798		004 326 23 00 004 326 24 00 004 326 43 00
				T	112 930 ●●	->Chass. 5922798		002 326 60 00 003 326 47 00 623 326 00 00
					124 882 (x4)	Chass. 5922799->		004 326 64 00 004 326 65 00
				T	131 221 ●●	Chass. 5922799->		004 326 66 00 004 326 73 00 658 320 00 31
3253								
3253, 3253 L	01.96 - 09.96	625.130 625.132			310 789 ●●●●			003 323 32 00 003 323 33 00 004 323 92 00 006 323 09 00
					310 802 HD●● ●●			005 323 40 00 005 323 41 00
3328								
3328		624.033 624.233			310 772			002 323 72 00 002 323 73 00 003 323 97 00 004 323 44 00 004 323 97 00 004 323 98 00 006 323 07 00

Achtung: Unsere Artikel sind nur als Ersatz für die angegebenen OE-Nummern gültig. In der Spalte "Ref." ist lediglich ein Teil der OE-Nummern aufgeführt. Die vollständige Auflistung aller Vergleichsnummern finden Sie im Anhang.
 Attention: The articles are only valid as replacement for the listed OE-numbers. In the column "Ref." only a selection of OE-No. is given. The complete listing you can see in the appendix. (151)

		Baumuster Model						Ref.
--	---	--------------------	---	---	---	---	---	------

















MERCEDES-BENZ

3328								
3328 B	07.82 - 07.87	624.032 624.232			310 772			002 323 72 00 002 323 73 00 003 323 97 00 004 323 44 00 004 323 97 00 004 323 98 00 006 323 07 00
		625.025/026/ 028			310 772 ●●●●			002 323 72 00 002 323 73 00 003 323 97 00 004 323 44 00 004 323 97 00 004 323 98 00 006 323 07 00
3328 K	07.82 - 07.87	624.032 624.232			310 772			002 323 72 00 002 323 73 00 003 323 97 00 004 323 44 00 004 323 97 00 004 323 98 00 006 323 07 00
		625.029			310 772 ●●●●			002 323 72 00 002 323 73 00 003 323 97 00 004 323 44 00 004 323 97 00 004 323 98 00 006 323 07 00
3335								
3335		624.233			310 772			002 323 72 00 002 323 73 00 003 323 97 00 004 323 44 00 004 323 97 00 004 323 98 00 006 323 07 00
		648.038			310 789			003 323 32 00 003 323 33 00 004 323 92 00 006 323 09 00
					101 810			002 326 92 00 002 326 93 00 003 326 50 00
					101 810 ●●			002 326 92 00 002 326 93 00 003 326 50 00
3335 K		649.038			310 798			002 323 58 00 002 323 59 00 002 326 95 00 003 326 02 00 003 326 77 00 004 323 00 00 004 323 45 00
3336								
3336 3336 K	12.82 - 11.91	624.233 624.137 624.139			310 772			002 323 72 00 002 323 73 00 003 323 97 00 004 323 44 00 004 323 97 00 004 323 98 00 006 323 07 00

Achtung: Unsere Artikel sind nur als Ersatz für die angegebenen OE-Nummern gültig. In der Spalte "Ref." ist lediglich ein Teil der OE-Nummern aufgeführt. Die vollständige Auflistung aller Vergleichsnummern finden Sie im Anhang.
 Attention: The articles are only valid as replacement for the listed OE-numbers. In the column "Ref." only a selection of OE-No. is given. The complete listing you can see in the appendix. (151)

		Baumuster Model						Ref.
--	--	--------------------	---	---	---	--	---	------

MERCEDES-BENZ



















3336								
3336, 261 kW 3336 S	12.82 - 11.91 12.82 - 11.91	624.136 624.037/038 624.203			310 798			002 323 58 00 002 323 59 00 002 326 95 00 003 326 02 00 003 326 77 00 004 323 00 00 004 323 45 00
3336 AK	09.86 - 11.91	624.237			106 860	Sonderausführung / Special design (98)		003 323 30 00 003 323 31 00 003 323 34 00 004 323 47 00
					310 772			002 323 72 00 002 323 73 00 003 323 97 00 004 323 44 00 004 323 97 00 004 323 98 00 006 323 07 00
3338								
3338 6x4		624.191			310 798			002 323 58 00 002 323 59 00 002 326 95 00 003 326 02 00 003 326 77 00 004 323 00 00 004 323 45 00
3344								
3344 S		649.196			310 798			002 323 58 00 002 323 59 00 002 326 95 00 003 326 02 00 003 326 77 00 004 323 00 00 004 323 45 00
3528								
3528		624.033/233			310 772			002 323 72 00 002 323 73 00 003 323 97 00 004 323 44 00 004 323 97 00 004 323 98 00 006 323 07 00
		625.028/029			310 772 ●●●●			002 323 72 00 002 323 73 00 003 323 97 00 004 323 44 00 004 323 97 00 004 323 98 00 006 323 07 00
3528 B	07.87 - 09.89	625.025			310 772 ●●●●			002 323 72 00 002 323 73 00 003 323 97 00 004 323 44 00 004 323 97 00 004 323 98 00 006 323 07 00
3528 K	07.87 - 09.89	624.232			310 772			002 323 72 00 002 323 73 00 003 323 97 00 004 323 44 00 004 323 97 00 004 323 98 00 006 323 07 00

Achtung: Unsere Artikel sind nur als Ersatz für die angegebenen OE-Nummern gültig. In der Spalte "Ref." ist lediglich ein Teil der OE-Nummern aufgeführt. Die vollständige Auflistung aller Vergleichsnummern finden Sie im Anhang.

Attention: The articles are only valid as replacement for the listed OE-numbers. In the column "Ref." only a selection of OE-No. is given. The complete listing you can see in the appendix. (151)

		Baumuster Model						Ref.
--	--	----------------------------	---	---	---	--	---	-------------

















MERCEDES-BENZ

3534								
3534 K	10.93 - 09.96	625.140 625.142			310 789 ●●●●			003 323 32 00 003 323 33 00 004 323 92 00 006 323 09 00
					310 802 HD●● ●●			005 323 40 00 005 323 41 00
3535								
3535		659.233			310 772			002 323 72 00 002 323 73 00 003 323 97 00 004 323 44 00 004 323 97 00 004 323 98 00 006 323 07 00
3535 A		649.237			310 772			002 323 72 00 002 323 73 00 003 323 97 00 004 323 44 00 004 323 97 00 004 323 98 00 006 323 07 00
3535 AK, 260 kW	09.87 - 02.90	624.232			310 772			002 323 72 00 002 323 73 00 003 323 97 00 004 323 44 00 004 323 97 00 004 323 98 00 006 323 07 00
3535 AK, 266 kW 3535 AK, 280 kW 3535 B, 269 kW 3535 B, 362 kW 3535 K, 269 kW 3535 K, 280 kW 3535 K, 362 kW	02.90 - 08.94 03.91 - 08.94 10.88 - 08.94 10.88 - 08.94 10.88 - 08.94 03.91 - 08.94 10.88 - 08.94	625.148/149 625.249 625.145			310 772 ●●●●			002 323 72 00 002 323 73 00 003 323 97 00 004 323 44 00 004 323 97 00 004 323 98 00 006 323 07 00
3535 B		649.038			310 798			002 323 58 00 002 323 59 00 002 326 95 00 003 326 02 00 003 326 77 00 004 323 00 00 004 323 45 00
3535 K, 260-269 kW	09.87 - 01.89	625.019			310 789 ●●●●			003 323 32 00 003 323 33 00 004 323 92 00 006 323 09 00
					310 802 HD●● ●●			005 323 40 00 005 323 41 00
		625.025 625.028/029			310 772 ●●●●			002 323 72 00 002 323 73 00 003 323 97 00 004 323 44 00 004 323 97 00 004 323 98 00 006 323 07 00

Achtung: Unsere Artikel sind nur als Ersatz für die angegebenen OE-Nummern gültig. In der Spalte "Ref." ist lediglich ein Teil der OE-Nummern aufgeführt. Die vollständige Auflistung aller Vergleichsnummern finden Sie im Anhang.
 Attention: The articles are only valid as replacement for the listed OE-numbers. In the column "Ref." only a selection of OE-No. is given. The complete listing you can see in the appendix. (151)

		Baumuster Model						Ref.
--	--	--------------------	---	---	---	--	---	------

MERCEDES-BENZ



















3536								
3536		624.137			106 860	Sonderausführung / Special design	(98)	003 323 30 00 003 323 31 00 003 323 34 00 004 323 47 00
					310 772			002 323 72 00 002 323 73 00 003 323 97 00 004 323 44 00 004 323 97 00 004 323 98 00 006 323 07 00
3536 S 6x4		624.136			106 860	Sonderausführung / Special design	(98)	003 323 30 00 003 323 31 00 003 323 34 00 004 323 47 00
					310 798			002 323 58 00 002 323 59 00 002 326 95 00 003 326 02 00 003 326 77 00 004 323 00 00 004 323 45 00
3538								
3538 AK, 280 kW, 12763 ccm	03.91 - 09.96	625.135			310 772 ●●●●			002 323 72 00 002 323 73 00 003 323 97 00 004 323 44 00 004 323 97 00 004 323 98 00 006 323 07 00
3538 AK, 280 kW, 14618 ccm	01.94 - 09.96	625.258						
3538 AK, 320 kW	03.91 - 09.96	625.136						
3538 AK, 370 kW	03.91 - 09.96	625.149						
3538 K		625.137						
3538 K, 280 kW, 12763 ccm	03.91 - 09.96	625.249						
3538 K, 280 kW, 14618 ccm	01.94 - 09.96	625.269						
3538 K, 320 kW	03.91 - 09.96	625.259						
3538 K, 362-370 kW	03.91 - 09.96							
3544								
3544		625.258			310 772 ●●●●			002 323 72 00 002 323 73 00 003 323 97 00 004 323 44 00 004 323 97 00 004 323 98 00 006 323 07 00
3544 AK 8x4		625.136						
3544 K		659.191						
3544 K 8x4		625.149						
3544 K 8x4/4		625.137						
3544 S		625.269 625.259						
3548								
3548		625.196			310 789 ●●			003 323 32 00 003 323 33 00 004 323 92 00 006 323 09 00
					101 810 (x4)		002 326 92 00 002 326 93 00 003 326 50 00	
		625.197			310 789		003 323 32 00 003 323 33 00 004 323 92 00 006 323 09 00	
					101 810 (x4)		002 326 92 00 002 326 93 00 003 326 50 00	

Achtung: Unsere Artikel sind nur als Ersatz für die angegebenen OE-Nummern gültig. In der Spalte "Ref." ist lediglich ein Teil der OE-Nummern aufgeführt. Die vollständige Auflistung aller Vergleichsnummern finden Sie im Anhang.

Attention: The articles are only valid as replacement for the listed OE-numbers. In the column "Ref." only a selection of OE-No. is given. The complete listing you can see in the appendix. (151)

		Baumuster Model						Ref.
--	---	--------------------	---	---	---	---	---	------















MERCEDES-BENZ

3548								
3548 S		659.196			310 798	->Chass. 5915569		002 323 58 00 002 323 59 00 002 326 95 00 003 326 02 00 003 326 77 00 004 323 00 00 004 323 45 00
					310 772	Chass. 5915570->		002 323 72 00 002 323 73 00 003 323 97 00 004 323 44 00 004 323 97 00 004 323 98 00 006 323 07 00
3550								
3550		625.037			310 789			003 323 32 00 003 323 33 00 004 323 92 00 006 323 09 00
					101 810 (x4)			002 326 92 00 002 326 93 00 003 326 50 00
		625.258/259			310 772 ●●			002 323 72 00 002 323 73 00 003 323 97 00 004 323 44 00 004 323 97 00 004 323 98 00 006 323 07 00
3550 8x4/4 3550 K 8x4/4		625.137			310 772 ●●●●			002 323 72 00 002 323 73 00 003 323 97 00 004 323 44 00 004 323 97 00 004 323 98 00 006 323 07 00
3550 K		625.258			310 772 ●●			002 323 72 00 002 323 73 00 003 323 97 00 004 323 44 00 004 323 97 00 004 323 98 00 006 323 07 00
3550 S, 3553 S	05.92 - 09.96	625.037/196			310 789			003 323 32 00 003 323 33 00 004 323 92 00 006 323 09 00
					101 810 (x4)			002 326 92 00 002 326 93 00 003 326 50 00
		659.196			310 798	->Chass. 5915569		002 323 58 00 002 323 59 00 002 326 95 00 003 326 02 00 003 326 77 00 004 323 00 00 004 323 45 00
					310 772	Chass. 5915570->		002 323 72 00 002 323 73 00 003 323 97 00 004 323 44 00 004 323 97 00 004 323 98 00 006 323 07 00

Achtung: Unsere Artikel sind nur als Ersatz für die angegebenen OE-Nummern gültig. In der Spalte "Ref." ist lediglich ein Teil der OE-Nummern aufgeführt. Die vollständige Auflistung aller Vergleichsnummern finden Sie im Anhang.
 Attention: The articles are only valid as replacement for the listed OE-numbers. In the column "Ref." only a selection of OE-No. is given. The complete listing you can see in the appendix. (151)

		Baumuster Model						Ref.
--	--	--------------------	---	---	---	--	---	------
















MERCEDES-BENZ

3553								
3553 S		659.196			310 798	->Chass. 5915569		002 323 58 00 002 323 59 00 002 326 95 00 003 326 02 00 003 326 77 00 004 323 00 00 004 323 45 00
					310 772	Chass. 5915570->		002 323 72 00 002 323 73 00 003 323 97 00 004 323 44 00 004 323 97 00 004 323 98 00 006 323 07 00
3636								
3636		624.137			106 860	Sonderausführung / Special design (98)		003 323 30 00 003 323 31 00 003 323 34 00 004 323 47 00
					310 772			002 323 72 00 002 323 73 00 003 323 97 00 004 323 44 00 004 323 97 00 004 323 98 00 006 323 07 00
3850								
3850 A	09.85 - 08.94	625.392			106 860	->Chass. 6900225		003 323 30 00 003 323 31 00 003 323 34 00 004 323 47 00
					310 772	Chass. 6900226->		002 323 72 00 002 323 73 00 003 323 97 00 004 323 44 00 004 323 97 00 004 323 98 00 006 323 07 00
4044								
4044 S		649.196			310 798			002 323 58 00 002 323 59 00 002 326 95 00 003 326 02 00 003 326 77 00 004 323 00 00 004 323 45 00
4436								
4436 6x4		624.137			106 860	Sonderausführung / Special design (98)		003 323 30 00 003 323 31 00 003 323 34 00 004 323 47 00
					310 772			002 323 72 00 002 323 73 00 003 323 97 00 004 323 44 00 004 323 97 00 004 323 98 00 006 323 07 00

Achtung: Unsere Artikel sind nur als Ersatz für die angegebenen OE-Nummern gültig. In der Spalte "Ref." ist lediglich ein Teil der OE-Nummern aufgeführt. Die vollständige Auflistung aller Vergleichsnummern finden Sie im Anhang.
 Attention: The articles are only valid as replacement for the listed OE-numbers. In the column "Ref." only a selection of OE-No. is given. The complete listing you can see in the appendix. (151)

		Baumuster Model						Ref.
--	---	--------------------	---	---	---	---	---	------


MERCEDES-BENZ

4445								
4445		624.233			310 772			002 323 72 00 002 323 73 00 003 323 97 00 004 323 44 00 004 323 97 00 004 323 98 00 006 323 07 00
4645								
4645		624.233			310 772			002 323 72 00 002 323 73 00 003 323 97 00 004 323 44 00 004 323 97 00 004 323 98 00 006 323 07 00
4844								
4844 8x4		625.269			310 772 ●●●●			002 323 72 00 002 323 73 00 003 323 97 00 004 323 44 00 004 323 97 00 004 323 98 00 006 323 07 00
4844 S		649.196			310 798			002 323 58 00 002 323 59 00 002 326 95 00 003 326 02 00 003 326 77 00 004 323 00 00 004 323 45 00
4853								
4853 8x4		625.269			310 772 ●●●●			002 323 72 00 002 323 73 00 003 323 97 00 004 323 44 00 004 323 97 00 004 323 98 00 006 323 07 00
5038								
5038 AK 8x4		625.269			310 772 ●●●●			002 323 72 00 002 323 73 00 003 323 97 00 004 323 44 00 004 323 97 00 004 323 98 00 006 323 07 00
5053								
5053 S		659.196			310 798	->Chass. 5915569		002 323 58 00 002 323 59 00 002 326 95 00 003 326 02 00 003 326 77 00 004 323 00 00 004 323 45 00
					310 772	Chass. 5915570->		002 323 72 00 002 323 73 00 003 323 97 00 004 323 44 00 004 323 97 00 004 323 98 00 006 323 07 00














Achtung: Unsere Artikel sind nur als Ersatz für die angegebenen OE-Nummern gültig. In der Spalte "Ref." ist lediglich ein Teil der OE-Nummern aufgeführt. Die vollständige Auflistung aller Vergleichsnummern finden Sie im Anhang.
Attention: The articles are only valid as replacement for the listed OE-numbers. In the column "Ref." only a selection of OE-No. is given. The complete listing you can see in the appendix. (151)

		Baumuster Model						Ref.
--	--	--------------------	---	---	---	--	---	------

MERCEDES-BENZ

5248								
5248 K		659.196		$\frac{1}{0}$	310 798	->Chass. 5915569		002 323 58 00 002 323 59 00 002 326 95 00 003 326 02 00 003 326 77 00 004 323 00 00 004 323 45 00
				$\frac{0}{0}$	310 772	Chass. 5915570->		002 323 72 00 002 323 73 00 003 323 97 00 004 323 44 00 004 323 97 00 004 323 98 00 006 323 07 00

MITSUBISHI


Canter 11.78 -								
FB 100	11.80 - 12.85			$\frac{1}{0}$	290 643 ▲			
FB 120	11.80 - 12.85			$\frac{0}{0}$	280 727			MB161539
FB 300	01.86 -							MB161554
FE 111 -B, -BD, - BDT, -BZE, - BZEC	10.82 - 12.85							MB161556
FE 114 -B, -BD, - BDT, -BG	10.82 - 12.85							
FE 120	11.78 - 12.85							
FE 121	11.78 - 12.85							
FB 431	01.86 - 12.96			$\frac{1}{0}$	280 729 ▲			
FB 433	01.86 - 12.96			$\frac{0}{0}$	280 727			MB161539
FB 436	01.86 - 12.96							MB161554
FE 221	02.80 - 12.85							MB161556
FE 224	02.80 - 12.85							
FB 631	05.96 -			$\frac{1}{0}$	280 725			
				$\frac{0}{0}$	280 727			MB161539
								MB161554
								MB161556
FC 432	01.86 - 12.90			$\frac{1}{0}$	280 729 ▲			
FE 211	11.78 - 12.85			$\frac{0}{0}$	290 156 ▲			MC357240
FE 214	11.78 - 12.85							MT160820
FE 231	11.78 - 12.85							
FE 234	11.78 - 12.85							
FE 431	01.86 - 12.96							
FE 441	01.86 - 12.96							
FE 444	01.86 - 12.96							
FE 531	05.96 -							
FE 100	11.78 - 12.85			$\frac{1}{0}$	290 643 ▲			
FE 101	11.78 - 12.85			$\frac{0}{0}$	280 727	10.1982->		MB161539
								MB161554
								MB161556
FE 111	11.78 - 12.82			$\frac{1}{0}$	290 643 ▲			
FE 111 -BZ, -BZ1, - BZB	10.82 - 12.85			$\frac{0}{0}$	290 156 ▲			MC357240
FE 111 -E, -EW, - EZ, -EZC, - EZCW	10.82 - 12.85							MT160820
FE 114 -BZ, -E, - EW, -EZ, - EZC, -EZCW	10.82 - 12.85							
FE 131	11.78 - 12.85							
FE 134	11.78 - 12.85							
FE 331	01.86 - 12.96							
FE 649	05.96 -							
FH 100	02.88 -			$\frac{1}{0}$	280 729 ▲			

Achtung: Unsere Artikel sind nur als Ersatz für die angegebenen OE-Nummern gültig. In der Spalte "Ref." ist lediglich ein Teil der OE-Nummern aufgeführt. Die vollständige Auflistung aller Vergleichsnummern finden Sie im Anhang.



Attention: The articles are only valid as replacement for the listed OE-numbers. In the column "Ref." only a selection of OE-No. is given. The complete listing you can see in the appendix. (151)







		Baumuster Model						Ref.
--	--	--------------------	---	---	---	--	---	------

MITSUBISHI

Canter		11.78 -						
FE 111 -BG, -BN, - BN1, - BNFW	10.82 - 12.85			$\frac{1}{0}$	290 643 ▲			
FE 114 -BN, -BNFW, - BDN3, - BDN3K	10.82 - 12.85							

NISSAN










CABALL		01.68 - 12.81						
C 240	01.68 - 12.81			$\frac{1}{0}$	290 420			56101-Z5008
C 340	01.68 - 12.81							56110-82600
				$\frac{0}{0}$	290 138 ▲			56110-82625

CABSTAR								
Cabstar (F 20)	01.76 - 12.82			$\frac{1}{0}$	280 793	04.1978->		56110-T5426
				$\frac{0}{0}$	290 146 ▲			56210-01N00 56210-01N25 56210-01N26 56210-05N25 56210-84625 56210-B1100 56210-B1125 56210-B1135 56210-B1300 56210-B1325 56210-T3000 56210-T3025 56210-T5427 56210-T6100 56210-T6125 56210-T6210
2.0 (F 22)	01.82 - 06.92			$\frac{1}{0}$	280 793			56110-T5426
				$\frac{0}{0}$	280 791			
				$\frac{0}{0}$	290 146 ▲			56210-01N00 56210-01N25 56210-01N26 56210-05N25 56210-84625 56210-B1100 56210-B1125 56210-B1135 56210-B1300 56210-B1325 56210-T3000 56210-T3025 56210-T5427 56210-T6100 56210-T6125 56210-T6210
2.0 (F 23)	07.92 -			$\frac{1}{0}$	280 793			56110-T5426
				$\frac{0}{0}$	280 791			

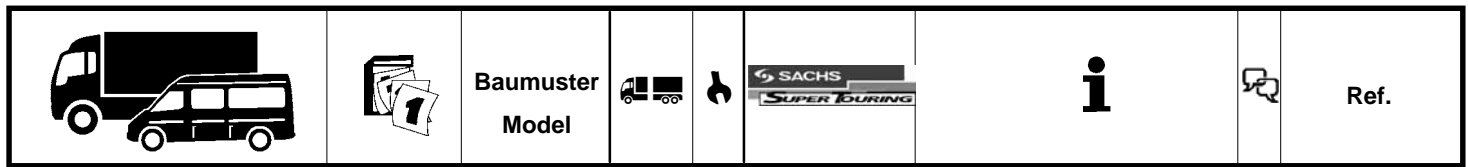
Achtung: Unsere Artikel sind nur als Ersatz für die angegebenen OE-Nummern gültig. In der Spalte "Ref." ist lediglich ein Teil der OE-Nummern aufgeführt. Die vollständige Auflistung aller Vergleichsnummern finden Sie im Anhang.
Attention: The articles are only valid as replacement for the listed OE-numbers. In the column "Ref." only a selection of OE-No. is given. The complete listing you can see in the appendix. (151)

		Baumuster Model						Ref.
--	--	--------------------	---	---	---	--	---	------

NISSAN

CABSTAR									
2.3 (F 22)	01.82 - 06.92			$\frac{1}{0}$	280 793			56110-T5426	
						$\frac{0}{0}$	290 142 ▲		56210-J1700
						$\frac{0}{0}$	290 146 ▲		56210-01N00 56210-01N25 56210-01N26 56210-05N25 56210-84625 56210-B1100 56210-B1125 56210-B1135 56210-B1300 56210-B1325 56210-T3000 56210-T3025 56210-T5427 56210-T6100 56210-T6125 56210-T6210
2.5 (F 22)	01.82 - 06.92			$\frac{1}{0}$	280 793			56110-T5426	
						$\frac{0}{0}$	280 791		
						$\frac{0}{0}$	290 142 ▲		56210-J1700
				$\frac{0}{0}$	290 146 ▲		56210-01N00 56210-01N25 56210-01N26 56210-05N25 56210-84625 56210-B1100 56210-B1125 56210-B1135 56210-B1300 56210-B1325 56210-T3000 56210-T3025 56210-T5427 56210-T6100 56210-T6125 56210-T6210		
2.5 (F 23)	07.92 -			$\frac{1}{0}$	280 793			56110-T5426	
						$\frac{0}{0}$	280 791		
						$\frac{0}{0}$	290 142 ▲		56210-J1700
CLIPPER 12.66 - 05.76									
T 65	01.66 - 12.71			$\frac{1}{0}$	290 420			56101-Z5008 56110-82600 56110-82625	
				$\frac{0}{0}$	290 136				
660 661 T 662 T 663	02.69 - 08.71 02.69 - 08.71 04.69 - 05.76 04.69 - 05.76			$\frac{1}{0}$	290 420			56101-Z5008 56110-82600 56110-82625	

Achtung: Unsere Artikel sind nur als Ersatz für die angegebenen OE-Nummern gültig. In der Spalte "Ref." ist lediglich ein Teil der OE-Nummern aufgeführt. Die vollständige Auflistung aller Vergleichsnummern finden Sie im Anhang.
 Attention: The articles are only valid as replacement for the listed OE-numbers. In the column "Ref." only a selection of OE-No. is given. The complete listing you can see in the appendix. (151)













NISSAN

HOMER							
Homer (F 20)	01.76 - 12.82			$\frac{1}{0}$	280 793	04.1978->	56110-T5426
				$\frac{0}{0}$	290 146 ▲		56210-01N00 56210-01N25 56210-01N26 56210-05N25 56210-84625 56210-B1100 56210-B1125 56210-B1135 56210-B1300 56210-B1325 56210-T3000 56210-T3025 56210-T5427 56210-T6100 56210-T6125 56210-T6210
2.0 (F 22)	01.82 - 06.92			$\frac{1}{0}$	280 793		56110-T5426
				$\frac{0}{0}$	280 791		
2.0 (F 23)	07.92 -			$\frac{1}{0}$	280 793		56110-T5426
				$\frac{0}{0}$	280 791		
2.3 (F 22)	01.82 - 06.92			$\frac{1}{0}$	280 793		56110-T5426
				$\frac{0}{0}$	290 142 ▲		56210-J1700
				$\frac{0}{0}$	290 146 ▲		56210-01N00 56210-01N25 56210-01N26 56210-05N25 56210-84625 56210-B1100 56210-B1125 56210-B1135 56210-B1300 56210-B1325 56210-T3000 56210-T3025 56210-T5427 56210-T6100 56210-T6125 56210-T6210

Achtung: Unsere Artikel sind nur als Ersatz für die angegebenen OE-Nummern gültig. In der Spalte "Ref." ist lediglich ein Teil der OE-Nummern aufgeführt. Die vollständige Auflistung aller Vergleichsnummern finden Sie im Anhang.
 Attention: The articles are only valid as replacement for the listed OE-numbers. In the column "Ref." only a selection of OE-No. is given. The complete listing you can see in the appendix. (151)

		Baumuster Model						Ref.
--	--	--------------------	---	---	---	--	---	------







NISSAN








HOMER										
2.5 (F 22)	01.82 - 06.92			$\frac{1}{0}$	280 793			56110-T5426		
						$\frac{0}{0}$	280 791			
					$\frac{0}{0}$	290 142 ▲			56210-J1700	
					$\frac{0}{0}$	290 146 ▲			56210-01N00 56210-01N25 56210-01N26 56210-05N25 56210-84625 56210-B1100 56210-B1125 56210-B1135 56210-B1300 56210-B1325 56210-T3000 56210-T3025 56210-T5427 56210-T6100 56210-T6125 56210-T6210	
2.5 (F 23)	07.92 -			$\frac{1}{0}$	280 793			56110-T5426		
						$\frac{0}{0}$	280 791			
					$\frac{0}{0}$	290 142 ▲			56210-J1700	
INTERSTAR Pritsche/Fahrgestell 08.03 -										
dCi 80	07.02 -			$\frac{0}{0}$	313 387 =			56111-00QAA		
dCi 90	07.02 -				313 387 $\frac{OHD}{=}$			56111-00QAA		
dCi 120	07.02 -			$\frac{0}{0}$	311 973 =	für / for: ED	(109)	56210-00QAG		
					311 972 =	für / for: HD/UD	(109)			
					311 972 $\frac{OHD}{=}$	für / for: HD/UD	(109)			
URVAN Kasten (E23) 07.80 - 05.87										
2.0	07.81 - 11.82			$\frac{1}{0}$	290 144			56110-R8025		
2.2 D	07.81 - 11.82							56110-R8026		
2.3 D	11.82 - 05.87							56110-R8027 56110-R8028		
				$\frac{0}{1}$	290 098 ▲			56210-R8027 56210-R8028		
URVAN Pickup (E23) 03.81 - 10.86										
1.6 (VBLE 23)	03.81 - 03.82			$\frac{1}{0}$	290 144			56110-R8025		
1.8 (VNLE 23)	04.82 - 10.86							56110-R8026		
2.0	03.81 - 10.86							56110-R8027 56110-R8028		
2.2 D	08.81 - 10.86							56210-R8027		
2.3 D	04.82 - 10.86						$\frac{0}{1}$	290 098 ▲		56210-R8028







Achtung: Unsere Artikel sind nur als Ersatz für die angegebenen OE-Nummern gültig. In der Spalte "Ref." ist lediglich ein Teil der OE-Nummern aufgeführt. Die vollständige Auflistung aller Vergleichsnummern finden Sie im Anhang.
 Attention: The articles are only valid as replacement for the listed OE-numbers. In the column "Ref." only a selection of OE-No. is given. The complete listing you can see in the appendix. (151)

		Baumuster Model						Ref.
--	--	--------------------	---	---	---	--	---	------





NISSAN

URVAN Kasten (E24)		06.86 - 05.97					
2.0	05.87 - 05.97				200 817 ▲		
2.4 i	11.86 -				290 146 ▲		56210-01N00
2.3 D	01.88 - 05.97						56210-01N25
2.5 D	12.88 - 05.97						56210-01N26
							56210-05N25
							56210-84625
							56210-B1100
							56210-B1125
							56210-B1135
							56210-B1300
							56210-B1325
							56210-T3000
							56210-T3025
							56210-T5427
							56210-T6100
							56210-T6125
							56210-T6210

VANETTE Kasten (C22)		10.86 - 01.95					
1.5	10.86 - 12.95				230 162		56110-11C29
2.0 D	07.91 - 01.95				312 624 ▲		56110-16C26
					230 164 		56110-11C29
							56110-16C26
							48510-24C25
							48510-24C26
							48510-87605

VANETTE CARGO Kasten (HC 23)		09.94 -					
1.6 i	10.92 - 12.94				230 168 	Starrachse / Rigid Axle	(101) 54303-8C825
1.6 i	01.95 -						54303-8C826
2.0 D	10.92 - 08.94						54303-9C025
2.0 D	01.95 -						54303-9C125
2.3 D	01.95 -						54303-9C126
					230 169 	Starrachse / Rigid Axle	(101) 54302-8C825
							54302-8C826
							54302-9C025
							54302-9C125
							54302-9C126
					230 172	Einzelradaufhängung / Independent wheel suspension	(17) 56210-9C126
					290 421	Starrachse / Rigid Axle	(101)























OM

60 - 90 Serie							
60, 65, 70, 75, 80, 90					300 078		8555803
							8559478
							8559985
							8561470
							8562478
							8563236
180-Serie							
180 T					300 084	->Chass. T000895	4700841

Achtung: Unsere Artikel sind nur als Ersatz für die angegebenen OE-Nummern gültig. In der Spalte "Ref." ist lediglich ein Teil der OE-Nummern aufgeführt. Die vollständige Auflistung aller Vergleichsnummern finden Sie im Anhang.
 Attention: The articles are only valid as replacement for the listed OE-numbers. In the column "Ref." only a selection of OE-No. is given. The complete listing you can see in the appendix. (151)

		Baumuster Model						Ref.
--	--	--------------------	---	---	---	--	---	------

OPEL






MOVANO Combi (J9) 07.98 -									
1.9 DTI, 59 kW	09.00 - 10.01			313 387 =	Felgengröße [Zoll] / Rim Size [in]: 16	(46)	4402986	9110986	
1.9 DTI, 60 kW	10.01 -			313 393 =	Felgengröße [Zoll] / Rim Size [in]: 15	(46)	4500240		
2.2 DTI	09.00 -			313 387 	Felgengröße [Zoll] / Rim Size [in]: 16	(46)	4402986	9110986	
2.5 D	07.98 - 09.00			313 393 	Felgengröße [Zoll] / Rim Size [in]: 15	(46)	4500240		
2.5 DTI	10.01 -			311 973 	Felgengröße [Zoll] / Rim Size [in]: 16	(46)	4404016	9112016	
2.8 DTI	07.98 - 10.01			313 388 =	Felgengröße [Zoll] / Rim Size [in]: 16 Nutzlast [kg] / Payload [kg]: 3300 Nutzlast [kg] / Payload [kg]: 3500	(46) (84) (84)	4404010	9112010	
3.0 DTI	10.03 -			313 391 =	Felgengröße [Zoll] / Rim Size [in]: 16 Nutzlast [kg] / Payload [kg]: 2800	(46) (84)	4404014	9112014	
				313 394 =	Felgengröße [Zoll] / Rim Size [in]: 15	(46)	4500241	4500242	
				313 388 	Felgengröße [Zoll] / Rim Size [in]: 16	(46)	4404010	9112010	
				313 394 	Felgengröße [Zoll] / Rim Size [in]: 15	(46)	4500241	4500242	
MOVANO Pritsche/Fahrgestell (U9, E9) 07.98 -									
2.2 DTI	09.00 -			313 387 =	Felgengröße [Zoll] / Rim Size [in]: 16	(46)	4402986	9110986	
2.5 D	07.98 - 09.00			313 393 =	Felgengröße [Zoll] / Rim Size [in]: 15	(46)	4500240		
2.5 DTi	10.03 -			313 387 	Felgengröße [Zoll] / Rim Size [in]: 16	(46)	4402986	9110986	
2.5 DTI	10.01 -			313 393 	Felgengröße [Zoll] / Rim Size [in]: 15	(46)	4500240		
2.8 DTI	07.98 - 10.01			311 973 	für / for: ED Felgengröße [Zoll] / Rim Size [in]: 16	(109) (46)	4404016	9112016	
3.0 DTI	10.03 -			311 972 =	für / for: UD Felgengröße [Zoll] / Rim Size [in]: 16	(109) (46)			
				313 388 =	für / for: ED Felgengröße [Zoll] / Rim Size [in]: 16	(109) (46)	4404010	9112010	
				313 394 =	für / for: ED Felgengröße [Zoll] / Rim Size [in]: 15	(109) (46)	4500241	4500242	
				311 972 	für / for: UD Felgengröße [Zoll] / Rim Size [in]: 16	(109) (46)			
				313 388 	für / for: ED Felgengröße [Zoll] / Rim Size [in]: 16	(109) (46)	4404010	9112010	
		313 394 	für / for: ED Felgengröße [Zoll] / Rim Size [in]: 15	(109) (46)	4500241	4500242			
MOVANO Kasten (F9) 01.99 -									
1.9 DTI, 59 kW	09.00 - 10.01			313 387 =	Felgengröße [Zoll] / Rim Size [in]: 16	(46)	4402986	9110986	
1.9 DTI, 60 kW	10.01 -			313 393 =	Felgengröße [Zoll] / Rim Size [in]: 15	(46)	4500240		
2.2 DTI	09.00 -			313 387 	Felgengröße [Zoll] / Rim Size [in]: 16	(46)	4402986	9110986	
2.5 D	01.99 - 09.00			313 393 	Felgengröße [Zoll] / Rim Size [in]: 15	(46)	4500240		
2.5 DTI	10.01 -			311 973 	Felgengröße [Zoll] / Rim Size [in]: 16	(46)	4404016	9112016	
2.8 DTI	01.99 - 10.01			313 388 =	Felgengröße [Zoll] / Rim Size [in]: 16 Nutzlast [kg] / Payload [kg]: 3300 Nutzlast [kg] / Payload [kg]: 3500	(46) (84) (84)	4404010	9112010	
3.0 DTI	10.03 -			313 391 =	Felgengröße [Zoll] / Rim Size [in]: 16 Nutzlast [kg] / Payload [kg]: 2800	(46) (84)	4404014	9112014	
				313 394 =	Felgengröße [Zoll] / Rim Size [in]: 15	(46)	4500241	4500242	
				313 388 	Felgengröße [Zoll] / Rim Size [in]: 16	(46)	4404010	9112010	
				313 394 	Felgengröße [Zoll] / Rim Size [in]: 15	(46)	4500241	4500242	

Achtung: Unsere Artikel sind nur als Ersatz für die angegebenen OE-Nummern gültig. In der Spalte "Ref." ist lediglich ein Teil der OE-Nummern aufgeführt. Die vollständige Auflistung aller Vergleichsnummern finden Sie im Anhang.



















Attention: The articles are only valid as replacement for the listed OE-numbers. In the column "Ref." only a selection of OE-No. is given. The complete listing you can see in the appendix. (151)

		Baumuster Model						Ref.
--	--	--------------------	---	---	---	--	---	------





OPEL

MOVANO Kipper (H9)		01.99 -							
2.2 DTI	09.00 -				313 387 =	Felgengröße [Zoll] / Rim Size [in]: 16	(46)	4402986	
2.5 D	01.99 - 09.00				313 393 =	Felgengröße [Zoll] / Rim Size [in]: 15	(46)	4500240	
2.5 DTI	10.03 -				313 387 	Felgengröße [Zoll] / Rim Size [in]: 16	(46)	4402986	
2.8 DTI	01.99 - 10.01				313 393 	Felgengröße [Zoll] / Rim Size [in]: 15	(46)	4500240	
3.0 DTI	10.03 -				311 972 =	Felgengröße [Zoll] / Rim Size [in]: 16	(46)		
					311 972 	Felgengröße [Zoll] / Rim Size [in]: 16	(46)		

ÖSTERREICHISCHE AUTOMOBILFABRIK (ÖAF)

E 2000									
26.414.DFARC	01.97 - 03.04	E40			125 148 				
26.414.DFRC	01.97 - 03.04				125 857 				
26.464.DFARC	01.97 - 03.04				125 858 				
					112 322 (x4) 				
					280 925 (x4) 				
26.464.DFLRS	01.97 - 03.04	E40			125 148 				
					125 857 				
					125 858 				
					280 938 (x4) 				
					125 149 (x4) 				

PEUGEOT









BOXER Kasten (230L)		03.94 - 04.02							
2.0 i	06.94 - 04.02				280 975 =	Nutzlast [kg] / Payload [kg]: 1000	(84)	5202.J0	
1.9 D, 51 kW	03.94 - 04.02				280 977 =	Nutzlast [kg] / Payload [kg]: 1400	(84)	5202.J2	
1.9 TD, 68 kW	03.94 - 04.02				900 063				
2.5 D	03.94 - 04.02				280 987 =	->08.1995 für Campingfahrzeuge / for campers	(110)		
2.5 TD	03.94 - 04.02				280 989 =	09.1995-> für Campingfahrzeuge / for campers	(110)		
					280 979 =	Nutzlast [kg] / Payload [kg]: 1000	(84)	5206.P8	
		280 981 =	für Krankenwagen / For ambulances	(120)					
		280 983 =	Nutzlast [kg] / Payload [kg]: 1400	(84)					
		280 985 =	Nutzlast [kg] / Payload [kg]: 1800	(84)	5206.J1				
1.9 D, 50 kW	07.99 - 04.02				280 975 =	Nutzlast [kg] / Payload [kg]: 1000	(84)	5202.J0	
1.9 TD, 66 kW	07.99 - 04.02				280 977 =	Nutzlast [kg] / Payload [kg]: 1400	(84)	5202.J2	
2.0 HDI	08.01 - 04.02				900 063				
2.5 D 4x4	07.99 - 04.02				280 979 =	Nutzlast [kg] / Payload [kg]: 1000	(84)	5206.P8	
2.5 TDI	01.97 - 04.02				280 981 =	für Krankenwagen / For ambulances	(120)		
2.5 TDI 4x4	07.99 - 04.02				280 983 =	Nutzlast [kg] / Payload [kg]: 1400	(84)		
2.8 HDI	11.00 - 04.02	280 985 =	Nutzlast [kg] / Payload [kg]: 1800	(84)	5206.J1				
		280 989 =	für Campingfahrzeuge / for campers	(110)					
			Nutzlast [kg] / Payload [kg]: 1800	(84)					

Achtung: Unsere Artikel sind nur als Ersatz für die angegebenen OE-Nummern gültig. In der Spalte "Ref." ist lediglich ein Teil der OE-Nummern aufgeführt. Die vollständige Auflistung aller Vergleichsnummern finden Sie im Anhang.
 Attention: The articles are only valid as replacement for the listed OE-numbers. In the column "Ref." only a selection of OE-No. is given. The complete listing you can see in the appendix. (151)



		Baumuster Model						Ref.
--	--	--------------------	---	---	---	--	---	------

PEUGEOT



BOXER Pritsche/Fahrgestell (ZCT_) 03.94 - 04.02

2.0 i 2.5 D 2.5 TD	06.94 - 04.02 03.94 - 04.02 03.94 - 04.02				280 975 =	Nutzlast [kg] / Payload [kg]: 1000 Nutzlast [kg] / Payload [kg]: 1400	(84) (84)	5202.J0
					280 977 =	Nutzlast [kg] / Payload [kg]: 1800	(84)	5202.J2
					900 063			
					280 987 =	->08.1995 für Campingfahrzeuge / for campers Nutzlast [kg] / Payload [kg]: 1800	(110) (84)	
					280 989 =	09.1995-> für Campingfahrzeuge / for campers Nutzlast [kg] / Payload [kg]: 1800	(110) (84)	
					280 979 =	Nutzlast [kg] / Payload [kg]: 1000	(84)	5206.P8
					280 981 =	für Krankenwagen / For ambulances	(120)	
					280 983 =	Nutzlast [kg] / Payload [kg]: 1400	(84)	
					280 985 =	Nutzlast [kg] / Payload [kg]: 1800	(84)	5206.J1
					280 989 =	für Campingfahrzeuge / for campers Nutzlast [kg] / Payload [kg]: 1800	(110) (84)	
1.9 TD, 66 kW 1.9 TD, 68 kW 2.5 D 4x4 2.5 TDI 2.5 TDI 4x4 2.8 HDI	12.98 - 04.02 07.96 - 04.02 07.99 - 04.02 01.97 - 04.02 07.99 - 04.02 11.00 - 04.02				280 975 =	Nutzlast [kg] / Payload [kg]: 1000 Nutzlast [kg] / Payload [kg]: 1400	(84) (84)	5202.J0
					280 977 =	Nutzlast [kg] / Payload [kg]: 1800	(84)	5202.J2
					900 063			
					280 979 =	Nutzlast [kg] / Payload [kg]: 1000	(84)	5206.P8
					280 981 =	für Krankenwagen / For ambulances	(120)	
					280 983 =	Nutzlast [kg] / Payload [kg]: 1400	(84)	
					280 985 =	Nutzlast [kg] / Payload [kg]: 1800	(84)	5206.J1
					280 989 =	für Campingfahrzeuge / for campers Nutzlast [kg] / Payload [kg]: 1800	(110) (84)	



BOXER Kasten (244) 04.02 -

2.0 2.0 HDi 2.2 HDi 2.8 HDi 2.8 HDi 4x4	04.02 - 04.02 - 04.02 - 04.02 - 04.02 -				280 975 =	nicht für Nutzlast [kg] / not for payload [kg]: 1800	(136)	5202.J0
					900 063			
					280 979 =	nicht für Nutzlast [kg] / not for payload [kg]: 1800	(136)	5206.P8



BOXER Pritsche/Fahrgestell (244) 12.01 -

2.0 HDi 2.2 HDi 2.8 HDi 2.8 HDi 4x4	04.02 - 04.02 - 04.02 - 04.02 -				280 975 =	nicht für Nutzlast [kg] / not for payload [kg]: 1800	(136)	5202.J0
					900 063			
					280 979 =	nicht für Nutzlast [kg] / not for payload [kg]: 1800	(136)	5206.P8



BOXER Kasten 04.06 -

2.2 HDi 100 2.2 HDi 120 3.0 HDi 160	04.06 - 04.06 - 04.06 -				900 174		
---	-------------------------------	--	---	---	---------	--	--

BOXER Pritsche/Fahrgestell 04.06 -

2.2 HDi 100 2.2 HDi 120 3.0 HDi 160	04.06 - 04.06 - 04.06 -				900 174		
---	-------------------------------	--	---	---	---------	--	--

J5 Kasten (280L) 09.81 - 09.90

















1.8	01.83 - 11.88				110 567 ▲	->Chass. 0244 300 nicht für Baumuster / not for model: 180	(133)	5201.93
					110 431	Chass. 0244 301-> nicht für Baumuster / not for model: 180	(133)	5203.13
					900 063			
					311 417	nicht für Baumuster / not for model: 180	(133)	5206.29

Achtung: Unsere Artikel sind nur als Ersatz für die angegebenen OE-Nummern gültig. In der Spalte "Ref." ist lediglich ein Teil der OE-Nummern aufgeführt. Die vollständige Auflistung aller Vergleichsnummern finden Sie im Anhang.












Attention: The articles are only valid as replacement for the listed OE-numbers. In the column "Ref." only a selection of OE-No. is given. The complete listing you can see in the appendix. (151)

		Baumuster Model						Ref.
--	---	--------------------	---	---	---	---	---	------

PEUGEOT

J5 Pritsche/Fahrgestell (280L) 09.81 - 09.90								
2.0, 55 kW 2.0, 58 kW 2.5 D	01.86 - 11.88 01.83 - 11.88 09.81 - 09.90				110 567 ▲	->Chass. 0244 300 nicht für Baumuster / not for model: 180	(133)	5201.93
					110 431	Chass. 0244 301-> nicht für Baumuster / not for model: 180	(133)	5203.13
					900 063			
					311 417	->Chass. 0327 500 nicht für Baumuster / not for model: 180	(133)	5206.29
					311 413	Chass. 0327 501-> nicht für Baumuster / not for model: 180	(133)	5206.59
J5 Kasten (290L) 09.90 - 03.94								
1.9 D 2.5 D 4x4 2.5 TD 4x4	10.90 - 10.90 - 10.90 -				110 431	nicht für Baumuster / not for model: 180	(133)	5203.13
					900 063			
					311 417	nicht für Baumuster / not for model: 180	(133)	5206.29
J5 Pritsche/Fahrgestell (290L) 09.90 - 03.94								
2.0 1.9 D 2.5 D 2.5 D 4x4 2.5 TD 2.5 TD 4x4	10.90 - 10.90 - 10.90 - 10.90 - 10.90 - 10.90 -				110 431	nicht für Baumuster / not for model: 180	(133)	5203.13
					900 063			
					311 413	nicht für Baumuster / not for model: 180	(133)	5206.59
J9 Kasten 03.80 - 06.87								
1.6 2.0 2.1 D 2.3 D 2.5 D	03.80 - 06.87 03.80 - 06.87 03.80 - 06.87 03.80 - 07.82 07.82 - 06.87				230 945 ▲=	Chass. 4.161.497->		5201.88
J9 Pritsche/Fahrgestell 03.80 - 06.87								
2.0 2.3 D 2.5 D	03.80 - 06.87 03.80 - 07.82 07.82 - 06.87				230 945 ▲=	Chass. 4.161.497->		5201.88

RENAULT



MASTER II Kasten (FD) 07.98 -								
1.9 dCi 80 1.9 dTi 2.2 dCi 90 2.5 dCi 120	11.01 - 09.00 - 09.00 - 10.01 -				313 387 =			82 00 024 946
					313 387 			82 00 024 946
					313 387 			82 00 024 946
					313 388 =	zul. Gesamtgewicht [kg] / Gross Vehicle Weight [kg]: 3300 zul. Gesamtgewicht [kg] / Gross Vehicle Weight [kg]: 3500	(150)	82 00 024 935
					313 391 =	zul. Gesamtgewicht [kg] / Gross Vehicle Weight [kg]: 2800	(150)	82 00 024 936 82 00 324 495
					313 388 			82 00 024 935
					313 388 			82 00 024 935
		311 973 			82 00 024 939			

Achtung: Unsere Artikel sind nur als Ersatz für die angegebenen OE-Nummern gültig. In der Spalte "Ref." ist lediglich ein Teil der OE-Nummern aufgeführt. Die vollständige Auflistung aller Vergleichsnummern finden Sie im Anhang.
Attention: The articles are only valid as replacement for the listed OE-numbers. In the column "Ref." only a selection of OE-No. is given. The complete listing you can see in the appendix. (151)





		Baumuster Model						Ref.
--	--	--------------------	---	---	---	--	---	------

RENAULT

MASTER II Kasten (FD) 07.98 -

2.5 D 2.8 dTI	07.98 - 01.01 07.98 - 10.01			○ ○	313 393 =	->07.2000	7700 310 737	
					313 393 OHD =	->07.2000	7700 310 737	
					313 387 =	07.2000->	82 00 024 946	
					313 387 OI =	07.2000->	82 00 024 946	
					313 387 OHD =	07.2000->	82 00 024 946	
					313 394 =	->07.2000	4500241 4500242 7700 310 740 7700 310 741	
					○ ○	313 394 OHD =	->07.2000	4500241 4500242 7700 310 740 7700 310 741
						313 388 =	07.2000-> zul. Gesamtgewicht [kg] / Gross Vehicle Weight [kg]: 3300	(150) 82 00 024 935
						313 391 =	07.2000-> zul. Gesamtgewicht [kg] / Gross Vehicle Weight [kg]: 3500	(150) 82 00 024 936 82 00 324 495
						313 388 OI =	07.2000->	82 00 024 935
						313 388 OHD =	07.2000->	82 00 024 935
						311 973 =	07.2000->	82 00 024 939










MASTER II Pritsche/Fahrgestell (ED/HD/UD) 07.98 -

2.2 dCi 90	09.00 -			○ ○	313 387 =		82 00 024 946		
					313 387 OI =		82 00 024 946		
					313 387 OHD =		82 00 024 946		
						○ ○	311 972 =	für / for: HD/UD	(109) 82 00 024 938
							313 388 =	für / for: ED	(109) 82 00 024 935
							311 972 OI =	für / for: HD/UD	(109) 82 00 024 938
							311 972 OHD =	für / for: HD/UD	(109) 82 00 024 938
							313 388 OHD =	für / for: ED	(109) 82 00 024 935
							311 973 =	für / for: ED	(109) 82 00 024 939
					2.5 dCi 120	10.01 -			○ ○
313 387 OI =		82 00 024 946							
313 387 OHD =		82 00 024 946							
	○ ○	311 974 OI OHD =	->11.2006 für / for: ED8V	(109)					
		311 972 =	für / for: HD/UD	(109) 82 00 024 938					
		313 388 =	für / for: ED	(109) 82 00 024 935					
		311 972 OI =	für / for: HD/UD	(109) 82 00 024 938					
		311 972 OHD =	für / for: HD/UD	(109) 82 00 024 938					
		313 388 OHD =	für / for: ED	(109) 82 00 024 935					
		311 973 =	für / for: ED	(109) 82 00 024 939					

Achtung: Unsere Artikel sind nur als Ersatz für die angegebenen OE-Nummern gültig. In der Spalte "Ref." ist lediglich ein Teil der OE-Nummern aufgeführt. Die vollständige Auflistung aller Vergleichsnummern finden Sie im Anhang.
Attention: The articles are only valid as replacement for the listed OE-numbers. In the column "Ref." only a selection of OE-No. is given. The complete listing you can see in the appendix. (151)

		Baumuster Model						Ref.
--	---	--------------------	---	---	---	---	---	------

RENAULT













MASTER II Pritsche/Fahrgestell (ED/HD/UD) 07.98 -															
2.5 D 2.8 dTI	07.98 - 01.01 07.98 - 10.01			○○	313 393 =	->07.2000		7700 310 737							
					313 393 OHD=	->07.2000		7700 310 737							
					313 387 =	07.2000->		82 00 024 946							
					313 387 OHD=	07.2000->		82 00 024 946							
					313 394 =	->07.2000 für / for: ED	(109)	4500241 4500242 7700 310 740 7700 310 741							
					313 394 OHD=	->07.2000 für / for: ED	(109)	4500241 4500242 7700 310 740 7700 310 741							
				○○		○○	311 972 =	07.2000-> für / for: HD/UD	(109)	82 00 024 938					
							313 388 =	07.2000-> für / for: ED	(109)	82 00 024 935					
							311 972 OI=	07.2000-> für / for: HD/UD	(109)	82 00 024 938					
							311 972 OHD=	07.2000-> für / for: HD/UD	(109)	82 00 024 938					
							313 388 OHD=	07.2000-> für / for: ED	(109)	82 00 024 935					
							311 973 =	07.2000-> für / for: ED	(109)	82 00 024 939					
							MASTER III Kasten (HD, FD) 10.03 -								
							2.5 dCi 100 (HD0U, FD0U, HD0V, FD0V)	10.03 -			○○	313 387 =			82 00 024 946
313 387 OI=			82 00 024 946												
313 387 OHD=			82 00 024 946												
	○○		○○	313 388 =	zul. Gesamtgewicht [kg] / Gross Vehicle Weight [kg]: 3300 zul. Gesamtgewicht [kg] / Gross Vehicle Weight [kg]: 3500	(150)				82 00 024 935					
				313 391 =	zul. Gesamtgewicht [kg] / Gross Vehicle Weight [kg]: 2800	(150)				82 00 024 936 82 00 324 495					
				313 388 OI=						82 00 024 935					
				313 388 OHD=						82 00 024 935					
				311 973 =						82 00 024 939					
3.0 dCi 140 (HD0S, FD0S, HD1S)	10.03 -			○○	313 387 =			82 00 024 946							
					313 387 OI=			82 00 024 946							
					313 387 OHD=			82 00 024 946							
				○○		○○	313 388 =			82 00 024 935					
							313 388 OI=			82 00 024 935					
							313 388 OHD=			82 00 024 935					
○○	○○		○○	311 973 =			82 00 024 939								
MASTER III Pritsche/Fahrgestell (ED, UD) 10.03 -															
2.5 dCi	08.06 -			○○	311 974 OI OHD=	->11.2006 für / for: ED8V	(109)								
2.5 dCi 100 (ED4V, ED8V)	10.03 -			○○	313 387 =			82 00 024 946							
					313 387 OI=			82 00 024 946							
					313 387 OHD=			82 00 024 946							
				○○		○○	311 974 OI OHD=	->11.2006 für / for: ED8V	(109)						
							311 972 =	für / for: HD/UD	(109)	82 00 024 938					
							313 388 =	für / for: ED	(109)	82 00 024 935					
							311 972 OI=	für / for: HD/UD	(109)	82 00 024 938					
							311 972 OHD=	für / for: HD/UD	(109)	82 00 024 938					
							313 388 OHD=	für / for: ED	(109)	82 00 024 935					
○○	○○		○○	311 973 =	für / for: ED	(109)	82 00 024 939								

Achtung: Unsere Artikel sind nur als Ersatz für die angegebenen OE-Nummern gültig. In der Spalte "Ref." ist lediglich ein Teil der OE-Nummern aufgeführt. Die vollständige Auflistung aller Vergleichsnummern finden Sie im Anhang.
Attention: The articles are only valid as replacement for the listed OE-numbers. In the column "Ref." only a selection of OE-No. is given. The complete listing you can see in the appendix. (151)







		Baumuster Model						Ref.
--	---	--------------------	---	---	---	---	---	------

RENAULT







MASTER III Pritsche/Fahrgestell (ED, UD) 10.03 -

3.0 dCi 140 (ED0S, UD0S)	10.03 -				313 387 =		82 00 024 946
					313 387 		82 00 024 946
					313 387 		82 00 024 946
					311 972 =	für / for: HD/UD	(109) 82 00 024 938
					313 388 =	für / for: ED	(109) 82 00 024 935
					311 972 	für / for: HD/UD	(109) 82 00 024 938
					311 972 	für / for: HD/UD	(109) 82 00 024 938
					313 388 	für / for: ED	(109) 82 00 024 935
		311 973 	für / for: ED	(109) 82 00 024 939			







TRAFIC Kasten (T1, T3, T4) 03.80 - 04.89

1.4	03.80 - 04.89				110 518 		7700 719 593
1.6	01.83 - 06.86				110 517 		7700 719 594
1.7	06.86 - 04.89			110 521	für Krankenwagen / For ambulances	(120) 7700 791 602	
2.0	06.86 - 04.89			311 372		7700 791 601	
2.1 D	09.80 - 04.89			311 373	für Krankenwagen / For ambulances	(120) 7700 791 602	



TRAFIC Pritsche/Fahrgestell (P6) 03.80 - 04.89

1.4	03.80 - 04.89				110 518 		7700 719 593
1.6	03.80 - 06.86				110 517 		7700 719 594
1.7	06.86 - 04.89						
2.0, 59 kW	03.80 - 04.89						
2.0, 63 kW	03.80 - 12.86						
2.1 D	03.80 - 04.89						
2.5 D	03.80 - 04.89						

TRAFIC II Kasten (FL) 03.01 -








2.0 (FLOA)	03.01 -				312 655 =	09.2001->	
1.9 dCi 80	03.01 -				900 184		
1.9 dCi 100	03.01 -				312 656 =		
2.0 16V	08.06 -				312 655 =		
2.5 dCi 135 (FLOD)	05.03 -				900 184		
2.5 dCi 145	08.06 -				312 656 =		
1.9 dCi	04.01 - 07.03				900 184		
2.0 dCi 90	08.06 -						
2.0 dCi 115	08.06 -						

TRAFIC II Pritsche/Fahrgestell (EL) 03.01 -


1.9 dCi	09.01 - 07.03				900 184		
2.0 (ELOA)	03.01 -						
1.9 dCi 80 (ELOB)	03.01 -						
1.9 dCi 100 (ELOC)	03.01 -						
2.0 dCi 90	08.06 -						
2.5 dCi 135 (ELOD)	03.01 -						
2.0 dCi 115	08.06 -						
2.5 dCi 145	08.06 -						

Achtung: Unsere Artikel sind nur als Ersatz für die angegebenen OE-Nummern gültig. In der Spalte "Ref." ist lediglich ein Teil der OE-Nummern aufgeführt. Die vollständige Auflistung aller Vergleichsnummern finden Sie im Anhang.

Attention: The articles are only valid as replacement for the listed OE-numbers. In the column "Ref." only a selection of OE-No. is given. The complete listing you can see in the appendix. (151)

		Baumuster Model						Ref.
--	--	--------------------	---	---	---	--	---	------















RENAULT TRUCKS

G		10.82 - 09.91					
G 170.11	05.83 - 02.90			$\frac{1}{T}$	110 647		5000 731 488
G 170.13	05.83 - 02.90						
G 170.15	05.83 - 02.90						
G 170.16	05.83 - 02.90						
G 200.13	05.90 - 09.91						
G 200.15	05.90 - 09.91						
G 200.16, 16 t	05.90 - 09.91						
G 200.16, 16,5 t	05.90 - 09.91						
G 200.18	05.90 - 09.91						
G 210.17 BOM, 16 t	11.83 - 02.90						
G 210.17 BOM, 17,5 t	11.83 - 02.90						
G 210.18 BOM	11.83 - 02.90						
G 210.19	11.83 - 02.90						
G 210.19 BOM	11.83 - 02.90						
G 230.11	01.85 - 05.90						
G 230.13	01.85 - 05.90						
G 230.13 SP	01.85 - 08.91						
G 230.15	01.85 - 05.90						
G 230.16, 16 t	01.85 - 05.90						
G 230.16, 16,5 t	01.85 - 05.90						
G 230.17, 17 t, Pritsche/Fahrgestell	01.85 - 05.90						
G 230.17, 17,5 t	01.85 - 05.90						
G 230.17, 17 t, Kipper	01.85 - 05.90						
G 230.19, 18,5 t	01.85 - 05.90						
G 230.19, 19 t	01.85 - 05.90						
G 260.16, 16 t	10.82 - 05.90						
G 260.16, 16,5 t	10.82 - 05.90						
G 260.17, 192-202 kW, 17 t, Pritsche/Fahrgestell	10.82 - 05.90						
G 260.17, 192-202 kW, 17,5 t	10.82 - 05.90						
G 260.17, 192-202 kW, 17 t, Kipper	10.82 - 05.90						
G 260.17, 202 kW	01.90 - 09.91						
G 260.19, 18,5 t	10.82 - 05.90						
G 260.19, 19 t, Pritsche/Fahrgestell	10.82 - 05.90						
G 260.19, 19 t, Kipper	10.82 - 05.90						
G 280.13	01.90 - 09.91						
G 280.15	01.90 - 09.91						
G 280.16, 16 t	01.90 - 09.91						
G 280.16, 16,5 t	01.90 - 09.91						
G 280.18	01.90 - 09.91						
G 280.19, 18,5 t	01.90 - 09.91						
G 280.19, 19 t	01.90 - 09.91						
G 290.19, 18,5 t	11.85 - 12.89						
G 290.19, 19 t, Pritsche/Fahrgestell	11.85 - 12.89						
G 290.19, 19 t, Kipper	11.85 - 12.89						
G 300.19, 18,5 t	01.90 - 08.91						
G 300.19, 19 t	01.90 - 08.91						
G 320.19	11.88 - 05.90						
G 330.19, 17,5 t	02.90 - 08.91						
G 330.19, 18,5 t	02.90 - 08.91						
G 330.19, 19 t	02.90 - 08.91						

Achtung: Unsere Artikel sind nur als Ersatz für die angegebenen OE-Nummern gültig. In der Spalte "Ref." ist lediglich ein Teil der OE-Nummern aufgeführt. Die vollständige Auflistung aller Vergleichsnummern finden Sie im Anhang.
 Attention: The articles are only valid as replacement for the listed OE-numbers. In the column "Ref." only a selection of OE-No. is given. The complete listing you can see in the appendix. (151)

		Baumuster Model						Ref.
--	--	--------------------	---	---	---	--	---	------

RENAULT TRUCKS





















G		10.82 - 09.91							
G 170.17, 16,5 t	05.83 - 02.90			$\frac{1}{T}$	310 959			5000 731 913 5001 857 665	
G 170.17, 17,5 t	05.83 - 02.90								
G 230.15/T	01.85 - 05.90								
G 230.17/T	01.85 - 05.90								
G 260.15/T	10.82 - 05.90								
G 260.17/T	10.82 - 05.90								
G 260.19/T	10.82 - 05.90								
G 280.15/T	01.90 - 09.91								
G 290.17/TD	11.85 - 12.89								
G 290.19/T	11.85 - 12.89								
G 300.15/T	01.90 - 08.91								
G 300.19/T, 16 t	01.90 - 08.91								
G 300.19/T, 19 t	01.90 - 08.91								
G 300.26/T	01.90 - 08.91								
G 320.19 T	11.88 - 05.90								
G 330.17/T	02.90 - 08.91								
G 340ti.19/T,G 330.19/T,G 330.17/T	01.90 - 08.91								
G 340ti.19/T,G 330.19/T	02.90 - 08.91								
G 210.16	11.83 - 02.90			$\frac{1}{T}$		110 647 310 959			5000 731 488 5000 731 913 5001 857 665
GR									
GR 280				$\frac{1}{T}$	110 652			23512058 5000 867 685	
GR 305				$\frac{1}{T}$	110 657			5010 130 500 5010 130 888 5010 138 561	
GR 320									
GR 350, GRH 350				$\frac{1}{T}$	110 652			23512058 5000 867 685	
GRH 235 6x4									
GRH 305									
J									
JK 75				$\frac{O}{T}$	110 674				
JN 60									
JN 80, JN 85									
JN 90, JN 95									
JP 11				$\frac{1}{O}$	110 672			5000 546 892	
JP 13, JP 14	01.80 -								
JP 30									
JR 19, JR 21									
JX 21									
Magnum		09.90 -							
AE 350				$\frac{O}{O}$	170 191			5000 790 689	
AE 500									
AE 520.22T	10.92 - 05.96								
E.TECH 400.18T	05.00 -			$\frac{1}{T}$	310 962			5010 052 920 5010 383 050 5010 383 693 5010 383 693-A 5010 383 694 5010 383 694-A	
E.TECH 440.18T	05.00 -								
E.TECH 480.18T	05.00 -								
				$\frac{O}{O}$	131 184			5010 294 158 5010 383 689 5010 383 689A 5010 557 482	
					312 372			5010 383 687	

Achtung: Unsere Artikel sind nur als Ersatz für die angegebenen OE-Nummern gültig. In der Spalte "Ref." ist lediglich ein Teil der OE-Nummern aufgeführt. Die vollständige Auflistung aller Vergleichsnummern finden Sie im Anhang.

Attention: The articles are only valid as replacement for the listed OE-numbers. In the column "Ref." only a selection of OE-No. is given. The complete listing you can see in the appendix. (151)

		Baumuster Model						Ref.
--	--	--------------------	---	---	---	--	---	------



















RENAULT TRUCKS

Magnum		09.90 -						
E.TECH 400.24	05.00 -				311 828			5010 383 686
E.TECH 400.26	05.00 -				312 633			5010 383 691
E.TECH 440.24	05.00 -							
E.TECH 440.26	05.00 -							
E.TECH 480.24	05.00 -							
E.TECH 480.26	05.00 -							
E.TECH 440.26T, 6x2	05.00 -				310 962			5010 052 920
E.TECH 480.26T, 6x2	05.00 -							5010 383 050
								5010 383 693
								5010 383 693-A
								5010 383 694
								5010 383 694-A
					311 828			5010 383 686
					312 633			5010 383 691
AE 385ti.18T	02.92 - 10.96				131 184 	Sattelschlepper / Truck Tractor	(95)	5010 294 158
AE 385ti.19T	02.92 - 10.96							5010 383 689
AE 390.18T	09.96 -							5010 383 689A
AE 390.19T	09.96 -							5010 557 482
AE 430.18T	09.96 -							
AE 430.19T	09.96 -							
E.TECH 440.26T, 6x4	05.00 -				310 962			5010 052 920
E.TECH 480.26T, 6x4	05.00 -							5010 383 050
								5010 383 693
								5010 383 693-A
								5010 383 694
								5010 383 694-A
AE 420ti.18	10.92 - 12.96				290 475 			
AE 420ti.19	10.92 - 12.96							
AE 420ti.24	10.92 - 12.96							
AE 420ti.26	10.92 - 12.96							
AE 520.24	10.92 - 05.96							
AE 520.26T	10.92 - 05.96							
AE 420ti.18T	10.92 - 12.96				131 184 	Sattelschlepper / Truck Tractor	(95)	5010 294 158
AE 420ti.19T	10.92 - 12.96							5010 383 689
AE 420ti.22T	10.92 - 10.96							5010 383 689A
AE 420ti.24T	10.92 - 12.96							5010 557 482
AE 420ti.26T	10.92 - 12.96				290 475 			
Major		05.91 - 10.96						
R 310 26T					110 657			5010 130 500
R 340 23T								5010 130 888
R 360 26T								5010 138 561
R 360 35T								
R 365 23T								
R 365 26T								
R 385ti.26, Kipper	12.91 - 10.96							
R 385ti.26/T, R 380.26/T	05.91 - 10.96							
R 420 35T								

Achtung: Unsere Artikel sind nur als Ersatz für die angegebenen OE-Nummern gültig. In der Spalte "Ref." ist lediglich ein Teil der OE-Nummern aufgeführt. Die vollständige Auflistung aller Vergleichsnummern finden Sie im Anhang.
 Attention: The articles are only valid as replacement for the listed OE-numbers. In the column "Ref." only a selection of OE-No. is given. The complete listing you can see in the appendix. (151)

		Baumuster Model						Ref.
--	--	--------------------	---	---	---	--	---	------

RENAULT TRUCKS









Major		05.91 - 10.96						
R 340ti.17	05.91 - 10.96			$\frac{1}{T}$	110 652			23512058
R 340ti.24	05.91 - 10.96							5000 867 685
R 340ti.26	05.91 - 10.96			$\frac{0}{0}$	170 191 (x4) 			5000 790 689
R 360 19/ 26/ 35								
R 385ti.17,R 380.17	05.91 - 10.96							
R 385ti.18,R 380.18, 18 t, Pritsche/Fahrgestell	05.91 - 10.96							
R 385ti.18,R 380.18, 18,5 t	05.91 - 10.96							
R 385ti.19,R 380.19	05.91 - 10.96							
R 385ti.24,R 380.24	05.91 - 10.96							
R 385ti.25,R 380.25	05.91 - 10.96							
R 385ti.26, Pritsche/Fahrgestell	12.91 - 10.96							
R 385ti.26,R 380.26	05.91 - 10.96							
R 420ti.24/TS	04.92 - 10.96							
R 420ti.26/TS	04.92 - 10.96							
R 340ti.18, 18 t, Pritsche/Fahrgestell	05.91 - 10.96			$\frac{1}{T}$	110 652			23512058
R 340ti.18, 18,5 t	05.91 - 10.96				110 657			5000 867 685
R 340ti.19	05.91 - 10.96							5010 130 500
								5010 130 888
								5010 138 561
				$\frac{0}{0}$	170 191 (x4) 			5000 790 689
R 340ti.18, 18 t, Kipper	05.91 - 10.96			$\frac{1}{T}$	110 652			23512058
R 385ti.18,R 380.18, 18 t, Kipper	05.91 - 10.96				110 657			5000 867 685
								5010 130 500
								5010 130 888
								5010 138 561
				$\frac{1}{0}$	110 654 (x4) 			5000 786 840
R 340ti.18/T	05.91 - 10.96			$\frac{1}{T}$	110 652			23512058
R 340ti.19/T	05.91 - 10.96							5000 867 685
R 385ti.18/T,R 380.18/T	05.91 - 10.96				110 657			5010 130 500
R 420ti.18/T	10.92 - 10.96							5010 130 888
R 420ti.19/T, 4x2	10.92 - 10.96							5010 138 561
R 420ti.19/T, 4x4	10.92 - 10.96			$\frac{0}{0}$	170 191 (x4) 			5000 790 689
R 350.18/T	05.91 - 12.92			$\frac{0}{0}$	290 475			
R 350.19/T	05.91 - 12.92							
R 350.19/TB	05.91 - 12.92							
R 360 19T/ 26T/ 35T				$\frac{1}{T}$	110 657			5010 130 500
R 370 19T/ 26T/ 35T								5010 130 888
R 385 18T/19T								5010 138 561
R 390 19T				$\frac{0}{0}$	170 191 (x4) 			5000 790 689
R 420 18T/ 19T								
								5000 786 840
R 385ti.19/T,R 380.19/T	05.91 - 10.96			$\frac{1}{T}$	110 652			23512058
					110 657			5000 867 685
								5010 130 500
								5010 130 888
								5010 138 561
				$\frac{0}{0}$	290 475			
								5000 790 689
								5000 786 840

Achtung: Unsere Artikel sind nur als Ersatz für die angegebenen OE-Nummern gültig. In der Spalte "Ref." ist lediglich ein Teil der OE-Nummern aufgeführt. Die vollständige Auflistung aller Vergleichsnummern finden Sie im Anhang.

Attention: The articles are only valid as replacement for the listed OE-numbers. In the column "Ref." only a selection of OE-No. is given. The complete listing you can see in the appendix. (151)

		Baumuster Model						Ref.
--	--	--------------------	---	---	---	--	---	------













RENAULT TRUCKS

Manager		09.91 - 10.96					
G 200.13	09.91 - 03.93			$\frac{1}{T}$	110 647		5000 731 488
G 200.15	09.91 - 03.93			$\frac{1}{T}$	290 472		
G 200.16, 16 t	09.91 - 03.93						
G 200.16, 16,5 t	09.91 - 03.93						
G 200.18	09.91 - 03.93						
G 230ti.13	09.91 - 03.93						
G 230ti.15	09.91 - 03.93						
G 230ti.16, 16 t	09.91 - 10.96						
G 230ti.16, 16,5 t	09.91 - 10.96						
G 230ti.18,	05.92 - 10.96						
Pritsche/Fahrgestell							
G 230ti.18, Kipper	05.92 - 10.96						
G 230ti.19, 18,5 t	09.91 - 10.96						
G 230ti.19, 19 t	09.91 - 10.96						
G 280.13,G 270.13	09.91 - 10.96						
G 280.15,G 270.15	09.91 - 10.96						
G 280.16	09.91 - 03.93						
G 280.18,G 270.18,G 270.17	09.91 - 10.96						
G 300.18, Pritsche/Fahrgestell,	09.92 - 10.96						
4x2							
G 300.18, Kipper	09.92 - 10.96						
G 300.19, 18,5 t	09.91 - 03.93						
G 300.19, 19 t	09.91 - 10.96						
G 330.19	09.91 - 03.93						
G 340ti.19,G 330.19	09.91 - 10.96						
G 210.16	05.92 - 10.96			$\frac{1}{T}$	110 647		5000 731 488
				$\frac{O}{O}$	290 475		
G 220.17 BOM, 15,99 t	09.91 - 10.96			$\frac{1}{T}$	290 472		
G 220.17 BOM, 17,5 t	09.91 - 10.96						
G 220.19 BOM	09.91 - 10.96						
G 280.15/T,G 270.15/T	09.91 - 10.96						
G 300.18, Pritsche/Fahrgestell,	09.92 - 10.96						
4x4							
G 340ti.18/T	02.92 - 10.96						
G 230.13 SP	09.91 - 03.93			$\frac{1}{T}$	110 647		5000 731 488
G 280.16,G 270.16	09.91 - 10.96						
G 280.19	09.91 - 03.93						
G 280.19,G 270.19	09.91 - 10.96						
G 340ti.17,G 330.19	09.91 - 10.96						
G 340ti.18,G 330.18	09.91 - 10.96						
G 300.15/T	09.91 - 10.96			$\frac{1}{T}$	310 959		5000 731 913
G 300.19/T, 16 t	09.91 - 10.96						5001 857 665
G 300.19/T, 19 t	09.91 - 10.96			$\frac{1}{T}$	290 472		
G 340ti.17/T,G 330.17/T	09.91 - 10.96						
G 340ti.19/T,G 330.19/T	09.91 - 10.96						

Achtung: Unsere Artikel sind nur als Ersatz für die angegebenen OE-Nummern gültig. In der Spalte "Ref." ist lediglich ein Teil der OE-Nummern aufgeführt. Die vollständige Auflistung aller Vergleichsnummern finden Sie im Anhang.
 Attention: The articles are only valid as replacement for the listed OE-numbers. In the column "Ref." only a selection of OE-No. is given. The complete listing you can see in the appendix. (151)

		Baumuster Model						Ref.
--	--	--------------------	---	---	---	--	---	------

RENAULT TRUCKS














































Midliner		09.83 - 01.00						
M 140.12/C, Pritsche/Fahrgestell	05.89 - 03.93			$\frac{1}{0}$ T	290 473			
M 140.12/C, Kommunalfahrzeug	05.89 - 03.93							
M 140.13/C, Pritsche/Fahrgestell	05.89 - 03.93							
M 140.13/C, Kommunalfahrzeug	04.89 - 03.93							
M 160.12/C, Pritsche/Fahrgestell	05.89 - 03.93							
M 160.12/C, Kommunalfahrzeug	05.89 - 03.93							
M 160.13/C, Pritsche/Fahrgestell	05.89 - 03.93							
M 160.13/C, Kipper	05.89 - 03.93							
M 160.14/C BOM	05.89 - 03.93							
M 180.13/C, 4x2	11.92 - 10.96							
M 180.13/C, 4x4	11.92 - 10.96							
M 200.12/C	05.88 - 03.93							
M 200.13/C	05.88 - 03.93							
M 200.14/C BOM	05.88 - 03.93							
M 230.10/C	05.89 - 07.92							
M 230.12/D	05.89 - 07.92							
M 230.13/C, M 230.13/D	05.89 - 10.96							
M 230.13C/T	05.89 - 10.96							
M 230.13/D	05.89 - 07.92							
S 170 11/ 13/ 14				$\frac{1}{0}$ O	110 672			5000 546 892
Midlum		01.00 -						
135.08/B,150.08/B, Pritsche/Fahrgestell	01.00 -			$\frac{1}{0}$ O	313 209			5010 383 496
135.08/B,150.08/B, Kipper	01.00 -			$\frac{1}{0}$ T	313 211			5010 383 380
135.09/B,150.09/B	01.00 -							
180.08/B, 132 kW, Pritsche/Fahrgestell	01.00 -							
180.08/B, 132 kW, Kipper	01.00 -							
180.09/B	01.00 -							
210.08/B	01.00 -							
210.09/B	01.00 -							
135.10/B,150.10/B, Pritsche/Fahrgestell	01.00 -			$\frac{1}{0}$ O	313 210			5010 383 497
135.10/B,150.10/B, Kipper	01.00 -			$\frac{1}{0}$ T	313 211			5010 383 380
150.12/B	01.00 -							
180.10/B, 132 kW, Pritsche/Fahrgestell	01.00 -							
180.10/B, 132 kW, Kipper	01.00 -							
180.12/B	01.00 -							
210.10/B	01.00 -							
210.13/C, 220.13/C, 220.13/D	01.00 -							
210.13/C	01.00 -							
150.08/B	10.01 -			$\frac{1}{0}$ O	313 212			5010 557 285
150.10/B	10.01 -			$\frac{1}{0}$ T	313 211			5010 383 380
180.08/B, 128 kW	10.01 -			$\frac{1}{0}$ O	313 209			5010 383 496
					313 212			5010 557 285
				$\frac{1}{0}$ T	313 211			5010 383 380
180.10/B, 128 kW	10.01 -			$\frac{1}{0}$ O	313 210			5010 383 497
180.12/B, 180.12/C	10.01 -				313 212			5010 557 285
180.12	10.01 -			$\frac{1}{0}$ T	313 211			5010 383 380

Achtung: Unsere Artikel sind nur als Ersatz für die angegebenen OE-Nummern gültig. In der Spalte "Ref." ist lediglich ein Teil der OE-Nummern aufgeführt. Die vollständige Auflistung aller Vergleichsnummern finden Sie im Anhang.

Attention: The articles are only valid as replacement for the listed OE-numbers. In the column "Ref." only a selection of OE-No. is given. The complete listing you can see in the appendix. (151)

		Baumuster Model						Ref.
--	---	--------------------	---	---	---	---	---	------












RENAULT TRUCKS

Midlum		01.00 -						
210.08/B, 220.08/B	01.00 -				313 212	09.2001->		5010 557 285
					313 209			5010 383 496
					313 211			5010 383 380
210.10/B, 220.10/B	01.00 -				313 212	09.2001->		5010 557 285
					313 210			5010 383 497
					313 211			5010 383 380
210.12/C, 220.12/C 210.12/C	01.00 - 01.00 -				313 213	für Kehrmachines / For sweeping machines	(119)	5010 383 498
					313 210			5010 383 497
					313 211			5010 383 380
210.14/C, 220.14/C, 220.14/D	01.00 -				313 213			5010 383 498
					313 210			5010 383 497
					313 214			5010 488 147
210.15/C, Pritsche/Fahrgestell 210.15/C, Kipper	01.00 - 01.00 -				313 213	für Kehrmachines / For sweeping machines Müllfahrzeug / Refuse collecting truck	(119) (81)	5010 383 498
					313 213			5010 383 498
					313 210			5010 383 497
210.16/C, 220.16/C, 22.16/D	01.00 -				313 213			5010 383 498
					313 210	Müllfahrzeug / Refuse collecting truck	(81)	5010 383 497
					313 210			5010 383 497
					313 214			5010 488 147
250.12/C, Pritsche/Fahrgestell 250.12/C, Kipper 250.13/C, Pritsche/Fahrgestell 250.13/C, Kipper 250.14/C 250.15/C, Pritsche/Fahrgestell 250.15/C, Kipper 250.16/C	01.00 - 01.00 - 01.00 - 01.00 - 01.00 - 01.00 - 01.00 -				313 213			5010 383 498
					313 210			5010 383 497
								
								
250.16/CT	01.00 -				313 213			5010 383 498
220.15	10.01 -				313 210	für Kehrmachines / For sweeping machines	(119)	5010 383 497
					313 214			5010 488 147
270.12/C 270.13/C, 270.13/D 270.14/C, 270.14/D 270.16/C, 270.16/D	10.01 - 10.01 - 10.01 - 10.01 -				313 210			5010 383 497
					313 214			5010 488 147
270.16/C	10.01 -				313 214			5010 488 147
270.18/D	10.01 -				313 214			5010 488 147
					313 215			5010 557 287
P								
PS 30, PS 30 T PX 28, PX 28 T PX 28 VT, PX 28 VTS PX 30, PX 30 T PX 30 VT, PX 30 VTS PX 40, PX 40 T PX 40 VT -, PX 40 VTS 6x4					110 652			23512058 5000 867 685

Achtung: Unsere Artikel sind nur als Ersatz für die angegebenen OE-Nummern gültig. In der Spalte "Ref." ist lediglich ein Teil der OE-Nummern aufgeführt. Die vollständige Auflistung aller Vergleichsnummern finden Sie im Anhang.
Attention: The articles are only valid as replacement for the listed OE-numbers. In the column "Ref." only a selection of OE-No. is given. The complete listing you can see in the appendix. (151)

		Baumuster Model						Ref.
--	--	--------------------	---	---	---	--	---	------












RENAULT TRUCKS

Premium		04.96 -										
Distribution 210.16 Distribution 250.16 Distribution 250.18D Distribution 250.19 Route 300.16 Route 300.18 Route 300.19 Route 340.18 Route 340.19 Route 385.18,400.18 Route 385.19,400.19	04.96 -			$\frac{1}{T}$	310 962 	01.2000 - 09.2001		5010 052 920 5010 383 050 5010 383 693 5010 383 693-A 5010 383 694 5010 383 694-A				
	04.96 -				310 962 	01.2000 - 09.2001		5010 052 920 5010 383 050 5010 383 693 5010 383 693-A 5010 383 694 5010 383 694-A				
	04.96 -					$\frac{O}{I}$	311 184	01.2000 - 09.2001		5010 294 414 5010 383 697		
	04.96 -						311 762 	01.2000 - 09.2001		5010 239 642 5010 294 908 5010 383 685		
	04.96 -						$\frac{1}{T}$	310 962 	01.2000->		5010 052 920 5010 383 050 5010 383 693 5010 383 693-A 5010 383 694 5010 383 694-A	
	04.96 -							310 962 	01.2000->		5010 052 920 5010 383 050 5010 383 693 5010 383 693-A 5010 383 694 5010 383 694-A	
	04.96 -							$\frac{1}{T}$	310 962	11.2000-> Müllfahrzeug / Refuse collecting truck	(81)	5010 052 920 5010 383 050 5010 383 693 5010 383 693-A 5010 383 694 5010 383 694-A
	04.96 -								312 636	11.2000->		5010 600 289
	04.96 -								312 956	11.2000->		5010 600 785
	04.96 -								$\frac{O}{I}$	311 184	01.2000->	
04.96 -	311 762 	01.2000->		5010 239 642 5010 294 908 5010 383 685								
04.96 -	312 635 	11.2000-> Müllfahrzeug / Refuse collecting truck	(81)	5010 383 688								

Achtung: Unsere Artikel sind nur als Ersatz für die angegebenen OE-Nummern gültig. In der Spalte "Ref." ist lediglich ein Teil der OE-Nummern aufgeführt. Die vollständige Auflistung aller Vergleichsnummern finden Sie im Anhang.
Attention: The articles are only valid as replacement for the listed OE-numbers. In the column "Ref." only a selection of OE-No. is given. The complete listing you can see in the appendix. (151)

		Baumuster Model						Ref.
--	--	--------------------	---	---	---	--	---	------
















RENAULT TRUCKS

Premium		04.96 -									
Distribution 260.16 Distribution 260.18 Distribution 260.19	04.96 - 04.96 - 04.96 -			$\frac{1}{1}$	310 962 	01.2000 - 09.2001	(118)	5010 052 920 5010 383 050 5010 383 693 5010 383 693-A 5010 383 694 5010 383 694-A			
					310 962 	01.2000 - 09.2001		5010 052 920 5010 383 050 5010 383 693 5010 383 693-A 5010 383 694 5010 383 694-A			
					310 962	07.1997 - 12.2001 für Feuerwehrfahrzeuge / For fire brigade vehicles		5010 052 920 5010 383 050 5010 383 693 5010 383 693-A 5010 383 694 5010 383 694-A			
					$\frac{0}{1}$	311 184	01.2000 - 09.2001	(81)	5010 294 414 5010 383 697		
					$\frac{1}{0}$	312 635	01.2000 - 09.2001 Müllfahrzeug / Refuse collecting truck		5010 383 688		
					$\frac{0}{0}$	311 762 	01.2000 - 09.2001		5010 239 642 5010 294 908 5010 383 685		
					$\frac{0}{1}$	311 184	07.1997 - 12.2001 für Feuerwehrfahrzeuge / For fire brigade vehicles		5010 294 414 5010 383 697		
	Distribution 270.18	08.00 -			$\frac{1}{1}$	310 962	11.2000-> Müllfahrzeug / Refuse collecting truck	(81)	5010 052 920 5010 383 050 5010 383 693 5010 383 693-A 5010 383 694 5010 383 694-A		
						312 636	11.2000->		5010 600 289		
						312 956	11.2000->		5010 600 785		
310 962 						11.2000->	5010 052 920 5010 383 050 5010 383 693 5010 383 693-A 5010 383 694 5010 383 694-A				
								$\frac{1}{1}$	310 962 	11.2000->	5010 052 920 5010 383 050 5010 383 693 5010 383 693-A 5010 383 694 5010 383 694-A
									311 184	11.2000->	5010 294 414 5010 383 697
								$\frac{0}{0}$	311 762 	11.2000->	5010 239 642 5010 294 908 5010 383 685
								$\frac{1}{0}$	312 635 	11.2000-> Müllfahrzeug / Refuse collecting truck	(81) 5010 383 688

Achtung: Unsere Artikel sind nur als Ersatz für die angegebenen OE-Nummern gültig. In der Spalte "Ref." ist lediglich ein Teil der OE-Nummern aufgeführt. Die vollständige Auflistung aller Vergleichsnummern finden Sie im Anhang.
Attention: The articles are only valid as replacement for the listed OE-numbers. In the column "Ref." only a selection of OE-No. is given. The complete listing you can see in the appendix. (151)

		Baumuster Model						Ref.
--	--	--------------------	---	---	---	--	---	------

RENAULT TRUCKS












Premium		04.96 -						
Distribution 300.16D	04.96 -			$\frac{1}{T}$	310 962 	01.2000 - 09.2001		5010 052 920 5010 383 050 5010 383 693 5010 383 693-A 5010 383 694 5010 383 694-A
Distribution 300.18D	04.96 -							
Distribution 300.19	04.96 -							
Distribution 340.18D	04.96 -							
Distribution 340.19D	04.96 -				310 962 	01.2000 - 09.2001		5010 052 920 5010 383 050 5010 383 693 5010 383 693-A 5010 383 694 5010 383 694-A
				$\frac{0}{I}$	311 184	01.2000 - 09.2001		5010 294 414 5010 383 697
				$\frac{1}{O}$	312 635	01.2000 - 09.2001 Müllfahrzeug / Refuse collecting truck (81)		5010 383 688
				$\frac{0}{O}$	311 762 	01.2000 - 09.2001		5010 239 642 5010 294 908 5010 383 685
Distribution 300.16T	04.96 -			$\frac{1}{T}$	310 962 	01.2000->		5010 052 920 5010 383 050 5010 383 693 5010 383 693-A 5010 383 694 5010 383 694-A
Distribution 300.18D/T	04.96 -							
Distribution 300.19D/T	04.96 -							
Distribution 340.18D/T	04.96 -							
Distribution 340.19D/T	04.96 -							
Route 300.18T	09.96 -				310 962 	01.2000->		5010 052 920 5010 383 050 5010 383 693 5010 383 693-A 5010 383 694 5010 383 694-A
Route 300.19T	09.96 -							
Route 340.18T	04.96 -							
Route 340.19T	04.96 -							
Route 385.18T,400.18T	04.96 -							
Route 385.19T,400.19T	04.96 -			$\frac{0}{O}$	312 372	01.2000->		5010 383 687
				$\frac{0}{I}$	311 184	01.2000->		5010 294 414 5010 383 697
				$\frac{0}{O}$	311 762 	01.2000->		5010 239 642 5010 294 908 5010 383 685
Distribution 300.26D	04.96 -			$\frac{1}{T}$	310 962	01.2000 - 09.2001		5010 052 920 5010 383 050 5010 383 693 5010 383 693-A 5010 383 694 5010 383 694-A
Distribution 340.26D	04.96 -							
				$\frac{0}{O}$	311 762	01.2000 - 09.2001		5010 239 642 5010 294 908 5010 383 685
					311 828	01.2000 - 09.2001		5010 383 686
					312 637	01.2000 - 09.2001		5010 383 698
				$\frac{1}{O}$	312 635	01.2000 - 09.2001		5010 383 688
Distribution 320.18	08.00 -			$\frac{1}{T}$	310 962	10.2000->		5010 052 920 5010 383 050 5010 383 693 5010 383 693-A 5010 383 694 5010 383 694-A
Distribution 370.18	08.00 -							
Distribution 420.18	08.00 -							
Route 320.18, Sattelzugmaschine	08.00 -							
Route 370.18, Sattelzugmaschine	08.00 -				312 632	10.2000->		5010 600 290
Route 420.18T	08.00 -			$\frac{0}{O}$	312 372	10.2000->		5010 383 687
				$\frac{0}{I}$	311 184	10.2000->		5010 294 414 5010 383 697
				$\frac{0}{O}$	311 762 	10.2000->		5010 239 642 5010 294 908 5010 383 685

Achtung: Unsere Artikel sind nur als Ersatz für die angegebenen OE-Nummern gültig. In der Spalte "Ref." ist lediglich ein Teil der OE-Nummern aufgeführt. Die vollständige Auflistung aller Vergleichsnummern finden Sie im Anhang.

Attention: The articles are only valid as replacement for the listed OE-numbers. In the column "Ref." only a selection of OE-No. is given. The complete listing you can see in the appendix. (151)

		Baumuster Model						Ref.
--	---	--------------------	---	---	---	---	---	------











RENAULT TRUCKS

Premium		04.96 -						
Distribution 320.18 D Distribution 370.18D Distribution 420.18D Route 320.18, Pritsche/Fahrgestell Route 370.18, Pritsche/Fahrgestell Route 420.18	08.00 -			$\frac{1}{1}$	312 636	11.2000->	5010 600 289	
	08.00 -			$\frac{1}{1}$	312 956	11.2000->	5010 600 785	
	08.00 -			$\frac{1}{1}$	310 962 	11.2000->	5010 052 920 5010 383 050 5010 383 693 5010 383 693-A 5010 383 694 5010 383 694-A	
	08.00 -			$\frac{1}{1}$	310 962 \equiv	11.2000->	5010 052 920 5010 383 050 5010 383 693 5010 383 693-A 5010 383 694 5010 383 694-A	
	08.00 -			$\frac{0}{1}$	311 184	11.2000->	5010 294 414 5010 383 697	
	08.00 -			$\frac{0}{0}$	311 762 \equiv	11.2000->	5010 239 642 5010 294 908 5010 383 685	
Distribution 320.24D Distribution 320.26D Distribution 370.24D Distribution 370.26D Route 370.24 Route 370.26 Route 420.24, Pritsche/Fahrgestell Route 420.26	08.00 -			$\frac{1}{1}$	310 962	01.2001->	5010 052 920 5010 383 050 5010 383 693 5010 383 693-A 5010 383 694 5010 383 694-A	
	08.00 -			$\frac{1}{1}$	312 636	01.2001->	5010 600 289	
	08.00 -			$\frac{1}{1}$	311 762	01.2001->	5010 239 642 5010 294 908 5010 383 685	
	08.00 -			$\frac{0}{0}$	311 828	01.2001->	5010 383 686	
	08.00 -			$\frac{0}{0}$	312 637	01.2001->	5010 383 698	
	08.00 -			$\frac{1}{0}$	312 635	01.2001->	5010 383 688	
Distribution 400.18D	01.00 -			$\frac{1}{1}$	310 962 	->09.2001	5010 052 920 5010 383 050 5010 383 693 5010 383 693-A 5010 383 694 5010 383 694-A	
				$\frac{1}{1}$	310 962 \equiv	->09.2001	5010 052 920 5010 383 050 5010 383 693 5010 383 693-A 5010 383 694 5010 383 694-A	
				$\frac{0}{1}$	311 184	->09.2001	5010 294 414 5010 383 697	
				$\frac{0}{0}$	311 762 \equiv	->09.2001	5010 239 642 5010 294 908 5010 383 685	
Route 340.24 Route 340.26 Route 385.24,400.24 Route 385.26 Route 385.26,400.26	04.96 -			$\frac{0}{0}$	311 762	01.2000 - 09.2001	5010 239 642 5010 294 908 5010 383 685	
	04.96 -			$\frac{0}{0}$	311 828	01.2000 - 09.2001	5010 383 686	
	04.96 -			$\frac{0}{0}$	312 637	01.2000 - 09.2001	5010 383 698	
	04.96 -		$\frac{1}{0}$	312 635	01.2000 - 09.2001	5010 383 688		
Route 385.24T,400.24T	09.96 -			$\frac{1}{1}$	310 962 	01.2000 - 09.2001	5010 052 920 5010 383 050 5010 383 693 5010 383 693-A 5010 383 694 5010 383 694-A	
				$\frac{0}{0}$	311 762	01.2000 - 09.2001	5010 239 642 5010 294 908 5010 383 685	
					312 637	01.2000 - 09.2001	5010 383 698	








Achtung: Unsere Artikel sind nur als Ersatz für die angegebenen OE-Nummern gültig. In der Spalte "Ref." ist lediglich ein Teil der OE-Nummern aufgeführt. Die vollständige Auflistung aller Vergleichsnummern finden Sie im Anhang.
Attention: The articles are only valid as replacement for the listed OE-numbers. In the column "Ref." only a selection of OE-No. is given. The complete listing you can see in the appendix. (151)

		Baumuster Model						Ref.
--	--	--------------------	---	---	---	--	---	------








RENAULT TRUCKS

Premium		04.96 -									
Route 420.24, Sattelzugmaschine Route 420.25	08.00 -			$\frac{0}{0}$	312 634	02.2002 - 03.2003		5430 051 681			
	08.00 -			$\frac{1}{1}$	310 962	01.2001->		5010 052 920 5010 383 050 5010 383 693 5010 383 693-A 5010 383 694 5010 383 694-A			
				$\frac{0}{0}$	311 762	01.2001->		5010 239 642 5010 294 908 5010 383 685			
				$\frac{1}{1}$	311 828	01.2001->		5010 383 686			
					312 637	01.2001->		5010 383 698			
R		10.80 - 10.91									
R 310.19	10.80 - 03.89			$\frac{1}{1}$	110 652			23512058 5000 867 685			
R 330.17	05.88 - 05.91								5000 790 689		
R 330.17/T	05.88 - 05.91				$\frac{0}{0}$		170 191 (x4) 				
R 330.19	05.88 - 05.91										
R 340.17	03.86 - 01.90										
R 340.17/T	03.86 - 01.90										
R 340.19	03.86 - 01.90										
R 340.24, 6x2	03.86 - 01.90										
R 340.24, 6x4	03.86 - 01.90										
R 340ti.17	01.90 - 05.91										
R 340ti.18, 18 t, Pritsche/Fahrgestell	01.90 - 05.91										
R 340ti.18, 18,5 t	01.90 - 05.91										
R 340ti.18, 18 t, Kipper	01.90 - 05.91										
R 340ti.18/T	01.90 - 05.91										
R 340ti.19	01.90 - 05.91										
R 340ti.19/T	01.90 - 05.91										
R 340ti.24	01.90 - 05.91										
R 340ti.26	01.90 - 05.91										
R 365.17	10.87 - 05.90										
R 365.17/T	10.87 - 05.90										
R 365.19	10.87 - 05.90										
R 365.24, 6x2	10.87 - 05.90										
R 365.24, 6x4	10.87 - 05.90										
R 365 26 6x2/ 6x4											
R 370 19/ 26/ 35											
R 420.17	10.88 - 10.91										
R 420.17/T	10.88 - 10.91										
R 420.19	10.88 - 10.91										
R 420.19/T	10.88 - 10.91										
R 420.24	10.88 - 10.91										
R 420.24/T	10.88 - 10.91										
R 310.19/T	10.80 - 03.89			$\frac{1}{1}$	110 657			5010 130 500 5010 130 888 5010 138 561			
R 330.19/T	05.88 - 05.91								5000 790 689		
R 340.19/T	03.86 - 01.90				$\frac{0}{0}$		170 191 (x4) 				
R 365.19/T	10.87 - 05.90								110 654 (x4) 		5000 786 840
TB											
TB 130				$\frac{1}{0}$	110 672			5000 546 892			



Achtung: Unsere Artikel sind nur als Ersatz für die angegebenen OE-Nummern gültig. In der Spalte "Ref." ist lediglich ein Teil der OE-Nummern aufgeführt. Die vollständige Auflistung aller Vergleichsnummern finden Sie im Anhang.
 Attention: The articles are only valid as replacement for the listed OE-numbers. In the column "Ref." only a selection of OE-No. is given. The complete listing you can see in the appendix. (151)

		Baumuster Model						Ref.
--	--	--------------------	---	---	---	--	---	------


















RENAULT TRUCKS

TR								
TR 251 TR 280 TRH 305 TR 350, TRH 350 6x4				$\frac{1}{1}$	110 652			23512058 5000 867 685
TR 305				$\frac{1}{1}$	110 652 			23512058 5000 867 685
				$\frac{1}{1}$	110 657 			5010 130 500 5010 130 888 5010 138 561
100								
H 100				$\frac{1}{1}$	131 028			5010 294 412 5010 383 049
					310 962			5010 052 920 5010 383 050 5010 383 693 5010 383 693-A 5010 383 694 5010 383 694-A
110 4x4 150 4x4				$\frac{1}{0}$	311 762 			5010 239 642 5010 294 908 5010 383 685
					110 672			5000 546 892

RUTHMANN

Hubwagen								
HD 875 HD 1296 HD 12106 HD 15137				$\frac{0}{0}$	124 207			
Niederflurwagen (T2W)				$\frac{0}{0}$	125 975			

































SCANIA

82								
G 82 M 4x2				$\frac{1}{0}$	310 797 			1012044 307111
G 82 ML 4x2				$\frac{1}{0}$	310 784 			1110588 1388417 395063
92								
G 92 M 4x2 G 92 MD 4x2 P 92 HK 4x2				$\frac{1}{0}$	310 797 			1012044 307111
G 92 MDL 4x2 G 92 ML 4x2 P 92 ML 4x2,6x2 R 92 ML 4x2,6x2				$\frac{1}{0}$	310 784 			1110588 1388417 395063
P 92 H 4x2,6x2 P 92 M 4x2,6x2 R 92 H 6x2 R 92 M 4x2,6x2 T 92 H 4x2,6x2				$\frac{1}{0}$	310 784 			1110588 1388417 395063
P 92 MA 4x2 R 92 MA 4x2				$\frac{1}{0}$	310 797 			1012044 307111
					310 784 			1110588 1388417 395063
				$\frac{1}{1}$	112 889 			1110589 395064
				$\frac{1}{1}$	112 889 			1110589 395064

Achtung: Unsere Artikel sind nur als Ersatz für die angegebenen OE-Nummern gültig. In der Spalte "Ref." ist lediglich ein Teil der OE-Nummern aufgeführt. Die vollständige Auflistung aller Vergleichsnummern finden Sie im Anhang.
Attention: The articles are only valid as replacement for the listed OE-numbers. In the column "Ref." only a selection of OE-No. is given. The complete listing you can see in the appendix. (151)

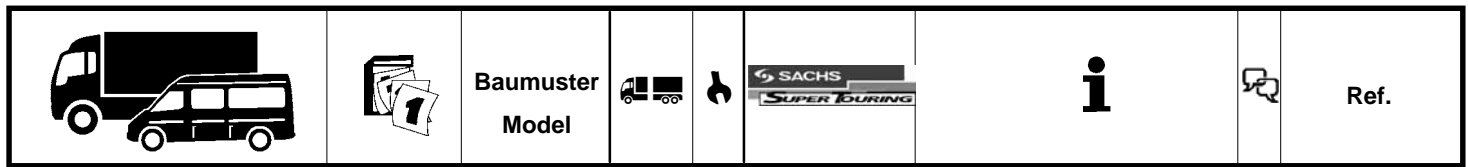
		Baumuster Model						Ref.
--	--	--------------------	---	---	---	--	---	------

SCANIA

112								
P 112 H 4x2,6x2				$\frac{1}{O}$	310 784 			1110588
P 112 M 4x2,6x2								1388417
R 112 H 4x2,6x2					310 797 			395063
R 112 M 4x2,6x2								1012044
				$\frac{1}{T}$	112 889 			307111
								1110589
								395064
P 112 H 8x2				$\frac{1}{O}$	310 797 			1012044
P 112 HK 4x4,6x6								307111
T 112 H 4x2,6x2,6x4								
P 112 ML 4x2,6x2				$\frac{1}{O}$	310 784 			1110588
R 112 HL 6x4								1388417
R 112 ML 4x2,6x2								395063
T 112 HL 6x4								
R 112 MA 4x2				$\frac{1}{O}$	310 784 			1110588
T 112 H 4x2,6x2								1388417
								395063
				$\frac{1}{T}$	112 889 			1110589
								395064
142								
R 142 E 6x4				$\frac{1}{O}$	310 784 			1110588
T 142 E 6x4								1388417
					310 797 			395063
								1012044
								307111
R 142 H 4x2,6x2				$\frac{1}{O}$	310 784 			1110588
R 142 MA 4x2								1388417
T 142 H 4x2,6x2								395063
				$\frac{1}{T}$	112 889 			1110589
								395064
R 142 H 4x2,6x2,6x6				$\frac{1}{O}$	310 797 			1012044
R 142 H 8x2								307111
T 142 H 4x2,6x2,6x4								
R 142 HL 4x2,6x2				$\frac{1}{O}$	310 784 			1110588
T 142 HL 6x4								1388417
								395063
R 142 M 4x2,6x2				$\frac{1}{O}$	310 784 			1110588
								1388417
					310 797 			395063
								1012044
								307111
				$\frac{1}{T}$	112 889 			1110589
								395064
R 142 ML 6x2,6x4				$\frac{1}{O}$	310 784 			1110588
T 142 ML 6x2,6x4								1388417
								395063
				$\frac{1}{O}$	112 209 *			1110531
								1309129

Achtung: Unsere Artikel sind nur als Ersatz für die angegebenen OE-Nummern gültig. In der Spalte "Ref." ist lediglich ein Teil der OE-Nummern aufgeführt. Die vollständige Auflistung aller Vergleichsnummern finden Sie im Anhang.

Attention: The articles are only valid as replacement for the listed OE-numbers. In the column "Ref." only a selection of OE-No. is given. The complete listing you can see in the appendix. (151)
































SCANIA

Serie 3		01.88 - 12.96					
93 113 143 T 93 T 113 T 143	03.88 - 12.96 05.88 - 12.96 05.88 - 12.96 01.90 - 12.96 01.90 - 12.96 01.90 - 12.96	4x2		$\frac{1}{O}$	125 600	->Chass. 1 159 364 ->Chass. 4 290 503	1353105
				$\frac{1}{T}$	290 010	->Chass. 1 220 424 ->Chass. 9 015 251	1375832
				$\frac{1}{O}$	310 773	Chass. 1 159 365 - Chass. 1 215 499 Chass. 4 290 504 - Chass. 9 009 697	1303235 1323476
				$\frac{1}{O}$	125 511	Chass. 1 187 943-> Chass. 4 321 492-> Chass. 9 000 125->	1377056 1478502
				$\frac{1}{T}$	112 889		1110589 395064
				$\frac{1}{O}$	125 600	->Chass. 1 159 364 ->Chass. 4 290 503	1353105
		6x2		$\frac{1}{O}$	310 773	Chass. 1 159 365 - Chass. 1 215 499 Chass. 4 290 504 - Chass. 9 009 697	1303235 1323476
				$\frac{1}{O}$	125 511	Chass. 1 215 500-> Chass. 4 351 009-> Chass. 9 009 698-> Bez. der Hinterachse: ADA / Designation of the rear Axle: ADA	1377056 1478502 (13)
				$\frac{1}{O}$	125 600	Chass. 1 215 500-> Chass. 4 351 009-> Chass. 9 009 698-> Bez. der Hinterachse: ASA / Designation of the rear Axle: ASA	1353105 (14)
				$\frac{1}{T}$	112 889		1110589 395064
				$\frac{1}{O}$	125 600	->Chass. 1 137 777 ->Chass. 4 272 463	1353105
		6x2/4		$\frac{1}{O}$	112 209	Chass. 1 137 778-> Chass. 4 272 464->	1110531 1309129
				$\frac{1}{O}$	125 511	Chass. 1 159 365-> Chass. 4 290 504->	1377056 1478502
				$\frac{1}{T}$	112 889		1110589 395064
				$\frac{1}{O}$	131 117		1331755
				$\frac{1}{O}$	310 797	->Chass. 1 188 655 ->Chass. 4 320 990 ->Chass. 9 000 094	1012044 307111
		8x4		$\frac{1}{O}$	125 997	Chass. 1 188 656 - Chass. 1 196 388 Chass. 4 320 991 - Chass. 4 330 433 Chass. 9 000 095 - Chass. 9 001 547	1421062
				$\frac{1}{O}$	123 901	Chass. 1 196 389-> Chass. 4 330 444-> Chass. 9 001 548->	1315959
				$\frac{1}{O}$	310 797	->Chass. 1 188 655 ->Chass. 4 320 990 ->Chass. 9 000 094	1012044 307111
		EK6x4, HK6x4		$\frac{1}{O}$	125 997	Chass. 1 188 656 - Chass. 1 196 388 Chass. 4 320 991 - Chass. 4 330 433 Chass. 9 000 095 - Chass. 9 001 547	1421062
				$\frac{1}{O}$	123 901	Chass. 1 196 389-> Chass. 4 330 444-> Chass. 9 001 548->	1315959
				$\frac{1}{O}$	123 902		1327813
		HK4x4, HK6x6		$\frac{1}{O}$	125 600	Chass. 1 188 656-> Chass. 4 320 991-> Chass. 9 000 095->	1353105

Achtung: Unsere Artikel sind nur als Ersatz für die angegebenen OE-Nummern gültig. In der Spalte "Ref." ist lediglich ein Teil der OE-Nummern aufgeführt. Die vollständige Auflistung aller Vergleichsnummern finden Sie im Anhang.
 Attention: The articles are only valid as replacement for the listed OE-numbers. In the column "Ref." only a selection of OE-No. is given. The complete listing you can see in the appendix. (151)

		Baumuster Model						Ref.
--	--	--------------------	---	---	---	--	---	------
















SCANIA

Serie 3		01.88 - 12.96									
93 113 143 T 93 T 113 T 143	03.88 - 12.96 05.88 - 12.96 05.88 - 12.96 01.90 - 12.96 01.90 - 12.96 01.90 - 12.96	HL		$\frac{1}{\circ}$	310 797 	->Chass. 1 188 655 ->Chass. 4 320 990 ->Chass. 9 000 094	(13)	1012044 307111			
					125 997 	Chass. 1 188 656-> Chass. 4 320 991-> Chass. 9 000 095->			1421062		
					123 902 	Bez. der Hinterachse: ADA / Designation of the rear Axle: ADA				1327813	
					125 600 	Bez. der Hinterachse: ASA / Designation of the rear Axle: ASA					(14) 1353105
					123 902 						
			290 009 		1342787						
			MA		$\frac{1}{\circ}$	310 784 	->Chass. 1 182 679 ->Chass. 4 316 230	1110588 1388417 395063			
						112 926 	Chass. 1 182 680-> Chass. 4 316 231->		1327211		
						123 203 	Chass. 1 185 715-> Chass. 4 318 980-> Chass. 9 000 001->		1111056		
			MK8x4		$\frac{1}{\circ}$	310 797 	->Chass. 1 188 655 ->Chass. 4 320 990 ->Chass. 9 000 094	1012044 307111			
	125 997 	Chass. 1 188 656-> Chass. 4 320 991-> Chass. 9 000 095->				1421062					
		$\frac{1}{\circ}$			123 902 	->Chass. 1 196 488 ->Chass. 4 330 222	1327813				
					290 009 	Chass. 1 196 483-> Chass. 4 330 223->	1342787				
	ML		$\frac{1}{\circ}$	310 784 	->Chass. 1 182 679 ->Chass. 4 316 230	1110588 1388417 395063					
				310 797 	->Chass. 1 188 655 ->Chass. 4 320 990 ->Chass. 9 000 094		1012044 307111				
				123 900 	Chass. 1 179 267-> Chass. 4 312 246->		1327145				
				123 901 	Chass. 1 182 680-> Chass. 4 316 231->		1315959				
				125 997 	Chass. 1 188 656-> Chass. 4 320 991-> Chass. 9 000 095->		1421062				
	ML6x4		$\frac{1}{\circ}$	123 902 	Bez. der Hinterachse: ADA / Designation of the rear Axle: ADA	(13) 1327813					
				125 600 	Bez. der Hinterachse: ASA / Designation of the rear Axle: ASA	(14) 1353105					
290 009 					1342787						
MV, MW		$\frac{1}{\circ}$	123 902 	Chass. 1 179 586-> Chass. 4 312 232->	1327813						

Achtung: Unsere Artikel sind nur als Ersatz für die angegebenen OE-Nummern gültig. In der Spalte "Ref." ist lediglich ein Teil der OE-Nummern aufgeführt. Die vollständige Auflistung aller Vergleichsnummern finden Sie im Anhang.
Attention: The articles are only valid as replacement for the listed OE-numbers. In the column "Ref." only a selection of OE-No. is given. The complete listing you can see in the appendix. (151)

		Baumuster Model						Ref.
--	---	--------------------	---	---	---	---	---	------
















SCANIA

Serie 4		09.95 - 09.04							
94	08.96 -	4x2		$\frac{1}{0}$	000 331 	Achsausführung / Axle Version: AMA Sattelschlepper / Truck Tractor Fahrgestellhöhe: extra tief (E) / height of chassis: extra low (E) Fahrgestellklasse: L / class of chassis: L	(4) (95) (24) (31)	1390898 1478501	
114	05.96 -								
124	05.96 -								
144	11.95 -								
164	05.00 -								
T 94	08.96 -				125 598 	Achsausführung / Axle Version: AMA860 Fahrgestellhöhe: normal (N) / height of chassis: normal (N) Fahrgestellklasse: L / class of chassis: L	(4) (26) (31)	1371447 1371448 1478499 1478500	
T 114	05.96 -								
T 124	05.95 -								
T 144	09.95 -								
					125 997 	Achsausführung / Axle Version: AM620,900,920 Pritsche/Fahrgestell / Flatbed / Chassis Fahrgestellhöhe: normal (N) / height of chassis: normal (N) Fahrgestellhöhe: hoch (H) / height of chassis: high (H)	(4) (87) (26) (25)	1421062	
					125 998 	Achsausführung / Axle Version: AM620,920 Pritsche/Fahrgestell / Flatbed / Chassis Fahrgestellhöhe: normal (N) / height of chassis: normal (N) Fahrgestellhöhe: hoch (H) / height of chassis: high (H)	(4) (87) (26) (25)	1420474	
					310 783 	Achsausführung / Axle Version: AM620,900,920 Sattelschlepper / Truck Tractor Fahrgestellhöhe: normal (N) / height of chassis: normal (N) Fahrgestellhöhe: hoch (H) / height of chassis: high (H)	(4) (95) (26) (25)	1370267	
				$\frac{0}{0}$	131 142 	Achsausführung / Axle Version: ADA1300 Fahrgestellhöhe: extra tief (E) / height of chassis: extra low (E)	(4) (24)	1380427 1478509 1519633	
					131 475 	Achsausführung / Axle Version: ADA1100, AD1300 Fahrgestellhöhe: tief (L) / height of chassis: low (L)	(4) (27)	1365211 1380424 1478506 1519630	
					310 786 	Achsausführung / Axle Version: ADA1300 Fahrgestellhöhe: normal (N) / height of chassis: normal (N)	(4) (26)	1370093 1380425 1397523 1478507 1519631	
				$\frac{1}{1}$	290 011 	Achsausführung / Axle Version: AD1300,1500P	(4)	1381808 1397525 1479901 1519634	
		4x4		$\frac{1}{0}$	125 997 	Achsausführung / Axle Version: AMD900 Sattelschlepper / Truck Tractor Pritsche/Fahrgestell / Flatbed / Chassis Fahrgestellklasse: C / class of chassis: C	(4) (95) (87) (28)	1421062	
					125 998 	Achsausführung / Axle Version: AMD900 Pritsche/Fahrgestell / Flatbed / Chassis Fahrgestellklasse: C / class of chassis: C	(4) (87) (28)	1420474	
					310 783 	Achsausführung / Axle Version: AMD900 Sattelschlepper / Truck Tractor Fahrgestellklasse: C / class of chassis: C	(4) (95) (28)	1370267	

Achtung: Unsere Artikel sind nur als Ersatz für die angegebenen OE-Nummern gültig. In der Spalte "Ref." ist lediglich ein Teil der OE-Nummern aufgeführt. Die vollständige Auflistung aller Vergleichsnummern finden Sie im Anhang.
Attention: The articles are only valid as replacement for the listed OE-numbers. In the column "Ref." only a selection of OE-No. is given. The complete listing you can see in the appendix. (151)

		Baumuster Model						Ref.
--	--	--------------------	---	---	---	--	---	------




























SCANIA

Serie 4		09.95 - 09.04								
94 114 124 144 164 T 94 T 114 T 124 T 144	08.96 - 05.96 - 05.96 - 11.95 - 05.00 - 08.96 - 05.96 - 05.95 - 09.95 -	6x2/4		$\frac{0}{0}$	131 142 	Achsausführung / Axle Version: ADA1300 Fahrgestellhöhe: normal (N) / height of chassis: normal (N)	(4) (26)	1380427 1478509 1519633		
					310 786 	Achsausführung / Axle Version: ADA1300 Fahrgestellhöhe: tief (L) / height of chassis: low (L)	(4) (27)	1370093 1380425 1397523 1478507 1519631		
					131 543 	Achsausführung / Axle Version: ARA820 Fahrgestellhöhe: normal (N) / height of chassis: normal (N)	(4) (26)	1401877 1454753 1478511		
					125 997 	Achsausführung / Axle Version: AM620,900,920 Pritsche/Fahrgestell / Flatbed / Chassis Fahrgestellhöhe: normal (N) / height of chassis: normal (N) Fahrgestellhöhe: hoch (H) / height of chassis: high (H)	(4) (87) (26) (25)	1421062		
							125 998 		Achsausführung / Axle Version: AM620,920 Pritsche/Fahrgestell / Flatbed / Chassis Fahrgestellhöhe: normal (N) / height of chassis: normal (N) Fahrgestellhöhe: hoch (H) / height of chassis: high (H)	(4) (87) (26) (25)
							310 783 		Achsausführung / Axle Version: AM620,900,920 Sattelschlepper / Truck Tractor Fahrgestellhöhe: normal (N) / height of chassis: normal (N) Fahrgestellhöhe: hoch (H) / height of chassis: high (H)	(4) (95) (26) (25)
					$\frac{0}{0}$	131 142 	Achsausführung / Axle Version: ADA1300 Fahrgestellhöhe: extra tief (E) / height of chassis: extra low (E)	(4) (24)	1380427 1478509 1519633	
						131 475 	Achsausführung / Axle Version: ADA1100, AD1300 Fahrgestellhöhe: tief (L) / height of chassis: low (L)	(4) (27)	1365211 1380424 1478506 1519630	
						310 786 	Achsausführung / Axle Version: ADA1300 Fahrgestellhöhe: normal (N) / height of chassis: normal (N)	(4) (26)	1370093 1380425 1397523 1478507 1519631	
						131 475 	Achsausführung / Axle Version: ADA1300 X2	(4)	1365211 1380424 1478506 1519630	
						310 786 	Achsausführung / Axle Version: ADA1300 X2	(4)	1370093 1380425 1397523 1478507 1519631	
						125 997 	Achsausführung / Axle Version: AMD900 Pritsche/Fahrgestell / Flatbed / Chassis Fahrgestellklasse: C / class of chassis: C	(4) (87) (28)	1421062	
125 998 	Achsausführung / Axle Version: AMD900 Pritsche/Fahrgestell / Flatbed / Chassis Fahrgestellklasse: C / class of chassis: C	(4) (87) (28)								

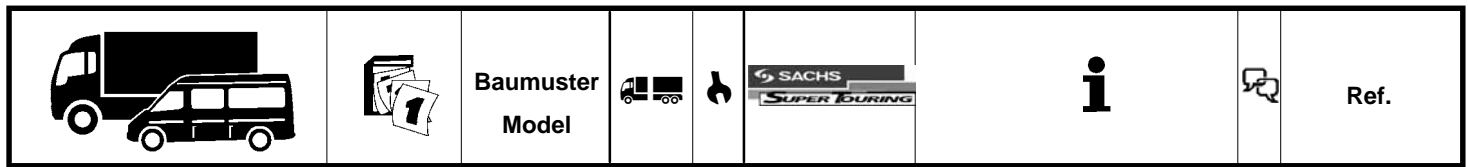
Achtung: Unsere Artikel sind nur als Ersatz für die angegebenen OE-Nummern gültig. In der Spalte "Ref." ist lediglich ein Teil der OE-Nummern aufgeführt. Die vollständige Auflistung aller Vergleichsnummern finden Sie im Anhang.
 Attention: The articles are only valid as replacement for the listed OE-numbers. In the column "Ref." only a selection of OE-No. is given. The complete listing you can see in the appendix. (151)

		Baumuster Model						Ref.
--	--	----------------------------	---	---	---	--	---	-------------

SCANIA

Serie 4		09.95 - 09.04													
94 114 124 144 164 T 94 T 114 T 124 T 144	08.96 - 05.96 - 05.96 - 11.95 - 05.00 - 08.96 - 05.96 - 05.95 - 09.95 -	8x2		$\frac{1}{\circ}$	125 598 	Achsausführung / Axle Version: AMA	(4)	1371447 1371448 1478499 1478500							
				$\frac{1}{\circ}$	000 331 	Achsausführung / Axle Version: AMA	(4)	1390898 1478501							
				$\frac{1}{\circ}$	125 998 			1420474							
				$\frac{1}{1}$	131 063 	Achsausführung / Axle Version: AD1300,1500P	(4)	1388416 1519629							
				$\frac{1}{\circ}$		125 598 	Achsausführung / Axle Version: AMA	(4)	1371447 1371448 1478499 1478500						
			000 331 			Achsausführung / Axle Version: AMA	(4)	1390898 1478501							
		8x2/4		$\frac{1}{\circ}$	131 543 	Achsausführung / Axle Version: ARA820	(4)	1401877 1454753 1478511							
						Fahrgestellhöhe: normal (N) / height of chassis: normal (N)			(26)						
		8x4		$\frac{1}{\circ}$		125 598 	Achsausführung / Axle Version: AMA	(4)	1371447 1371448 1478499 1478500						
						$\frac{1}{\circ}$	000 331 	Achsausführung / Axle Version: AMA	(4)	1390898 1478501					
						$\frac{1}{\circ}$	125 997 			1421062					
					$\frac{\circ}{\circ}$		$\frac{\circ}{\circ}$	125 998 			1420474				
								131 475 	Achsausführung / Axle Version: ADA1300 X2	(4)	1365211 1380424 1478506 1519630				
								310 786 	Achsausführung / Axle Version: ADA1300 X2	(4)	1370093 1380425 1397523 1478507 1519631				
									$\frac{1}{\circ}$		$\frac{1}{\circ}$	125 598 	Achsausführung / Axle Version: AMA	(4)	1371447 1371448 1478499 1478500
													$\frac{\circ}{\circ}$	$\frac{\circ}{\circ}$	131 475 
		310 786 	Achsausführung / Axle Version: ADA1300 X2	(4)	1370093 1380425 1397523 1478507 1519631										


Achtung: Unsere Artikel sind nur als Ersatz für die angegebenen OE-Nummern gültig. In der Spalte "Ref." ist lediglich ein Teil der OE-Nummern aufgeführt. Die vollständige Auflistung aller Vergleichsnummern finden Sie im Anhang.
 Attention: The articles are only valid as replacement for the listed OE-numbers. In the column "Ref." only a selection of OE-No. is given. The complete listing you can see in the appendix. (151)



SCANIA

Serie 4		09.95 - 09.04					
94	08.96 -		$\frac{I}{O}$	125 997		1421062	
114	05.96 -			125 997	Fahrgestellklasse: L / class of chassis: L (31)	1421062	
124	05.96 -				Fahrgestellklasse: D / class of chassis: D (29)		
144	11.95 -						
164	05.00 -			125 998		1420474	
T 94	08.96 -			125 998	Pritsche/Fahrgestell / Flatbed / Chassis (87)	1420474	
T 114	05.96 -				Fahrgestellklasse: C / class of chassis: C (28)		
T 124	05.95 -				Fahrgestellklasse: G / class of chassis: G (30)		
T 144	09.95 -						
					$\frac{I}{O}$	125 998	1420474
						310 783	1370267
						125 997	1421062
						000 331	1390898 1478501
						125 598	1371447 1371448 1478499 1478500
						311 892	1438392 1438527 1478540 1478541
				125 997	Sattelschlepper / Truck Tractor (95)	1421062	
				310 783	Sattelschlepper / Truck Tractor Achsausführung / Axle Version: AM620,740,900,920 (4)	1370267	
				310 784		1110588 1388417 395063	
			$\frac{O}{O}$	290 993		1427423	
				131 142		1380427 1478509 1519633	
				131 475	Achsausführung / Axle Version: ADA1500P (4)	1365211 1380424 1478506 1519630	
				131 475		1365211 1380424 1478506 1519630	
				310 786	Achsausführung / Axle Version: ADA1500P (4)	1370093 1380425 1397523 1478507 1519631	
				310 786		1370093 1380425 1397523 1478507 1519631	
				311 893		1380426 1478508 1519632	
					$\frac{I}{O}$	123 902	1327813
						125 600	1353105
						290 009	1342787
						125 600	1353105
						131 543	1401877 1454753 1478511

Achtung: Unsere Artikel sind nur als Ersatz für die angegebenen OE-Nummern gültig. In der Spalte "Ref." ist lediglich ein Teil der OE-Nummern aufgeführt. Die vollständige Auflistung aller Vergleichsnummern finden Sie im Anhang.
 Attention: The articles are only valid as replacement for the listed OE-numbers. In the column "Ref." only a selection of OE-No. is given. The complete listing you can see in the appendix. (151)

















SCANIA

Serie 4		09.95 - 09.04						
94	08.96 -			$\frac{1}{T}$	131 063			1388416
114	05.96 -				290 010			1519629
124	05.96 -				290 011			1375832
144	11.95 -							1381808
164	05.00 -						1397525	
T 94	08.96 -						1479901	
T 114	05.96 -						1519634	
T 124	05.95 -			$\frac{1}{O}$	123 902	Achsausführung / Axle Version: AD1300, AD1100P	(4)	1327813
T 144	09.95 -				290 009	Achsausführung / Axle Version: AD1300, AD1100P	(4)	1342787
					123 902	Achsausführung / Axle Version: AD1100P	(4)	1327813
			125 600		Achsausführung / Axle Version: AD1100P	(4)	1353105	
			$\frac{1}{T}$	290 010	Achsausführung / Axle Version: AD1300	(4)	1375832	

Achtung: Unsere Artikel sind nur als Ersatz für die angegebenen OE-Nummern gültig. In der Spalte "Ref." ist lediglich ein Teil der OE-Nummern aufgeführt. Die vollständige Auflistung aller Vergleichsnummern finden Sie im Anhang.
 Attention: The articles are only valid as replacement for the listed OE-numbers. In the column "Ref." only a selection of OE-No. is given. The complete listing you can see in the appendix. (151)

		Baumuster Model						Ref.
--	---	--------------------	---	---	---	---	---	------

















SCANIA

Serie 4		09.95 - 09.04							
94 L/310	08.96 -	4x2		$\frac{1}{0}$	000 331 	Achsausführung / Axle Version: AMA Sattelschlepper / Truck Tractor Fahrgestellhöhe: extra tief (E) / height of chassis: extra low (E) Fahrgestellklasse: L / class of chassis: L	(4) (95) (24) (31)	1390898 1478501	
					125 598 	Achsausführung / Axle Version: AMA860 Fahrgestellhöhe: normal (N) / height of chassis: normal (N) Fahrgestellklasse: L / class of chassis: L	(4) (26) (31)	1371447 1371448 1478499 1478500	
					125 997 	Achsausführung / Axle Version: AM620,900,920 Pritsche/Fahrgestell / Flatbed / Chassis Fahrgestellhöhe: normal (N) / height of chassis: normal (N) Fahrgestellhöhe: hoch (H) / height of chassis: high (H)	(4) (87) (26) (25)	1421062	
					125 998 	Achsausführung / Axle Version: AM620,920 Pritsche/Fahrgestell / Flatbed / Chassis Fahrgestellhöhe: normal (N) / height of chassis: normal (N) Fahrgestellhöhe: hoch (H) / height of chassis: high (H)	(4) (87) (26) (25)	1420474	
					310 783 	Achsausführung / Axle Version: AM620,900,920 Sattelschlepper / Truck Tractor Fahrgestellhöhe: normal (N) / height of chassis: normal (N) Fahrgestellhöhe: hoch (H) / height of chassis: high (H)	(4) (95) (26) (25)	1370267	
					131 142 	Achsausführung / Axle Version: ADA1300 Fahrgestellhöhe: extra tief (E) / height of chassis: extra low (E)	(4) (24)	1380427 1478509 1519633	
					131 475 	Achsausführung / Axle Version: ADA1100, AD1300 Fahrgestellhöhe: tief (L) / height of chassis: low (L)	(4) (27)	1365211 1380424 1478506 1519630	
		310 786 	Achsausführung / Axle Version: ADA1300 Fahrgestellhöhe: normal (N) / height of chassis: normal (N)	(4) (26)	1370093 1380425 1397523 1478507 1519631				
			$\frac{1}{1}$	290 011 	Achsausführung / Axle Version: AD1300,1500P	(4)	1381808 1397525 1479901 1519634		
		4x4		$\frac{1}{0}$	125 997 	Achsausführung / Axle Version: AMD900 Sattelschlepper / Truck Tractor Pritsche/Fahrgestell / Flatbed / Chassis Fahrgestellklasse: C / class of chassis: C	(4) (95) (87) (28)	1421062	
					125 998 	Achsausführung / Axle Version: AMD900 Pritsche/Fahrgestell / Flatbed / Chassis Fahrgestellklasse: C / class of chassis: C	(4) (87) (28)	1420474	
					310 783 	Achsausführung / Axle Version: AMD900 Sattelschlepper / Truck Tractor Fahrgestellklasse: C / class of chassis: C	(4) (95) (28)	1370267	

Achtung: Unsere Artikel sind nur als Ersatz für die angegebenen OE-Nummern gültig. In der Spalte "Ref." ist lediglich ein Teil der OE-Nummern aufgeführt. Die vollständige Auflistung aller Vergleichsnummern finden Sie im Anhang.
Attention: The articles are only valid as replacement for the listed OE-numbers. In the column "Ref." only a selection of OE-No. is given. The complete listing you can see in the appendix. (151)

		Baumuster Model						Ref.
--	---	--------------------	---	---	---	---	---	------


















SCANIA

Serie 4		09.95 - 09.04								
94 L/310	08.96 -	6x2		$\frac{1}{O}$	125 598 	Achsausführung / Axle Version: AMA860 Fahrgestellhöhe: normal (N) / height of chassis: normal (N) Fahrgestellklasse: L / class of chassis: L	(4) (26) (31)	1371447 1371448 1478499 1478500		
						$\frac{O}{O}$	131 475 	Achsausführung / Axle Version: ADA1100, ADA1300 Fahrgestellhöhe: tief (L) / height of chassis: low (L)	(4) (27)	1365211 1380424 1478506 1519630
							310 786 	Achsausführung / Axle Version: ADA1500P Pritsche/Fahrgestell / Flatbed / Chassis Fahrgestellhöhe: normal (N) / height of chassis: normal (N) Fahrgestellklasse: G / class of chassis: G	(4) (87) (26) (30)	1370093 1380425 1397523 1478507 1519631
							310 786 	Achsausführung / Axle Version: ADA1300	(4)	1370093 1380425 1397523 1478507 1519631
				$\frac{1}{T}$	131 063 	Achsausführung / Axle Version: AD1300,1500P	(4)	1388416 1519629		
				$\frac{O}{O}$	310 786 	Achsausführung / Axle Version: ASA700,1000 Pritsche/Fahrgestell / Flatbed / Chassis Fahrgestellhöhe: normal (N) / height of chassis: normal (N) Fahrgestellklasse: G / class of chassis: G	(4) (87) (26) (30)	1370093 1380425 1397523 1478507 1519631		
				$\frac{1}{O}$	125 600 	Achsausführung / Axle Version: ASA70,80ELC1 Pritsche/Fahrgestell / Flatbed / Chassis Fahrgestellhöhe: normal (N) / height of chassis: normal (N) Fahrgestellklasse: L / class of chassis: L	(4) (87) (26) (31)	1353105		
			6x2*4			$\frac{1}{O}$	125 598 	Achsausführung / Axle Version: AMA	(4)	1371447 1371448 1478499 1478500
							$\frac{O}{O}$	131 475 	Achsausführung / Axle Version: ADA1300 Fahrgestellhöhe: tief (L) / height of chassis: low (L)	(4) (27)
					310 786 	Achsausführung / Axle Version: ADA1300		(4)	1370093 1380425 1397523 1478507 1519631	
					$\frac{O}{O}$	131 475 	Achsausführung / Axle Version: ASA700,1000,ARA900 Fahrgestellhöhe: tief (L) / height of chassis: low (L)	(4) (27)	1365211 1380424 1478506 1519630	
						310 786 	Achsausführung / Axle Version: ASA700,1000,ARA900	(4)	1370093 1380425 1397523 1478507 1519631	

Achtung: Unsere Artikel sind nur als Ersatz für die angegebenen OE-Nummern gültig. In der Spalte "Ref." ist lediglich ein Teil der OE-Nummern aufgeführt. Die vollständige Auflistung aller Vergleichsnummern finden Sie im Anhang.
Attention: The articles are only valid as replacement for the listed OE-numbers. In the column "Ref." only a selection of OE-No. is given. The complete listing you can see in the appendix. (151)

		Baumuster Model						Ref.
--	--	--------------------	---	---	---	--	---	------


























SCANIA

Serie 4		09.95 - 09.04							
94 L/310	08.96 -	6x2/4		$\frac{0}{0}$	131 142 	Achsausführung / Axle Version: ADA1300 Fahrgestellhöhe: normal (N) / height of chassis: normal (N)	(4) (26)	1380427 1478509 1519633	
					310 786 	Achsausführung / Axle Version: ADA1300 Fahrgestellhöhe: tief (L) / height of chassis: low (L)	(4) (27)	1370093 1380425 1397523 1478507 1519631	
					131 543 	Achsausführung / Axle Version: ARA820 Fahrgestellhöhe: normal (N) / height of chassis: normal (N)	(4) (26)	1401877 1454753 1478511	
		6x4		$\frac{1}{0}$	125 997 	Achsausführung / Axle Version: AM620,900,920 Pritsche/Fahrgestell / Flatbed / Chassis Fahrgestellhöhe: normal (N) / height of chassis: normal (N) Fahrgestellhöhe: hoch (H) / height of chassis: high (H)	(4) (87) (26) (25)	1421062	
					125 998 	Achsausführung / Axle Version: AM620,920 Pritsche/Fahrgestell / Flatbed / Chassis Fahrgestellhöhe: normal (N) / height of chassis: normal (N) Fahrgestellhöhe: hoch (H) / height of chassis: high (H)	(4) (87) (26) (25)	1420474	
					310 783 	Achsausführung / Axle Version: AM620,900,920 Sattelschlepper / Truck Tractor Fahrgestellhöhe: normal (N) / height of chassis: normal (N) Fahrgestellhöhe: hoch (H) / height of chassis: high (H)	(4) (95) (26) (25)	1370267	
					$\frac{0}{0}$	131 142 	Achsausführung / Axle Version: ADA1300 Fahrgestellhöhe: extra tief (E) / height of chassis: extra low (E)	(4) (24)	1380427 1478509 1519633
						131 475 	Achsausführung / Axle Version: ADA1100, AD1300 Fahrgestellhöhe: tief (L) / height of chassis: low (L)	(4) (27)	1365211 1380424 1478506 1519630
						310 786 	Achsausführung / Axle Version: ADA1300 Fahrgestellhöhe: normal (N) / height of chassis: normal (N)	(4) (26)	1370093 1380425 1397523 1478507 1519631
						131 475 	Achsausführung / Axle Version: ADA1300 X2	(4)	1365211 1380424 1478506 1519630
						310 786 	Achsausführung / Axle Version: ADA1300 X2	(4)	1370093 1380425 1397523 1478507 1519631
						6x6		$\frac{1}{0}$	125 997 
125 998 	Achsausführung / Axle Version: AMD900 Pritsche/Fahrgestell / Flatbed / Chassis Fahrgestellklasse: C / class of chassis: C	(4) (87) (28)	1420474						

Achtung: Unsere Artikel sind nur als Ersatz für die angegebenen OE-Nummern gültig. In der Spalte "Ref." ist lediglich ein Teil der OE-Nummern aufgeführt. Die vollständige Auflistung aller Vergleichsnummern finden Sie im Anhang.
Attention: The articles are only valid as replacement for the listed OE-numbers. In the column "Ref." only a selection of OE-No. is given. The complete listing you can see in the appendix. (151)

		Baumuster Model						Ref.
--	--	--------------------	---	---	---	--	---	------

























SCANIA

Serie 4		09.95 - 09.04							
94 L/310	08.96 -	8x2		$\frac{1}{0}$	125 598 	Achsausführung / Axle Version: AMA	(4)	1371447 1371448 1478499 1478500	
				$\frac{1}{0}$	000 331 	Achsausführung / Axle Version: AMA	(4)	1390898 1478501	
				$\frac{1}{0}$	125 998 			1420474	
				$\frac{1}{1}$	131 063 	Achsausführung / Axle Version: AD1300,1500P	(4)	1388416 1519629	
				$\frac{1}{0}$	125 598 	Achsausführung / Axle Version: AMA	(4)	1371447 1371448 1478499 1478500	
					000 331 	Achsausführung / Axle Version: AMA	(4)	1390898 1478501	
			8x2*6		$\frac{1}{0}$	125 598 	Achsausführung / Axle Version: AMA	(4)	1371447 1371448 1478499 1478500
						000 331 	Achsausführung / Axle Version: AMA	(4)	1390898 1478501
			8x2/4		$\frac{1}{0}$	131 543 	Achsausführung / Axle Version: ARA820 Fahrgestellhöhe: normal (N) / height of chassis: normal (N)	(4) (26)	1401877 1454753 1478511
						125 598 	Achsausführung / Axle Version: AMA	(4)	1371447 1371448 1478499 1478500
			8x4		$\frac{1}{0}$	000 331 	Achsausführung / Axle Version: AMA	(4)	1390898 1478501
						125 997 			1421062
		125 998 						1420474	
					$\frac{0}{0}$	131 475 	Achsausführung / Axle Version: ADA1300 X2	(4)	1365211 1380424 1478506 1519630
						310 786 	Achsausführung / Axle Version: ADA1300 X2	(4)	1370093 1380425 1397523 1478507 1519631
					$\frac{0}{0}$	125 598 	Achsausführung / Axle Version: AMA	(4)	1371447 1371448 1478499 1478500
		8x4*4		$\frac{0}{0}$	131 475 	Achsausführung / Axle Version: ADA1300 X2	(4)	1365211 1380424 1478506 1519630	
					310 786 	Achsausführung / Axle Version: ADA1300 X2	(4)	1370093 1380425 1397523 1478507 1519631	


Achtung: Unsere Artikel sind nur als Ersatz für die angegebenen OE-Nummern gültig. In der Spalte "Ref." ist lediglich ein Teil der OE-Nummern aufgeführt. Die vollständige Auflistung aller Vergleichsnummern finden Sie im Anhang.
Attention: The articles are only valid as replacement for the listed OE-numbers. In the column "Ref." only a selection of OE-No. is given. The complete listing you can see in the appendix. (151)

		Baumuster Model						Ref.
--	--	--------------------	---	---	---	--	---	------

SCANIA

Serie 4		09.95 - 09.04												
94 L/310	08.96 -			I O	125 997			1421062						
					125 997	Fahrgestellklasse: L / class of chassis: L (31)		1421062						
						Fahrgestellklasse: D / class of chassis: D (29)								
					125 998	Pritsche/Fahrgestell / Flatbed / Chassis (87)		1420474						
						Fahrgestellklasse: C / class of chassis: C (28)								
						Fahrgestellklasse: G / class of chassis: G (30)								
					125 998			1420474						
					125 998			1420474						
					310 783			1370267						
					125 997			1421062						
					000 331			1390898 1478501						
					125 598			1371447 1371448 1478499 1478500						
					311 892			1438392 1438527 1478540 1478541						
					125 997		Sattelschlepper / Truck Tractor (95)	1421062						
					310 783		Sattelschlepper / Truck Tractor Achsausführung / Axle Version: AM620,740,900,920 (95) (4)	1370267						
			310 784			1110588 1388417 395063								
				O O			290 993			1427423				
							131 142			1380427 1478509 1519633				
							131 475			1365211 1380424 1478506 1519630				
							131 475		Achsausführung / Axle Version: ADA1500P (4)	1365211 1380424 1478506 1519630				
							310 786			1370093 1380425 1397523 1478507 1519631				
							310 786		Achsausführung / Axle Version: ADA1500P (4)	1370093 1380425 1397523 1478507 1519631				
							311 893			1380426 1478508 1519632				
							I O				123 902			1327813
											125 600			1353105
											125 600			1353105
											131 543			1401877 1454753 1478511

Achtung: Unsere Artikel sind nur als Ersatz für die angegebenen OE-Nummern gültig. In der Spalte "Ref." ist lediglich ein Teil der OE-Nummern aufgeführt. Die vollständige Auflistung aller Vergleichsnummern finden Sie im Anhang.
 Attention: The articles are only valid as replacement for the listed OE-numbers. In the column "Ref." only a selection of OE-No. is given. The complete listing you can see in the appendix. (151)



SCANIA















Serie 4 **09.95 - 09.04**

94 L/310	08.96 -			$\frac{1}{T}$	131 063		1388416 1519629	
					290 010		1375832	
					290 011		1381808 1397525 1479901 1519634	
					$\frac{1}{O}$	123 902	Achsausführung / Axle Version: AD1300, AD1100P	(4) 1327813
					290 009	Achsausführung / Axle Version: AD1300, AD1100P	(4) 1342787	
					123 902	Achsausführung / Axle Version: AD1100P	(4) 1327813	
					125 600	Achsausführung / Axle Version: AD1100P	(4) 1353105	
					$\frac{1}{T}$	290 010	Achsausführung / Axle Version: AD1300	(4) 1375832

Achtung: Unsere Artikel sind nur als Ersatz für die angegebenen OE-Nummern gültig. In der Spalte "Ref." ist lediglich ein Teil der OE-Nummern aufgeführt. Die vollständige Auflistung aller Vergleichsnummern finden Sie im Anhang.
 Attention: The articles are only valid as replacement for the listed OE-numbers. In the column "Ref." only a selection of OE-No. is given. The complete listing you can see in the appendix. (151)

		Baumuster Model						Ref.
--	--	--------------------	---	---	---	--	---	------

















SCANIA

Serie 4		09.95 - 09.04							
114 G/340, 18 t	03.98 -	4x2		$\frac{1}{0}$	000 331 	Achsausführung / Axle Version: AMA Sattelschlepper / Truck Tractor Fahrgestellhöhe: extra tief (E) / height of chassis: extra low (E) Fahrgestellklasse: L / class of chassis: L	(4) (95) (24) (31)	1390898 1478501	
					125 598 	Achsausführung / Axle Version: AMA860 Fahrgestellhöhe: normal (N) / height of chassis: normal (N) Fahrgestellklasse: L / class of chassis: L	(4) (26) (31)	1371447 1371448 1478499 1478500	
					125 997 	Achsausführung / Axle Version: AM620,900,920 Pritsche/Fahrgestell / Flatbed / Chassis Fahrgestellhöhe: normal (N) / height of chassis: normal (N) Fahrgestellhöhe: hoch (H) / height of chassis: high (H)	(4) (87) (26) (25)	1421062	
					125 998 	Achsausführung / Axle Version: AM620,920 Pritsche/Fahrgestell / Flatbed / Chassis Fahrgestellhöhe: normal (N) / height of chassis: normal (N) Fahrgestellhöhe: hoch (H) / height of chassis: high (H)	(4) (87) (26) (25)	1420474	
					310 783 	Achsausführung / Axle Version: AM620,900,920 Sattelschlepper / Truck Tractor Fahrgestellhöhe: normal (N) / height of chassis: normal (N) Fahrgestellhöhe: hoch (H) / height of chassis: high (H)	(4) (95) (26) (25)	1370267	
			4x4		$\frac{1}{0}$	131 142 	Achsausführung / Axle Version: ADA1300 Fahrgestellhöhe: extra tief (E) / height of chassis: extra low (E)	(4) (24)	1380427 1478509 1519633
						131 475 	Achsausführung / Axle Version: ADA1100, AD1300 Fahrgestellhöhe: tief (L) / height of chassis: low (L)	(4) (27)	1365211 1380424 1478506 1519630
						310 786 	Achsausführung / Axle Version: ADA1300 Fahrgestellhöhe: normal (N) / height of chassis: normal (N)	(4) (26)	1370093 1380425 1397523 1478507 1519631
						290 011 	Achsausführung / Axle Version: AD1300,1500P	(4)	1381808 1397525 1479901 1519634
						125 997 	Achsausführung / Axle Version: AMD900 Sattelschlepper / Truck Tractor Pritsche/Fahrgestell / Flatbed / Chassis Fahrgestellklasse: C / class of chassis: C	(4) (95) (87) (28)	1421062
						125 998 	Achsausführung / Axle Version: AMD900 Pritsche/Fahrgestell / Flatbed / Chassis Fahrgestellklasse: C / class of chassis: C	(4) (87) (28)	1420474
					310 783 	Achsausführung / Axle Version: AMD900 Sattelschlepper / Truck Tractor Fahrgestellklasse: C / class of chassis: C	(4) (95) (28)	1370267	

Achtung: Unsere Artikel sind nur als Ersatz für die angegebenen OE-Nummern gültig. In der Spalte "Ref." ist lediglich ein Teil der OE-Nummern aufgeführt. Die vollständige Auflistung aller Vergleichsnummern finden Sie im Anhang.
Attention: The articles are only valid as replacement for the listed OE-numbers. In the column "Ref." only a selection of OE-No. is given. The complete listing you can see in the appendix. (151)

		Baumuster Model						Ref.
--	--	--------------------	---	---	---	--	---	------

SCANIA

















Serie 4		09.95 - 09.04								
114 G/340, 18 t	03.98 -	6x2		$\frac{1}{0}$	125 598 	Achsausführung / Axle Version: AMA860 Fahrgestellhöhe: normal (N) / height of chassis: normal (N) Fahrgestellklasse: L / class of chassis: L	(4) (26) (31)	1371447 1371448 1478499 1478500		
						$\frac{0}{0}$	131 475 	Achsausführung / Axle Version: ADA1100, ADA1300 Fahrgestellhöhe: tief (L) / height of chassis: low (L)	(4) (27)	1365211 1380424 1478506 1519630
							310 786 	Achsausführung / Axle Version: ADA1500P Pritsche/Fahrgestell / Flatbed / Chassis Fahrgestellhöhe: normal (N) / height of chassis: normal (N) Fahrgestellklasse: G / class of chassis: G	(4) (87) (26) (30)	1370093 1380425 1397523 1478507 1519631
							310 786 	Achsausführung / Axle Version: ADA1300	(4)	1370093 1380425 1397523 1478507 1519631
				$\frac{1}{T}$	131 063 	Achsausführung / Axle Version: AD1300,1500P	(4)	1388416 1519629		
				$\frac{0}{0}$	310 786 	Achsausführung / Axle Version: ASA700,1000 Pritsche/Fahrgestell / Flatbed / Chassis Fahrgestellhöhe: normal (N) / height of chassis: normal (N) Fahrgestellklasse: G / class of chassis: G	(4) (87) (26) (30)	1370093 1380425 1397523 1478507 1519631		
				$\frac{1}{0}$	125 600 	Achsausführung / Axle Version: ASA70,80ELC1 Pritsche/Fahrgestell / Flatbed / Chassis Fahrgestellhöhe: normal (N) / height of chassis: normal (N) Fahrgestellklasse: L / class of chassis: L	(4) (87) (26) (31)	1353105		
			6x2*4			$\frac{1}{0}$	125 598 	Achsausführung / Axle Version: AMA	(4)	1371447 1371448 1478499 1478500
							$\frac{0}{0}$	131 475 	Achsausführung / Axle Version: ADA1300 Fahrgestellhöhe: tief (L) / height of chassis: low (L)	(4) (27)
					310 786 	Achsausführung / Axle Version: ADA1300		(4)	1370093 1380425 1397523 1478507 1519631	
					$\frac{0}{0}$	131 475 	Achsausführung / Axle Version: ASA700,1000,ARA900 Fahrgestellhöhe: tief (L) / height of chassis: low (L)	(4) (27)	1365211 1380424 1478506 1519630	
						310 786 	Achsausführung / Axle Version: ASA700,1000,ARA900	(4)	1370093 1380425 1397523 1478507 1519631	

Achtung: Unsere Artikel sind nur als Ersatz für die angegebenen OE-Nummern gültig. In der Spalte "Ref." ist lediglich ein Teil der OE-Nummern aufgeführt. Die vollständige Auflistung aller Vergleichsnummern finden Sie im Anhang.

Attention: The articles are only valid as replacement for the listed OE-numbers. In the column "Ref." only a selection of OE-No. is given. The complete listing you can see in the appendix. (151)

		Baumuster Model						Ref.
--	--	--------------------	---	---	---	--	---	------























SCANIA

Serie 4		09.95 - 09.04										
114 G/340, 18 t	03.98 -	6x2/4		$\frac{0}{0}$	131 142 	Achsausführung / Axle Version: ADA1300 Fahrgestellhöhe: normal (N) / height of chassis: normal (N)	(4) (26)	1380427 1478509 1519633				
					310 786 	Achsausführung / Axle Version: ADA1300 Fahrgestellhöhe: tief (L) / height of chassis: low (L)	(4) (27)	1370093 1380425 1397523 1478507 1519631				
					131 543 	Achsausführung / Axle Version: ARA820 Fahrgestellhöhe: normal (N) / height of chassis: normal (N)	(4) (26)	1401877 1454753 1478511				
	6x4		$\frac{1}{0}$	125 997 	Achsausführung / Axle Version: AM620,900,920 Pritsche/Fahrgestell / Flatbed / Chassis Fahrgestellhöhe: normal (N) / height of chassis: normal (N) Fahrgestellhöhe: hoch (H) / height of chassis: high (H)	(4) (87) (26) (25)	1421062					
				125 998 	Achsausführung / Axle Version: AM620,920 Pritsche/Fahrgestell / Flatbed / Chassis Fahrgestellhöhe: normal (N) / height of chassis: normal (N) Fahrgestellhöhe: hoch (H) / height of chassis: high (H)	(4) (87) (26) (25)	1420474					
				310 783 	Achsausführung / Axle Version: AM620,900,920 Sattelschlepper / Truck Tractor Fahrgestellhöhe: normal (N) / height of chassis: normal (N) Fahrgestellhöhe: hoch (H) / height of chassis: high (H)	(4) (95) (26) (25)	1370267					
				131 142 	Achsausführung / Axle Version: ADA1300 Fahrgestellhöhe: extra tief (E) / height of chassis: extra low (E)	(4) (24)	1380427 1478509 1519633					
				131 475 	Achsausführung / Axle Version: ADA1100, AD1300 Fahrgestellhöhe: tief (L) / height of chassis: low (L)	(4) (27)	1365211 1380424 1478506 1519630					
				310 786 	Achsausführung / Axle Version: ADA1300 Fahrgestellhöhe: normal (N) / height of chassis: normal (N)	(4) (26)	1370093 1380425 1397523 1478507 1519631					
	6x6		$\frac{0}{0}$	131 475 	Achsausführung / Axle Version: ADA1300 X2	(4)	1365211 1380424 1478506 1519630					
				310 786 	Achsausführung / Axle Version: ADA1300 X2	(4)	1370093 1380425 1397523 1478507 1519631					
				125 997 	Achsausführung / Axle Version: AMD900 Pritsche/Fahrgestell / Flatbed / Chassis Fahrgestellklasse: C / class of chassis: C	(4) (87) (28)	1421062					
									125 998 	Achsausführung / Axle Version: AMD900 Pritsche/Fahrgestell / Flatbed / Chassis Fahrgestellklasse: C / class of chassis: C	(4) (87) (28)	1420474

Achtung: Unsere Artikel sind nur als Ersatz für die angegebenen OE-Nummern gültig. In der Spalte "Ref." ist lediglich ein Teil der OE-Nummern aufgeführt. Die vollständige Auflistung aller Vergleichsnummern finden Sie im Anhang.
Attention: The articles are only valid as replacement for the listed OE-numbers. In the column "Ref." only a selection of OE-No. is given. The complete listing you can see in the appendix. (151)

		Baumuster Model						Ref.
--	---	--------------------	---	---	---	---	---	------








SCANIA

Serie 4		09.95 - 09.04								
114 G/340, 18 t	03.98 -	8x2		$\frac{1}{0}$	125 598 	Achsausführung / Axle Version: AMA	(4)	1371447 1371448 1478499 1478500		
				$\frac{1}{0}$	000 331 	Achsausführung / Axle Version: AMA	(4)	1390898 1478501		
				$\frac{1}{0}$	125 998 			1420474		
				$\frac{1}{0}$	125 598 	Achsausführung / Axle Version: AMA	(4)	1371447 1371448 1478499 1478500		
					000 331 	Achsausführung / Axle Version: AMA	(4)	1390898 1478501		
				$\frac{1}{0}$	131 543 	Achsausführung / Axle Version: ARA820 Fahrgestellhöhe: normal (N) / height of chassis: normal (N)	(4) (26)	1401877 1454753 1478511		
			8x4		$\frac{1}{0}$	125 598 	Achsausführung / Axle Version: AMA	(4)	1371447 1371448 1478499 1478500	
						000 331 	Achsausführung / Axle Version: AMA	(4)	1390898 1478501	
						125 997  125 998 			1421062 1420474	
					$\frac{0}{0}$	131 475 	Achsausführung / Axle Version: ADA1300 X2	(4)	1365211 1380424 1478506 1519630	
						310 786 	Achsausführung / Axle Version: ADA1300 X2	(4)	1370093 1380425 1397523 1478507 1519631	
				$\frac{1}{0}$	125 598 	Achsausführung / Axle Version: AMA	(4)	1371447 1371448 1478499 1478500		
						$\frac{0}{0}$	131 475 	Achsausführung / Axle Version: ADA1300 X2	(4)	1365211 1380424 1478506 1519630
							310 786 	Achsausführung / Axle Version: ADA1300 X2	(4)	1370093 1380425 1397523 1478507 1519631








Achtung: Unsere Artikel sind nur als Ersatz für die angegebenen OE-Nummern gültig. In der Spalte "Ref." ist lediglich ein Teil der OE-Nummern aufgeführt. Die vollständige Auflistung aller Vergleichsnummern finden Sie im Anhang.
Attention: The articles are only valid as replacement for the listed OE-numbers. In the column "Ref." only a selection of OE-No. is given. The complete listing you can see in the appendix. (151)

		Baumuster Model						Ref.
--	--	--------------------	---	---	---	--	---	------






















SCANIA

Serie 4		09.95 - 09.04								
114 G/340, 18 t	03.98 -			$\frac{1}{0}$	125 997	Fahrgestellklasse: L / class of chassis: L Fahrgestellklasse: D / class of chassis: D	(31) (29)	1421062		
					125 998	Pritsche/Fahrgestell / Flatbed / Chassis Fahrgestellklasse: C / class of chassis: C Fahrgestellklasse: G / class of chassis: G	(87) (28) (30)	1420474		
					125 997	 Sattelschlepper / Truck Tractor	(95)	1421062		
					310 783	 Sattelschlepper / Truck Tractor Achsausführung / Axle Version: AM620,740,900,920	(95) (4)	1370267		
					310 784			1110588 1388417 395063		
								1365211 1380424 1478506 1519630		
						$\frac{1}{0}$	131 475	Achsausführung / Axle Version: ADA1500P	(4)	1370093 1380425 1397523 1478507 1519631
			310 786	Achsausführung / Axle Version: ADA1500P			(4)	1327813		
								1342787		
						$\frac{1}{0}$	123 902	Achsausführung / Axle Version: AD1300, AD1100P	(4)	1327813
			290 009	Achsausführung / Axle Version: AD1300, AD1100P			(4)	1353105		
			123 902	Achsausführung / Axle Version: AD1100P			(4)	1375832		
						$\frac{1}{1}$	125 600	Achsausführung / Axle Version: AD1100P	(4)	
							290 010	Achsausführung / Axle Version: AD1300	(4)	

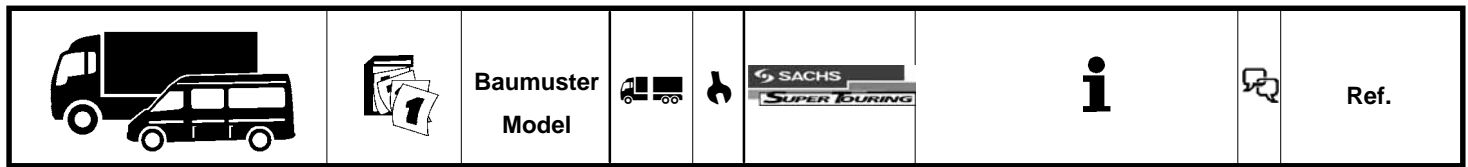
Achtung: Unsere Artikel sind nur als Ersatz für die angegebenen OE-Nummern gültig. In der Spalte "Ref." ist lediglich ein Teil der OE-Nummern aufgeführt. Die vollständige Auflistung aller Vergleichsnummern finden Sie im Anhang.
Attention: The articles are only valid as replacement for the listed OE-numbers. In the column "Ref." only a selection of OE-No. is given. The complete listing you can see in the appendix. (151)

		Baumuster Model						Ref.
--	---	--------------------	---	---	---	---	---	------

SCANIA

Serie 4		09.95 - 09.04				
114 G/340, 32 t	03.98 -		$\frac{1}{0}$	125 997		1421062
				125 998		1420474
			$\frac{1}{0}$	125 998 		1420474
				310 783 		1370267
				125 997 		1421062
				000 331 		1390898 1478501
				125 598 		1371447 1371448 1478499 1478500
			311 892 		1438392 1438527 1478540 1478541	
				$\frac{0}{0}$	290 993 	1427423
					131 142 	1380427 1478509 1519633
					131 475 	1365211 1380424 1478506 1519630
					310 786 	1370093 1380425 1397523 1478507 1519631
					311 893 	1380426 1478508 1519632
				$\frac{1}{0}$	123 902 	1327813
					125 600 	1353105
		290 009 			1342787	
		125 600 			1353105	
		131 543 			1401877 1454753 1478511	
		$\frac{1}{1}$	131 063 	1388416 1519629		
			290 010 	1375832		
			290 011 	1381808 1397525 1479901 1519634		

Achtung: Unsere Artikel sind nur als Ersatz für die angegebenen OE-Nummern gültig. In der Spalte "Ref." ist lediglich ein Teil der OE-Nummern aufgeführt. Die vollständige Auflistung aller Vergleichsnummern finden Sie im Anhang.
 Attention: The articles are only valid as replacement for the listed OE-numbers. In the column "Ref." only a selection of OE-No. is given. The complete listing you can see in the appendix. (151)



SCANIA

Serie P,G,R,T		03.04 -								
P 230, R 230, Sattelzugmaschine P 230, 6x4 P 230, R 230, Pritsche/Fahrgestell P 230, 6x2/2/4 P 270 P 310, R 310 P 340 P 380 P 420 R 620, 4x2 R 620, 6x2/2/4	09.04 -			$\frac{1}{O}$	125 997		1421062			
					125 998		1420474			
	09.04 -					310 783		1370267		
	09.04 -					000 331	Fahrgestellhöhe: extra tief (E) / height of chassis: extra low (E) (24)	1390898 1478501		
	09.04 -					125 598		1371447 1371448 1478499 1478500		
	09.04 -					311 892		1438392 1438527 1478540 1478541		
	09.04 -					125 997		1421062		
	09.04 -					000 331		1390898 1478501		
	09.04 -						$\frac{O}{O}$	290 993		1427423
	09.04 -							131 142		1380427 1478509 1519633
	09.04 -			131 475				1365211 1380424 1478506 1519630		
	09.04 -			310 786				1370093 1380425 1397523 1478507 1519631		
	09.04 -			311 893				1380426 1478508 1519632		
	09.04 -			131 063				1388416 1519629		
	09.05 -				$\frac{O}{O}$	131 475	Fahrgestellhöhe: tief (L) / height of chassis: low (L) (27)	1365211 1380424 1478506 1519630		
	09.05 -					310 786		1370093 1380425 1397523 1478507 1519631		
	09.05 -					131 543		1401877 1454753 1478511		





Achtung: Unsere Artikel sind nur als Ersatz für die angegebenen OE-Nummern gültig. In der Spalte "Ref." ist lediglich ein Teil der OE-Nummern aufgeführt. Die vollständige Auflistung aller Vergleichsnummern finden Sie im Anhang.
 Attention: The articles are only valid as replacement for the listed OE-numbers. In the column "Ref." only a selection of OE-No. is given. The complete listing you can see in the appendix. (151)

		Baumuster Model						Ref.
--	---	--------------------	---	---	---	---	---	------

SCANIA

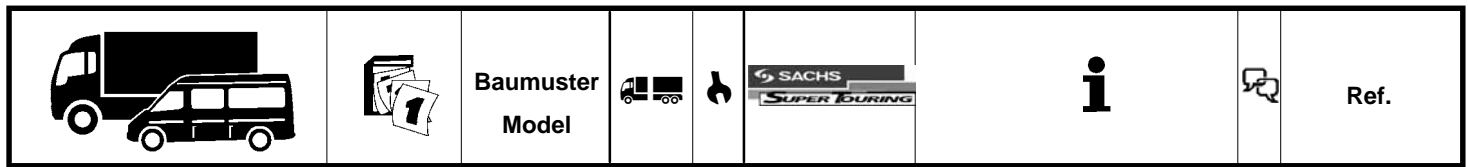
Serie P,G,R,T

03.04 -

R 340	03.04 -	4x2		$\frac{1}{0}$	000 331 ≡	Sattelschlepper / Truck Tractor Fahrgestellhöhe: extra tief (E) / height of chassis: extra low (E) Fahrgestellhöhe: tief (L) / height of chassis: low (L)	(95) (24) (27)	1390898 1478501
					125 598 ≡	Pritsche/Fahrgestell / Flatbed / Chassis Fahrgestellhöhe: tief (L) / height of chassis: low (L) Fahrgestellhöhe: normal (N) / height of chassis: normal (N)	(87) (27) (26)	1371447 1371448 1478499 1478500
					131 475 ≡	Fahrgestellhöhe: tief (L) / height of chassis: low (L)	(27)	1365211 1380424 1478506 1519630
		6x2		$\frac{1}{0}$	125 598 ≡	Pritsche/Fahrgestell / Flatbed / Chassis Fahrgestellhöhe: normal (N) / height of chassis: normal (N) Fahrgestellhöhe: tief (L) / height of chassis: low (L)	(87) (26) (27)	1371447 1371448 1478499 1478500
					131 475 ≡	Fahrgestellhöhe: tief (L) / height of chassis: low (L)	(27)	1365211 1380424 1478506 1519630
					310 786 ≡	Fahrgestellhöhe: normal (N) / height of chassis: normal (N)	(26)	1370093 1380425 1397523 1478507 1519631
	6x2*4		$\frac{1}{0}$	125 598 ≡	Pritsche/Fahrgestell / Flatbed / Chassis Fahrgestellhöhe: normal (N) / height of chassis: normal (N)	(87) (26)	1371447 1371448 1478499 1478500	
				131 475 ≡	Fahrgestellhöhe: tief (L) / height of chassis: low (L)	(27)	1365211 1380424 1478506 1519630	
				310 786 ≡	Fahrgestellhöhe: normal (N) / height of chassis: normal (N)	(26)	1370093 1380425 1397523 1478507 1519631	
				$\frac{0}{0}$	131 475 ≡	Achsausführung / Axle Version: ASA, ARA Fahrgestellhöhe: tief (L) / height of chassis: low (L)	(4) (27)	1365211 1380424 1478506 1519630
					310 786 ≡	Achsausführung / Axle Version: ASA, ARA Fahrgestellhöhe: normal (N) / height of chassis: normal (N)	(4) (26)	1370093 1380425 1397523 1478507 1519631
					131 475 ≡	Achsausführung / Axle Version: ASA, ARA Fahrgestellhöhe: tief (L) / height of chassis: low (L)	(4) (27)	1365211 1380424 1478506 1519630
			$\frac{0}{0}$	310 786 ≡	Achsausführung / Axle Version: ASA, ARA Fahrgestellhöhe: normal (N) / height of chassis: normal (N)	(4) (26)	1370093 1380425 1397523 1478507 1519631	

Achtung: Unsere Artikel sind nur als Ersatz für die angegebenen OE-Nummern gültig. In der Spalte "Ref." ist lediglich ein Teil der OE-Nummern aufgeführt. Die vollständige Auflistung aller Vergleichsnummern finden Sie im Anhang.

Attention: The articles are only valid as replacement for the listed OE-numbers. In the column "Ref." only a selection of OE-No. is given. The complete listing you can see in the appendix. (151)







SCANIA

Serie P,G,R,T		03.04 -									
R 340	03.04 -	6x2/4		$\frac{1}{O}$	000 331	Sattelschlepper / Truck Tractor Fahrgestellhöhe: tief (L) / height of chassis: low (L)	(95) (27)	1390898 1478501			
					125 598	Pritsche/Fahrgestell / Flatbed / Chassis Fahrgestellhöhe: normal (N) / height of chassis: normal (N)	(87) (26)	1371447 1371448 1478499 1478500			
					131 142	Fahrgestellhöhe: normal (N) / height of chassis: normal (N)	(26)	1380427 1478509 1519633			
					131 543			1401877 1454753 1478511			
					H		$\frac{1}{O}$	125 998			1420474
					M		$\frac{1}{O}$	125 997			1421062
							$\frac{1}{O}$	125 997		1421062	
							$\frac{1}{O}$	125 998		1420474	
							$\frac{1}{O}$	310 783		1370267	
							$\frac{1}{O}$	000 331	Fahrgestellhöhe: extra tief (E) / height of chassis: extra low (E)	(24)	1390898 1478501
							$\frac{1}{O}$	125 598			1371447 1371448 1478499 1478500
							$\frac{1}{O}$	311 892			1438392 1438527 1478540 1478541
						$\frac{1}{O}$	125 997			1421062	
						$\frac{1}{O}$	310 783	Sattelschlepper / Truck Tractor	(95)	1370267	
						$\frac{1}{O}$	000 331			1390898 1478501	
						$\frac{O}{O}$	290 993			1427423	
						$\frac{O}{O}$	131 142			1380427 1478509 1519633	
						$\frac{O}{O}$	131 475			1365211 1380424 1478506 1519630	
						$\frac{O}{O}$	310 786			1370093 1380425 1397523 1478507 1519631	
						$\frac{O}{O}$	311 893			1380426 1478508 1519632	
						$\frac{I}{T}$	131 063			1388416 1519629	
						$\frac{O}{O}$	131 475	Fahrgestellhöhe: tief (L) / height of chassis: low (L)	(27)	1365211 1380424 1478506 1519630	
						$\frac{O}{O}$	310 786			1370093 1380425 1397523 1478507 1519631	
						$\frac{I}{O}$	131 543			1401877 1454753 1478511	

Achtung: Unsere Artikel sind nur als Ersatz für die angegebenen OE-Nummern gültig. In der Spalte "Ref." ist lediglich ein Teil der OE-Nummern aufgeführt. Die vollständige Auflistung aller Vergleichsnummern finden Sie im Anhang.
 Attention: The articles are only valid as replacement for the listed OE-numbers. In the column "Ref." only a selection of OE-No. is given. The complete listing you can see in the appendix. (151)

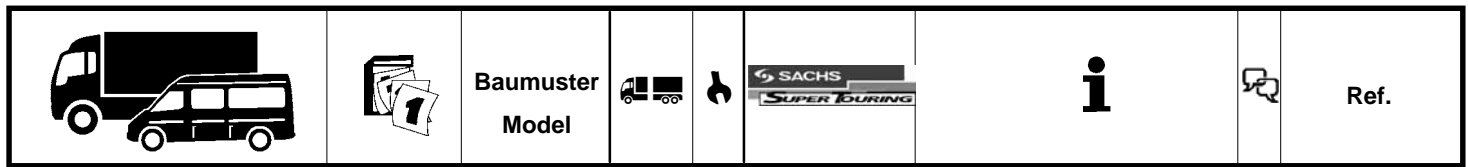
		Baumuster Model						Ref.
--	--	--------------------	---	---	---	--	---	------

SCANIA

Serie P,G,R,T		03.04 -									
R 380 G 420; P 420; R 420 P 470; R 470 R 500 R 580	03.04 - 03.04 - 03.04 - 03.04 - 03.04 -	4x2		$\frac{1}{0}$	000 331 ≡	Sattelschlepper / Truck Tractor Fahrgestellhöhe: extra tief (E) / height of chassis: extra low (E) Fahrgestellhöhe: tief (L) / height of chassis: low (L)	(95) (24) (27)	1390898 1478501			
					125 598 ≡	Pritsche/Fahrgestell / Flatbed / Chassis Fahrgestellhöhe: tief (L) / height of chassis: low (L) Fahrgestellhöhe: normal (N) / height of chassis: normal (N)	(87) (27) (26)	1371447 1371448 1478499 1478500			
					131 475 ≡	Fahrgestellhöhe: tief (L) / height of chassis: low (L)	(27)	1365211 1380424 1478506 1519630			
							310 786 ≡	Fahrgestellhöhe: normal (N) / height of chassis: normal (N)	(26)	1370093 1380425 1397523 1478507 1519631	
					6x2		$\frac{1}{0}$	125 598 ≡	Pritsche/Fahrgestell / Flatbed / Chassis Fahrgestellhöhe: normal (N) / height of chassis: normal (N) Fahrgestellhöhe: tief (L) / height of chassis: low (L)	(87) (26) (27)	1371447 1371448 1478499 1478500
								131 475 ≡	Fahrgestellhöhe: tief (L) / height of chassis: low (L)	(27)	1365211 1380424 1478506 1519630
	310 786 ≡	Fahrgestellhöhe: normal (N) / height of chassis: normal (N)	(26)	1370093 1380425 1397523 1478507 1519631							
		$\frac{0}{0}$	125 598 ≡	Pritsche/Fahrgestell / Flatbed / Chassis Fahrgestellhöhe: normal (N) / height of chassis: normal (N)		(87) (26)	1371447 1371448 1478499 1478500				
			131 475 ≡	Fahrgestellhöhe: tief (L) / height of chassis: low (L)		(27)	1365211 1380424 1478506 1519630				
						310 786 ≡	Fahrgestellhöhe: normal (N) / height of chassis: normal (N)	(26)	1370093 1380425 1397523 1478507 1519631		
	6x2*4		$\frac{1}{0}$	125 598 ≡	Pritsche/Fahrgestell / Flatbed / Chassis Fahrgestellhöhe: normal (N) / height of chassis: normal (N)	(87) (26)	1371447 1371448 1478499 1478500				
				131 475 ≡	Fahrgestellhöhe: tief (L) / height of chassis: low (L)	(27)	1365211 1380424 1478506 1519630				
310 786 ≡		Fahrgestellhöhe: normal (N) / height of chassis: normal (N)	(26)			1370093 1380425 1397523 1478507 1519631					
			$\frac{0}{0}$	131 475 ≡	Achsausführung / Axle Version: ASA, ARA Fahrgestellhöhe: tief (L) / height of chassis: low (L)	(4) (27)	1365211 1380424 1478506 1519630				
310 786 ≡	Achsausführung / Axle Version: ASA, ARA Fahrgestellhöhe: normal (N) / height of chassis: normal (N)	(4) (26)		1370093 1380425 1397523 1478507 1519631							

Achtung: Unsere Artikel sind nur als Ersatz für die angegebenen OE-Nummern gültig. In der Spalte "Ref." ist lediglich ein Teil der OE-Nummern aufgeführt. Die vollständige Auflistung aller Vergleichsnummern finden Sie im Anhang.

Attention: The articles are only valid as replacement for the listed OE-numbers. In the column "Ref." only a selection of OE-No. is given. The complete listing you can see in the appendix. (151)









SCANIA

Serie P,G,R,T		03.04 -											
R 380 G 420; P 420; R 420 P 470; R 470 R 500 R 580	03.04 -	6x2/4		$\frac{1}{O}$	000 331	Sattelschlepper / Truck Tractor Fahrgestellhöhe: tief (L) / height of chassis: low (L)	(95) (27)	1390898 1478501					
	03.04 -				125 598	Pritsche/Fahrgestell / Flatbed / Chassis Fahrgestellhöhe: normal (N) / height of chassis: normal (N)	(87) (26)	1371447 1371448 1478499 1478500					
	03.04 -					$\frac{O}{O}$	131 142	Fahrgestellhöhe: normal (N) / height of chassis: normal (N)	(26)	1380427 1478509 1519633			
	03.04 -						131 543			1401877 1454753 1478511			
	03.04 -				H		$\frac{1}{O}$	125 998		1420474			
					M		$\frac{1}{O}$	125 997		1421062			
							$\frac{1}{O}$	125 997	Blattfeder / Leaf spring	(15)	1421062		
							$\frac{1}{O}$	125 997			1421062		
								125 998		1420474			
								310 783		1370267			
								000 331	Fahrgestellhöhe: extra tief (E) / height of chassis: extra low (E)	(24)	1390898 1478501		
								125 598		1371447 1371448 1478499 1478500			
								311 892		1438392 1438527 1478540 1478541			
								310 783	Sattelschlepper / Truck Tractor	(95)	1370267		
									$\frac{1}{O}$	000 331		1390898 1478501	
									$\frac{O}{O}$	290 993		1427423	
										131 142		1380427 1478509 1519633	
										131 475		1365211 1380424 1478506 1519630	
										310 786		1370093 1380425 1397523 1478507 1519631	
						311 893				1380426 1478508 1519632			
							$\frac{1}{T}$			131 063		1388416 1519629	
							$\frac{O}{O}$			131 475	Fahrgestellhöhe: tief (L) / height of chassis: low (L)	(27)	1365211 1380424 1478506 1519630
										310 786		1370093 1380425 1397523 1478507 1519631	
							$\frac{1}{O}$	131 543		1401877 1454753 1478511			


































Achtung: Unsere Artikel sind nur als Ersatz für die angegebenen OE-Nummern gültig. In der Spalte "Ref." ist lediglich ein Teil der OE-Nummern aufgeführt. Die vollständige Auflistung aller Vergleichsnummern finden Sie im Anhang.
 Attention: The articles are only valid as replacement for the listed OE-numbers. In the column "Ref." only a selection of OE-No. is given. The complete listing you can see in the appendix. (151)

		Baumuster Model						Ref.
--	---	--------------------	---	---	---	---	---	------

STERLING

A-Line 9500 (Silverstar)								
all					311 631	für / for: Newway Achsauführung / Axle Version: AD246	(109)	90045099
					311 632	für / for: Newway Achsauführung / Axle Version: AD246	(4)	90045132
L-Line								
LT 8500 LT 9500					311 631	für / for: Newway Achsauführung / Axle Version: AD246	(109)	90045099
					311 632	für / for: Newway Achsauführung / Axle Version: AD246	(4)	90045132















































STEYR

Haflinger								
Haflinger					749 002			7001.540232
					749 002			7001.540232
Pinzgauer								
Pinzgauer					125 175 HD			710.154.313.2
					125 175 HD			710.154.313.2
TG-A 01.00 -								
18 S 31 18 S 36 18 S 41 18 S 46	04.00 - 04.00 -	H01			280 930 	->03.2004 Achslast [t] / Axle Load [t]: 7,5	(6)	81.43701.6964
					280 935 	->03.2004 Achslast [t] / Axle Load [t]: 8 Achslast [t] / Axle Load [t]: 9 Achslast [t] / Axle Load [t]: 9,5	(6) (6) (6)	81.43701.6897 81.43701.6948
	04.00 - 04.00 -	H01 H05			131 696 			81.43701.6905
					H05			280 930 
	311 481 	->03.2004 HD						
	311 478 	03.2004->						
	311 479 	03.2004->						
	311 480 	03.2004->						
	311 894 	03.2004->						
	280 935 			81.43701.6897 81.43701.6948				
	310 628 			81.43701.6949 81.43701.6991				
	131 750 	*		81.43701.6902				
								280 937 
					280 938 	Achsauführung / Axle Version: HD9/H9-13120	(4)	
					300 001 			81.43701.6934
					280 928 			81.43701.6904
					310 626 			81.43701.6908

Achtung: Unsere Artikel sind nur als Ersatz für die angegebenen OE-Nummern gültig. In der Spalte "Ref." ist lediglich ein Teil der OE-Nummern aufgeführt. Die vollständige Auflistung aller Vergleichsnummern finden Sie im Anhang.
Attention: The articles are only valid as replacement for the listed OE-numbers. In the column "Ref." only a selection of OE-No. is given. The complete listing you can see in the appendix. (151)

		Baumuster Model						Ref.
--	---	--------------------	---	---	---	---	---	------






































STEYR

TG-A		01.00 -							
26 S 31 26 S 36	09.00 - 09.00 -	H17		1 0	280 930 		81.43701.6964		
					280 935 		81.43701.6897 81.43701.6948		
					310 628 		81.43701.6949 81.43701.6991		
				0 0	131 750 		81.43701.6902		
					131 696 		81.43701.6905		
					280 928 		81.43701.6904		
					310 626 		81.43701.6908		
	H86		1 0	280 930 		81.43701.6964			
				280 935 		81.43701.6897 81.43701.6948			
				310 628 		81.43701.6949 81.43701.6991			
			0 0	131 750 		81.43701.6902			
				131 696 		81.43701.6905			
				280 928 		81.43701.6904			
				310 626 		81.43701.6908			
18 S 51	04.00 -	H05		1 0	280 930 	->03.2004	81.43701.6964		
					311 481 	->03.2004			
					311 478 	03.2004->			
					311 479 	03.2004->			
					311 480 	03.2004->			
					311 894 	03.2004->			
				0 0	280 935 		81.43701.6897 81.43701.6948		
					310 628 		81.43701.6949 81.43701.6991		
					280 937 	Achsausführung / Axle Version: HD9/H9-13120	(4) 81.43701.6868		
					280 938 	Achsausführung / Axle Version: HD9/H9-13120	(4)		
					300 001 		81.43701.6934		
					131 696 		81.43701.6905		
					280 928 		81.43701.6904		
					310 626 		81.43701.6908		
	1 0	131 750 		81.43701.6902					
6...									
6 S 10 4x2 F 6 S 16 4x2 F	05.93 - 05.93 -			1 1	125 512 		81.43701.6781		
					124 610 	*	81.43701.6789 81.43701.6782		
8 S 10 4x2 F 8 S 15 4x2 F 8 S 16 4x2 F	05.93 - 05.93 - 05.93 -			0 0	125 512 		81.43701.6781		
					124 610 	*	81.43701.6789		
							81.43701.6782		
8 S 10 4x2 FL 8 S 15 4x2 FL		L33		1 1	131 037 		81.43701.6783		
					125 512 		81.43701.6781 81.43701.6789		
				0 0	131 073	->04.1994	81.43701.6784		
					125 443	05.1994->	81.43701.6798		

Achtung: Unsere Artikel sind nur als Ersatz für die angegebenen OE-Nummern gültig. In der Spalte "Ref." ist lediglich ein Teil der OE-Nummern aufgeführt. Die vollständige Auflistung aller Vergleichsnummern finden Sie im Anhang.
Attention: The articles are only valid as replacement for the listed OE-numbers. In the column "Ref." only a selection of OE-No. is given. The complete listing you can see in the appendix. (151)

		Baumuster Model						Ref.
--	--	--------------------	---	---	---	--	---	------



































STEYR

9...								
9 S 14 L 33 4x2 9 S 14/18 F 38 4x2 9 S 14/18 N 42 4x2 9 S 14/18 O 33 4x2				$\frac{1}{1}$	106 627 			692.00.68.0002
9 S 15 4x2 F 9 S 16 4x2 F	05.93 - 05.93 -			$\frac{1}{1}$	125 512 			81.43701.6781 81.43701.6789
				$\frac{0}{0}$	124 610 *			81.43701.6782
9 S 15 4x2 FL		L33		$\frac{1}{0}$	131 037 			81.43701.6783
				$\frac{1}{1}$	125 512 			81.43701.6781 81.43701.6789
				$\frac{0}{0}$	131 073	->04.1994		81.43701.6784
				$\frac{0}{0}$	125 443	05.1994->		81.43701.6798
10...								
10 S 10 4x2 FL 10 S 15 4x2 FL 10 S 16 4x2 FL		L35		$\frac{1}{0}$	131 037 			81.43701.6783
				$\frac{1}{1}$	125 512 			81.43701.6781 81.43701.6789
				$\frac{0}{0}$	131 073	->04.1994		81.43701.6784
				$\frac{0}{0}$	125 443	05.1994->		81.43701.6798
10 S 14/18 F 38 4x2 10 S 14/18 K 29 4x2 10 S 14/18 N 42 4x2 10 S 14/18 O 33 4x2				$\frac{1}{1}$	106 627 			692.00.68.0002
10 S 15 4x2 F 10 S 16 4x2 F	02.93 - 02.93 -	L24		$\frac{1}{1}$	125 512 			81.43701.6781 81.43701.6789
				$\frac{0}{0}$	124 610 			81.43701.6782
10 S 22 4x2 FL		L36		$\frac{1}{0}$	131 037 			81.43701.6783
				$\frac{1}{1}$	125 512 			81.43701.6781 81.43701.6789
				$\frac{0}{0}$	131 073	->04.1994		81.43701.6784
				$\frac{0}{0}$	125 443	05.1994->		81.43701.6798
11...								
11 S 15 4x2 LL 11 S 16 4x2 LL	03.96 - 03.96 -	L72		$\frac{1}{1}$	125 512 			81.43701.6781 81.43701.6789
				$\frac{0}{0}$	125 960 			81.43701.6866 81.43701.6860
12...								
12 S 14/18 F 41 4x2 12 S 14/18 N 45 4x2 12 S 14/18 N 51 4x2 12 S 14/18 O 35 4x2 12 S 21 F 41 4x2 12 S 21 N 45 4x2 12 S 21 N 51 4x2 12 S 21 O 35 4x2				$\frac{1}{1}$	106 644 			692.00.68.0001
12 S 14/18 K 33 4x2 12 S 21 K 33 4x2				$\frac{1}{1}$	106 627 			692.00.68.0002
12 S 15 4x2 LL 12 S 16 4x2 LL	03.96 - 03.96 -	L72		$\frac{1}{1}$	125 512 			81.43701.6781 81.43701.6789
				$\frac{0}{0}$	125 960 			81.43701.6866 81.43701.6860
14...								
14 S 14/18/21 F 46 4x2 14 S 14/18/21 N 52 4x2 14 S 14/18/21 O 42 4x2				$\frac{1}{0}$	106 629 			792.00.68.0035 792.00.68.0050 892.00.68.0002

Achtung: Unsere Artikel sind nur als Ersatz für die angegebenen OE-Nummern gültig. In der Spalte "Ref." ist lediglich ein Teil der OE-Nummern aufgeführt. Die vollständige Auflistung aller Vergleichsnummern finden Sie im Anhang.
 Attention: The articles are only valid as replacement for the listed OE-numbers. In the column "Ref." only a selection of OE-No. is given. The complete listing you can see in the appendix. (151)

		Baumuster Model						Ref.
--	--	--------------------	---	---	---	--	---	------





















STEYR



14...								
14 S 14/18/21 K 34 4x2				$\frac{1}{0}$	106 629			792.00.68.0035 792.00.68.0050 892.00.68.0002
15...								
15 S 15 4x2 L	06.95 -			$\frac{1}{0}$	125 148			81.43701.6793
15 S 15 4x2 LL	06.95 -							
15 S 16 4x2 L	06.95 -							
15 S 16 4x2 LL	06.95 -							
16...								
16 S 18/21 F 49 4x2				$\frac{1}{0}$	106 629			792.00.68.0035 792.00.68.0050 892.00.68.0002
16 S 18/21 K 36 4x2								
16 S 18/21 N 56 4x2								
16 S 18/21 N 63 4x2								
16 S 18/21 O 44 4x2								
18...								
18 S 22 4x2 LLL	08.95 -			$\frac{1}{1}$	112 859			81.43701.6597 81.43701.6612
18 S 26 4x2 LLL	08.95 -			$\frac{0}{0}$	125 149			81.43701.6710 81.43701.6827
19...								
19 S 29	01.94 - 01.00	T03		$\frac{1}{1}$	112 859			81.43701.6597 81.43701.6612
19 S 34	01.94 - 01.00			$\frac{1}{1}$	123 863	HD 		81.43701.6633
					131 857	 	verstellbar / Adjustable	(144) 81.43701.6815
				$\frac{0}{0}$	112 853		->03.1995	81.43701.6564 81.43701.6584 81.43701.6620
				$\frac{0}{0}$	125 149		04.1995->	81.43701.6710 81.43701.6827
				$\frac{0}{0}$	123 864	HD 		81.43701.6634
					131 858	 	verstellbar / Adjustable	(144) 81.43701.6816
19 S 29 4x2 F / FR		T01		$\frac{1}{0}$	125 148		->09.1997 Achslast [t] / Axle Load [t]: 7,1	(6) 81.43701.6793
19 S 34 4x2 F / FR				$\frac{1}{0}$	125 963		09.1997-> Achslast [t] / Axle Load [t]: 7,1	(6) 81.43701.6804
				$\frac{1}{0}$	125 148		Achslast [t] / Axle Load [t]: 8	(6) 81.43701.6793
					125 857		Achslast [t] / Axle Load [t]: 9	(6) 81.43701.6794
					125 858		Achslast [t] / Axle Load [t]: 8	(6) 81.43701.6794
					125 858		Achslast [t] / Axle Load [t]: 9,5	(6) 82.43701.6017
				$\frac{1}{1}$	131 118	*		81.43701.6795
				$\frac{1}{1}$	131 223			81.43701.6837
19 S 34 4x2 FLL,FLLR	01.96 -			$\frac{1}{1}$	112 859			81.43701.6597 81.43701.6612
				$\frac{1}{1}$	123 863	HD 		81.43701.6633
				$\frac{0}{0}$	125 149			81.43701.6710 81.43701.6827
				$\frac{0}{0}$	123 864	HD 		81.43701.6634




Achtung: Unsere Artikel sind nur als Ersatz für die angegebenen OE-Nummern gültig. In der Spalte "Ref." ist lediglich ein Teil der OE-Nummern aufgeführt. Die vollständige Auflistung aller Vergleichsnummern finden Sie im Anhang.
 Attention: The articles are only valid as replacement for the listed OE-numbers. In the column "Ref." only a selection of OE-No. is given. The complete listing you can see in the appendix. (151)










		Baumuster Model						Ref.
--	--	--------------------	---	---	---	--	---	------

STEYR

19...											
19 S 40 4x2 F / FR		T01		$\frac{1}{T}$	131 223 			81.43701-6837			
		T31		$\frac{1}{O}$	125 148 	->09.1997	Achslast [t] / Axle Load [t]: 7,1	(6)	81.43701.6793		
					125 963 	09.1997->	Achslast [t] / Axle Load [t]: 7,1	(6)	81.43701-6804		
					125 148 		Achslast [t] / Axle Load [t]: 8	(6)	81.43701.6793		
					125 857 		Achslast [t] / Axle Load [t]: 8	(6)	81.43701.6794		
					125 858 		Achslast [t] / Axle Load [t]: 9,5	(6)	82.43701.6017		
			$\frac{1}{T}$	131 118 *				81.43701.6795			
19 S 40 4x2 FL/FLR 19 S 46 4x2 FL/FLR	04.94 - 04.94 -			$\frac{1}{O}$	125 148 			81.43701.6793			
						$\frac{1}{O}$	112 853 	->03.1995			81.43701.6564 81.43701.6584 81.43701.6620
							125 149 	04.1995->			81.43701.6710 81.43701.6827
							123 864 				81.43701.6634
19 S 40 4x4 FA 19 S 46 4x4 FA		T34		$\frac{1}{O}$	125 857 	08.1994->		81.43701.6794			
					125 858 	08.1994->			82.43701.6017		
						$\frac{1}{T}$	131 118 	08.1994->			81.43701.6795

26...								
26 S 40		T38		$\frac{1}{T}$	112 859 			81.43701.6597 81.43701.6612


























33...								
33 S 40				$\frac{1}{O}$	125 857 			81.43701.6794
33 S 46					125 858 			82.43701.6017

35...								
35 S 36 35 S 41	06.98 - 06.98 -	T46		$\frac{1}{O}$	125 857 	Achslast [t] / Axle Load [t]: 6,5	(6)	81.43701.6794
						Achslast [t] / Axle Load [t]: 7,5	(6)	
					131 256 	Achslast [t] / Axle Load [t]: 7,1	(6)	81.43701.6888
						Achslast [t] / Axle Load [t]: 8	(6)	
						Achslast [t] / Axle Load [t]: 9	(6)	
					125 148 	Achslast [t] / Axle Load [t]: 7,1	(6)	81.43701.6793
						Achslast [t] / Axle Load [t]: 8	(6)	
	Achslast [t] / Axle Load [t]: 9	(6)						
131 256 	Achslast [t] / Axle Load [t]: 6,5	(6)	81.43701.6888					
	Achslast [t] / Axle Load [t]: 7,5	(6)						
	$\frac{1}{O}$	125 857 ^(x4) 					81.43701.6794	
		$\frac{1}{O}$		300 001 ^(x4) 			81.43701.6934	
				280 937 ^(x4) 			81.43701.6868	

Achtung: Unsere Artikel sind nur als Ersatz für die angegebenen OE-Nummern gültig. In der Spalte "Ref." ist lediglich ein Teil der OE-Nummern aufgeführt. Die vollständige Auflistung aller Vergleichsnummern finden Sie im Anhang.
 Attention: The articles are only valid as replacement for the listed OE-numbers. In the column "Ref." only a selection of OE-No. is given. The complete listing you can see in the appendix. (151)

		Baumuster Model						Ref.
--	---	--------------------	---	---	---	---	---	------

















































STEYR

41...												
41 S 36 41 S 41	06.98 - 06.98 -	T46		$\frac{1}{0}$	125 857 	Achslast [t] / Axle Load [t]: 6,5 Achslast [t] / Axle Load [t]: 7,5	(6) (6)	81.43701.6794				
					131 256 	Achslast [t] / Axle Load [t]: 7,1 Achslast [t] / Axle Load [t]: 8 Achslast [t] / Axle Load [t]: 9	(6) (6) (6)	81.43701.6888				
					125 148 	Achslast [t] / Axle Load [t]: 7,1 Achslast [t] / Axle Load [t]: 8 Achslast [t] / Axle Load [t]: 9	(6) (6) (6)	81.43701.6793				
					131 256 	Achslast [t] / Axle Load [t]: 6,5 Achslast [t] / Axle Load [t]: 7,5	(6) (6)	81.43701.6888				
					$\frac{1}{0}$	125 857 			(6)	81.43701.6794		
						$\frac{0}{0}$	300 001 				(6)	81.43701.6934
280 937 							(6)	81.43701.6868				
41 S 40 41 S 46	08.95 - 08.95 -	T46		$\frac{1}{0}$	125 857 	->01.1998 Achslast [t] / Axle Load [t]: 7,1 Achslast [t] / Axle Load [t]: 8 Achslast [t] / Axle Load [t]: 9	(6) (6) (6)	81.43701.6794				
					$\frac{1}{0}$	131 256 	02.1998-> Achslast [t] / Axle Load [t]: 7,1 Achslast [t] / Axle Load [t]: 8 Achslast [t] / Axle Load [t]: 9	(6) (6) (6)	81.43701.6888			
					$\frac{1}{0}$	125 857 	Achslast [t] / Axle Load [t]: 6,5 Achslast [t] / Axle Load [t]: 7,5	(6) (6)	81.43701.6794			
						125 148 	Achslast [t] / Axle Load [t]: 7,1 Achslast [t] / Axle Load [t]: 8 Achslast [t] / Axle Load [t]: 9	(6) (6) (6)	81.43701.6793			
				$\frac{1}{0}$	131 256 	Achslast [t] / Axle Load [t]: 6,5 Achslast [t] / Axle Load [t]: 7,5	(6) (6)	81.43701.6888				
					$\frac{1}{0}$	125 857 			(6)	81.43701.6794		
						$\frac{0}{0}$	300 001 				(6)	81.43701.6934
							280 937 					(6)
60 - 991												
716 717				$\frac{0}{0}$	310 029			7161541032 8001545052 8001545121				
						$\frac{0}{0}$	310 029			7161541032 8001545052 8001545121		
991 4x2				$\frac{0}{0}$	101 726			991.00.68.0001				
1090 - 2891												
1291 4x2				$\frac{0}{0}$	101 726	Pritsche / Flatbed	(86)	991.00.68.0001				
					$\frac{0}{0}$	101 727 ▲	Sattelschlepper / Truck Tractor	(95)	991.00.68.0002			
						$\frac{0}{0}$	101 858 ▲	Sattelschlepper / Truck Tractor	(95)	991.00.68.0046		
1491 6x4				$\frac{0}{0}$	101 729			991.00.68.0004 991.14.68.0004				

Achtung: Unsere Artikel sind nur als Ersatz für die angegebenen OE-Nummern gültig. In der Spalte "Ref." ist lediglich ein Teil der OE-Nummern aufgeführt. Die vollständige Auflistung aller Vergleichsnummern finden Sie im Anhang.
Attention: The articles are only valid as replacement for the listed OE-numbers. In the column "Ref." only a selection of OE-No. is given. The complete listing you can see in the appendix. (151)

		Baumuster Model						Ref.
--	---	--------------------	---	---	---	---	---	------

TOYOTA











DYNA								
Dyna (BU 20, 30)	08.77 - 11.84				290 232			
Dyna (BU 35, 36)	08.80 - 08.84				110 957 =			
Dyna (HU 50)	04.82 - 08.84				110 957 =			
Dyna (HU 15 H)	01.72 - 07.77				110 957 =			
					110 957 =			
Dyna (HU 30)	08.77 - 04.81				110 957 =			
Dyna (JU 20)	08.77 - 04.79							
Dyna (RU 20, 30)	08.77 - 08.84							
Dyna (RU,JU,BU 10,12,15)	02.69 - 07.77							
Dyna (RU,JU,BU10,12,15H)	02.69 - 07.77							
HIACE 10.67 -								
1600 (RH 11)	11.82 - 07.85				290 134 ▲	Pick-up / Pickup	(85)	48511-29135
					290 136	Pick-up / Pickup	(85)	
2000 Kombi (RH 22)	02.77 - 11.82				110 116			48500-29275
					290 421			
2000 (LH 50,60)	12.82 - 01.84				290 150 ▲			48511-29185
					290 421			
2000 (RH 25,32,42)	02.77 - 11.82				290 136			
2000 (YH 61)	02.84 - 08.89				290 150 ▲			48511-29185
					110 826 =			48531-26061 48531-80041 48531-80044
2200 4WD Van (YH 56)	08.86 - 08.89				110 824			48511-26120
2200 4WD Van long (YH 66)	08.86 - 08.89							
2400 D 4WD Van long (LH 66)	08.86 - 08.89							
2400 (RZH 115)	08.89 - 05.92				290 152			
					290 160			48531-26220
2400 4WD (RCH 18,28)	08.96 - 04.98				110 824			48511-26120
					312 805 =			48531-26540 48531-26550 48531-26710 48531-80226 48531-80459 48531-80460 48531-80636 48531-80651 48531-80678 48531-80679
2700 4WD (RCH 19,29)	04.98 -				110 824			48511-26120
2400 D 4WD (LXH 18,28)	08.96 -				312 805 =			48531-26540 48531-26550 48531-26710 48531-80226 48531-80459 48531-80460 48531-80636 48531-80651 48531-80678 48531-80679
2400 TD 4WD (LCH 18,28)	08.96 -							
2400 D (LXH 12/22)	08.96 -				290 152			
2400 TD (LCH 12,22)	08.96 -				312 804 =			48531-80298



Achtung: Unsere Artikel sind nur als Ersatz für die angegebenen OE-Nummern gültig. In der Spalte "Ref." ist lediglich ein Teil der OE-Nummern aufgeführt. Die vollständige Auflistung aller Vergleichsnummern finden Sie im Anhang.























Attention: The articles are only valid as replacement for the listed OE-numbers. In the column "Ref." only a selection of OE-No. is given. The complete listing you can see in the appendix. (151)



















		Baumuster Model						Ref.
--	---	--------------------	---	---	---	---	---	------





TOYOTA

HIACE		10.67 -					
2400 D 4WD (LH 108,118)	08.89 - 05.92				110 824		48511-26120
					230 023 =		48531-26430 48531-80401 48531-80416 48531-80536 48531-80547
HiAce (LH 10, RH 10) HiAce (LH 20, 30, 40) HiAce (RH 20, 30, 40)	10.67 - 01.77				110 116		48500-29275
	02.77 - 11.82				290 136		
	02.77 - 11.82				110 957 =		

HIACE I Wagon (_H_)		01.79 - 12.84					
1.6	01.79 - 12.84	RH10,20,30			290 136	->11.1982	

HIACE II Kasten (H5_)		03.83 - 11.89					
1.8	03.83 - 11.89	YH50/60			290 150 ▲	->08.1986	48511-29185
					290 421	->01.1984	
					110 826 =	02.1984 - 08.1986	48531-26061 48531-80041 48531-80044
2.2 D	03.83 - 11.89	LH11			290 134 ▲	->07.1985 Pick-up / Pickup	(85) 48511-29135
					290 136	->07.1985 Pick-up / Pickup	(85)
		LH71			290 150 ▲	02.1984 - 08.1989	48511-29185
					110 826 =	02.1984 - 08.1989	48531-26061 48531-80041 48531-80044
		YH71,LH70			290 150 ▲	->01.1984	48511-29185
					290 421	->01.1984	
2.4 D	05.84 - 11.89	LH51,61			290 150 ▲	->08.1989	48511-29185
					110 826 =	->08.1989	48531-26061 48531-80041 48531-80044





















HIACE II Wagon (H5_)		03.83 - 11.89					
1.8 (H5G)	03.83 - 11.89	YH50/60			290 150 ▲	->08.1986	48511-29185
					290 421	->01.1984	
					110 826 =	02.1984 - 08.1986	48531-26061 48531-80041 48531-80044
2.0 (H5G)	01.85 - 08.89	YH51			290 150 ▲	->08.1986	48511-29185
					110 826 =	->08.1986	48531-26061 48531-80041 48531-80044
2.4 D 4WD (H5F)	01.87 - 01.88	LH56			110 824		48511-26120
					290 160		48531-26220
2.4 D (H5G)	08.84 - 08.89	LH51,61			290 150 ▲		48511-29185
					110 826 =		48531-26061 48531-80041 48531-80044

HIACE III Kasten (_H10_)		08.89 - 08.95					
2.0	02.90 - 08.95	RZH102,112			290 152		
					290 160		48531-26220

Achtung: Unsere Artikel sind nur als Ersatz für die angegebenen OE-Nummern gültig. In der Spalte "Ref." ist lediglich ein Teil der OE-Nummern aufgeführt. Die vollständige Auflistung aller Vergleichsnummern finden Sie im Anhang.
Attention: The articles are only valid as replacement for the listed OE-numbers. In the column "Ref." only a selection of OE-No. is given. The complete listing you can see in the appendix. (151)

		Baumuster Model						Ref.
--	--	--------------------	---	---	---	--	---	------

TOYOTA

HIACE III Kasten (_H10_) 08.89 - 08.95								
2.4	08.89 - 08.95	RZH103,113		$\frac{1}{0}$	290 152			
				$\frac{0}{0}$	290 160			48531-26220
2.4 4WD	08.89 - 08.95	RZH109,119		$\frac{1}{0}$	110 824			48511-26120
				$\frac{0}{0}$	230 023 =			48531-26430 48531-80401 48531-80416 48531-80536 48531-80547
2.4 Diesel	02.90 - 08.95	LH102,112		$\frac{1}{0}$	290 152			
				$\frac{0}{0}$	290 160			48531-26220
2.4 D 4WD	08.89 - 08.95	LH108,118		$\frac{1}{0}$	110 824			48511-26120
				$\frac{0}{0}$	230 023 =			48531-26430 48531-80401 48531-80416 48531-80536 48531-80547
HIACE III Wagon (_H10_) 08.89 - 08.95								
2.0 (RZH102) 2.4 (RZH103) 2.4 D (LH102)	08.89 - 08.95			$\frac{1}{0}$	290 152			
	08.89 - 08.95			$\frac{0}{0}$	290 160			48531-26220
2.4 4WD	08.89 - 08.95	RZH109,119		$\frac{1}{0}$	110 824			48511-26120
				$\frac{0}{0}$	230 023 =			48531-26430 48531-80401 48531-80416 48531-80536 48531-80547
2.4 D	10.93 - 08.95	LH102,112		$\frac{1}{0}$	290 152			
				$\frac{0}{0}$	290 160			48531-26220
2.4 D 4WD	08.89 - 08.95	LH108,118		$\frac{1}{0}$	110 824			48511-26120
				$\frac{0}{0}$	230 023 =			48531-26430 48531-80401 48531-80416 48531-80536 48531-80547
HIACE IV Kasten (_H1_, _H2_) 08.95 -								
2.4 (RCH12_, RCH22_)	08.95 - 04.98			$\frac{1}{0}$	290 152			
				$\frac{0}{1}$	312 804 =			48531-80298
2.4 4WD (RCH18_, RCH28_) 2.7 4WD (RCH19_, RCH29_) 2.4 TD 4WD (LXH18_, LXH28_)	08.95 - 04.98			$\frac{1}{0}$	110 824			48511-26120
	04.98 - 08.95 -			$\frac{0}{1}$	312 805 =			48531-26540 48531-26550 48531-26710 48531-80226 48531-80459 48531-80460 48531-80636 48531-80651 48531-80678 48531-80679

Achtung: Unsere Artikel sind nur als Ersatz für die angegebenen OE-Nummern gültig. In der Spalte "Ref." ist lediglich ein Teil der OE-Nummern aufgeführt. Die vollständige Auflistung aller Vergleichsnummern finden Sie im Anhang.
Attention: The articles are only valid as replacement for the listed OE-numbers. In the column "Ref." only a selection of OE-No. is given. The complete listing you can see in the appendix. (151)







TOYOTA





HIACE IV Kasten (_H1_, _H2_) 08.95 -									
2.7 (RCH13_, RCH23_) 2.4 D (LXH12_, LXH22_) 2.4 TD (LXH12_, LXH22_)	04.98 - 08.95 - 08.95 -					$\frac{1}{0}$	290 152		
						$\frac{0}{1}$	312 804 =	->07.1999	48531-80298
						$\frac{0}{1}$	312 805 =	07.1999->	48531-26540 48531-26550 48531-26710 48531-80226 48531-80459 48531-80460 48531-80636 48531-80651 48531-80678 48531-80679
2.5 D-4D, 65 kW 2.5 D-4D, 75 kW	11.01 - 11.01 -					$\frac{1}{0}$	110 824	Allrad / All-wheel Drive	(7) 48511-26120
						$\frac{0}{1}$	290 152	Heckantrieb / Rear Wheel Drive	(53)
						$\frac{0}{1}$	312 805 =		48531-26540 48531-26550 48531-26710 48531-80226 48531-80459 48531-80460 48531-80636 48531-80651 48531-80678 48531-80679
HIACE IV Wagon (_H1_, _H2_) 08.95 -									
2.4 (RCH12_, RCH22_)	08.95 - 04.98					$\frac{1}{0}$	290 152		
						$\frac{0}{1}$	312 804 =		48531-80298
2.4 4WD (RCH18_)	08.95 - 04.98					$\frac{0}{1}$	312 805 =		48531-26540 48531-26550 48531-26710 48531-80226 48531-80459 48531-80460 48531-80636 48531-80651 48531-80678 48531-80679
2.7 (RCH13_, RCH23_) 2.4 D, 55 kW 2.4 D, 58 kW 2.4 TD (LXH12_, LXH22_)	04.98 - 11.01 07.99 - 08.95 - 08.95 -					$\frac{1}{0}$	290 152		
						$\frac{0}{1}$	312 804 =	->07.1999	48531-80298
						$\frac{0}{1}$	312 805 =	07.1999->	48531-26540 48531-26550 48531-26710 48531-80226 48531-80459 48531-80460 48531-80636 48531-80651 48531-80678 48531-80679
2.7 4WD (RCH19_) 2.4 TD 4WD (H18/28)	04.98 - 08.95 -					$\frac{1}{0}$	110 824		48511-26120
						$\frac{0}{1}$	312 805 =		48531-26540 48531-26550 48531-26710 48531-80226 48531-80459 48531-80460 48531-80636 48531-80651 48531-80678 48531-80679











Achtung: Unsere Artikel sind nur als Ersatz für die angegebenen OE-Nummern gültig. In der Spalte "Ref." ist lediglich ein Teil der OE-Nummern aufgeführt. Die vollständige Auflistung aller Vergleichsnummern finden Sie im Anhang.
 Attention: The articles are only valid as replacement for the listed OE-numbers. In the column "Ref." only a selection of OE-No. is given. The complete listing you can see in the appendix. (151)

		Baumuster Model						Ref.
--	--	--------------------	---	---	---	--	---	------





















TOYOTA











HIACE IV Wagon (_H1_, _H2_) 08.95 -								
2.7	11.01 -				110 824	Allrad / All-wheel Drive	(7)	48511-26120
2.5 D-4D, 65 kW	11.01 -				290 152	Heckantrieb / Rear Wheel Drive	(53)	
2.5 D-4D, 75 kW	11.01 -				312 805 =			48531-26540 48531-26550 48531-26710 48531-80226 48531-80459 48531-80460 48531-80636 48531-80651 48531-80678 48531-80679

LITEACE Kasten (M2_V) 10.79 - 10.86								
1.3	10.79 - 10.86	CM20, KM20			110 230 I-			48531-29645
1.5	10.82 - 11.83				290 421 II-			
1.8	10.82 - 11.83				110 116			48500-29275
1.8 D	10.82 - 09.85							

LITEACE Kasten (CM3_V, KM3_V) 10.85 - 03.92								
1.5 (KM31_V, KM36_V)	05.86 - 09.91	KM31			280 889 =			48531-80290
		KM36			110 735 ▲=			48531-27110
					110 411 ▲=			48500-29275
1.8 D (CM35_V)	10.85 - 08.88				110 411 ▲=			48500-29275
2.0 D (CM36_V)	08.88 - 01.92				110 735 ▲=			48531-27110

VOLKSWAGEN

LT 28-35 I Kasten (281-363) 04.75 - 06.96								
2.0	04.75 - 09.83				101 637	->11.1982		281 413 031 C
					101 638	->11.1982		281 513 031 D
					112 275	12.1982->		283 513 031
2.4 2.4 i 2.4 D, 51 kW 2.4 TD, 68 kW 2.4 TD, 70 kW 2.4 TD, 75 kW	12.82 - 07.92 03.94 - 06.96 07.90 - 05.96 08.88 - 08.92 06.92 - 05.96 02.86 - 08.92				101 637			281 413 031 C
					112 275			283 513 031
2.4 D, 55 kW	01.79 - 07.92				101 637			281 413 031 C
					101 638	->11.1982		281 513 031 D
					112 275	12.1982->		283 513 031
2.7 D	11.75 - 01.80				101 637			281 413 031 C
					101 638			281 513 031 D

LT 28-35 I Pritsche/Fahrgestell (281-363) 04.75 - 06.96								
2.0 2.4 D, 55 kW	04.75 - 09.83 12.78 - 02.91				101 637			281 413 031 C
					101 638	->11.1982		281 513 031 D
					112 275	12.1982->		283 513 031
2.4 2.4 i 2.4 D, 51 kW 2.4 TD, 68 kW 2.4 TD, 70 kW 2.4 TD, 75 kW	12.82 - 07.92 03.94 - 06.96 08.90 - 06.96 08.90 - 08.92 08.92 - 06.96 12.82 - 09.93				101 637			281 413 031 C
					112 275			283 513 031





Achtung: Unsere Artikel sind nur als Ersatz für die angegebenen OE-Nummern gültig. In der Spalte "Ref." ist lediglich ein Teil der OE-Nummern aufgeführt. Die vollständige Auflistung aller Vergleichsnummern finden Sie im Anhang.

Attention: The articles are only valid as replacement for the listed OE-numbers. In the column "Ref." only a selection of OE-No. is given. The complete listing you can see in the appendix. (151)













		Baumuster Model						Ref.
--	--	--------------------	---	---	---	--	---	------

VOLKSWAGEN









LT 28-35 I Pritsche/Fahrgestell (281-363) 04.75 - 06.96

2.7 D	11.75 - 01.80				101 637		281 413 031 C
					101 638		281 513 031 D







LT 28-46 II Kasten (2DX0AE) 04.96 - 07.06

2.3 2.5 SDI 2.5 TDI, 61 kW 2.5 TDI, 75 kW 2.5 TDI, 80 kW 2.8 TDI, 92 kW 2.8 TDI, 96 kW 2.8 TDI, 116 kW	05.96 - 07.06 09.96 - 07.06	LT 28, LT 35			290 377		2D0 513 029 2D0 513 029 A 2D0 513 029 F 2D0 513 029 P	
								05.01 - 07.06 05.96 - 08.99
	05.99 - 07.06 06.97 - 12.98	LT 46			124 654		2D0 513 029 C 2D0 513 029 M 2D0 513 029 N	
								01.99 - 07.06 04.02 - 07.06
	05.99 - 07.06 05.01 - 07.06	LT 28, LT 35			290 377		2D0 513 029 2D0 513 029 A 2D0 513 029 F 2D0 513 029 P	
								05.01 - 07.06
	05.01 - 07.06	LT 46			124 654		2D0 513 029 C 2D0 513 029 M 2D0 513 029 N	
								05.01 - 07.06
	05.01 - 07.06	LT 46			115 907 =HD●	ab Achslast [t] / From Axle Load [t]: 1,35 bis Achslast [t] / To axle load [t]: 1,6	(105) (108)	
								05.01 - 07.06
05.01 - 07.06	LT 46			115 905 =HD●	Achslast [t] / Axle Load [t]: 1,75	(6)		

LT 28-46 II Pritsche/Fahrgestell (2DX0FE) 04.96 - 07.06

2.3 2.5 SDI 2.5 TDI, 61 kW 2.5 TDI, 66 kW 2.5 TDI, 70 kW 2.5 TDI, 75 kW 2.5 TDI, 80 kW 2.8 TDI, 92 kW 2.8 TDI, 96 kW 2.8 TDI, 116 kW	06.96 - 07.06 09.96 - 07.06	LT 28 LT 35			290 377		2D0 513 029 2D0 513 029 A 2D0 513 029 F 2D0 513 029 P	
								05.01 - 07.06 05.99 - 07.06
	05.01 - 07.06 06.96 - 08.99	LT 46			124 654		2D0 513 029 C 2D0 513 029 M 2D0 513 029 N	
								05.99 - 07.06 06.97 - 12.98
	01.99 - 07.06 04.02 - 07.06	LT 46			115 907 =HD●	ab Achslast [t] / From Axle Load [t]: 1,35 bis Achslast [t] / To axle load [t]: 1,6	(105) (108)	
								04.02 - 07.06
	04.02 - 07.06	LT 46			115 905 =HD●	Achslast [t] / Axle Load [t]: 1,75	(6)	

LT 40-55 I Kasten (291-512) 04.75 - 06.96









2.0 2.4 D, 55 kW	04.75 - 09.83 01.79 - 07.92				101 932		291 413 031 A
					101 638	->11.1982	281 513 031 D
					101 931	12.1982->	291 513 031 D

Achtung: Unsere Artikel sind nur als Ersatz für die angegebenen OE-Nummern gültig. In der Spalte "Ref." ist lediglich ein Teil der OE-Nummern aufgeführt. Die vollständige Auflistung aller Vergleichsnummern finden Sie im Anhang.
Attention: The articles are only valid as replacement for the listed OE-numbers. In the column "Ref." only a selection of OE-No. is given. The complete listing you can see in the appendix. (151)














		Baumuster Model						Ref.
--	---	--------------------	---	---	---	---	---	------

VOLKSWAGEN


















LT 40-55 | Kasten (291-512) 04.75 - 06.96

2.4	12.82 - 07.92				101 932		291 413 031 A
2.4 i	01.93 - 06.96				101 931		291 513 031 D
2.4 D, 51 kW	07.90 - 05.96						
2.4 TD, 68 kW	08.88 - 08.92						
2.4 TD, 70 kW	06.92 - 05.96						
2.4 TD, 75 kW	02.86 - 08.92						
2.7 D	01.76 - 11.82				101 932		291 413 031 A
					101 638		281 513 031 D













LT 40-55 | Pritsche/Fahrgestell (293-909) 04.75 - 06.96

2.0	04.75 - 09.83				101 932		291 413 031 A
2.4 D, 55 kW	12.78 - 02.91				101 638	->11.1982	281 513 031 D
					101 931	12.1982->	291 513 031 D
2.4 i	03.94 - 06.96				101 932		291 413 031 A
2.4 D, 51 kW	08.90 - 06.96						
2.4 TD, 70 kW	08.92 - 06.96				101 931		291 513 031 D
2.4 TD, 75 kW	12.82 - 09.93						
2.7 D	01.76 - 11.82				101 932		291 413 031 A
					101 638		281 513 031 D

TRANSPORTER T1 Kasten (21, 23) 01.50 - 12.68

1.2	01.50 - 03.62				195 431	03.1953->	113 413 031 L
					195 440		113 513 031 Q
1.2	02.62 - 07.67				195 431	->07.1965	113 413 031 L
					195 440	->07.1965	113 513 031 Q
1.5	02.62 - 12.68				195 431	01.1963 - 07.1965	113 413 031 L
					195 440	08.1965 - 07.1967	113 513 031 Q
					195 440		113 513 031 Q
1.6	08.64 - 12.68				428 233	08.1967->	211 413 031 F 311 413 031 A 311 413 031 E 311 413 031 F 311 413 031 G 311 413 031 K 311 413 031 L
					793 031	08.1967->	211 513 033 A

TRANSPORTER T1 Pritsche/Fahrgestell (26) 01.50 - 10.70

1.2	01.50 - 03.62				195 431	03.1953->	113 413 031 L
					195 440		113 513 031 Q
1.5	06.66 - 10.70				195 440	->07.1967	113 513 031 Q
					195 440	->07.1967	113 513 031 Q
1.6	08.64 - 12.68				428 233	08.1967->	211 413 031 F 311 413 031 A 311 413 031 E 311 413 031 F 311 413 031 G 311 413 031 K 311 413 031 L
					793 031	08.1967->	211 513 033 A







Achtung: Unsere Artikel sind nur als Ersatz für die angegebenen OE-Nummern gültig. In der Spalte "Ref." ist lediglich ein Teil der OE-Nummern aufgeführt. Die vollständige Auflistung aller Vergleichsnummern finden Sie im Anhang.

Attention: The articles are only valid as replacement for the listed OE-numbers. In the column "Ref." only a selection of OE-No. is given. The complete listing you can see in the appendix. (151)









		Baumuster Model						Ref.
--	---	--------------------	---	---	---	---	---	------

VOLKSWAGEN





















TRANSPORTER T2 Kasten 08.68 - 07.79

1.6	08.70 - 04.79				701 131		211 413 031 Q
1.7	08.71 - 12.73				880 001 HD●		211 413 031 S
1.8	11.73 - 07.75				794 031		211 513 031 R
2.0	08.75 - 07.79				793 031 HD●		211 513 033 A



















TRANSPORTER T2 Pritsche/Fahrgestell 08.68 - 07.79

1.6	08.68 - 07.79				428 233	->07.1969	211 413 031 F 311 413 031 A 311 413 031 E 311 413 031 F 311 413 031 G 311 413 031 K 311 413 031 L
					701 131	08.1969 - 04.1979	211 413 031 Q
					880 001 HD●	08.1969 - 04.1979	211 413 031 S
					793 031	->07.1969	211 513 033 A
					794 031	08.1969 - 04.1979	211 513 031 R
					793 031 HD●	08.1969 - 04.1979	211 513 033 A

TRANSPORTER T3 Kasten 05.79 - 12.92

1.6	05.79 - 12.82				101 825		251 413 031 L
1.9, 44 kW	10.82 - 07.92				106 477 HD●		251 413 031 G
1.9, 57 kW	10.82 - 07.92				101 824		251 513 031 H
1.9, 61 kW	10.84 - 02.89				106 478 HD●		251 513 031 F
1.9, 66 kW	08.83 - 02.89						
2.0	05.79 - 04.86						
2.1 i	07.89 - 07.92						
2.1, 70 kW	08.85 - 07.92						
2.1, 82 kW	03.86 - 07.92						
1.6 D	01.81 - 07.87						
1.6 TD	10.84 - 07.92						
1.7 D	07.89 - 07.92						
1.9 Syncro	11.84 - 07.92				110 337	nicht für Felgenreöße [Zoll] / not for rim size [inches]: 16	(135) 251 413 031 C
2.1 Syncro, 70 kW	08.85 - 07.92						
2.1 Syncro, 82 kW	03.86 - 07.92				110 338	nicht für Felgenreöße [Zoll] / not for rim size [inches]: 16	(135) 251 513 031 D
1.6 TD Syncro	03.86 - 07.92						

TRANSPORTER T3 Pritsche/Fahrgestell 05.79 - 12.92





1.9, 44 kW	09.82 - 07.92				101 825		251 413 031 L
1.9, 57 kW	08.82 - 07.92				106 477 HD●		251 413 031 G
1.9, 61 kW	10.84 - 02.89				101 824		251 513 031 H
2.0	05.79 - 04.86				106 478 HD●		251 513 031 F
2.1 i	07.89 - 07.92						
2.1, 70 kW	08.85 - 07.92						
2.1, 82 kW	03.86 - 07.92						
1.6 D	01.81 - 07.87						
1.6 TD	10.84 - 07.92						
1.7 D	07.89 - 07.92						
1.9 Syncro	12.84 - 07.92				110 337	nicht für Felgenreöße [Zoll] / not for rim size [inches]: 16	(135) 251 413 031 C
2.1 Syncro, 70 kW	08.85 - 07.92						
2.1 Syncro, 82 kW	03.86 - 07.92				110 338	nicht für Felgenreöße [Zoll] / not for rim size [inches]: 16	(135) 251 513 031 D
1.6 TD Syncro	03.86 - 07.92						

Achtung: Unsere Artikel sind nur als Ersatz für die angegebenen OE-Nummern gültig. In der Spalte "Ref." ist lediglich ein Teil der OE-Nummern aufgeführt. Die vollständige Auflistung aller Vergleichsnummern finden Sie im Anhang.
 Attention: The articles are only valid as replacement for the listed OE-numbers. In the column "Ref." only a selection of OE-No. is given. The complete listing you can see in the appendix. (151)





		Baumuster Model						Ref.
--	---	--------------------	---	---	---	---	---	------

VOLKSWAGEN

TRANSPORTER T4 Kasten (70XA) 07.90 - 04.03

2.0	07.90 - 04.03		$\frac{I}{O}$	170 880 =		701 413 031 G		
2.5, 81 kW	11.90 - 04.03			170 880 $\frac{OI}{=}$	serienmäßig / Standard	(143)	701 413 031 G	
2.5, 85 kW	08.96 - 04.03			$\frac{I}{O}$	105 819 $\frac{OI}{HD}$	serienmäßig / Standard	(143)	701 413 031 E
1.9 D	07.90 - 04.03				●			
1.9 TD	10.92 - 04.03				105 819 HD●			701 413 031 E
2.4 D, 55 kW	08.97 - 04.03			$\frac{O}{I}$	170 786 =	Nutzlast [kg] / Payload [kg]: 1200	(84)	701 513 031 N
2.4 D, 57 kW	07.90 - 04.98				170 787 =	Nutzlast [kg] / Payload [kg]: 800/1000	(84)	701 513 031 P
2.5 TDI, 65 kW	12.98 - 04.03			$\frac{O}{I}$	170 787 $\frac{OI}{=}$	serienmäßig / Standard	(143)	701 513 031 P
2.5 TDI, 75 kW	09.95 - 04.03				105 820 $\frac{OI}{HD}$	serienmäßig / Standard	(143)	701 513 031 C
2.5 TDI, 111 kW	09.00 - 04.03		●				701 513 031 C	
2.5 Syncro, 81 kW	10.92 - 04.03		$\frac{I}{O}$	170 880 =		701 413 031 G		
2.5 Syncro, 85 kW	08.96 - 04.03			105 819 HD●			701 413 031 E	
2.4 D Syncro	10.92 - 09.98			$\frac{O}{I}$	170 786 =		701 513 031 N	
2.5 TDI Syncro	09.95 - 04.03				105 820 HD●			701 513 031 C

TRANSPORTER T4 Pritsche/Fahrgestell (70XD) 07.90 - 04.03

2.0	07.90 - 04.03		$\frac{I}{O}$	170 880 =		701 413 031 G		
2.5, 81 kW	11.90 - 04.03			170 880 $\frac{OI}{=}$	serienmäßig / Standard	(143)	701 413 031 G	
2.5, 85 kW	08.96 - 04.03			$\frac{I}{O}$	105 819 $\frac{OI}{HD}$	serienmäßig / Standard	(143)	701 413 031 E
1.9 D	07.90 - 04.03				●			
1.9 TD	10.92 - 04.03				105 819 HD●			701 413 031 E
2.4 D, 55 kW	08.97 - 04.03			$\frac{O}{I}$	170 786 =		701 513 031 N	
2.4 D, 57 kW	09.90 - 04.98				170 787 $\frac{OI}{=}$	serienmäßig / Standard	(143)	701 513 031 P
2.5 TDI, 65 kW	05.98 - 04.03			$\frac{O}{I}$	105 820 $\frac{OI}{HD}$	serienmäßig / Standard	(143)	701 513 031 C
2.5 TDI, 75 kW	09.95 - 04.03				●			701 513 031 C
2.5 Syncro, 81 kW	10.92 - 04.03		105 820 HD●				701 513 031 C	
2.5 Syncro, 85 kW	08.96 - 04.03		$\frac{I}{O}$	170 880 =		701 413 031 G		
2.4 D Syncro	10.92 - 09.98			105 819 HD●			701 413 031 E	
2.5 TDI Syncro	05.98 -			$\frac{O}{I}$	170 786 =		701 513 031 N	
2.5 TDI Syncro	05.98 - 04.03				105 820 HD●			701 513 031 C






Achtung: Unsere Artikel sind nur als Ersatz für die angegebenen OE-Nummern gültig. In der Spalte "Ref." ist lediglich ein Teil der OE-Nummern aufgeführt. Die vollständige Auflistung aller Vergleichsnummern finden Sie im Anhang.

Attention: The articles are only valid as replacement for the listed OE-numbers. In the column "Ref." only a selection of OE-No. is given. The complete listing you can see in the appendix. (151)






		Baumuster Model						Ref.
--	--	--------------------	---	---	---	--	---	------

VOLKSWAGEN

TRANSPORTER T5 Kasten (7HA, 7HH) 04.03 -

2.0	11.03 -				313 327 =		7H0 413 031 D 7H0 413 031 G 7H0 413 031 H 7H0 413 031 K 7H0 413 031 L 7H0 413 031 M 7H5 413 031 D 7H5 413 031 G
3.2 V6, 170 kW	04.03 -						
1.9 TDI, 63 kW	04.03 -						
3.2 4motion, 170 kW	11.03 - 06.06						
3.2 V6, 173 kW	02.04 -						
1.9 TDI, 77 kW	04.03 -						
1.9 TDI, 75 kW	06.06 -						
2.5 TDI, 96 kW	04.03 -				313 327 Δ =		7H0 413 031 D 7H0 413 031 G 7H0 413 031 H 7H0 413 031 K 7H0 413 031 L 7H0 413 031 M 7H5 413 031 D 7H5 413 031 G
1.9 TDI, 62 kW	01.06 -						
2.5 TDI, 128 kW	04.03 -						
3.2 4motion, 173 kW	11.03 -						
2.5 TDI 4motion, 96 kW	07.04 -						
2.5 TDI 4motion, 128 kW	07.04 -						
2.5 TDI, 96 kW	06.06 -						
2.5 TDi 4motion, 96 kW	06.06 -				313 327 $\overline{\Delta}$ =		7H0 413 031 D 7H0 413 031 G 7H0 413 031 H 7H0 413 031 K 7H0 413 031 L 7H0 413 031 M 7H5 413 031 D 7H5 413 031 G
2.5 TDi, 128 kW	05.03 -						
2.5 TDi 4motion, 128 kW	06.06 -						
					313 327 OHD =		7H0 413 031 D 7H0 413 031 G 7H0 413 031 H 7H0 413 031 K 7H0 413 031 L 7H0 413 031 M 7H5 413 031 D 7H5 413 031 G
					900 189		
					313 031 =		
					313 031 $\overline{\Delta}$ =		

































TRANSPORTER T5 Pritsche/Fahrgestell (7JD, 7JE, 7JL, 7JY, 7JZ) 04.03 -

2.0	11.03 -				313 327 =		7H0 413 031 D 7H0 413 031 G 7H0 413 031 H 7H0 413 031 K 7H0 413 031 L 7H0 413 031 M 7H5 413 031 D 7H5 413 031 G
3.2 V6, 170 kW	02.04 -						
1.9 TDI, 63 kW	04.03 -						
3.2 4motion	11.03 - 06.06						
3.2 V6, 173 kW	08.03 -						
1.9 TDI, 77 kW	04.03 -						
1.9 TDI, 62 kW	01.06 -						
1.9 TDI, 75 kW	06.06 -						
2.5 TDI, 96 kW	04.03 -				313 327 Δ =		7H0 413 031 D 7H0 413 031 G 7H0 413 031 H 7H0 413 031 K 7H0 413 031 L 7H0 413 031 M 7H5 413 031 D 7H5 413 031 G
2.5 TDI, 128 kW	04.03 -						
2.5 TDi 4motion, 96 kW	10.03 -						
2.5 TDI 4motion	07.04 -						
2.5 TDi 4motion, 128 kW	05.03 -						
					313 327 OHD =		7H0 413 031 D 7H0 413 031 G 7H0 413 031 H 7H0 413 031 K 7H0 413 031 L 7H0 413 031 M 7H5 413 031 D 7H5 413 031 G
					900 189		
					313 031 =		

Achtung: Unsere Artikel sind nur als Ersatz für die angegebenen OE-Nummern gültig. In der Spalte "Ref." ist lediglich ein Teil der OE-Nummern aufgeführt. Die vollständige Auflistung aller Vergleichsnummern finden Sie im Anhang.
 Attention: The articles are only valid as replacement for the listed OE-numbers. In the column "Ref." only a selection of OE-No. is given. The complete listing you can see in the appendix. (151)

		Baumuster Model						Ref.
--	--	--------------------	---	---	---	--	---	------

VOLVO































F 7		08.78 - 12.85						
F 7, 16 t, Pritsche/Fahrgestell	08.78 - 12.85				170 210 ▲			1590431
F 7, 16 t, Sattelzugmaschine	08.78 - 12.85							1590439
F 7, 16 t, Kipper	08.78 - 12.85				106 282 ≡			1591501
F 7, 22 t	08.78 - 12.85							
F 10		08.77 - 12.94						
F 10 K1					170 211			1591735
F 10 K2					170 213			1591737
F 10/260, 16 t, Pritsche/Fahrgestell	02.82 - 06.85				124 245 ↘	Achsausführung / Axle Version: 4x2,6x2,6x4	(4)	1080654
F 10/260, 16 t, Kipper	02.82 - 06.85				170 212 ↘	Achslast [t] / Axle Load [t]: 6,5	(6)	1505184
F 10/280, 16 t, Pritsche/Fahrgestell	08.77 - 02.82				310 787 ↘	Achslast [t] / Axle Load [t]: 7,5	(6)	1591736
F 10/280, 16 t, Kipper	08.77 - 02.82				124 248	Achsausführung / Axle Version: 6x4, 8x4	(4)	1612217
F 10/300, 215-220 kW, 17 t	01.87 - 12.87							1628359
F 10/300, 215-221 kW	10.83 - 12.86							1629993
F 10/320, 17 t, Pritsche/Fahrgestell	10.87 - 12.90				106 282			21127043
F 10/320, 17 t, Kipper	10.87 - 12.90				112 127 ≡			1591501
F 10/320, 18 t, Pritsche/Fahrgestell	12.90 - 12.94				112 129 ≡			1598105
F 10/320, 18 t, Kipper	12.90 - 12.94				106 896 ↘			1609005
F 10/260, 22 t, Pritsche/Fahrgestell, 6x2	02.82 - 06.85				101 480	->Chass. 25000 Spezialausführung S-3855, S-3806, S-3784, S-6526 / Special design S-3855, S-3806, S-3784, S-6526	(99)	150374
F 10/280, 22 t, Pritsche/Fahrgestell	08.77 - 02.82							362960
F 10/300, 215-220 kW, 22 t, Pritsche/Fahrgestell	01.84 - 12.86				124 245 ↘	Achsausführung / Axle Version: 4x2,6x2,6x4	(4)	1080654
F 10/300, 215-220 kW, 24 t	01.87 - 12.87				170 212 ↘	Achslast [t] / Axle Load [t]: 6,5	(6)	1505184
F 10/320, 24 t, Pritsche/Fahrgestell	10.87 - 12.90				310 787 ↘	Achslast [t] / Axle Load [t]: 7,5	(6)	1591736
F 10/320, 25 t, Pritsche/Fahrgestell	12.90 - 12.94				106 282	Chass. 25001->		1609553
					124 248	Achsausführung / Axle Version: 6x4, 8x4	(4)	1591501
					112 126 ≡			1612217
					106 896 ↘			1628359
					112 128 ≡			1629993
								21127043
F 10/260, 22 t, Pritsche/Fahrgestell, 6x4	01.83 - 06.85				101 480	->Chass. 25000 Spezialausführung S-3855, S-3806, S-3784, S-6526 / Special design S-3855, S-3806, S-3784, S-6526	(99)	150374
F 10/260, 22 t, Sattelzugmaschine, 6x4	02.82 - 06.85							362960
F 10/320, 26 t	12.90 - 12.94				124 245 ↘	Achsausführung / Axle Version: 4x2,6x2,6x4	(4)	1080654
					170 212 ↘	Achslast [t] / Axle Load [t]: 6,5	(6)	1505184
						Achslast [t] / Axle Load [t]: 7,5	(6)	1591736
					106 282	->Chass. 25000		1591501
					124 248	Achsausführung / Axle Version: 6x4, 8x4	(4)	1612217
								1628359
								1629993
								21127043

Achtung: Unsere Artikel sind nur als Ersatz für die angegebenen OE-Nummern gültig. In der Spalte "Ref." ist lediglich ein Teil der OE-Nummern aufgeführt. Die vollständige Auflistung aller Vergleichsnummern finden Sie im Anhang.

Attention: The articles are only valid as replacement for the listed OE-numbers. In the column "Ref." only a selection of OE-No. is given. The complete listing you can see in the appendix. (151)

		Baumuster Model						Ref.
--	--	--------------------	---	---	---	--	---	------




























VOLVO

F 10		08.77 - 12.94							
F 10/260, 16 t, Sattelzugmaschine F 10/280, 16 t, Sattelzugmaschine F 10/300, 215-220 kW, 16 t F 10/320, 17 t, Sattelzugmaschine F 10/320, 18 t, Sattelzugmaschine	02.82 - 06.85				124 245 	Achsausführung / Axle Version: 4x2,6x2,6x4	(4)	1080654	
	08.77 - 02.82				170 212 	Achslast [t] / Axle Load [t]: 6,5 Achslast [t] / Axle Load [t]: 7,5	(6)	1505184	
	01.84 - 12.86				310 787 		(6)	1591736	
	10.87 - 12.90				106 896	Chass. 25001-> Sattelschlepper / Truck Tractor	(95)	1598814 1610919	
	12.90 - 12.94				124 248	Achsausführung / Axle Version: 6x4, 8x4	(4)	1612217 1628359 1629993 21127043	
					106 282			1591501	
					112 127 			1598105	
					112 129 			1609005	
					106 896 			1598814 1610919	
F 10/260, 22 t, Sattelzugmaschine, 6x2 F 10/280, 22 t, Sattelzugmaschine F 10/300, 215-220 kW, 22 t, Sattelzugmaschine F 10/320, 24 t, Sattelzugmaschine F 10/320, 25 t, Sattelzugmaschine	02.82 - 06.85				101 480	->Chass. 25000 Spezialausführung S-3855, S-3806, S- 3784, S-6526 / Special design S-3855, S-3806, S-3784, S-6526	(99)	150374 362960	
	08.77 - 02.82				124 245 	Achsausführung / Axle Version: 4x2,6x2,6x4	(4)	1080654	
	01.84 - 12.86				170 212 	Achslast [t] / Axle Load [t]: 6,5 Achslast [t] / Axle Load [t]: 7,5	(6)	1505184	
	10.87 - 12.90				310 787 		(6)	1591736	
	12.90 - 12.94				106 282	Chass. 25001->		1609553	
					106 896	Chass. 25001-> Sattelschlepper / Truck Tractor	(95)	1591501 1598814 1610919	
					124 248	Achsausführung / Axle Version: 6x4, 8x4	(4)	1612217 1628359 1629993 21127043	
					112 126 			1605163	
					112 128 			1598106	
F 12		08.77 - 12.94							
F 12 K1					170 211			1591735	
F 12 K2					170 213			1591737	
F 12	08.77 - 12.94				101 480	->Chass. 25000 Achsausführung / Axle Version: 4x2, 6x2, 6x4, 6x6 Spezialausführung S-3855, S-3806, S- 3784, S-6526 / Special design S-3855, S-3806, S-3784, S-6526	(4)	150374 362960	
					170 212 	->Chass. 62899 Achslast [t] / Axle Load [t]: 6,5 Achslast [t] / Axle Load [t]: 7,5	(6)	1505184 1591736	
					124 245 	Achsausführung / Axle Version: 4x2,6x2,6x4	(6)	1080654	
					310 787 	Achsausführung / Axle Version: 4x2, 6x2, 6x4	(4)	1609553	
					124 248	Achsausführung / Axle Version: 6x4, 8x4	(4)	1612217 1628359 1629993 21127043	
					112 126 	Achsausführung / Axle Version: 6x2	(4)	1605163	
					112 127 			1598105	
					112 129 	Achsausführung / Axle Version: 4x2	(4)	1609005	
					106 282 	Achsausführung / Axle Version: 4x2, 6x2, 6x4, 6x6	(4)	1591501	
					106 896 	Sattelschlepper / Truck Tractor Achsausführung / Axle Version: 4x2	(95)	1598814 1610919	
112 128 	Achsausführung / Axle Version: 6x2	(4)	1598106						

Achtung: Unsere Artikel sind nur als Ersatz für die angegebenen OE-Nummern gültig. In der Spalte "Ref." ist lediglich ein Teil der OE-Nummern aufgeführt. Die vollständige Auflistung aller Vergleichsnummern finden Sie im Anhang.
Attention: The articles are only valid as replacement for the listed OE-numbers. In the column "Ref." only a selection of OE-No. is given. The complete listing you can see in the appendix. (151)

		Baumuster Model						Ref.
--	--	--------------------	---	---	---	--	---	------

VOLVO





F 16		10.87 - 12.94						
F 16/470, 17 t, Pritsche/Fahrgestell	01.88 - 12.89				124 245		Achsausführung / Axle Version: 4x2,6x2,6x4	(4) 1080654
F 16/470, 17 t, Sattelzugmaschine	01.88 - 12.89				124 248		Achsausführung / Axle Version: 6x4, 8x4	(4) 1612217 1628359 1629993 21127043
F 16/470, 24 t, Pritsche/Fahrgestell	01.88 - 12.89							
F 16/470, 24 t, Sattelzugmaschine	01.88 - 12.89							
F 16/485, 18 t, Pritsche/Fahrgestell	01.90 - 12.92							
F 16/485, 18 t, Sattelzugmaschine	01.90 - 12.92							
F 16/485, 25 t, Pritsche/Fahrgestell, 6x2	01.90 - 12.92							
F 16/485, 25 t, Pritsche/Fahrgestell, 6x4	01.90 - 12.92							
F 16/485, 25 t, Sattelzugmaschine, 6x2	01.90 - 12.92							
F 16/485, 25 t, Sattelzugmaschine, 6x4	01.90 - 12.92							
F 16/500, 18 t, Pritsche/Fahrgestell	01.92 - 12.94							
F 16/500, 18 t, Sattelzugmaschine	01.92 - 12.94							
F 16/500, 24 t	01.92 - 12.94							
F 16/500, 25 t, Pritsche/Fahrgestell	01.92 - 12.94							
F 16/500, 25 t, Sattelzugmaschine	01.92 - 12.94							
F 16/500, 26 t	01.92 - 12.94							
F 86								
F 86 (FT-6) F 86 GB 8x4					101 480			150374 362960
F 86 GB					101 480		Chass. 23692->	150374 362960
F 87								
F 87 FAT 5/6					101 480			150374 362960
F 88								
F 88	01.74 -				170 212			1505184 1591736
F 88					101 480		->Chass. 30000	150374 362960
F 88 4x2,4x4,6x2,6x4,6x6					101 480		Chass. 30001-> Kurzes Fahrerhaus / Short cab	(59) 150374 362960
F 89								
F 89	01.74 -				170 212			1505184 1591736
F 89					101 480		->Chass. 30000	150374 362960
F 89 4x2	01.72 -				101 480		Kurzes Fahrerhaus / Short cab	(59) 150374 362960
					170 212			1505184 1591736
F 89 4x4,6x2,6x4,6x6	01.72 -				101 480		Kurzes Fahrerhaus / Short cab	(59) 150374 362960





Achtung: Unsere Artikel sind nur als Ersatz für die angegebenen OE-Nummern gültig. In der Spalte "Ref." ist lediglich ein Teil der OE-Nummern aufgeführt. Die vollständige Auflistung aller Vergleichsnummern finden Sie im Anhang.

Attention: The articles are only valid as replacement for the listed OE-numbers. In the column "Ref." only a selection of OE-No. is given. The complete listing you can see in the appendix. (151)

		Baumuster Model						Ref.
--	---	--------------------	---	---	---	---	---	------

VOLVO





















FB - Serie								
FB 86 (FT-6)					101 480			150374 362960
FB 88 ,6x4					101 480	->Chass. 30000		150374 362960

FE 05.06 -								
FE 240-18, Pritsche/Fahrgestell FE 240-18, Kommunalfahrzeug FE 240-18, Kipper FE 280-18, Pritsche/Fahrgestell FE 280-18, Kipper FE 280-18, Kommunalfahrzeug FE 320-18, Pritsche/Fahrgestell FE 320-18, Kipper FE 320-18, Kommunalfahrzeug	05.06 -				312 714 ≡			20806288
					312 711 ≡	Fahrhöhe 301 - 320 mm / ride height 301 - 320 mm Mittelachse bis unter Rahmenflansch (FRH-310) / centerline till under frame-flange (FRH-310)	(42) (73)	20806286 20906911
					312 712 ≡	Fahrhöhe 321 - 360 mm / ride height 321 - 360 mm Mittelachse bis unter Rahmenflansch (FRH-330,350) / centerline till under frame-flange (FRH-330,350)	(43) (74)	20806287
					312 716 ≡	Fahrhöhe 211 - 250 mm / ride height 211 - 250 mm Mittelachse bis unter Rahmenflansch (RRH-220,240) / centerline till under frame-flange (RRH-220,240)	(38) (76)	20726482
					312 717 ≡	Fahrhöhe 251 - 270 mm / ride height 251 - 270 mm Mittelachse bis unter Rahmenflansch (RRH-260) / centerline till under frame-flange (RRH-260)	(41) (77)	20726479
					312 719 ≡	Fahrhöhe 171 - 210 mm / ride height 171 - 210 mm Mittelachse bis unter Rahmenflansch (RRH-180,200) / centerline till under frame-flange (RRH-180,200)	(36) (75)	20726480
					312 723 ≡			20806545
FE 240-18, Sattelzugmaschine FE 280-18, Sattelzugmaschine FE 320-18, Sattelzugmaschine	05.06 -				312 714 ≡			20806288
					311 876 ≡	Fahrhöhe 341 - 360 mm / ride height 341 - 360 mm Mittelachse bis unter Rahmenflansch (FRH-330,350) / centerline till under frame-flange (FRH-330,350)	(44) (74)	20806289
					312 710 ≡	Fahrhöhe 301 - 320 mm / ride height 301 - 320 mm Mittelachse bis unter Rahmenflansch (FRH-310) / centerline till under frame-flange (FRH-310)	(42) (73)	20806285 20906906
					312 711 ≡	Fahrhöhe 301 - 320 mm / ride height 301 - 320 mm Mittelachse bis unter Rahmenflansch (FRH-310) / centerline till under frame-flange (FRH-310)	(42) (73)	20806286 20906911
					312 712 ≡	Fahrhöhe 321 - 360 mm / ride height 321 - 360 mm Mittelachse bis unter Rahmenflansch (FRH-330,350) / centerline till under frame-flange (FRH-330,350)	(43) (74)	20806287
					312 716 ≡	Fahrhöhe 211 - 250 mm / ride height 211 - 250 mm Mittelachse bis unter Rahmenflansch (RRH-220,240) / centerline till under frame-flange (RRH-220,240)	(38) (76)	20726482
					312 717 ≡	Fahrhöhe 251 - 270 mm / ride height 251 - 270 mm Mittelachse bis unter Rahmenflansch (RRH-260) / centerline till under frame-flange (RRH-260)	(41) (77)	20726479
					312 719 ≡	Fahrhöhe 171 - 210 mm / ride height 171 - 210 mm Mittelachse bis unter Rahmenflansch (RRH-180,200) / centerline till under frame-flange (RRH-180,200)	(36) (75)	20726480
					312 723 ≡			20806545

Achtung: Unsere Artikel sind nur als Ersatz für die angegebenen OE-Nummern gültig. In der Spalte "Ref." ist lediglich ein Teil der OE-Nummern aufgeführt. Die vollständige Auflistung aller Vergleichsnummern finden Sie im Anhang.
Attention: The articles are only valid as replacement for the listed OE-numbers. In the column "Ref." only a selection of OE-No. is given. The complete listing you can see in the appendix. (151)

		Baumuster Model						Ref.
--	--	--------------------	---	---	---	--	---	------

VOLVO























FE		05.06 -							
FE 240-22 FE 240-26, Pritsche/Fahrgestell, 6x2 FE 240-26, Kipper, 6x2 FE 280-22 FE 280-26, Pritsche/Fahrgestell, 6x2 FE 280-26, Kipper, 6x2 FE 320-22 FE 320-26, Pritsche/Fahrgestell, 6x2 FE 320-26, Kipper, 6x2	05.06 -				312 714 				20806288
	05.06 -				312 711 	Fahrhöhe 301 - 320 mm / ride height 301 - 320 mm Mittelachse bis unter Rahmenflansch (FRH-310) / centerline till under frame-flange (FRH-310)	(42) (73)	20806286 20906911	
	05.06 -				312 712 	Fahrhöhe 321 - 360 mm / ride height 321 - 360 mm Mittelachse bis unter Rahmenflansch (FRH-330,350) / centerline till under frame-flange (FRH-330,350)	(43) (74)	20806287	
	05.06 -				312 716 	Fahrhöhe 211 - 250 mm / ride height 211 - 250 mm Mittelachse bis unter Rahmenflansch (RRH-220,240) / centerline till under frame-flange (RRH-220,240)	(38) (76)	20726482	
	05.06 -				312 717 	Fahrhöhe 251 - 270 mm / ride height 251 - 270 mm Mittelachse bis unter Rahmenflansch (RRH-260) / centerline till under frame-flange (RRH-260)	(41) (77)	20726479	
	05.06 -				312 719 	Fahrhöhe 171 - 210 mm / ride height 171 - 210 mm Mittelachse bis unter Rahmenflansch (RRH-180,200) / centerline till under frame-flange (RRH-180,200)	(36) (75)	20726480	
	05.06 -				312 716 	Fahrhöhe 211 - 250 mm / ride height 211 - 250 mm Mittelachse bis unter Rahmenflansch (RRH-220,240) / centerline till under frame-flange (RRH-220,240)	(38) (76)	20726482	
	05.06 -				312 717 	Fahrhöhe 251 - 270 mm / ride height 251 - 270 mm Mittelachse bis unter Rahmenflansch (RRH-260) / centerline till under frame-flange (RRH-260)	(41) (77)	20726479	
	05.06 -				312 719 	Fahrhöhe 171 - 210 mm / ride height 171 - 210 mm Mittelachse bis unter Rahmenflansch (RRH-180,200) / centerline till under frame-flange (RRH-180,200)	(36) (75)	20726480	
	FE 240-26, Pritsche/Fahrgestell, 6x4 FE 240-26, Kipper, 6x4 FE 280-26, Pritsche/Fahrgestell, 6x4 FE 280-26, Kipper, 6x4 FE 320-26, Pritsche/Fahrgestell, 6x4 FE 320-26, Kipper, 6x4				05.06 -				312 714 
05.06 -		312 711 	Fahrhöhe 301 - 320 mm / ride height 301 - 320 mm Mittelachse bis unter Rahmenflansch (FRH-310) / centerline till under frame-flange (FRH-310)	(42) (73)	20806286 20906911				
05.06 -		312 712 	Fahrhöhe 321 - 360 mm / ride height 321 - 360 mm Mittelachse bis unter Rahmenflansch (FRH-330,350) / centerline till under frame-flange (FRH-330,350)	(43) (74)	20806287				
05.06 -		312 716 	Fahrhöhe 211 - 250 mm / ride height 211 - 250 mm Mittelachse bis unter Rahmenflansch (RRH-220,240) / centerline till under frame-flange (RRH-220,240)	(38) (76)	20726482				
05.06 -		312 717 	Fahrhöhe 251 - 270 mm / ride height 251 - 270 mm Mittelachse bis unter Rahmenflansch (RRH-260) / centerline till under frame-flange (RRH-260)	(41) (77)	20726479				
05.06 -		312 719 	Fahrhöhe 171 - 210 mm / ride height 171 - 210 mm Mittelachse bis unter Rahmenflansch (RRH-180,200) / centerline till under frame-flange (RRH-180,200)	(36) (75)	20726480				
05.06 -		125 649 			1629405				

Achtung: Unsere Artikel sind nur als Ersatz für die angegebenen OE-Nummern gültig. In der Spalte "Ref." ist lediglich ein Teil der OE-Nummern aufgeführt. Die vollständige Auflistung aller Vergleichsnummern finden Sie im Anhang.

Attention: The articles are only valid as replacement for the listed OE-numbers. In the column "Ref." only a selection of OE-No. is given. The complete listing you can see in the appendix. (151)

		Baumuster Model						Ref.
--	--	--------------------	---	---	---	--	---	------





















VOLVO

FH		09.05 -											
400, 21 t 440, 21 t 480, 21 t 520, 21 t	09.05 - 09.05 - 09.05 - 09.05 -			○○	300 009 				20374547				
					125 510 	Fahrhöhe 186 - 245 mm / ride height 186 - 245 mm	(37)	1609002					
						Mittelachse bis unterer Radflansch / central axis to bottom wheel flange	(78)	20766061					
						Fahrgestellhöhe 810mm / chassis height 810mm	(20)						
						Fahrgestellhöhe 850mm / chassis height 850mm	(21)						
						Fahrgestellhöhe 900mm / chassis height 900mm	(22)						
					131 595 			20374545 20900497					
					131 694 			20374546					
									○○	311 658 	Fahrhöhe 131 - 150 mm / ride height 131 - 150 mm	(33)	20399048
											Mittelachse bis unterer Rahmenflansch / centerline till lower frame-flange	(79)	
311 659 	Fahrhöhe 151 - 190 mm / ride height 151 - 190 mm	(34)	20766062										
	Mittelachse bis unterer Rahmenflansch / centerline till lower frame-flange	(79)											
311 660 	Fahrhöhe 231 - 250 mm / ride height 231 - 250 mm	(39)	20766063										
	Mittelachse bis unterer Rahmenflansch / centerline till lower frame-flange	(79)											
			125 646 				1629477						
400, 18 t 440, 18 t 480, 18 t 520, 18 t	09.05 - 09.05 - 09.05 - 09.05 -			○○	300 009 				20374547				
					125 647 	Fahrhöhe 186 - 245 mm / ride height 186 - 245 mm	(37)	1629481					
						Mittelachse bis unterer Radflansch / central axis to bottom wheel flange	(78)	1629920					
						Fahrgestellhöhe 810mm / chassis height 810mm	(20)	3987961					
						Fahrgestellhöhe 850mm / chassis height 850mm	(21)						
						Fahrgestellhöhe 900mm / chassis height 900mm	(22)						
					300 006 	Fahrhöhe 106 - 115 mm / ride height 106 - 115 mm	(32)	20367750					
						Mittelachse bis unterer Radflansch / central axis to bottom wheel flange	(78)						
						Fahrgestellhöhe 810mm / chassis height 810mm	(20)						
						Fahrgestellhöhe 850mm / chassis height 850mm	(21)						
						Fahrgestellhöhe 900mm / chassis height 900mm	(22)						
					131 270 			1629992 20374548 3171962					
					131 595 			20374545 20900497					
312 706 			20532767 20769819										
				○○	311 656 	Fahrhöhe 231 - 250 mm / ride height 231 - 250 mm	(39)	20374543					
						Mittelachse bis unterer Rahmenflansch / centerline till lower frame-flange	(79)	20585556					
					311 657 	Fahrhöhe 151 - 190 mm / ride height 151 - 190 mm	(34)	20374544					
						Mittelachse bis unterer Rahmenflansch / centerline till lower frame-flange	(79)	20585555					
			311 658 	Fahrhöhe 131 - 150 mm / ride height 131 - 150 mm	(33)	20399048							
				Mittelachse bis unterer Rahmenflansch / centerline till lower frame-flange	(79)								
			125 646 				1629477						

Achtung: Unsere Artikel sind nur als Ersatz für die angegebenen OE-Nummern gültig. In der Spalte "Ref." ist lediglich ein Teil der OE-Nummern aufgeführt. Die vollständige Auflistung aller Vergleichsnummern finden Sie im Anhang.
 Attention: The articles are only valid as replacement for the listed OE-numbers. In the column "Ref." only a selection of OE-No. is given. The complete listing you can see in the appendix. (151)

		Baumuster Model						Ref.
--	--	--------------------	---	---	---	--	---	------

VOLVO


















FH		09.05 -									
400, 26 t, Pritsche/Fahrgestell, 6x2 440, 26 t, Pritsche/Fahrgestell, 6x2 480, 26 t, Pritsche/Fahrgestell, 6x2 520, 26 t, Pritsche/Fahrgestell, 6x2	09.05 -				300 009 					20374547	
					125 510 	Fahrhöhe 186 - 245 mm / ride height 186 - 245 mm (37)	1609002				
						Mittelachse bis unterer Radflansch / central axis to bottom wheel flange (78)	20766061				
						Fahrgestellhöhe 810mm / chassis height 810mm (20)					
						Fahrgestellhöhe 850mm / chassis height 850mm (21)					
						Fahrgestellhöhe 900mm / chassis height 900mm (22)					
					131 595 				20374545		
									20900497		
					131 694 				20374546		
									124 915 	Vorlaufachse / Leading Axle (103)	1628189
										Fahrhöhe 231 - 250 mm / ride height 231 - 250 mm (39)	1629480
										Mittelachse bis unterer Rahmenflansch / centerline till lower frame-flange (79)	1691617
		3987960									
125 996 	Vorlaufachse / Leading Axle (103)	3987959									
	Fahrhöhe 171 - 190 mm / ride height 171 - 190 mm (35)										
	Mittelachse bis unterer Rahmenflansch / centerline till lower frame-flange (79)										
	niedriger Rahmen / lower frame (137)										
311 659 	Vorlaufachse / Leading Axle (103)	20766062									
	Fahrhöhe 171 - 190 mm / ride height 171 - 190 mm (35)										
	Mittelachse bis unterer Rahmenflansch / centerline till lower frame-flange (79)										
311 660 	Vorlaufachse / Leading Axle (103)	20766063									
	Fahrhöhe 231 - 250 mm / ride height 231 - 250 mm (39)										
	Mittelachse bis unterer Rahmenflansch / centerline till lower frame-flange (79)										
				311 659 	Fahrhöhe 151 - 190 mm / ride height 151 - 190 mm (34)	20766062					
					Mittelachse bis unterer Rahmenflansch / centerline till lower frame-flange (79)						
311 660 	Fahrhöhe 231 - 250 mm / ride height 231 - 250 mm (39)	20766063									
	Mittelachse bis unterer Rahmenflansch / centerline till lower frame-flange (79)										

Achtung: Unsere Artikel sind nur als Ersatz für die angegebenen OE-Nummern gültig. In der Spalte "Ref." ist lediglich ein Teil der OE-Nummern aufgeführt. Die vollständige Auflistung aller Vergleichsnummern finden Sie im Anhang.

Attention: The articles are only valid as replacement for the listed OE-numbers. In the column "Ref." only a selection of OE-No. is given. The complete listing you can see in the appendix. (151)

		Baumuster Model						Ref.
--	---	--------------------	---	---	---	---	---	------
















VOLVO

FH		09.05 -								
400, 26 t, Sattelzugmaschine, 6x2 440, 26 t, Sattelzugmaschine, 6x2 480, 26 t, Sattelzugmaschine, 6x2 520, 26 t, Sattelzugmaschine, 6x2	09.05 -				300 009 					20374547
					125 647 	Fahrhöhe 186 - 245 mm / ride height 186 - 245 mm	(37)	1629481		
						Mittelachse bis unterer Radflansch / central axis to bottom wheel flange	(78)	1629920		
						Fahrgestellhöhe 810mm / chassis height 810mm	(20)	3987961		
						Fahrgestellhöhe 850mm / chassis height 850mm	(21)			
						Fahrgestellhöhe 900mm / chassis height 900mm	(22)			
					300 006 	Fahrhöhe 106 - 115 mm / ride height 106 - 115 mm	(32)	20367750		
						Mittelachse bis unterer Radflansch / central axis to bottom wheel flange	(78)			
						Fahrgestellhöhe 810mm / chassis height 810mm	(20)			
						Fahrgestellhöhe 850mm / chassis height 850mm	(21)			
						Fahrgestellhöhe 900mm / chassis height 900mm	(22)			
								131 270 		
			131 595 				20374545			
			312 706 				20900497			
							20532767			
							20769819			
					124 915 	Vorlaufachse / Leading Axle	(103)	1628189		
						Fahrhöhe 231 - 250 mm / ride height 231 - 250 mm	(39)	1629480		
						Mittelachse bis unterer Rahmenflansch / centerline till lower frame-flange	(79)	1691617		
								3987960		
					125 996 	Vorlaufachse / Leading Axle	(103)	3987959		
						Fahrhöhe 171 - 190 mm / ride height 171 - 190 mm	(35)			
						Mittelachse bis unterer Rahmenflansch / centerline till lower frame-flange	(79)			
						niedriger Rahmen / lower frame	(137)			
					311 656 	Vorlaufachse / Leading Axle	(103)	20374543		
						Fahrhöhe 231 - 250 mm / ride height 231 - 250 mm	(39)	20585556		
						Mittelachse bis unterer Rahmenflansch / centerline till lower frame-flange	(79)			
					311 657 	Vorlaufachse / Leading Axle	(103)	20374544		
						Fahrhöhe 171 - 190 mm / ride height 171 - 190 mm	(35)	20585555		
						Mittelachse bis unterer Rahmenflansch / centerline till lower frame-flange	(79)			
					311 656 	Fahrhöhe 231 - 250 mm / ride height 231 - 250 mm	(39)	20374543		
						Mittelachse bis unterer Rahmenflansch / centerline till lower frame-flange	(79)	20585556		
					311 657 	Fahrhöhe 151 - 190 mm / ride height 151 - 190 mm	(34)	20374544		
						Mittelachse bis unterer Rahmenflansch / centerline till lower frame-flange	(79)	20585555		

Achtung: Unsere Artikel sind nur als Ersatz für die angegebenen OE-Nummern gültig. In der Spalte "Ref." ist lediglich ein Teil der OE-Nummern aufgeführt. Die vollständige Auflistung aller Vergleichsnummern finden Sie im Anhang.
Attention: The articles are only valid as replacement for the listed OE-numbers. In the column "Ref." only a selection of OE-No. is given. The complete listing you can see in the appendix. (151)

		Baumuster Model						Ref.
--	---	--------------------	---	---	---	---	---	------
















VOLVO

FH		09.05 -									
400, 26 t, Pritsche/Fahrgestell, 6x4	09.05 -				300 009 			20374547			
					125 510 	Fahrhöhe 186 - 245 mm / ride height 186 - 245 mm	(37)	1609002			
						Mittelachse bis unterer Radflansch / central axis to bottom wheel flange	(78)	20766061			
						Fahrgestellhöhe 810mm / chassis height 810mm	(20)				
						Fahrgestellhöhe 850mm / chassis height 850mm	(21)				
						Fahrgestellhöhe 900mm / chassis height 900mm	(22)				
					131 694 			20374546			
								311 659 	Achsausführung / Axle Version: 6X4 Achsausführung / Axle Version: 8X4	(4) (4)	20766062
									Fahrhöhe 151 - 190 mm / ride height 151 - 190 mm	(34)	
									Mittelachse bis unterer Rahmenflansch / centerline till lower frame-flange	(79)	
311 660 	Achsausführung / Axle Version: 6x4 Achsausführung / Axle Version: 8x4	(4) (4)	20766063								
	Fahrhöhe 231 - 250 mm / ride height 231 - 250 mm	(39)									
	Mittelachse bis unterer Rahmenflansch / centerline till lower frame-flange	(79)									
			124 248 	Achsausführung / Axle Version: 6x4 Achsausführung / Axle Version: 8x4	(4) (4)	1612217					
				ohne Stabilisator an der Hinterachse / without stabilizer on rear axle	(141)						
			125 649 	Achsausführung / Axle Version: 6x4 Achsausführung / Axle Version: 8x4	(4) (4)	1629405					
				mit Stabilisator an der Hinterachse / with stabilizer on the rear axle	(126)						

Achtung: Unsere Artikel sind nur als Ersatz für die angegebenen OE-Nummern gültig. In der Spalte "Ref." ist lediglich ein Teil der OE-Nummern aufgeführt. Die vollständige Auflistung aller Vergleichsnummern finden Sie im Anhang.
Attention: The articles are only valid as replacement for the listed OE-numbers. In the column "Ref." only a selection of OE-No. is given. The complete listing you can see in the appendix. (151)

		Baumuster Model						Ref.
--	---	--------------------	---	---	---	---	---	------
























VOLVO

FH		09.05 -								
400, 26 t, Sattelzugmaschine, 6x4	09.05 -				300 009 					20374547
					125 647 	Fahrhöhe 186 - 245 mm / ride height 186 - 245 mm	(37)	1629481		
						Mittelachse bis unterer Radflansch / central axis to bottom wheel flange	(78)	1629920		
						Fahrgestellhöhe 810mm / chassis height 810mm	(20)	3987961		
						Fahrgestellhöhe 850mm / chassis height 850mm	(21)			
						Fahrgestellhöhe 900mm / chassis height 900mm	(22)			
					300 006 	Fahrhöhe 106 - 115 mm / ride height 106 - 115 mm	(32)	20367750		
						Mittelachse bis unterer Radflansch / central axis to bottom wheel flange	(78)			
						Fahrgestellhöhe 810mm / chassis height 810mm	(20)			
						Fahrgestellhöhe 850mm / chassis height 850mm	(21)			
	Fahrgestellhöhe 900mm / chassis height 900mm	(22)								
				131 270 					1629992	
				131 595 					20374545	
				312 706 					20900497	
									20532767	
									20769819	
					311 656 	Achsausführung / Axle Version: 6x4	(4)	20374543		
						Achsausführung / Axle Version: 8x4	(4)	20585556		
						Fahrhöhe 231 - 250 mm / ride height 231 - 250 mm	(39)			
						Mittelachse bis unterer Rahmenflansch / centerline till lower frame-flange	(79)			
				311 657 	Achsausführung / Axle Version: 6x4	(4)	20374544			
					Achsausführung / Axle Version: 8x4	(4)	20585555			
					Fahrhöhe 151 - 190 mm / ride height 151 - 190 mm	(34)				
					Mittelachse bis unterer Rahmenflansch / centerline till lower frame-flange	(79)				
					124 248 	Achsausführung / Axle Version: 6x4	(4)	1612217		
					Achsausführung / Axle Version: 8x4	(4)	1628359			
					ohne Stabilisator an der Hinterachse / without stabilizer on rear axle	(141)	1629993			
							21127043			
					125 649 	Achsausführung / Axle Version: 6x4	(4)	1629405		
					Achsausführung / Axle Version: 8x4	(4)				
					mit Stabilisator an der Hinterachse / with stabilizer on the rear axle	(126)				

Achtung: Unsere Artikel sind nur als Ersatz für die angegebenen OE-Nummern gültig. In der Spalte "Ref." ist lediglich ein Teil der OE-Nummern aufgeführt. Die vollständige Auflistung aller Vergleichsnummern finden Sie im Anhang.
 Attention: The articles are only valid as replacement for the listed OE-numbers. In the column "Ref." only a selection of OE-No. is given. The complete listing you can see in the appendix. (151)

		Baumuster Model						Ref.
--	--	--------------------	---	---	---	--	---	------

VOLVO
















FH		09.05 -						
400	09.05 -				131 694			20374546
440	09.05 -				125 510 	Fahrhöhe 186 - 245 mm / ride height 186 - 245 mm	(37)	1609002
480	09.05 -					Mittelachse bis unterer Radflansch / central axis to bottom wheel flange	(78)	20766061
520	09.05 -					Fahrgestellhöhe 810mm / chassis height 810mm	(20)	
						Fahrgestellhöhe 850mm / chassis height 850mm	(21)	
						Fahrgestellhöhe 900mm / chassis height 900mm	(22)	
					311 659 	Achsausführung / Axle Version: 6X4	(4)	20766062
						Achsausführung / Axle Version: 8X4	(4)	
						Fahrhöhe 151 - 190 mm / ride height 151 - 190 mm	(34)	
						Mittelachse bis unterer Rahmenflansch / centerline till lower frame-flange	(79)	
					311 660 	Achsausführung / Axle Version: 6x4	(4)	20766063
						Achsausführung / Axle Version: 8x4	(4)	
						Fahrhöhe 231 - 250 mm / ride height 231 - 250 mm	(39)	
						Mittelachse bis unterer Rahmenflansch / centerline till lower frame-flange	(79)	
					124 248 	Achsausführung / Axle Version: 6x4	(4)	1612217
						Achsausführung / Axle Version: 8x4	(4)	1628359
						ohne Stabilisator an der Hinterachse / without stabilizer on rear axle	(141)	1629993
								21127043
					125 649 	Achsausführung / Axle Version: 6x4	(4)	1629405
						Achsausführung / Axle Version: 8x4	(4)	
						mit Stabilisator an der Hinterachse / with stabilizer on the rear axle	(126)	
440, 26 t, Pritsche/Fahrgestell, 6x4	09.05 -				300 009 			20374547
520, 26 t, Pritsche/Fahrgestell, 6x4	09.05 -				125 510 	Fahrhöhe 186 - 245 mm / ride height 186 - 245 mm	(37)	1609002
						Mittelachse bis unterer Radflansch / central axis to bottom wheel flange	(78)	20766061
						Fahrgestellhöhe 810mm / chassis height 810mm	(20)	
						Fahrgestellhöhe 850mm / chassis height 850mm	(21)	
						Fahrgestellhöhe 900mm / chassis height 900mm	(22)	
					131 595 			20374545
								20900497
					131 694 			20374546
					311 659 	Achsausführung / Axle Version: 6X4	(4)	20766062
						Achsausführung / Axle Version: 8X4	(4)	
						Fahrhöhe 151 - 190 mm / ride height 151 - 190 mm	(34)	
						Mittelachse bis unterer Rahmenflansch / centerline till lower frame-flange	(79)	
					311 660 	Achsausführung / Axle Version: 6x4	(4)	20766063
						Achsausführung / Axle Version: 8x4	(4)	
						Fahrhöhe 231 - 250 mm / ride height 231 - 250 mm	(39)	
						Mittelachse bis unterer Rahmenflansch / centerline till lower frame-flange	(79)	
					124 248 	Achsausführung / Axle Version: 6x4	(4)	1612217
						Achsausführung / Axle Version: 8x4	(4)	1628359
						ohne Stabilisator an der Hinterachse / without stabilizer on rear axle	(141)	1629993
								21127043
					125 649 	Achsausführung / Axle Version: 6x4	(4)	1629405
						Achsausführung / Axle Version: 8x4	(4)	
						mit Stabilisator an der Hinterachse / with stabilizer on the rear axle	(126)	

Achtung: Unsere Artikel sind nur als Ersatz für die angegebenen OE-Nummern gültig. In der Spalte "Ref." ist lediglich ein Teil der OE-Nummern aufgeführt. Die vollständige Auflistung aller Vergleichsnummern finden Sie im Anhang.

Attention: The articles are only valid as replacement for the listed OE-numbers. In the column "Ref." only a selection of OE-No. is given. The complete listing you can see in the appendix. (151)

		Baumuster Model						Ref.
--	--	--------------------	---	---	---	--	---	------

















VOLVO

FH		09.05 -								
440, 26 t, Sattelzugmaschine, 6x4	09.05 -				300 009 					20374547
					125 647 	Fahrhöhe 186 - 245 mm / ride height 186 - 245 mm Mittelachse bis unterer Radflansch / central axis to bottom wheel flange Fahrgestellhöhe 810mm / chassis height 810mm Fahrgestellhöhe 850mm / chassis height 850mm Fahrgestellhöhe 900mm / chassis height 900mm	(37) (78) (20) (21) (22)	1629481 1629920 3987961		
					300 006 	Fahrhöhe 106 - 115 mm / ride height 106 - 115 mm Mittelachse bis unterer Radflansch / central axis to bottom wheel flange Fahrgestellhöhe 810mm / chassis height 810mm Fahrgestellhöhe 850mm / chassis height 850mm Fahrgestellhöhe 900mm / chassis height 900mm	(32) (78) (20) (21) (22)	20367750		
					131 270 			1629992 20374548 3171962		
					312 706 			20532767 20769819		
							311 656 	Achsausführung / Axle Version: 6x4 Achsausführung / Axle Version: 8x4 Fahrhöhe 231 - 250 mm / ride height 231 - 250 mm Mittelachse bis unterer Rahmenflansch / centerline till lower frame-flange	(4) (4) (39) (79)	20374543 20585556
							311 657 	Achsausführung / Axle Version: 6x4 Achsausführung / Axle Version: 8x4 Fahrhöhe 151 - 190 mm / ride height 151 - 190 mm Mittelachse bis unterer Rahmenflansch / centerline till lower frame-flange	(4) (4) (34) (79)	20374544 20585555
							124 248 	Achsausführung / Axle Version: 6x4 Achsausführung / Axle Version: 8x4 ohne Stabilisator an der Hinterachse / without stabilizer on rear axle	(4) (4) (141)	1612217 1628359 1629993 21127043
							125 649 	Achsausführung / Axle Version: 6x4 Achsausführung / Axle Version: 8x4 mit Stabilisator an der Hinterachse / with stabilizer on the rear axle	(4) (4) (126)	1629405

Achtung: Unsere Artikel sind nur als Ersatz für die angegebenen OE-Nummern gültig. In der Spalte "Ref." ist lediglich ein Teil der OE-Nummern aufgeführt. Die vollständige Auflistung aller Vergleichsnummern finden Sie im Anhang.
Attention: The articles are only valid as replacement for the listed OE-numbers. In the column "Ref." only a selection of OE-No. is given. The complete listing you can see in the appendix. (151)

		Baumuster Model						Ref.
--	--	--------------------	---	---	---	--	---	------















VOLVO

FH		09.05 -						
480, 26 t, Pritsche/Fahrgestell, 6x4	09.05 -			○○	300 009 			20374547
					125 510 	Fahrhöhe 186 - 245 mm / ride height 186 - 245 mm	(37)	1609002
						Mittelachse bis unterer Radflansch / central axis to bottom wheel flange	(78)	20766061
						Fahrgestellhöhe 810mm / chassis height 810mm	(20)	
						Fahrgestellhöhe 850mm / chassis height 850mm	(21)	
						Fahrgestellhöhe 900mm / chassis height 900mm	(22)	
					131 595 			20374545
					131 694 			20900497
								20374546
			500, 21 t	09.07 -			○○	311 659 
	Fahrhöhe 151 - 190 mm / ride height 151 - 190 mm	(34)						
	Mittelachse bis unterer Rahmenflansch / centerline till lower frame-flange	(79)						
		311 660 				Achsausführung / Axle Version: 6x4 Achsausführung / Axle Version: 8x4	(4) (4)	20766063
						Fahrhöhe 231 - 250 mm / ride height 231 - 250 mm	(39)	
						Mittelachse bis unterer Rahmenflansch / centerline till lower frame-flange	(79)	
500, 21 t	09.07 -			○○	125 510 	Fahrhöhe 186 - 245 mm / ride height 186 - 245 mm	(37)	1609002
						Mittelachse bis unterer Radflansch / central axis to bottom wheel flange	(78)	20766061
						Fahrgestellhöhe 810mm / chassis height 810mm	(20)	
						Fahrgestellhöhe 850mm / chassis height 850mm	(21)	
						Fahrgestellhöhe 900mm / chassis height 900mm	(22)	
								131 595 
					131 694 		20900497	
							20374546	
500, 21 t	09.07 -			○○	311 659 	Fahrhöhe 151 - 190 mm / ride height 151 - 190 mm	(34)	20766062
						Mittelachse bis unterer Rahmenflansch / centerline till lower frame-flange	(79)	
					311 660 	Fahrhöhe 231 - 250 mm / ride height 231 - 250 mm	(39)	20766063
						Mittelachse bis unterer Rahmenflansch / centerline till lower frame-flange	(79)	
			$\frac{1}{1}$		125 646 			1629477

Achtung: Unsere Artikel sind nur als Ersatz für die angegebenen OE-Nummern gültig. In der Spalte "Ref." ist lediglich ein Teil der OE-Nummern aufgeführt. Die vollständige Auflistung aller Vergleichsnummern finden Sie im Anhang.
Attention: The articles are only valid as replacement for the listed OE-numbers. In the column "Ref." only a selection of OE-No. is given. The complete listing you can see in the appendix. (151)

		Baumuster Model						Ref.
--	--	--------------------	---	---	---	--	---	------





























VOLVO

FH		09.05 -										
500, 18 t	09.05 -				125 647 	Fahrhöhe 186 - 245 mm / ride height 186 - 245 mm Mittelachse bis unterer Radflansch / central axis to bottom wheel flange Fahrgestellhöhe 810mm / chassis height 810mm Fahrgestellhöhe 850mm / chassis height 850mm Fahrgestellhöhe 900mm / chassis height 900mm	(37) (78) (20) (21) (22)	1629481 1629920 3987961				
					300 006 	Fahrhöhe 106 - 115 mm / ride height 106 - 115 mm Mittelachse bis unterer Radflansch / central axis to bottom wheel flange Fahrgestellhöhe 810mm / chassis height 810mm Fahrgestellhöhe 850mm / chassis height 850mm Fahrgestellhöhe 900mm / chassis height 900mm	(32) (78) (20) (21) (22)	20367750				
					131 270 			1629992 20374548 3171962				
					131 595 			20374545 20900497				
					312 706 			20532767 20769819				
							311 656 	Fahrhöhe 231 - 250 mm / ride height 231 - 250 mm Mittelachse bis unterer Rahmenflansch / centerline till lower frame-flange	(39) (79)	20374543 20585556		
							311 657 	Fahrhöhe 151 - 190 mm / ride height 151 - 190 mm Mittelachse bis unterer Rahmenflansch / centerline till lower frame-flange	(34) (79)	20374544 20585555		
									125 646 			1629477

Achtung: Unsere Artikel sind nur als Ersatz für die angegebenen OE-Nummern gültig. In der Spalte "Ref." ist lediglich ein Teil der OE-Nummern aufgeführt. Die vollständige Auflistung aller Vergleichsnummern finden Sie im Anhang.
Attention: The articles are only valid as replacement for the listed OE-numbers. In the column "Ref." only a selection of OE-No. is given. The complete listing you can see in the appendix. (151)


		Baumuster Model						Ref.
--	--	--------------------	---	---	---	--	---	------

VOLVO

FH 12		08.93 -						
FH 12/340, 18 t, Pritsche/Fahrgestell	08.93 -				300 006 	Chass. A544696-> für Fahrgestellhöhe (Fzg.unbeladen) [mm] / For chassis height (vehicle unloaded) [mm]: 810	(112)	20367750
FH 12/340, 26 t, Pritsche/Fahrgestell, 6x2	08.93 -					für Fahrgestellhöhe (Fzg.unbeladen) [mm] / For chassis height (vehicle unloaded) [mm]: 850	(112)	
FH 12/340, 26 t, Pritsche/Fahrgestell, 6x4	08.93 -				300 009 	Chass. A544696->		20374547
FH 12/340, 32 t, 8x2/4	08.93 -				125 510 	Fahrgestellhöhe: Standard / Standard ride height	(23)	1609002
FH 12/340, 32 t, 8x4/4	08.93 -				125 996 	Achsausführung / Axle Version: 4x2, 6x2	(4)	3987959
FH 12/380, 279 kW, 18 t	08.93 -				125 648 	Achsausführung / Axle Version: 6x2, 6x4	(4)	1629485
FH 12/380, 279 kW, 26 t, Pritsche/Fahrgestell, 6x2	08.93 -				131 595 	Achsausführung / Axle Version: 4x2, 6x2, 6x4	(4)	20374545
FH 12/380, 279 kW, 26 t, Pritsche/Fahrgestell, 6x4	08.93 -				131 694 	Achsausführung / Axle Version: 4x2, 6x2, 6x4	(4)	20374546
FH 12/380, 279 kW, 32 t, 8x2/4	08.93 -							
FH 12/380, 279 kW, 32 t, 8x4/4	08.93 -							
FH 12/420, 18 t, Pritsche/Fahrgestell	08.93 -				311 656 	Chass. A291152-> Achsausführung / Axle Version: 4x2 Fahrgestellhöhe: Standard / Standard ride height	(4) (23)	20374543 20585556
FH 12/420, 26 t, Pritsche/Fahrgestell, 6x2	08.93 -				311 657 	Chass. A291152-> Achsausführung / Axle Version: 4x2 für Fahrgestellhöhe (Fzg.unbeladen) [mm] / For chassis height (vehicle unloaded) [mm]: 850	(4) (112)	20374544 20585555
FH 12/420, 26 t, Pritsche/Fahrgestell, 6x4	08.93 -					für Fahrgestellhöhe (Fzg.unbeladen) [mm] / For chassis height (vehicle unloaded) [mm]: 900	(112)	
FH 12/420, 32 t, 8x2/4	08.93 -							
FH 12/420, 32 t, 8x4/4	08.93 -							
FH 12/460, 18 t, Pritsche/Fahrgestell	08.98 -							
FH 12/460, 26 t, Pritsche/Fahrgestell, 6x2	08.98 -				131 008  (x4)	Chass. A291152-> Achsausführung / Axle Version: 6x2 für Fahrgestellhöhe (Fzg.unbeladen) [mm] / For chassis height (vehicle unloaded) [mm]: 850	(4) (112)	1629476
FH 12/460, 26 t, Pritsche/Fahrgestell, 6x4	08.98 -				112 128 	Achsausführung / Axle Version: 6x2	(4)	1598106
FH 12/460, 32 t, 8x2/4	08.98 -				124 915 	Achsausführung / Axle Version: 6x2	(4)	1628189 1629480 1691617 3987960
FH 12/460, 32 t, 8x4/4	08.98 -				124 915 	Achsausführung / Axle Version: 6x2	(4)	1628189 1629480 1691617 3987960
					124 601 	Achsausführung / Axle Version: 6x2 Fahrgestellhöhe: Standard / Standard ride height	(4) (23)	1628103 1629483
					125 645 	Achsausführung / Axle Version: 4x2, 6x2 für Fahrgestellhöhe (Fzg.unbeladen) [mm] / For chassis height (vehicle unloaded) [mm]: 900	(4) (112)	1629484
					310 785 	Achsausführung / Axle Version: 4x2, 6x2 Fahrgestellhöhe: Standard / Standard ride height	(4) (23)	1629482
					124 248 	Achsausführung / Axle Version: 6x4, 8x4 für Fahrzeuge ohne Stabilisator / For vehicles without stabilizer	(4) (117)	1612217 1628359 1629993 21127043
					125 649 	Achsausführung / Axle Version: 6x4, 8x4 Spurweite hinten [mm] / Track Width, rear [mm]: 2500 Spurweite hinten [mm] / Track Width, rear [mm]: 2600	(4) (100) (100)	1629405
					125 649 	Achsausführung / Axle Version: 6x4, 8x4	(4)	1629405
					125 646 	Achsausführung / Axle Version: 4x2, 6x2	(4)	1629477

Achtung: Unsere Artikel sind nur als Ersatz für die angegebenen OE-Nummern gültig. In der Spalte "Ref." ist lediglich ein Teil der OE-Nummern aufgeführt. Die vollständige Auflistung aller Vergleichsnummern finden Sie im Anhang.

Attention: The articles are only valid as replacement for the listed OE-numbers. In the column "Ref." only a selection of OE-No. is given. The complete listing you can see in the appendix. (151)































VOLVO

FH 12		08.93 -						
FH 12/340, 18 t, Pritsche/Fahrgestell	08.93 -			$\frac{0}{1}$	124 601 (x4)	Achsausführung / Axle Version: 6x4, 8x4	(4)	1628103 1629483
FH 12/340, 26 t, Pritsche/Fahrgestell, 6x2	08.93 -							
FH 12/340, 26 t, Pritsche/Fahrgestell, 6x4	08.93 -							
FH 12/340, 32 t, 8x2/4	08.93 -							
FH 12/340, 32 t, 8x4/4	08.93 -							
FH 12/380, 279 kW, 18 t	08.93 -							
FH 12/380, 279 kW, 26 t, Pritsche/Fahrgestell, 6x2	08.93 -							
FH 12/380, 279 kW, 26 t, Pritsche/Fahrgestell, 6x4	08.93 -							
FH 12/380, 279 kW, 32 t, 8x2/4	08.93 -							
FH 12/380, 279 kW, 32 t, 8x4/4	08.93 -							
FH 12/420, 18 t, Pritsche/Fahrgestell	08.93 -							
FH 12/420, 26 t, Pritsche/Fahrgestell, 6x2	08.93 -							
FH 12/420, 26 t, Pritsche/Fahrgestell, 6x4	08.93 -							
FH 12/420, 32 t, 8x2/4	08.93 -							
FH 12/420, 32 t, 8x4/4	08.93 -							
FH 12/460, 18 t, Pritsche/Fahrgestell	08.98 -							
FH 12/460, 26 t, Pritsche/Fahrgestell, 6x2	08.98 -							
FH 12/460, 26 t, Pritsche/Fahrgestell, 6x4	08.98 -							
FH 12/460, 32 t, 8x2/4	08.98 -							
FH 12/460, 32 t, 8x4/4	08.98 -							

Achtung: Unsere Artikel sind nur als Ersatz für die angegebenen OE-Nummern gültig. In der Spalte "Ref." ist lediglich ein Teil der OE-Nummern aufgeführt. Die vollständige Auflistung aller Vergleichsnummern finden Sie im Anhang.
 Attention: The articles are only valid as replacement for the listed OE-numbers. In the column "Ref." only a selection of OE-No. is given. The complete listing you can see in the appendix. (151)


		Baumuster Model						Ref.
--	---	--------------------	---	---	---	---	---	------

VOLVO

FH 12		08.93 -							
FH 12/340, 18 t, Sattelzugmaschine	08.93 -				300 006 	Chass. A544696-> für Fahrgestellhöhe (Fzg.unbeladen) [mm] / For chassis height (vehicle unloaded) [mm]: 810	(112)		20367750
FH 12/340, 25 t	01.95 -								
FH 12/340, 26 t, Sattelzugmaschine, 6x2/2/4	08.93 -					für Fahrgestellhöhe (Fzg.unbeladen) [mm] / For chassis height (vehicle unloaded) [mm]: 850	(112)		
FH 12/340, 26 t, Sattelzugmaschine, 6x4	08.93 -				300 009 	Chass. A544696->			20374547
FH 12/380, 279-280 kW	08.93 -				125 647 	Fahrgestellhöhe: Standard / Standard ride height	(23)		1629481 1629920 3987961
FH 12/380, 279 kW, 25 t	01.95 -								
FH 12/380, 279 kW, 26 t, Sattelzugmaschine, 6x2/2/4	08.93 -				131 270 	Achsausführung / Axle Version: 4x2, 6x2, 6x4 Länderausführung: Australien / Country Version: Australia	(4) (65)		1629992 20374548 3171962
FH 12/380, 279 kW, 26 t, Sattelzugmaschine, 6x4	08.93 -				131 595 	Achsausführung / Axle Version: 4x2, 6x2, 6x4	(4)		20374545 20900497
FH 12/420, 18 t, Sattelzugmaschine	08.93 -				131 694 	Achsausführung / Axle Version: 4x2, 6x2, 6x4	(4)		20374546
FH 12/420, 25 t	01.95 -								
FH 12/420, 26 t, Sattelzugmaschine, 6x2/2/4	08.93 -				311 656 	Chass. A291152-> Achsausführung / Axle Version: 4x2 Fahrgestellhöhe: Standard / Standard ride height	(4) (23)		20374543 20585556
FH 12/420, 26 t, Sattelzugmaschine, 6x4	08.93 -								
FH 12/460, 18 t, Sattelzugmaschine	08.98 -				311 657 	Chass. A291152-> Achsausführung / Axle Version: 4x2 für Fahrgestellhöhe (Fzg.unbeladen) [mm] / For chassis height (vehicle unloaded) [mm]: 850	(4) (112)		20374544 20585555
FH 12/500	09.01 -								
FH 12/460, 25 t	08.98 -								
FH 12/460, 26 t, Sattelzugmaschine, 6x4	08.98 -					für Fahrgestellhöhe (Fzg.unbeladen) [mm] / For chassis height (vehicle unloaded) [mm]: 900	(112)		
FH 12/460, 26 t, Sattelzugmaschine, 6x2/2/4	08.98 -				131 008  (x4)	Chass. A291152-> Achsausführung / Axle Version: 6x2 für Fahrgestellhöhe (Fzg.unbeladen) [mm] / For chassis height (vehicle unloaded) [mm]: 850	(4) (112)		1629476
					112 128 	Achsausführung / Axle Version: 6x2	(4)		1598106
					124 915 	Achsausführung / Axle Version: 6x2	(4)		1628189 1629480 1691617 3987960
					124 915 	Achsausführung / Axle Version: 6x2	(4)		1628189 1629480 1691617 3987960
					124 601 	Achsausführung / Axle Version: 6x2 Fahrgestellhöhe: Standard / Standard ride height	(4) (23)		1628103 1629483
					125 645 	Achsausführung / Axle Version: 4x2, 6x2 für Fahrgestellhöhe (Fzg.unbeladen) [mm] / For chassis height (vehicle unloaded) [mm]: 900	(4) (112)		1629484
					310 785 	Achsausführung / Axle Version: 4x2, 6x2 Fahrgestellhöhe: Standard / Standard ride height	(4) (23)		1629482
					124 248 	Achsausführung / Axle Version: 6x4, 8x4 für Fahrzeuge ohne Stabilisator / For vehicles without stabilizer	(4) (117)		1612217 1628359 1629993 21127043
					125 649 	Achsausführung / Axle Version: 6x4, 8x4 Spurweite hinten [mm] / Track Width, rear [mm]: 2500 Spurweite hinten [mm] / Track Width, rear [mm]: 2600	(4) (100) (100)		1629405
					125 649 	Achsausführung / Axle Version: 6x4, 8x4	(4)		1629405
					125 646 	Achsausführung / Axle Version: 4x2, 6x2	(4)		1629477

Achtung: Unsere Artikel sind nur als Ersatz für die angegebenen OE-Nummern gültig. In der Spalte "Ref." ist lediglich ein Teil der OE-Nummern aufgeführt. Die vollständige Auflistung aller Vergleichsnummern finden Sie im Anhang.

Attention: The articles are only valid as replacement for the listed OE-numbers. In the column "Ref." only a selection of OE-No. is given. The complete listing you can see in the appendix. (151)






































VOLVO

FH 12		08.93 -						
FH 12/340, 18 t, Sattelzugmaschine	08.93 -			$\frac{0}{1}$	124 601 (x4)	Achsausführung / Axle Version: 6x4, 8x4	(4)	1628103 1629483
FH 12/340, 25 t	01.95 -							
FH 12/340, 26 t, Sattelzugmaschine, 6x2/2/4	08.93 -							
FH 12/340, 26 t, Sattelzugmaschine, 6x4	08.93 -							
FH 12/380, 279-280 kW	08.93 -							
FH 12/380, 279 kW, 25 t	01.95 -							
FH 12/380, 279 kW, 26 t, Sattelzugmaschine, 6x2/2/4	08.93 -							
FH 12/380, 279 kW, 26 t, Sattelzugmaschine, 6x4	08.93 -							
FH 12/420, 18 t, Sattelzugmaschine	08.93 -							
FH 12/420, 25 t	01.95 -							
FH 12/420, 26 t, Sattelzugmaschine, 6x2/2/4	08.93 -							
FH 12/420, 26 t, Sattelzugmaschine, 6x4	08.93 -							
FH 12/460, 18 t, Sattelzugmaschine	08.98 -							
FH 12/500	09.01 -							
FH 12/460, 25 t	08.98 -							
FH 12/460, 26 t, Sattelzugmaschine, 6x4	08.98 -							
FH 12/460, 26 t, Sattelzugmaschine, 6x2/2/4	08.98 -							

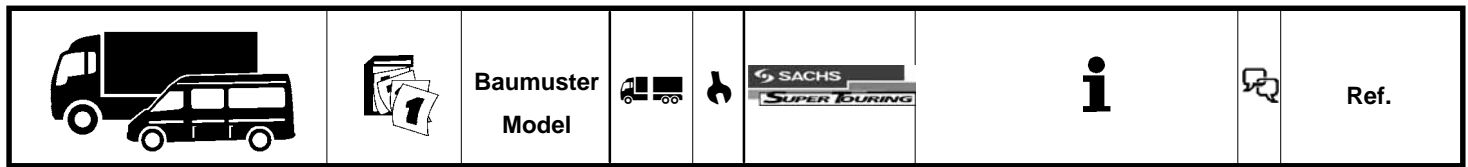
Achtung: Unsere Artikel sind nur als Ersatz für die angegebenen OE-Nummern gültig. In der Spalte "Ref." ist lediglich ein Teil der OE-Nummern aufgeführt. Die vollständige Auflistung aller Vergleichsnummern finden Sie im Anhang.
 Attention: The articles are only valid as replacement for the listed OE-numbers. In the column "Ref." only a selection of OE-No. is given. The complete listing you can see in the appendix. (151)

		Baumuster Model						Ref.
--	--	--------------------	---	---	---	--	---	------

VOLVO

FH 12		08.93 -											
FH 12/340, 26 t, Kipper FH 12/380, 279 kW, 26 t, Kipper FH 12/420, 26 t, Kipper FH 12/460, 26 t, Kipper	08.93 -					300 006	Chass. A544696-> für Fahrgestellhöhe (Fzg.unbeladen) [mm] / For chassis height (vehicle unloaded) [mm]: 810	(112)	20367750				
	08.93 -					300 009	Chass. A544696->			20374547			
	08.93 -					08.98 -			131 595	Achsausführung / Axle Version: 4x2, 6x2, 6x4	(4)	20374545 20900497	
									131 694	Achsausführung / Axle Version: 4x2, 6x2, 6x4	(4)	20374546	
						08.98 -				311 656	Chass. A291152-> Achsausführung / Axle Version: 4x2 Fahrgestellhöhe: Standard / Standard ride height	(4) (23)	20374543 20585556
										311 657	Chass. A291152-> Achsausführung / Axle Version: 4x2 für Fahrgestellhöhe (Fzg.unbeladen) [mm] / For chassis height (vehicle unloaded) [mm]: 850 für Fahrgestellhöhe (Fzg.unbeladen) [mm] / For chassis height (vehicle unloaded) [mm]: 900	(4) (112) (112)	20374544 20585555
										131 008 (x4)	Chass. A291152-> Achsausführung / Axle Version: 6x2 für Fahrgestellhöhe (Fzg.unbeladen) [mm] / For chassis height (vehicle unloaded) [mm]: 850	(4) (112)	1629476
												112 128	Achsausführung / Axle Version: 6x2
									124 915			Achsausführung / Axle Version: 6x2	(4)
											124 915	Achsausführung / Axle Version: 6x2	(4)
												124 601	Achsausführung / Axle Version: 6x2 Fahrgestellhöhe: Standard / Standard ride height
												125 645	Achsausführung / Axle Version: 4x2, 6x2 für Fahrgestellhöhe (Fzg.unbeladen) [mm] / For chassis height (vehicle unloaded) [mm]: 900
											310 785	Achsausführung / Axle Version: 4x2, 6x2 Fahrgestellhöhe: Standard / Standard ride height	(4) (23)
											124 248	Achsausführung / Axle Version: 6x4, 8x4 für Fahrzeuge ohne Stabilisator / For vehicles without stabilizer	(4) (117)
											125 649	Achsausführung / Axle Version: 6x4, 8x4 Spurweite hinten [mm] / Track Width, rear [mm]: 2500 Spurweite hinten [mm] / Track Width, rear [mm]: 2600	(4) (100) (100)
											125 649	Achsausführung / Axle Version: 6x4, 8x4	(4)
											125 646	Achsausführung / Axle Version: 4x2, 6x2	(4)
												124 601 (x4)	Achsausführung / Axle Version: 6x4, 8x4

Achtung: Unsere Artikel sind nur als Ersatz für die angegebenen OE-Nummern gültig. In der Spalte "Ref." ist lediglich ein Teil der OE-Nummern aufgeführt. Die vollständige Auflistung aller Vergleichsnummern finden Sie im Anhang.
 Attention: The articles are only valid as replacement for the listed OE-numbers. In the column "Ref." only a selection of OE-No. is given. The complete listing you can see in the appendix. (151)










































VOLVO

FH 16		08.93 -							
FH 16/470 6x4, Sattelzugmaschine FH 16/470 4x2, Sattelzugmaschine FH 16/470 6x2/2/4 FH 16/520, 18 t, Sattelzugmaschine FH 16/520, 26 t, Sattelzugmaschine, 6x2/2/4 FH 16/520, 26 t, Sattelzugmaschine, 6x4	08.93 -				125 510	Chass. A291152->		1609002 20766061	
	08.93 -				125 647			1629481 1629920 3987961	
	08.93 -					125 996	Pritsche / Flatbed Achsauführung / Axle Version: 4x2, 6x2	(86) (4)	3987959
	08.93 - 12.02					125 648	Achsauführung / Axle Version: 6x2, 6x4 Pritsche / Flatbed	(4)	1629485 3987958
	08.93 - 12.02					131 270	Achsauführung / Axle Version: 4x2, 6x2, 6x4 Länderausführung: Australien / Country Version: Australia	(4) (65)	1629992 20374548 3171962
	08.93 - 12.02					131 595	Achsauführung / Axle Version: 4x2, 6x2, 6x4	(4)	20374545 20900497
	08.93 - 12.02					131 694	Achsauführung / Axle Version: 4x2, 6x2, 6x4	(4)	20374546
							124 248	Achsauführung / Axle Version: 4x2, 6x2 Länderausführung: Australien / Country Version: Australia	(4) (65)
						112 128	Achsauführung / Axle Version: 6x2	(4)	1598106
						124 915	Achsauführung / Axle Version: 6x2	(4)	1628189 1629480 1691617 3987960
						124 915	Achsauführung / Axle Version: 6x2	(4)	1628189 1629480 1691617 3987960
						124 601	Achsauführung / Axle Version: 6x2 Fahrgestellhöhe: Standard / Standard ride height	(4) (23)	1628103 1629483
						125 645	Achsauführung / Axle Version: 4x2, 6x2 für Fahrgerstellhöhe (Fzg.unbeladen) [mm] / For chassis height (vehicle unloaded) [mm]: 900	(4) (112)	1629484
						131 008	Achsauführung / Axle Version: 4x2 für Fahrgerstellhöhe (Fzg.unbeladen) [mm] / For chassis height (vehicle unloaded) [mm]: 850	(4) (112)	1629476
					310 785	Achsauführung / Axle Version: 4x2, 6x2 Fahrgerstellhöhe: Standard / Standard ride height	(4) (23)	1629482	
				124 248	Achsauführung / Axle Version: 6x4, 8x4 für Fahrzeuge ohne Stabilisator / For vehicles without stabilizer	(4) (117)	1612217 1628359 1629993 21127043		
				125 649	Achsauführung / Axle Version: 6x4, 8x4 Spurweite hinten [mm] / Track Width, rear [mm]: 2500 Spurweite hinten [mm] / Track Width, rear [mm]: 2600	(4) (100) (100)	1629405		
				125 649	Achsauführung / Axle Version: 6x4, 8x4	(4)	1629405		
				125 646	Achsauführung / Axle Version: 4x2, 6x2	(4)	1629477		
				124 601	Achsauführung / Axle Version: 6x4, 8x4	(4)	1628103 1629483		

Achtung: Unsere Artikel sind nur als Ersatz für die angegebenen OE-Nummern gültig. In der Spalte "Ref." ist lediglich ein Teil der OE-Nummern aufgeführt. Die vollständige Auflistung aller Vergleichsnummern finden Sie im Anhang.
 Attention: The articles are only valid as replacement for the listed OE-numbers. In the column "Ref." only a selection of OE-No. is given. The complete listing you can see in the appendix. (151)

		Baumuster Model						Ref.
--	--	--------------------	---	---	---	--	---	------

VOLVO

















FH 16		08.93 -						
FH 16/470 4x2, Pritsche/Fahrgestell FH 16/470 6x2, 25 t FH 16/470 6x2, 26 t FH 16/470 6x4, Pritsche/Fahrgestell FH 16/520, 18 t, Pritsche/Fahrgestell FH 16/520, 25 t FH 16/520, 26 t, Pritsche/Fahrgestell, 6x2 FH 16/520, 26 t, Pritsche/Fahrgestell, 6x4	08.93 -				125 510 	Chass. A291152->		1609002 20766061
	01.95 -				125 647 			1629481 1629920 3987961
	08.93 -				125 996 	Pritsche / Flatbed Achsauführung / Axle Version: 4x2, 6x2	(86) (4)	3987959
	08.93 -				125 648 	Achsauführung / Axle Version: 6x2, 6x4	(4)	1629485 3987958
	08.93 - 12.02				131 595 	Pritsche / Flatbed Achsauführung / Axle Version: 4x2, 6x2, 6x4	(86) (4)	20374545 20900497
	08.93 - 12.02				131 694 	Achsauführung / Axle Version: 4x2, 6x2, 6x4	(4)	20374546
	08.93 - 12.02				124 248 	Achsauführung / Axle Version: 4x2, 6x2 Länderausführung: Australien / Country Version: Australia	(4) (65)	1612217 1628359 1629993 21127043
					112 128 	Achsauführung / Axle Version: 6x2	(4)	1598106
					124 915 	Achsauführung / Axle Version: 6x2	(4)	1628189 1629480 1691617 3987960
					124 915 	Achsauführung / Axle Version: 6x2	(4)	1628189 1629480 1691617 3987960
					124 601 	Achsauführung / Axle Version: 6x2 Fahrgestellhöhe: Standard / Standard ride height	(4) (23)	1628103 1629483
					125 645 	Achsauführung / Axle Version: 4x2, 6x2 für Fahrgestellhöhe (Fzg.unbeladen) [mm] / For chassis height (vehicle unloaded) [mm]: 900	(4) (112)	1629484
					131 008 	Achsauführung / Axle Version: 4x2 für Fahrgestellhöhe (Fzg.unbeladen) [mm] / For chassis height (vehicle unloaded) [mm]: 850	(4) (112)	1629476
					310 785 	Achsauführung / Axle Version: 4x2, 6x2 Fahrgestellhöhe: Standard / Standard ride height	(4) (23)	1629482
					124 248 	Achsauführung / Axle Version: 6x4, 8x4 für Fahrzeuge ohne Stabilisator / For vehicles without stabilizer	(4) (117)	1612217 1628359 1629993 21127043
					125 649 	Achsauführung / Axle Version: 6x4, 8x4 Spurweite hinten [mm] / Track Width, rear [mm]: 2500 Spurweite hinten [mm] / Track Width, rear [mm]: 2600	(4) (100) (100)	1629405
					125 649 	Achsauführung / Axle Version: 6x4, 8x4	(4)	1629405
		125 646 	Achsauführung / Axle Version: 4x2, 6x2	(4)	1629477			
		124 601  (x4)	Achsauführung / Axle Version: 6x4, 8x4	(4)	1628103 1629483			

Achtung: Unsere Artikel sind nur als Ersatz für die angegebenen OE-Nummern gültig. In der Spalte "Ref." ist lediglich ein Teil der OE-Nummern aufgeführt. Die vollständige Auflistung aller Vergleichsnummern finden Sie im Anhang.

Attention: The articles are only valid as replacement for the listed OE-numbers. In the column "Ref." only a selection of OE-No. is given. The complete listing you can see in the appendix. (151)

		Baumuster Model						Ref.
--	---	--------------------	---	---	---	---	---	------















VOLVO

FH 16		08.93 -							
FH 16/540, FH 16/550, 20,1 t	01.03 -				131 595 			20374545	
					300 009 			20900497	
					311 656 	Fahrhöhe 231 - 250 mm / ride height 231 - 250 mm Mittelachse bis unterer Rahmenflansch / centerline till lower frame-flange	(39) (79)	20374543 20585556	
					311 657 	Fahrgestellhöhe 850mm / chassis height 850mm Fahrgestellhöhe 900mm / chassis height 900mm Fahrhöhe 151 - 190 mm / ride height 151 - 190 mm Mittelachse bis unterer Rahmenflansch / centerline till lower frame-flange	(21) (22) (34) (79)	20374544 20585555	
					311 658 	Fahrgestellhöhe 810mm / chassis height 810mm Fahrhöhe 131 - 150 mm / ride height 131 - 150 mm Mittelachse bis unterer Rahmenflansch / centerline till lower frame-flange	(20) (33) (79)	20399048	
FH 16/540, FH 16/550, 21 t FH 16/580, 21 t FH 16/610, 21 t FH 16/660, 18 t, Pritsche/Fahrgestell	01.03 - 09.06 - 01.03 - 09.06 -				125 510 	Fahrgestellhöhe 810mm / chassis height 810mm Fahrgestellhöhe 850mm / chassis height 850mm Fahrgestellhöhe 900mm / chassis height 900mm Fahrhöhe 186 - 245 mm / ride height 186 - 245 mm Mittelachse bis unterer Radflansch / central axis to bottom wheel flange	(20) (21) (22) (37) (78)	1609002 20766061	
					131 595 			20374545 20900497	
					131 694 			20374546	
					300 009 			20374547	
					311 658 	Fahrgestellhöhe 810mm / chassis height 810mm Fahrhöhe 131 - 150 mm / ride height 131 - 150 mm Mittelachse bis unterer Rahmenflansch / centerline till lower frame-flange	(20) (33) (79)	20399048	
					311 659 	Fahrhöhe 151 - 190 mm / ride height 151 - 190 mm Mittelachse bis unterer Rahmenflansch / centerline till lower frame-flange	(34) (79)	20766062	
					311 660 	Fahrhöhe 231 - 250 mm / ride height 231 - 250 mm Mittelachse bis unterer Rahmenflansch / centerline till lower frame-flange	(39) (79)	20766063	

Achtung: Unsere Artikel sind nur als Ersatz für die angegebenen OE-Nummern gültig. In der Spalte "Ref." ist lediglich ein Teil der OE-Nummern aufgeführt. Die vollständige Auflistung aller Vergleichsnummern finden Sie im Anhang.
Attention: The articles are only valid as replacement for the listed OE-numbers. In the column "Ref." only a selection of OE-No. is given. The complete listing you can see in the appendix. (151)

		Baumuster Model						Ref.
--	--	--------------------	---	---	---	--	---	------

VOLVO












FH 16		08.93 -									
FH 16/540, FH 16/550, 27 t FH 16/580, 27 t, Pritsche/Fahrgestell FH 16/610, 27 t FH 16/660, 26 t, Pritsche/Fahrgestell	01.03 -				125 510 	Fahrgestellhöhe 810mm / chassis height 810mm	(20)	1609002			
	09.06 -					Fahrgestellhöhe 850mm / chassis height 850mm	(21)	20766061			
	01.03 -					Fahrgestellhöhe 900mm / chassis height 900mm	(22)				
	09.06 -					Fahrhöhe 186 - 245 mm / ride height 186 - 245 mm	(37)				
						Mittelachse bis unterer Radflansch / central axis to bottom wheel flange	(78)				
						131 595 		20374545			
						131 694 		20374546			
						300 009 		20374547			
								124 915 	Vorlaufachse / Leading Axle	(103)	1628189
	Fahrhöhe 231 - 250 mm / ride height 231 - 250 mm								(39)	1629480	
	Mittelachse bis unterer Rahmenflansch / centerline till lower frame-flange								(79)	1691617	
										3987960	
125 996 		3987959									
Vorlaufachse / Leading Axle	(103)										
Fahrhöhe 171 - 190 mm / ride height 171 - 190 mm	(35)										
Mittelachse bis unterer Rahmenflansch / centerline till lower frame-flange	(79)										
niedriger Rahmen / lower frame	(137)										
311 659 		20766062									
Vorlaufachse / Leading Axle	(103)										
Fahrhöhe 171 - 190 mm / ride height 171 - 190 mm	(35)										
Mittelachse bis unterer Rahmenflansch / centerline till lower frame-flange	(79)										
311 660 		20766063									
Vorlaufachse / Leading Axle	(103)										
Fahrhöhe 231 - 250 mm / ride height 231 - 250 mm	(39)										
Mittelachse bis unterer Rahmenflansch / centerline till lower frame-flange	(79)										
311 659 		20766062									
Fahrhöhe 151 - 190 mm / ride height 151 - 190 mm	(34)										
Mittelachse bis unterer Rahmenflansch / centerline till lower frame-flange	(79)										
311 660 		20766063									
Fahrhöhe 231 - 250 mm / ride height 231 - 250 mm	(39)										
Mittelachse bis unterer Rahmenflansch / centerline till lower frame-flange	(79)										

Achtung: Unsere Artikel sind nur als Ersatz für die angegebenen OE-Nummern gültig. In der Spalte "Ref." ist lediglich ein Teil der OE-Nummern aufgeführt. Die vollständige Auflistung aller Vergleichsnummern finden Sie im Anhang.

Attention: The articles are only valid as replacement for the listed OE-numbers. In the column "Ref." only a selection of OE-No. is given. The complete listing you can see in the appendix. (151)

		Baumuster Model						Ref.
--	---	--------------------	---	---	---	---	---	------



VOLVO

FH 16		08.93 -							
FH 16/580, 18 t FH 16/610, 18 t FH 16/660, 18 t, Sattelzugmaschine	09.06 -			o o	125 647 	Fahrgestellhöhe 810mm / chassis height 810mm	(20)	1629481	
	01.03 -					Fahrgestellhöhe 850mm / chassis height 850mm	(21)	1629920	
	09.06 -					Fahrhöhe 186 - 245 mm / ride height 186 - 245 mm	(37)	3987961	
						Mittelachse bis unterer Radflansch / central axis to bottom wheel flange	(78)		
						300 006 	Fahrgestellhöhe 810mm / chassis height 810mm	(20)	20367750
						Fahrgestellhöhe 850mm / chassis height 850mm	(21)		
						Fahrgestellhöhe 900mm / chassis height 900mm	(22)		
						Fahrhöhe 106 - 115 mm / ride height 106 - 115 mm	(32)		
						Mittelachse bis unterer Radflansch / central axis to bottom wheel flange	(78)		
						131 270 			1629992
									20374548
									3171962
						131 595 			20374545
									20900497
	300 009 			20374547					
	312 706 			20532767					
				20769819					
				o o	311 656 	Fahrhöhe 231 - 250 mm / ride height 231 - 250 mm	(39)	20374543	
						Mittelachse bis unterer Rahmenflansch / centerline till lower frame-flange	(79)	20585556	
					311 657 	Fahrgestellhöhe 850mm / chassis height 850mm	(21)	20374544	
						Fahrgestellhöhe 900mm / chassis height 900mm	(22)	20585555	
						Fahrhöhe 151 - 190 mm / ride height 151 - 190 mm	(34)		
						Mittelachse bis unterer Rahmenflansch / centerline till lower frame-flange	(79)		
					311 658 	Fahrgestellhöhe 810mm / chassis height 810mm	(20)	20399048	
						Fahrhöhe 131 - 150 mm / ride height 131 - 150 mm	(33)		
						Mittelachse bis unterer Rahmenflansch / centerline till lower frame-flange	(79)		

Achtung: Unsere Artikel sind nur als Ersatz für die angegebenen OE-Nummern gültig. In der Spalte "Ref." ist lediglich ein Teil der OE-Nummern aufgeführt. Die vollständige Auflistung aller Vergleichsnummern finden Sie im Anhang.
Attention: The articles are only valid as replacement for the listed OE-numbers. In the column "Ref." only a selection of OE-No. is given. The complete listing you can see in the appendix. (151)

		Baumuster Model						Ref.
--	--	--------------------	---	---	---	--	---	------

VOLVO





















FH 16		08.93 -									
FH 16/540, FH 16/550, 26 t FH 16/610, 26 t FH 16/660, 26 t, Sattelzugmaschine	01.03 -			○○	125 647 ≡	Fahrgestellhöhe 810mm / chassis height 810mm	(20)	1629481			
	01.03 -					Fahrgestellhöhe 850mm / chassis height 850mm	(21)	1629920			
	09.06 -					Fahrhöhe 186 - 245 mm / ride height 186 - 245 mm	(37)	3987961			
						Mittelachse bis unterer Radflansch / central axis to bottom wheel flange	(78)				
						300 006 ≡	Fahrgestellhöhe 810mm / chassis height 810mm	(20)	20367750		
						Fahrgestellhöhe 850mm / chassis height 850mm	(21)				
						Fahrgestellhöhe 900mm / chassis height 900mm	(22)				
	Fahrhöhe 106 - 115 mm / ride height 106 - 115 mm				(32)						
	Mittelachse bis unterer Radflansch / central axis to bottom wheel flange				(78)						
								131 270 ⤴			1629992
								131 595 ⤴			20374545
								300 009 ⤴			20900497
								312 706 ⤴			20374547
											20532767
							20769819				
				○○	124 915 ≡	Vorlaufachse / Leading Axle Achsausführung / Axle Version: 6x2 Fahrhöhe 231 - 250 mm / ride height 231 - 250 mm	(103) (4) (39)	1628189			
						Mittelachse bis unterer Rahmenflansch / centerline till lower frame-flange	(79)	1629480			
					125 996 ≡	Vorlaufachse / Leading Axle Achsausführung / Axle Version: 6x2 Fahrhöhe 171 - 190 mm / ride height 171 - 190 mm	(103) (4) (35)	1691617			
						Mittelachse bis unterer Rahmenflansch / centerline till lower frame-flange	(79)	3987959			
						niedriger Rahmen / lower frame	(137)				
					311 656 ≡	Vorlaufachse / Leading Axle Achsausführung / Axle Version: 6x2 Fahrhöhe 231 - 250 mm / ride height 231 - 250 mm	(103) (4) (39)	20374543			
						Mittelachse bis unterer Rahmenflansch / centerline till lower frame-flange	(79)	20585556			
					311 657 ≡	Vorlaufachse / Leading Axle Achsausführung / Axle Version: 6x2 Fahrhöhe 171 - 190 mm / ride height 171 - 190 mm	(103) (4) (35)	20374544			
						Mittelachse bis unterer Rahmenflansch / centerline till lower frame-flange	(79)	20585555			
				○○	311 656 ≡	Achsausführung / Axle Version: 6x2 Fahrhöhe 231 - 250 mm / ride height 231 - 250 mm	(4) (39)	20374543			
						Mittelachse bis unterer Rahmenflansch / centerline till lower frame-flange	(79)	20585556			
					311 657 ≡	Achsausführung / Axle Version: 6x2 Fahrhöhe 151 - 190 mm / ride height 151 - 190 mm	(4) (34)	20374544			
						Mittelachse bis unterer Rahmenflansch / centerline till lower frame-flange	(79)	20585555			

Achtung: Unsere Artikel sind nur als Ersatz für die angegebenen OE-Nummern gültig. In der Spalte "Ref." ist lediglich ein Teil der OE-Nummern aufgeführt. Die vollständige Auflistung aller Vergleichsnummern finden Sie im Anhang.

Attention: The articles are only valid as replacement for the listed OE-numbers. In the column "Ref." only a selection of OE-No. is given. The complete listing you can see in the appendix. (151)

		Baumuster Model						Ref.
--	--	--------------------	---	---	---	--	---	------



VOLVO

FH 16		08.93 -							
FH 16/540, FH 16/550, 28 t FH 16/580, 28 t, Sattelzugmaschine FH 16/660, 25 t	01.03 -				125 647 	Fahrgestellhöhe 810mm / chassis height 810mm	(20)	1629481	
	09.06 -					Fahrgestellhöhe 850mm / chassis height 850mm	(21)	1629920	
	09.06 -					Fahrhöhe 186 - 245 mm / ride height 186 - 245 mm	(37)	3987961	
						Mittelachse bis unterer Radflansch / central axis to bottom wheel flange	(78)		
						300 006 	Fahrgestellhöhe 810mm / chassis height 810mm	(20)	20367750
						Fahrgestellhöhe 850mm / chassis height 850mm	(21)		
						Fahrgestellhöhe 900mm / chassis height 900mm	(22)		
						Fahrhöhe 106 - 115 mm / ride height 106 - 115 mm	(32)		
						Mittelachse bis unterer Radflansch / central axis to bottom wheel flange	(78)		
						131 270 			1629992
									20374548
									3171962
						131 595 			20374545
									20900497
	300 009 			20374547					
	312 706 			20532767					
				20769819					
				311 656 	Achsausführung / Axle Version: 6x4	(4)	20374543		
	Achsausführung / Axle Version: 8x4				(4)	20585556			
	Fahrhöhe 231 - 270 mm / ride height 231 - 270 mm				(40)				
	Mittelachse bis unterer Rahmenflansch / centerline till lower frame-flange				(79)				
				311 657 	Achsausführung / Axle Version: 6x4	(4)	20374544		
	Achsausführung / Axle Version: 8x4				(4)	20585555			
	Fahrhöhe 151 - 190 mm / ride height 151 - 190 mm				(34)				
	Mittelachse bis unterer Rahmenflansch / centerline till lower frame-flange	(79)							
				124 248 	ohne Stabilisator an der Hinterachse / without stabilizer on rear axle	(141)	1612217		
						1628359			
				125 649 			1629993		
						21127043			
					mit Stabilisator an der Hinterachse / with stabilizer on the rear axle	(126)	1629405		

Achtung: Unsere Artikel sind nur als Ersatz für die angegebenen OE-Nummern gültig. In der Spalte "Ref." ist lediglich ein Teil der OE-Nummern aufgeführt. Die vollständige Auflistung aller Vergleichsnummern finden Sie im Anhang.
Attention: The articles are only valid as replacement for the listed OE-numbers. In the column "Ref." only a selection of OE-No. is given. The complete listing you can see in the appendix. (151)

		Baumuster Model						Ref.
--	--	--------------------	---	---	---	--	---	------

VOLVO
























FH 16		08.93 -						
FH 16/580, 27 t, Sattelzugmaschine	09.06 -			○○	125 647 ≡	Fahrgestellhöhe 810mm / chassis height 810mm Fahrgestellhöhe 850mm / chassis height 850mm Fahrhöhe 186 - 245 mm / ride height 186 - 245 mm Mittelachse bis unterer Radflansch / central axis to bottom wheel flange	(20) (21) (37) (78)	1629481 1629920 3987961
					300 006 ≡	Fahrgestellhöhe 810mm / chassis height 810mm Fahrgestellhöhe 850mm / chassis height 850mm Fahrgestellhöhe 900mm / chassis height 900mm Fahrhöhe 106 - 115 mm / ride height 106 - 115 mm Mittelachse bis unterer Radflansch / central axis to bottom wheel flange	(20) (21) (22) (32) (78)	20367750
					131 270 ⤴			1629992 20374548 3171962
					131 595 ⤴			20374545 20900497
					300 009 ⤴			20374547
					312 706 ⤴			20532767 20769819
						○○	124 915 ≡	Vorlaufachse / Leading Axle Fahrhöhe 231 - 250 mm / ride height 231 - 250 mm Mittelachse bis unterer Rahmenflansch / centerline till lower frame-flange
			125 996 ≡	Vorlaufachse / Leading Axle Fahrhöhe 171 - 190 mm / ride height 171 - 190 mm Mittelachse bis unterer Rahmenflansch / centerline till lower frame-flange niedriger Rahmen / lower frame	(103) (35) (79) (137)		3987959	
			311 656 ≡	Vorlaufachse / Leading Axle Fahrhöhe 231 - 250 mm / ride height 231 - 250 mm Mittelachse bis unterer Rahmenflansch / centerline till lower frame-flange	(103) (39) (79)		20374543 20585556	
			311 657 ≡	Vorlaufachse / Leading Axle Fahrhöhe 171 - 190 mm / ride height 171 - 190 mm Mittelachse bis unterer Rahmenflansch / centerline till lower frame-flange	(103) (35) (79)		20374544 20585555	
			311 656 ≡	Fahrhöhe 231 - 250 mm / ride height 231 - 250 mm Mittelachse bis unterer Rahmenflansch / centerline till lower frame-flange	(39) (79)		20374543 20585556	
			311 657 ≡	Fahrhöhe 151 - 190 mm / ride height 151 - 190 mm Mittelachse bis unterer Rahmenflansch / centerline till lower frame-flange	(34) (79)		20374544 20585555	
				○○				

Achtung: Unsere Artikel sind nur als Ersatz für die angegebenen OE-Nummern gültig. In der Spalte "Ref." ist lediglich ein Teil der OE-Nummern aufgeführt. Die vollständige Auflistung aller Vergleichsnummern finden Sie im Anhang.

Attention: The articles are only valid as replacement for the listed OE-numbers. In the column "Ref." only a selection of OE-No. is given. The complete listing you can see in the appendix. (151)

		Baumuster Model						Ref.
--	--	--------------------	---	---	---	--	---	------





VOLVO

FH 16		08.93 -												
FH 16/540, FH 16/550, 29,1 t FH 16/580, 28 t, Pritsche/Fahrgestell FH 16/540, FH 16/550, 37 t FH 16/580, 37 t FH 16/610, 29 t FH 16/610, 37 t FH 16/660, 37 t	01.03 -				125 510 	Fahrgestellhöhe 810mm / chassis height 810mm Fahrgestellhöhe 850mm / chassis height 850mm Fahrgestellhöhe 900mm / chassis height 900mm Fahrhöhe 186 - 245 mm / ride height 186 - 245 mm Mittelachse bis unterer Radflansch / central axis to bottom wheel flange	(20)	1609002 20766061						
	09.06 -						(21)							
	01.03 -						(22)							
	09.06 -						(37)							
	01.03 -						(78)							
	01.03 -								131 595 		20374545 20900497			
	09.06 -								131 694 		20374546			
									300 009 		20374547			
											311 659 	Achsausführung / Axle Version: 6x4 Achsausführung / Axle Version: 8x4 Fahrhöhe 151 - 190 mm / ride height 151 - 190 mm Mittelachse bis unterer Rahmenflansch / centerline till lower frame-flange	(4)	20766062
							(4)							
	(34)													
	(79)													
				311 660 	Achsausführung / Axle Version: 6x4 Achsausführung / Axle Version: 8x4 Fahrhöhe 231 - 250 mm / ride height 231 - 250 mm Mittelachse bis unterer Rahmenflansch / centerline till lower frame-flange	(4)	20766063							
	(4)													
				124 248 	ohne Stabilisator an der Hinterachse / without stabilizer on rear axle	(141)	1612217 1628359 1629993 21127043							
						125 649 		mit Stabilisator an der Hinterachse / with stabilizer on the rear axle	(126)	1629405				
FH 16/540, FH 16/550, 35 t FH 16/580, 35 t FH 16/610, 35 t FH 16/660, 35 t	01.03 -				125 510 	Fahrgestellhöhe 810mm / chassis height 810mm Fahrgestellhöhe 850mm / chassis height 850mm Fahrgestellhöhe 900mm / chassis height 900mm Fahrhöhe 186 - 245 mm / ride height 186 - 245 mm Mittelachse bis unterer Radflansch / central axis to bottom wheel flange	(20)	1609002 20766061						
	09.06 -						(21)							
	01.03 -						(22)							
	09.06 -						(37)							
				131 694 			20374546							
						300 009 			20374547					

Achtung: Unsere Artikel sind nur als Ersatz für die angegebenen OE-Nummern gültig. In der Spalte "Ref." ist lediglich ein Teil der OE-Nummern aufgeführt. Die vollständige Auflistung aller Vergleichsnummern finden Sie im Anhang.
 Attention: The articles are only valid as replacement for the listed OE-numbers. In the column "Ref." only a selection of OE-No. is given. The complete listing you can see in the appendix. (151)

		Baumuster Model						Ref.
--	--	--------------------	---	---	---	--	---	------

VOLVO










FH 16		08.93 -							
FH 16/610, 28 t	01.03 -			o o	125 647 ≡	Fahrgestellhöhe 810mm / chassis height 810mm	(20)	1629481	
						Fahrgestellhöhe 850mm / chassis height 850mm	(21)	1629920	
						Fahrhöhe 186 - 245 mm / ride height 186 - 245 mm	(37)	3987961	
						Mittelachse bis unterer Radflansch / central axis to bottom wheel flange	(78)		
						300 006 ≡	Fahrgestellhöhe 810mm / chassis height 810mm	(20)	20367750
						Fahrgestellhöhe 850mm / chassis height 850mm	(21)		
						Fahrgestellhöhe 900mm / chassis height 900mm	(22)		
			Fahrhöhe 106 - 115 mm / ride height 106 - 115 mm	(32)					
			Mittelachse bis unterer Radflansch / central axis to bottom wheel flange	(78)					
			131 270 ⤴			1629992			
						20374548			
						3171962			
			131 595 ⤴			20374545			
						20900497			
300 009 ⤴			20374547						
312 706 ⤴			20532767						
			20769819						
				o o	311 656 ≡	Vorlaufachse / Leading Axle	(103)	20374543	
						Achsausführung / Axle Version: 6x2	(4)	20585556	
					Fahrhöhe 231 - 250 mm / ride height 231 - 250 mm	(39)			
					Mittelachse bis unterer Rahmenflansch / centerline till lower frame-flange	(79)			
					311 657 ≡	Vorlaufachse / Leading Axle	(103)	20374544	
					Achsausführung / Axle Version: 6x2	(4)	20585555		
Fahrhöhe 171 - 190 mm / ride height 171 - 190 mm	(35)								
Mittelachse bis unterer Rahmenflansch / centerline till lower frame-flange	(79)								
311 656 ≡	Achsausführung / Axle Version: 6x2	(4)	20374543						
Fahrhöhe 231 - 250 mm / ride height 231 - 250 mm	(39)	20585556							
Mittelachse bis unterer Rahmenflansch / centerline till lower frame-flange	(79)								
311 657 ≡	Achsausführung / Axle Version: 6x2	(4)	20374544						
Fahrhöhe 151 - 190 mm / ride height 151 - 190 mm	(34)	20585555							
Mittelachse bis unterer Rahmenflansch / centerline till lower frame-flange	(79)								
FH 16/660, 34 t	09.06 -			o o	125 510 ≡	Fahrgestellhöhe 810mm / chassis height 810mm	(20)	1609002	
						Fahrgestellhöhe 850mm / chassis height 850mm	(21)	20766061	
						Fahrgestellhöhe 900mm / chassis height 900mm	(22)		
						Fahrhöhe 186 - 245 mm / ride height 186 - 245 mm	(37)		
			Mittelachse bis unterer Radflansch / central axis to bottom wheel flange	(78)					
			131 595 ⤴			20374545			
						20900497			
			131 694 ⤴			20374546			
300 009 ⤴			20374547						
				o i	124 248 ⤴	ohne Stabilisator an der Hinterachse / without stabilizer on rear axle	(141)	1612217	
								1628359	
								1629993	
								21127043	
					125 649 ⤴	mit Stabilisator an der Hinterachse / with stabilizer on the rear axle	(126)	1629405	












Achtung: Unsere Artikel sind nur als Ersatz für die angegebenen OE-Nummern gültig. In der Spalte "Ref." ist lediglich ein Teil der OE-Nummern aufgeführt. Die vollständige Auflistung aller Vergleichsnummern finden Sie im Anhang.

Attention: The articles are only valid as replacement for the listed OE-numbers. In the column "Ref." only a selection of OE-No. is given. The complete listing you can see in the appendix. (151)

		Baumuster Model						Ref.
--	--	--------------------	---	---	---	--	---	------

VOLVO





























FL		03.00 -						
FL 180	06.00 -				125 996 			3987959
FL 205G	06.00 -				311 657 	Achsausführung / Axle Version: 6x2	(4)	20374544 20585555
FL 220	06.00 -				124 248 	Achsausführung / Axle Version: 6x4 für Fahrzeuge ohne Stabilisator / For vehicles without stabilizer	(4) (117)	1612217 1628359 1629993 21127043
FL 250	06.00 -					125 649 	Achsausführung / Axle Version: 6x4	(4)
					125 646 			1629477

FL 6		09.85 - 03.00										
FL 612, 131-132 kW	09.85 - 12.99				290 488			6775411 6775412				
FL 612, 154 kW, 11,99 t	11.91 - 12.99							290 488		6775411 6775412		
FL 612, 154 kW, 12 t	11.91 - 12.99								131 279 		6794746	
FL 612, 169 kW	12.95 - 12.99											
FL 612, 184 kW	12.95 - 12.99											
FL 612, 132 kW	09.85 - 12.99				131 279 			6775411 6775412				
FL 614, 131-132 kW, Pritsche/Fahrgestell	09.85 - 03.00									6794746		
FL 614, 131-132 kW, Sattelzugmaschine	09.85 - 03.00											
FL 614, 132 kW	12.95 - 03.00											
FL 614, 150-154 kW	09.85 - 03.00											
FL 614, 154 kW, Kipper	12.95 - 03.00											
FL 614, 154 kW, Sattelzugmaschine	12.95 - 03.00											
FL 614, 169 kW, Pritsche/Fahrgestell	12.95 - 03.00											
FL 614, 169 kW, Kipper	12.95 - 03.00											
FL 614, 169 kW, Sattelzugmaschine	12.95 - 03.00											
FL 614, 184 kW, Pritsche/Fahrgestell	12.95 - 03.00											
FL 614, 184 kW, Kipper	12.95 - 03.00											
FL 614, 184 kW, Sattelzugmaschine	12.95 - 03.00											
FL 615, 132 kW, Pritsche/Fahrgestell	11.91 - 03.00							131 279 			6794746	
FL 615, 132 kW, Kipper	11.91 - 03.00											
FL 615, 154 kW, Pritsche/Fahrgestell	11.91 - 03.00											
FL 615, 154 kW, Kipper	11.91 - 03.00											
FL 615, 169 kW, Pritsche/Fahrgestell	12.95 - 03.00											
FL 615, 169 kW, Kipper	12.95 - 03.00											
FL 615, 184 kW, Pritsche/Fahrgestell	12.95 - 03.00											
FL 615, 184 kW, Kipper	12.95 - 03.00											

Achtung: Unsere Artikel sind nur als Ersatz für die angegebenen OE-Nummern gültig. In der Spalte "Ref." ist lediglich ein Teil der OE-Nummern aufgeführt. Die vollständige Auflistung aller Vergleichsnummern finden Sie im Anhang.
 Attention: The articles are only valid as replacement for the listed OE-numbers. In the column "Ref." only a selection of OE-No. is given. The complete listing you can see in the appendix. (151)

		Baumuster Model						Ref.
--	--	--------------------	---	---	---	--	---	------

VOLVO




























































FL 6		09.85 - 03.00						
FL 616	11.96 - 05.00				125 996 			3987959
FL 617	11.96 - 05.00				131 279 			6794746
FL 618, 132 kW, Pritsche/Fahrgestell	11.91 - 03.00							
FL 618, 132 kW, Kipper	11.91 - 03.00							
FL 618, 154 kW, Pritsche/Fahrgestell	11.91 - 03.00							
FL 618, 154 kW, Kipper	11.91 - 03.00							
FL 618, 169 kW, Pritsche/Fahrgestell	12.95 - 03.00							
FL 618, 169 kW, Kipper	12.95 - 03.00							
FL 618, 184 kW, Pritsche/Fahrgestell	12.95 - 03.00							
FL 618, 184 kW, Kipper	12.95 - 03.00							
FL 619	09.85 - 11.94							
FL 626	11.96 - 05.00				125 996 			3987959
					131 279 			6794746
					125 645 	Länderausführung: Australien / Country Version: Australia	(65)	1629484
					124 248 	für Fahrzeuge ohne Stabilisator / For vehicles without stabilizer	(117)	1612217 1628359 1629993 21127043
					125 649 			1629405
FL 7		09.85 - 09.98						
FL 7/230, 18 t, Pritsche/Fahrgestell	09.85 - 09.98				112 130 			1610921 1613248
FL 7/230, 18 t, Kipper	09.85 - 09.98				125 777 			1609603 70313746
FL 7/230, 18 t, Sattelzugmaschine	09.85 - 09.98				310 787 			1609553
FL 7/230, 25 t, Pritsche/Fahrgestell	09.85 - 09.98				124 248	Achsausführung / Axle Version: 6x4, 8x4	(4)	1612217 1628359 1629993 21127043
FL 7/230, 25 t, Kipper	09.85 - 09.98							
FL 7/230, 26 t	09.85 - 09.98				112 126 	Achsausführung / Axle Version: 6x2	(4)	1605163
FL 7/260, 18 t, Pritsche/Fahrgestell	11.91 - 09.98				112 127 			1598105
FL 7/260, 18 t, Kipper	11.91 - 09.98				112 129 			1609005
FL 7/260, 18 t, Sattelzugmaschine	11.91 - 09.98				106 896 			1598814 1610919
FL 7/260, 25 t, Pritsche/Fahrgestell	11.91 - 09.98				112 128 	Achsausführung / Axle Version: 6x2	(4)	1598106
FL 7/260, 25 t, Kipper	11.91 - 09.98							
FL 7/260, 26 t	11.91 - 09.98							
FL 7/290, 18 t, Pritsche/Fahrgestell	10.93 - 09.98							
FL 7/290, 18 t, Kipper	10.93 - 09.98							
FL 7/290, 18 t, Sattelzugmaschine	10.93 - 09.98							
FL 7/290, 25 t, Pritsche/Fahrgestell	10.93 - 09.98							
FL 7/290, 25 t, Kipper	10.93 - 09.98							
FL 7/290, 26 t, Pritsche/Fahrgestell	10.93 - 09.98							
FL 7/290, 26 t, Kipper	10.93 - 09.98							

Achtung: Unsere Artikel sind nur als Ersatz für die angegebenen OE-Nummern gültig. In der Spalte "Ref." ist lediglich ein Teil der OE-Nummern aufgeführt. Die vollständige Auflistung aller Vergleichsnummern finden Sie im Anhang.

Attention: The articles are only valid as replacement for the listed OE-numbers. In the column "Ref." only a selection of OE-No. is given. The complete listing you can see in the appendix. (151)

		Baumuster Model						Ref.
--	--	--------------------	---	---	---	--	---	------
























VOLVO

FL 10		09.85 - 09.98																																																						
FL 10/260	01.85 - 12.89			125 510 	Achsausführung / Axle Version: 6x2, 6x4	(4)	1609002 20766061																																																	
FL 10/280, 17 t, Kipper	09.85 - 12.90			125 514 	Achsausführung / Axle Version: 4x2	(4)	1609001																																																	
FL 10/280, 17 t, Pritsche/Fahrgestell	09.85 - 12.90			125 777 	Achsausführung / Axle Version: 4x2, 6x2, 6x4	(4)	1609603 70313746																																																	
FL 10/280, 17 t, Sattelzugmaschine	09.85 - 12.90			131 296 	Achsausführung / Axle Version: 4x2, 6x2, 6x4	(4)	8159833																																																	
FL 10/280, 24 t	09.85 - 12.90			310 787 	Achsausführung / Axle Version: 4x2, 6x2, 6x4	(4)	1609553																																																	
FL 10/285	01.90 - 12.95				131 338 	Achsausführung / Axle Version: 4x4, 6x6	(4)	1568340																																																
FL 10/290	01.88 - 12.89				112 130 	Achsausführung / Axle Version: 8x2, 8x4	(4)	1610921 1613248																																																
FL 10/320, 234 kW	01.90 - 12.95				112 128 	Achsausführung / Axle Version: 6x2	(4)	1598106																																																
FL 10/320, 235 kW, 18 t, Kipper	12.95 - 09.98				112 126 	Achsausführung / Axle Version: 6x2	(4)	1605163																																																
FL 10/320, 235 kW, 18 t, Pritsche/Fahrgestell	12.95 - 09.98				112 127 	Achsausführung / Axle Version: 4x2	(4)	1598105																																																
FL 10/320, 235 kW, 25 t, Sattelzugmaschine	12.95 - 09.98		112 129 		Achsausführung / Axle Version: 4x2	(4)	1609005																																																	
FL 10/320, 235 kW, 26 t, Pritsche/Fahrgestell, 6x2	12.95 - 09.98		124 248 		Achsausführung / Axle Version: 6x4, 8x4	(4)	1612217 1628359 1629993 21127043																																																	
FL 10/320, 235 kW, 26 t, Sattelzugmaschine, 6x2	12.95 - 09.98		106 896 		Achsausführung / Axle Version: 4x2	(4)	1598814 1610919																																																	
FL 10/320, 235 kW, 26 t, Pritsche/Fahrgestell, 6x4	12.95 - 09.98		112 123 		Achsausführung / Axle Version: 6x2	(4)	1610920																																																	
FL 10/320, 235 kW, 32 t, Sattelzugmaschine, 6x4	12.95 - 09.98		310 787 		Achsausführung / Axle Version: 6x4 Länderausführung: Australien / Country Version: Australia	(4) (65)	1609553																																																	
FL 10/360, 18 t, Kipper	12.95 - 09.98																																																							
FL 10/360, 18 t, Pritsche/Fahrgestell	12.95 - 09.98																																																							
FL 10/360, 18 t, Sattelzugmaschine	12.95 - 09.98																																																							
FL 10/360, 25 t	12.95 - 09.98																																																							
FL 10/360, 26 t, Pritsche/Fahrgestell, 6x2	12.95 - 09.98																																																							
FL 10/360, 26 t, Sattelzugmaschine, 6x2	12.95 - 09.98																																																							
FL 10/360, 26 t, Pritsche/Fahrgestell, 6x4	12.95 - 09.98																																																							
FL 10/360, 26 t, Sattelzugmaschine, 6x4	12.95 - 09.98																																																							
FL 10/360, 32 t	12.95 - 09.98																																																							
FL 10H/320, 18 t	12.95 - 09.98																																																							
FL 10H/320, 26 t, 6x4	12.95 - 09.98																																																							
FL 10H/320, 26 t, 6x6	12.95 - 09.98																																																							
FL 10H/320, 32 t	12.95 - 09.98																																																							
FL 10H/360, 18 t	12.95 - 09.98																																																							
FL 10H/360, 26 t, 6x4	12.95 - 09.98																																																							
FL 10H/360, 26 t, 6x6	12.95 - 09.98																																																							
FL 10H/360, 32 t	12.95 - 09.98																																																							
FL 10H/360, 18 t	12.95 - 09.98																																																							
FL 10H/360, 26 t, 6x4	12.95 - 09.98																																																							
FL 10H/360, 26 t, 6x6	12.95 - 09.98																																																							
FL 10H/360, 32 t	12.95 - 09.98																																																							

Achtung: Unsere Artikel sind nur als Ersatz für die angegebenen OE-Nummern gültig. In der Spalte "Ref." ist lediglich ein Teil der OE-Nummern aufgeführt. Die vollständige Auflistung aller Vergleichsnummern finden Sie im Anhang.
 Attention: The articles are only valid as replacement for the listed OE-numbers. In the column "Ref." only a selection of OE-No. is given. The complete listing you can see in the appendix. (151)

		Baumuster Model						Ref.
--	--	--------------------	---	---	---	--	---	------

VOLVO


















FL 12		09.95 - 09.98						
FL 12/380, 18 t, Pritsche/Fahrgestell	09.95 - 09.98			O O	125 510 	Achsausführung / Axle Version: 6x2, 6x4	(4)	1609002 20766061
FL 12/380, 18 t, Sattelzugmaschine	09.95 - 09.98				125 514 	Achsausführung / Axle Version: 4x2	(4)	1609001
FL 12/380, 25 t	09.95 - 09.98				125 777 	Achsausführung / Axle Version: 4x2, 6x2, 6x4	(4)	1609603 70313746
FL 12/380, 26 t, Pritsche/Fahrgestell, 6x2	09.95 - 09.98				131 296 	Achsausführung / Axle Version: 4x2, 6x2, 6x4	(4)	8159833
FL 12/380, 26 t, Pritsche/Fahrgestell, 6x4	09.95 - 09.98				310 787 	Achsausführung / Axle Version: 4x2, 6x2, 6x4	(4)	1609553
FL 12/380, 26 t, Sattelzugmaschine	09.95 - 09.98			O O	112 130 	Achsausführung / Axle Version: 8x4	(4)	1610921 1613248
FL 12/420, 18 t, Pritsche/Fahrgestell	09.95 - 09.98			O O I	112 128 	Achsausführung / Axle Version: 6x2	(4)	1598106
FL 12/420, 18 t, Sattelzugmaschine	09.95 - 09.98				112 126 	Achsausführung / Axle Version: 6x2	(4)	1605163
FL 12/420, 25 t	09.95 - 09.98				112 127 	Achsausführung / Axle Version: 4x2	(4)	1598105
FL 12/420, 26 t, Pritsche/Fahrgestell, 6x2	09.95 - 09.98				124 248 	Achsausführung / Axle Version: 6x4, 8x4	(4)	1612217 1628359 1629993 21127043
FL 12/420, 26 t, Pritsche/Fahrgestell, 6x4	09.95 - 09.98			I I	106 896 	Achsausführung / Axle Version: 4x2	(4)	1598814 1610919
FL 12/420, 26 t, Sattelzugmaschine	09.95 - 09.98			O I	124 601 	Achsausführung / Axle Version: 6x4, 8x4	(4)	1628103 1629483
FL 12H/380, 18 t	09.95 - 09.98							
FL 12H/380, 26 t, 6x4	09.95 - 09.98							
FL 12H/380, 26 t, 6x6	09.95 - 09.98							
FL 12H/380, 32 t	09.95 - 09.98							
FL 12H/420, 18 t	09.95 - 09.98							
FL 12H/420, 26 t, 6x4	09.95 - 09.98							
FL 12H/420, 26 t, 6x6	09.95 - 09.98							
FL 12H/420, 32 t	09.95 - 09.98							
FM		09.05 -						
FM 300, 18 t	09.05 -			O O	300 009 			20374547
					125 510 	für Fahrgestellhöhe (Fzg.unbeladen) [mm] / For chassis height (vehicle unloaded) [mm]: 810 (112) für Fahrgestellhöhe (Fzg.unbeladen) [mm] / For chassis height (vehicle unloaded) [mm]: 850 (112) für Fahrgestellhöhe (Fzg.unbeladen) [mm] / For chassis height (vehicle unloaded) [mm]: 900 (112) Fahrrhöhe 186 - 245 mm / ride height 186 - 245 mm (37) Mittelachse bis unterer Radflansch / central axis to bottom wheel flange (78)		1609002 20766061
					131 595 			20374545 20900497
				O O	311 658 	Fahrrhöhe 131 - 150 mm / ride height 131 - 150 mm (33) Mittelachse bis unterer Rahmenflansch / centerline till lower frame-flange (79)		20399048
					311 659 	Fahrrhöhe 151 - 190 mm / ride height 151 - 190 mm (34) Mittelachse bis unterer Rahmenflansch / centerline till lower frame-flange (79)		20766062
					311 660 	Fahrrhöhe 231 - 250 mm / ride height 231 - 250 mm (39) Mittelachse bis unterer Rahmenflansch / centerline till lower frame-flange (79)		20766063
				I I	125 646 			1629477

Achtung: Unsere Artikel sind nur als Ersatz für die angegebenen OE-Nummern gültig. In der Spalte "Ref." ist lediglich ein Teil der OE-Nummern aufgeführt. Die vollständige Auflistung aller Vergleichsnummern finden Sie im Anhang.

Attention: The articles are only valid as replacement for the listed OE-numbers. In the column "Ref." only a selection of OE-No. is given. The complete listing you can see in the appendix. (151)

		Baumuster Model						Ref.
--	--	--------------------	---	---	---	--	---	------


















VOLVO

FM		09.05 -							
FM 300, 4x2	09.05 -				300 009 				20374547
FM 340, 4x2	09.05 -				125 647 	für Fahrgestellhöhe (Fzg.unbeladen) [mm] / For chassis height (vehicle unloaded) [mm]: 810	(112)	1629481	1629920
FM 380, 4x2	09.05 -					für Fahrgestellhöhe (Fzg.unbeladen) [mm] / For chassis height (vehicle unloaded) [mm]: 850	(112)		3987961
FM 400, 4x2	09.05 -					für Fahrgestellhöhe (Fzg.unbeladen) [mm] / For chassis height (vehicle unloaded) [mm]: 900	(112)		
FM 440, 4x2	09.05 -					Fahrhöhe 186 - 245 mm / ride height 186 - 245 mm	(37)		
FM 480, 4x2	09.05 -					Mittelachse bis unterer Radflansch / central axis to bottom wheel flange	(78)		
					300 006 	für Fahrgestellhöhe (Fzg.unbeladen) [mm] / For chassis height (vehicle unloaded) [mm]: 810	(112)	20367750	
						für Fahrgestellhöhe (Fzg.unbeladen) [mm] / For chassis height (vehicle unloaded) [mm]: 850	(112)		
						für Fahrgestellhöhe (Fzg.unbeladen) [mm] / For chassis height (vehicle unloaded) [mm]: 900	(112)		
						Fahrhöhe 106 - 115 mm / ride height 106 - 115 mm	(32)		
						Mittelachse bis unterer Radflansch / central axis to bottom wheel flange	(78)		
					131 270 			1629992	20374548
								3171962	
					131 595 			20374545	20900497
					312 706 			20532767	20769819
					311 656 	Achsausführung / Axle Version: 4x2	(4)	20374543	
						Achsausführung / Axle Version: 6x4	(4)	20585556	
						Achsausführung / Axle Version: 8x4	(4)		
						Fahrhöhe 231 - 250 mm / ride height 231 - 250 mm	(39)		
						Mittelachse bis unterer Rahmenflansch / centerline till lower frame-flange	(79)		
					311 656 	Vorlaufachse / Leading Axle	(103)	20374543	
						Achsausführung / Axle Version: 6x2	(4)	20585556	
						Fahrhöhe 231 - 250 mm / ride height 231 - 250 mm	(39)		
						Mittelachse bis unterer Rahmenflansch / centerline till lower frame-flange	(79)		
					311 657 	Achsausführung / Axle Version: 4x2	(4)	20374544	
						Achsausführung / Axle Version: 6x4	(4)	20585555	
						Achsausführung / Axle Version: 8x4	(4)		
						Fahrhöhe 151 - 190 mm / ride height 151 - 190 mm	(34)		
						Mittelachse bis unterer Rahmenflansch / centerline till lower frame-flange	(79)		
					311 657 	Vorlaufachse / Leading Axle	(103)	20374544	
						Achsausführung / Axle Version: 6x2	(4)	20585555	
						Fahrhöhe 171 - 190 mm / ride height 171 - 190 mm	(35)		
						Mittelachse bis unterer Rahmenflansch / centerline till lower frame-flange	(79)		
					311 658 	Fahrhöhe 131 - 150 mm / ride height 131 - 150 mm	(33)	20399048	
						Mittelachse bis unterer Rahmenflansch / centerline till lower frame-flange	(79)		
					125 646 			1629477	

Achtung: Unsere Artikel sind nur als Ersatz für die angegebenen OE-Nummern gültig. In der Spalte "Ref." ist lediglich ein Teil der OE-Nummern aufgeführt. Die vollständige Auflistung aller Vergleichsnummern finden Sie im Anhang.
 Attention: The articles are only valid as replacement for the listed OE-numbers. In the column "Ref." only a selection of OE-No. is given. The complete listing you can see in the appendix. (151)

		Baumuster Model						Ref.
--	--	--------------------	---	---	---	--	---	------

VOLVO















FM		09.05 -							
FM 300, 4x2	09.05 -				311 656 	Achsausführung / Axle Version: 6x2 Fahrhöhe 231 - 250 mm / ride height 231 - 250 mm	(4) (39)	20374543 20585556	
FM 340, 4x2	09.05 -								
FM 380, 4x2	09.05 -					Mittelachse bis unterer Rahmenflansch / centerline till lower frame-flange	(79)		
FM 400, 4x2	09.05 -								
FM 440, 4x2	09.05 -				311 657 	Achsausführung / Axle Version: 6x2 Mittelachse bis unterer Rahmenflansch / centerline till lower frame-flange Fahrhöhe 151 - 190 mm / ride height 151 - 190 mm	(4) (79) (34)	20374544 20585555	
FM 480, 4x2	09.05 -								
FM 300, 8x4	09.05 -				131 694				20374546
FM 340, 8x4	09.05 -				125 510 	für Fahrgestellhöhe (Fzg.unbeladen) [mm] / For chassis height (vehicle unloaded) [mm]: 810	(112)	1609002 20766061	
FM 380, 8x4	09.05 -					für Fahrgestellhöhe (Fzg.unbeladen) [mm] / For chassis height (vehicle unloaded) [mm]: 850	(112)		
FM 400, 8x4	09.05 -					für Fahrgestellhöhe (Fzg.unbeladen) [mm] / For chassis height (vehicle unloaded) [mm]: 900	(112)		
FM 440, 8x4	09.05 -					Fahrhöhe 186 - 245 mm / ride height 186 - 245 mm	(37)		
FM 480, 8x4	09.05 -					Mittelachse bis unterer Radflansch / central axis to bottom wheel flange	(78)		
					311 659 	Achsausführung / Axle Version: 6x4 Achsausführung / Axle Version: 8x4 Fahrhöhe 151 - 190 mm / ride height 151 - 190 mm	(4) (4) (34)	20766062	
						Mittelachse bis unterer Rahmenflansch / centerline till lower frame-flange	(79)		
					311 660 	Achsausführung / Axle Version: 6x4 Achsausführung / Axle Version: 8x4 Fahrhöhe 231 - 250 mm / ride height 231 - 250 mm	(4) (4) (39)	20766063	
						Mittelachse bis unterer Rahmenflansch / centerline till lower frame-flange	(79)		
					124 248 	Achsausführung / Axle Version: 6x4 Achsausführung / Axle Version: 8x4 ohne Stabilisator an der Hinterachse / without stabilizer on rear axle	(4) (4) (141)	1612217 1628359 1629993 21127043	
					125 649 	Achsausführung / Axle Version: 6x4 Achsausführung / Axle Version: 8x4 mit Stabilisator an der Hinterachse / with stabilizer on the rear axle	(4) (4) (126)	1629405	
					125 649 	mit Stabilisator an der Hinterachse / with stabilizer on the rear axle	(126)	1629405	

Achtung: Unsere Artikel sind nur als Ersatz für die angegebenen OE-Nummern gültig. In der Spalte "Ref." ist lediglich ein Teil der OE-Nummern aufgeführt. Die vollständige Auflistung aller Vergleichsnummern finden Sie im Anhang.

Attention: The articles are only valid as replacement for the listed OE-numbers. In the column "Ref." only a selection of OE-No. is given. The complete listing you can see in the appendix. (151)

		Baumuster Model						Ref.
--	--	--------------------	---	---	---	--	---	------































VOLVO

FM		09.05 -								
FM 300, 26 t, 6x2	09.05 -				300 009 			20374547		
FM 340, 26 t, 6x2	09.05 -				125 510 	für Fahrgestellhöhe (Fzg.unbeladen) [mm] / For chassis height (vehicle unloaded) [mm]: 810	(112)	1609002	20766061	
FM 360, 26 t	11.05 -					für Fahrgestellhöhe (Fzg.unbeladen) [mm] / For chassis height (vehicle unloaded) [mm]: 850	(112)			
FM 380, 26 t, 6x2	09.05 -					für Fahrgestellhöhe (Fzg.unbeladen) [mm] / For chassis height (vehicle unloaded) [mm]: 900	(112)			
FM 400, 26 t	09.05 -					Fahrhöhe 186 - 245 mm / ride height 186 - 245 mm	(37)			
FM 440, 26 t, Pritsche/Fahrgestell	09.05 -					Mittelachse bis unterer Radflansch / central axis to bottom wheel flange	(78)			
FM 480, 26 t	09.05 -									
								131 595 		20374545 20900497
								131 694 		20374546
							124 915 	Vorlaufachse / Leading Axle Fahrhöhe 231 - 250 mm / ride height 231 - 250 mm Mittelachse bis unterer Rahmenflansch / centerline till lower frame-flange	(103) (39) (79)	1628189 1629480 1691617 3987960
		125 996 	Vorlaufachse / Leading Axle Fahrhöhe 171 - 190 mm / ride height 171 - 190 mm Mittelachse bis unterer Rahmenflansch / centerline till lower frame-flange niedriger Rahmen / lower frame	(103) (35) (79)			3987959			
		311 659 	Vorlaufachse / Leading Axle Fahrhöhe 171 - 190 mm / ride height 171 - 190 mm Mittelachse bis unterer Rahmenflansch / centerline till lower frame-flange	(103) (35) (79)			20766062			
		311 660 	Vorlaufachse / Leading Axle Fahrhöhe 231 - 250 mm / ride height 231 - 250 mm Mittelachse bis unterer Rahmenflansch / centerline till lower frame-flange	(103) (39) (79)			20766063			
		311 659 	Fahrhöhe 151 - 190 mm / ride height 151 - 190 mm Mittelachse bis unterer Rahmenflansch / centerline till lower frame-flange	(34) (79)			20766062			
		311 660 	Fahrhöhe 231 - 250 mm / ride height 231 - 250 mm Mittelachse bis unterer Rahmenflansch / centerline till lower frame-flange	(39) (79)			20766063			

Achtung: Unsere Artikel sind nur als Ersatz für die angegebenen OE-Nummern gültig. In der Spalte "Ref." ist lediglich ein Teil der OE-Nummern aufgeführt. Die vollständige Auflistung aller Vergleichsnummern finden Sie im Anhang.
Attention: The articles are only valid as replacement for the listed OE-numbers. In the column "Ref." only a selection of OE-No. is given. The complete listing you can see in the appendix. (151)

		Baumuster Model						Ref.
--	--	--------------------	---	---	---	--	---	------

VOLVO
















FM		09.05 -						
FM 300, 26 t, 6x4 FM 340, 26 t, 6x4 FM 380, 26 t, 6x4 FM 440, 26 t, Kipper	09.05 -		   	   	300 009 			20374547
	09.05 -				125 510 	für Fahrgestellhöhe (Fzg.unbeladen) [mm] / For chassis height (vehicle unloaded) [mm]: 810 (112) für Fahrgestellhöhe (Fzg.unbeladen) [mm] / For chassis height (vehicle unloaded) [mm]: 850 (112) für Fahrgestellhöhe (Fzg.unbeladen) [mm] / For chassis height (vehicle unloaded) [mm]: 900 (112) Fahrrhöhe 186 - 245 mm / ride height 186 - 245 mm (37) Mittelachse bis unterer Radflansch / central axis to bottom wheel flange (78)	1609002 20766061	
	09.05 -				131 595 		20374545 20900497	
	09.05 -				131 694 		20374546	
					311 659 	Achsausführung / Axle Version: 6x4 (4) Achsausführung / Axle Version: 8x4 (4) Fahrrhöhe 151 - 190 mm / ride height 151 - 190 mm (34) Mittelachse bis unterer Rahmenflansch / centerline till lower frame-flange (79)	20766062	
					311 660 	Achsausführung / Axle Version: 6x4 (4) Achsausführung / Axle Version: 8x4 (4) Fahrrhöhe 231 - 250 mm / ride height 231 - 250 mm (39) Mittelachse bis unterer Rahmenflansch / centerline till lower frame-flange (79)	20766063	
					124 248 	Achsausführung / Axle Version: 6x4 (4) Achsausführung / Axle Version: 8x4 ohne Stabilisator an der Hinterachse / without stabilizer on rear axle (141)	1612217 1628359 1629993 21127043	
					125 649 	Achsausführung / Axle Version: 6x4 (4) Achsausführung / Axle Version: 8x4 mit Stabilisator an der Hinterachse / with stabilizer on the rear axle (126)	1629405	
	FM 340, 18 t FM 360, 18 t FM 380, 18 t FM 400, 18 t FM 440, 18 t FM 480, 18 t FM 500	09.05 -				  	  	300 009 
11.05 -			125 510 	für Fahrgestellhöhe (Fzg.unbeladen) [mm] / For chassis height (vehicle unloaded) [mm]: 810 (112) für Fahrgestellhöhe (Fzg.unbeladen) [mm] / For chassis height (vehicle unloaded) [mm]: 850 (112) für Fahrgestellhöhe (Fzg.unbeladen) [mm] / For chassis height (vehicle unloaded) [mm]: 900 (112) Fahrrhöhe 186 - 245 mm / ride height 186 - 245 mm (37) Mittelachse bis unterer Radflansch / central axis to bottom wheel flange (78)	1609002 20766061			
09.05 -			131 595 		20374545 20900497			
09.05 -			131 694 		20374546			
09.05 -			311 658 	Fahrrhöhe 131 - 150 mm / ride height 131 - 150 mm (33) Mittelachse bis unterer Rahmenflansch / centerline till lower frame-flange (79)	20399048			
09.05 -			311 659 	Fahrrhöhe 151 - 190 mm / ride height 151 - 190 mm (34) Mittelachse bis unterer Rahmenflansch / centerline till lower frame-flange (79)	20766062			
09.05 -			311 660 	Fahrrhöhe 231 - 250 mm / ride height 231 - 250 mm (39) Mittelachse bis unterer Rahmenflansch / centerline till lower frame-flange (79)	20766063			
09.05 -			125 646 		1629477			

Achtung: Unsere Artikel sind nur als Ersatz für die angegebenen OE-Nummern gültig. In der Spalte "Ref." ist lediglich ein Teil der OE-Nummern aufgeführt. Die vollständige Auflistung aller Vergleichsnummern finden Sie im Anhang.

Attention: The articles are only valid as replacement for the listed OE-numbers. In the column "Ref." only a selection of OE-No. is given. The complete listing you can see in the appendix. (151)

		Baumuster Model						Ref.
--	--	--------------------	---	---	---	--	---	------




























VOLVO

FM		09.05 -												
FM 400, 6x4 FM 480, 6x4	09.05 - 09.05 -				131 694				20374546					
					300 009 				20374547					
					125 510 	für Fahrgestellhöhe (Fzg.unbeladen) [mm] / For chassis height (vehicle unloaded) [mm]: 810 (112)	1609002		20766061					
						für Fahrgestellhöhe (Fzg.unbeladen) [mm] / For chassis height (vehicle unloaded) [mm]: 850 (112)								
						für Fahrgestellhöhe (Fzg.unbeladen) [mm] / For chassis height (vehicle unloaded) [mm]: 900 (112)								
						Fahrhöhe 186 - 245 mm / ride height 186 - 245 mm (37)								
						Mittelachse bis unterer Radflansch / central axis to bottom wheel flange (78)								
					131 595 				20374545 20900497					
										311 659 	Achsausführung / Axle Version: 6x4 (4)			20766062
											Achsausführung / Axle Version: 8x4 (4)			
	Fahrhöhe 151 - 190 mm / ride height 151 - 190 mm (34)													
	Mittelachse bis unterer Rahmenflansch / centerline till lower frame-flange (79)													
					311 660 	Achsausführung / Axle Version: 6x4 (4)			20766063					
						Achsausführung / Axle Version: 8x4 (4)								
						Fahrhöhe 231 - 250 mm / ride height 231 - 250 mm (39)								
						Mittelachse bis unterer Rahmenflansch / centerline till lower frame-flange (79)								
					124 248 	Achsausführung / Axle Version: 6x4 (4)			1612217					
					Achsausführung / Axle Version: 8x4 (4)			1628359						
						ohne Stabilisator an der Hinterachse / without stabilizer on rear axle (141)			1629993					
									21127043					
					125 649 	Achsausführung / Axle Version: 6x4 (4)			1629405					
						Achsausführung / Axle Version: 8x4 (4)								
						mit Stabilisator an der Hinterachse / with stabilizer on the rear axle (126)								

Achtung: Unsere Artikel sind nur als Ersatz für die angegebenen OE-Nummern gültig. In der Spalte "Ref." ist lediglich ein Teil der OE-Nummern aufgeführt. Die vollständige Auflistung aller Vergleichsnummern finden Sie im Anhang.
 Attention: The articles are only valid as replacement for the listed OE-numbers. In the column "Ref." only a selection of OE-No. is given. The complete listing you can see in the appendix. (151)

		Baumuster Model						Ref.
--	--	--------------------	---	---	---	--	---	------

VOLVO
















FM 7		08.98 - 12.01										
FM 7/250, 18 t, Pritsche/Fahrgestell FM 7/250, 25 t FM 7/250, 26 t, Pritsche/Fahrgestell FM 7/290, 18 t, Pritsche/Fahrgestell FM 7/290, 25 t FM 7/290, 26 t, Pritsche/Fahrgestell FM 7/310, 18 t, Pritsche/Fahrgestell FM 7/310, 25 t FM 7/310, 26 t, Pritsche/Fahrgestell	08.98 - 12.01				125 510 	Fahrgestellhöhe: Standard / Standard ride height	(23)	1609002 20766061				
	08.98 - 12.01				131 595 	Achsausführung / Axle Version: 4x2, 6x2, 6x4	(4)	20374545 20900497				
	08.98 - 12.01				131 694 	Achsausführung / Axle Version: 4x2, 6x2, 6x4	(4)	20374546				
	08.98 - 12.01				112 128 	Achsausführung / Axle Version: 6x2	(4)	1598106				
	08.98 - 12.01					124 915 	Achsausführung / Axle Version: 6x2	(4)	1628189 1629480 1691617 3987960			
	08.98 -				124 915 	Achsausführung / Axle Version: 6x2	(4)	1628189 1629480 1691617 3987960				
	08.98 -					124 601 	Achsausführung / Axle Version: 6x2 Fahrgestellhöhe: Standard / Standard ride height	(4) (23)	1628103 1629483			
	08.98 -				125 645 		Achsausführung / Axle Version: 4x2, 6x2 für Fahrgestellhöhe (Fzg.unbeladen) [mm] / For chassis height (vehicle unloaded) [mm]: 900	(4) (112)	1629484			
	08.98 -				310 785 		Achsausführung / Axle Version: 4x2, 6x2 Fahrgestellhöhe: Standard / Standard ride height	(4) (23)	1629482			
	08.98 -				124 248 		Achsausführung / Axle Version: 6x4, 8x4 für Fahrzeuge ohne Stabilisator / For vehicles without stabilizer	(4) (117)	1612217 1628359 1629993 21127043			
									125 649 	Achsausführung / Axle Version: 6x4, 8x4	(4)	1629405
									125 646 	Achsausführung / Axle Version: 4x2, 6x2	(4)	1629477
	FM 7/250, 18 t, Kipper FM 7/250, 26 t, Kipper FM 7/290, 18 t, Kipper FM 7/290, 26 t, Kipper FM 7/310, 18 t, Kipper FM 7/310, 26 t, Kipper				08.98 - 12.01				131 595 	Achsausführung / Axle Version: 4x2, 6x2, 6x4	(4)	20374545 20900497
					08.98 - 12.01				131 694 	Achsausführung / Axle Version: 4x2, 6x2, 6x4	(4)	20374546
08.98 - 12.01		112 128 	Achsausführung / Axle Version: 6x2	(4)	1598106							
08.98 - 12.01			124 915 	Achsausführung / Axle Version: 6x2	(4)				1628189 1629480 1691617 3987960			
08.98 -		124 915 	Achsausführung / Axle Version: 6x2	(4)	1628189 1629480 1691617 3987960							
08.98 -			124 601 	Achsausführung / Axle Version: 6x2 Fahrgestellhöhe: Standard / Standard ride height	(4) (23)				1628103 1629483			
		125 645 		Achsausführung / Axle Version: 4x2, 6x2 für Fahrgestellhöhe (Fzg.unbeladen) [mm] / For chassis height (vehicle unloaded) [mm]: 900	(4) (112)				1629484			
		310 785 		Achsausführung / Axle Version: 4x2, 6x2 Fahrgestellhöhe: Standard / Standard ride height	(4) (23)				1629482			
		124 248 		Achsausführung / Axle Version: 6x4, 8x4 für Fahrzeuge ohne Stabilisator / For vehicles without stabilizer	(4) (117)				1612217 1628359 1629993 21127043			
									125 649 	Achsausführung / Axle Version: 6x4, 8x4	(4)	1629405
									125 646 	Achsausführung / Axle Version: 4x2, 6x2	(4)	1629477

Achtung: Unsere Artikel sind nur als Ersatz für die angegebenen OE-Nummern gültig. In der Spalte "Ref." ist lediglich ein Teil der OE-Nummern aufgeführt. Die vollständige Auflistung aller Vergleichsnummern finden Sie im Anhang.

Attention: The articles are only valid as replacement for the listed OE-numbers. In the column "Ref." only a selection of OE-No. is given. The complete listing you can see in the appendix. (151)

		Baumuster Model						Ref.
--	--	--------------------	---	---	---	--	---	------























VOLVO

FM 7	08.98 - 12.01							
FM 7/250, 18 t, Sattelzugmaschine FM 7/290, 18 t, Sattelzugmaschine FM 7/310, 18 t, Sattelzugmaschine	08.98 - 12.01				125 647 	Fahrgestellhöhe: Standard / Standard ride height	(23)	1629481 1629920 3987961
	08.98 - 12.01				131 270 	Länderausführung: Australien / Country Version: Australia Achsausführung / Axle Version: 4x2, 6x2, 6x4	(65) (4)	1629992 20374548 3171962
	08.98 -				131 595 	Achsausführung / Axle Version: 4x2, 6x2, 6x4	(4)	20374545 20900497
					131 694 	Achsausführung / Axle Version: 4x2, 6x2, 6x4	(4)	20374546
					112 128 	Achsausführung / Axle Version: 6x2	(4)	1598106
					124 915 	Achsausführung / Axle Version: 6x2	(4)	1628189 1629480 1691617 3987960
					124 915 	Achsausführung / Axle Version: 6x2	(4)	1628189 1629480 1691617 3987960
					124 601 	Achsausführung / Axle Version: 6x2 Fahrgestellhöhe: Standard / Standard ride height	(4) (23)	1628103 1629483
					125 645 	Achsausführung / Axle Version: 4x2, 6x2 für Fahrgestellhöhe (Fzg.unbeladen) [mm] / For chassis height (vehicle unloaded) [mm]: 900	(4) (112)	1629484
					310 785 	Achsausführung / Axle Version: 4x2, 6x2 Fahrgestellhöhe: Standard / Standard ride height	(4) (23)	1629482
					124 248 	Achsausführung / Axle Version: 6x4, 8x4 für Fahrzeuge ohne Stabilisator / For vehicles without stabilizer	(4) (117)	1612217 1628359 1629993 21127043
					125 649 	Achsausführung / Axle Version: 6x4, 8x4	(4)	1629405
					125 646 	Achsausführung / Axle Version: 4x2, 6x2	(4)	1629477

Achtung: Unsere Artikel sind nur als Ersatz für die angegebenen OE-Nummern gültig. In der Spalte "Ref." ist lediglich ein Teil der OE-Nummern aufgeführt. Die vollständige Auflistung aller Vergleichsnummern finden Sie im Anhang.
Attention: The articles are only valid as replacement for the listed OE-numbers. In the column "Ref." only a selection of OE-No. is given. The complete listing you can see in the appendix. (151)

		Baumuster Model						Ref.
--	--	--------------------	---	---	---	--	---	------

VOLVO




FM 9	12.01 - 09.05											
FM 9/260, Sattelzugmaschine FM 9/300, Sattelzugmaschine FM 9/340, Sattelzugmaschine FM 9/380, Sattelzugmaschine	12.01 - 09.05 12.01 - 09.05 12.01 - 09.05 12.01 - 09.05				125 647 	für Fahrgestellhöhe (Fzg.unbeladen) [mm] / For chassis height (vehicle unloaded) [mm]: 900 Fahrgestellhöhe: Standard / Standard ride height	(112) (23)	1629481 1629920 3987961				
					131 270 	Achsausführung / Axle Version: 4x2, 6x2, 6x4 Länderausführung: Australien / Country Version: Australia	(4) (65)	1629992 20374548 3171962				
					131 595 	Achsausführung / Axle Version: 4x2, 6x2, 6x4	(4)	20374545 20900497				
					131 694  (x4)	Achsausführung / Axle Version: 4x2, 6x2, 6x4	(4)	20374546				
							124 915 	Achsausführung / Axle Version: 6x2	(4)	1628189 1629480 1691617 3987960		
							311 656 	Achsausführung / Axle Version: 4x2 Fahrgestellhöhe: Standard / Standard ride height	(4) (23)	20374543 20585556		
							311 657 	für Fahrgestellhöhe (Fzg.unbeladen) [mm] / For chassis height (vehicle unloaded) [mm]: 850 für Fahrgestellhöhe (Fzg.unbeladen) [mm] / For chassis height (vehicle unloaded) [mm]: 900 Achsausführung / Axle Version: 4x2	(112) (112) (4)	20374544 20585555		
							124 601 	Achsausführung / Axle Version: 6x2 Fahrgestellhöhe: Standard / Standard ride height	(4) (23)	1628103 1629483		
							125 645 	Achsausführung / Axle Version: 6x2 für Fahrgestellhöhe (Fzg.unbeladen) [mm] / For chassis height (vehicle unloaded) [mm]: 900	(4) (112)	1629484		
							131 008 	Achsausführung / Axle Version: 4x2 für Fahrgestellhöhe (Fzg.unbeladen) [mm] / For chassis height (vehicle unloaded) [mm]: 810	(4) (112)	1629476		
							125 649 	Achsausführung / Axle Version: 6x4, 8x4 Spurweite hinten [mm] / Track Width, rear [mm]: 2500 Spurweite hinten [mm] / Track Width, rear [mm]: 2600	(4) (100) (100)	1629405		
							125 646 	Achsausführung / Axle Version: 4x2	(4)	1629477		
									124 601  (x4)	Achsausführung / Axle Version: 6x4, 8x4	(4)	1628103 1629483
									131 008  (x4)	Achsausführung / Axle Version: 6x2 für Fahrgestellhöhe (Fzg.unbeladen) [mm] / For chassis height (vehicle unloaded) [mm]: 850	(4) (112)	1629476
					124 248  (x4)	Achsausführung / Axle Version: 6x4, 8x4 für Fahrzeuge ohne Stabilisator / For vehicles without stabilizer			(4) (117)	1612217 1628359 1629993 21127043		
125 649  (x4)	Achsausführung / Axle Version: 6x4, 8x4	(4)	1629405									

Achtung: Unsere Artikel sind nur als Ersatz für die angegebenen OE-Nummern gültig. In der Spalte "Ref." ist lediglich ein Teil der OE-Nummern aufgeführt. Die vollständige Auflistung aller Vergleichsnummern finden Sie im Anhang.

Attention: The articles are only valid as replacement for the listed OE-numbers. In the column "Ref." only a selection of OE-No. is given. The complete listing you can see in the appendix. (151)

		Baumuster Model						Ref.
--	--	--------------------	---	---	---	--	---	------

























VOLVO

FM 9		12.01 - 09.05							
FM 9/260, Pritsche/Fahrgestell	12.01 - 09.05					125 510	für Fahrgestellhöhe (Fzg.unbeladen) [mm] / For chassis height (vehicle unloaded) [mm]: 900 Fahrgestellhöhe: Standard / Standard ride height	(112) (23)	1609002 20766061
FM 9/300, Pritsche/Fahrgestell	12.01 - 09.05					131 270	Achsausführung / Axle Version: 4x2, 6x2, 6x4 Länderausführung: Australien / Country Version: Australia	(4) (65)	1629992 20374548 3171962
FM 9/340, Pritsche/Fahrgestell	12.01 - 09.05					131 595	Achsausführung / Axle Version: 4x2, 6x2, 6x4	(4)	20374545 20900497
FM 9/380, Pritsche/Fahrgestell	12.01 - 09.05					131 694	Achsausführung / Axle Version: 4x2, 6x2, 6x4	(4)	20374546
						124 915	Achsausführung / Axle Version: 6x2	(4)	1628189 1629480 1691617 3987960
						311 656	Achsausführung / Axle Version: 4x2 Fahrgestellhöhe: Standard / Standard ride height	(4) (23)	20374543 20585556
						311 657	für Fahrgestellhöhe (Fzg.unbeladen) [mm] / For chassis height (vehicle unloaded) [mm]: 850 für Fahrgestellhöhe (Fzg.unbeladen) [mm] / For chassis height (vehicle unloaded) [mm]: 900 Achsausführung / Axle Version: 4x2	(112) (112) (4)	20374544 20585555
						124 601	Achsausführung / Axle Version: 6x2 Fahrgestellhöhe: Standard / Standard ride height	(4) (23)	1628103 1629483
						125 645	Achsausführung / Axle Version: 6x2 für Fahrgestellhöhe (Fzg.unbeladen) [mm] / For chassis height (vehicle unloaded) [mm]: 900	(4) (112)	1629484
						131 008	Achsausführung / Axle Version: 4x2 für Fahrgestellhöhe (Fzg.unbeladen) [mm] / For chassis height (vehicle unloaded) [mm]: 810	(4) (112)	1629476
						125 649	Achsausführung / Axle Version: 6x4, 8x4 Spurweite hinten [mm] / Track Width, rear [mm]: 2500 Spurweite hinten [mm] / Track Width, rear [mm]: 2600	(4) (100) (100)	1629405
						125 646	Achsausführung / Axle Version: 4x2	(4)	1629477
						124 601	Achsausführung / Axle Version: 6x4, 8x4	(4)	1628103 1629483
						131 008	Achsausführung / Axle Version: 6x2 für Fahrgestellhöhe (Fzg.unbeladen) [mm] / For chassis height (vehicle unloaded) [mm]: 850	(4) (112)	1629476
		124 248	Achsausführung / Axle Version: 6x4, 8x4 für Fahrzeuge ohne Stabilisator / For vehicles without stabilizer	(4) (117)	1612217 1628359 1629993 21127043				
		125 649	Achsausführung / Axle Version: 6x4, 8x4	(4)	1629405				

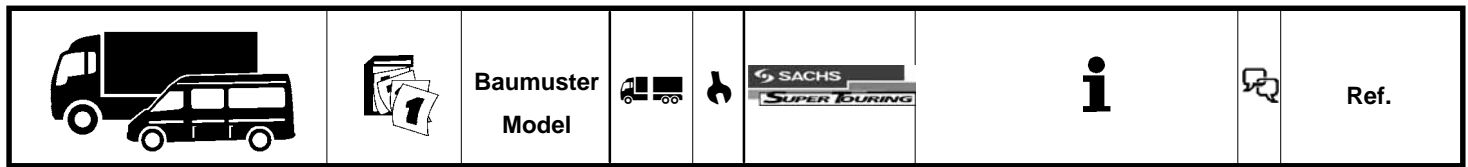
Achtung: Unsere Artikel sind nur als Ersatz für die angegebenen OE-Nummern gültig. In der Spalte "Ref." ist lediglich ein Teil der OE-Nummern aufgeführt. Die vollständige Auflistung aller Vergleichsnummern finden Sie im Anhang.
Attention: The articles are only valid as replacement for the listed OE-numbers. In the column "Ref." only a selection of OE-No. is given. The complete listing you can see in the appendix. (151)

		Baumuster Model						Ref.
--	--	--------------------	---	---	---	--	---	------

VOLVO

FM 10		09.98 - 12.01								
FM 10/320, 18 t	04.99 - 12.01				125 510 	Pritsche/Fahrgestell / Flatbed / Chassis	(87)	1609002 20766061		
FM 10/320, 26 t	04.99 - 12.01				125 647 	Sattelschlepper / Truck Tractor	(95)	1629481 1629920 3987961		
FM 10/360, 18 t	04.99 - 12.01				131 270 	Achsausführung / Axle Version: 4x2, 6x2, 6x4 Länderausführung: Australien / Country Version: Australia Sattelschlepper / Truck Tractor	(4) (65) (95)	1629992 20374548 3171962		
FM 10/360, 26 t	04.99 - 12.01				131 595 	Achsausführung / Axle Version: 4x2, 6x2, 6x4	(4)	20374545 20900497		
					131 694 	(x4) Achsausführung / Axle Version: 4x2, 6x2, 6x4	(4)	20374546		
							112 128 	Achsausführung / Axle Version: 6x2	(4)	1598106
							124 915 	Achsausführung / Axle Version: 6x2	(4)	1628189 1629480 1691617 3987960
							125 645 	Achsausführung / Axle Version: 4x2, 6x2 für Fahrgestellhöhe (Fzg.unbeladen) [mm] / For chassis height (vehicle unloaded) [mm]: 900	(4) (112)	1629484
							310 785 	Achsausführung / Axle Version: 4x2, 6x2 Fahrgestellhöhe: Standard / Standard ride height	(4) (23)	1629482
							124 248 	Achsausführung / Axle Version: 6x4, 8x4 für Fahrzeuge ohne Stabilisator / For vehicles without stabilizer	(4) (117)	1612217 1628359 1629993 21127043
			125 649 	Achsausführung / Axle Version: 6x4, 8x4 Spurweite hinten [mm] / Track Width, rear [mm]: 2500 Spurweite hinten [mm] / Track Width, rear [mm]: 2600			(4) (100) (100)	1629405		
			125 649 	Achsausführung / Axle Version: 6x4, 8x4			(4)	1629405		
							125 646 	Achsausführung / Axle Version: 4x2, 6x2	(4)	1629477
					124 601 	(x4) Achsausführung / Axle Version: 6x4, 6x2, 8x4 Fahrgestellhöhe: Standard / Standard ride height	(4) (23)	1628103 1629483		

Achtung: Unsere Artikel sind nur als Ersatz für die angegebenen OE-Nummern gültig. In der Spalte "Ref." ist lediglich ein Teil der OE-Nummern aufgeführt. Die vollständige Auflistung aller Vergleichsnummern finden Sie im Anhang.
Attention: The articles are only valid as replacement for the listed OE-numbers. In the column "Ref." only a selection of OE-No. is given. The complete listing you can see in the appendix. (151)





















VOLVO

FM 12		08.98 - 09.05					
FM 12/340, 18 t, Pritsche/Fahrgestell	08.98 - 09.05			125 510	Fahrgestellhöhe: Standard / Standard ride height	(23)	1609002 20766061
FM 12/340, 25 t	08.98 - 09.05			131 595	Achsausführung / Axle Version: 4x2, 6x2, 6x4	(4)	20374545 20900497
FM 12/340, 26 t, Pritsche/Fahrgestell, 6x2	08.98 - 09.05			131 694	Achsausführung / Axle Version: 4x2, 6x2, 6x4	(4)	20374546
FM 12/340, 26 t, Pritsche/Fahrgestell, 6x4	08.98 - 09.05			311 656	Chass. A544696-> Achsausführung / Axle Version: 4x2 Fahrgestellhöhe: Standard / Standard ride height	(4) (23)	20374543 20585556
FM 12/340, 32 t, 8x2/4	08.98 - 09.05			311 657	Chass. A544696-> Achsausführung / Axle Version: 4x2 für Fahrgestellhöhe (Fzg.unbeladen) [mm] / For chassis height (vehicle unloaded) [mm]: 850 für Fahrgestellhöhe (Fzg.unbeladen) [mm] / For chassis height (vehicle unloaded) [mm]: 900	(4) (112) (112)	20374544 20585555
FM 12/340, 32 t, 8x4/4	08.98 - 09.05			131 008	Chass. A544696-> Achsausführung / Axle Version: 6x2 für Fahrgestellhöhe (Fzg.unbeladen) [mm] / For chassis height (vehicle unloaded) [mm]: 850	(4) (112)	1629476
FM 12/380, 18 t, Pritsche/Fahrgestell	08.98 - 09.05			112 128	Achsausführung / Axle Version: 6x2	(4)	1598106
FM 12/380, 25 t	08.98 - 09.05			124 915	Achsausführung / Axle Version: 6x2	(4)	1628189 1629480 1691617 3987960
FM 12/380, 26 t, Pritsche/Fahrgestell, 6x2	08.98 - 09.05			124 915	Achsausführung / Axle Version: 6x2	(4)	1628189 1629480 1691617 3987960
FM 12/380, 26 t, Pritsche/Fahrgestell, 6x4	08.98 - 09.05			124 915	Achsausführung / Axle Version: 6x2	(4)	1628189 1629480 1691617 3987960
FM 12/380, 32 t, 8x2/4	08.98 - 09.05			124 601	Achsausführung / Axle Version: 6x2 Fahrgestellhöhe: Standard / Standard ride height	(4) (23)	1628103 1629483
FM 12/380, 32 t, 8x4/4	08.98 - 09.05			125 645	Achsausführung / Axle Version: 4x2, 6x2 für Fahrgestellhöhe (Fzg.unbeladen) [mm] / For chassis height (vehicle unloaded) [mm]: 900	(4) (112)	1629484
FM 12/420, 18 t, Pritsche/Fahrgestell	08.98 - 09.05			310 785	Achsausführung / Axle Version: 4x2, 6x2 Fahrgestellhöhe: Standard / Standard ride height	(4) (23)	1629482
FM 12/420, 25 t	08.98 - 09.05			124 248	Achsausführung / Axle Version: 6x4, 8x4 für Fahrzeuge ohne Stabilisator / For vehicles without stabilizer	(4) (117)	1612217 1628359 1629993 21127043
FM 12/420, 26 t, Pritsche/Fahrgestell, 6x2	08.98 - 09.05			125 649	Achsausführung / Axle Version: 6x4, 8x4 Spurweite hinten [mm] / Track Width, rear [mm]: 2500 Spurweite hinten [mm] / Track Width, rear [mm]: 2600	(4) (100) (100)	1629405
FM 12/420, 26 t, Pritsche/Fahrgestell, 6x4	08.98 - 09.05			125 649	Achsausführung / Axle Version: 6x4, 8x4	(4)	1629405
FM 12/420, 32 t, 8x2/4	08.98 - 09.05			125 646	Achsausführung / Axle Version: 4x2, 6x2	(4)	1629477
FM 12/420, 32 t, 8x4/4	08.98 - 09.05			124 601	Achsausführung / Axle Version: 6x4, 8x4	(4)	1628103 1629483
FM 12/460 4x2, Pritsche/Fahrgestell	01.03 -						
FM 12/460 6x2	01.03 -						
FM 12/460 6x2	01.03 -						
FM 12/460 6x4, Pritsche/Fahrgestell	01.03 -						
FM 12/460 8x2/4	01.03 -						
FM 12/460 8x4/4	01.03 -						

Achtung: Unsere Artikel sind nur als Ersatz für die angegebenen OE-Nummern gültig. In der Spalte "Ref." ist lediglich ein Teil der OE-Nummern aufgeführt. Die vollständige Auflistung aller Vergleichsnummern finden Sie im Anhang.
 Attention: The articles are only valid as replacement for the listed OE-numbers. In the column "Ref." only a selection of OE-No. is given. The complete listing you can see in the appendix. (151)

		Baumuster Model						Ref.
--	--	--------------------	---	---	---	--	---	------
































VOLVO

FM 12		08.98 - 09.05									
FM 12H/340	08.98 - 09.05				O O	131 595 	Achsausführung / Axle Version: 4x2, 6x2, 6x4	(4)	20374545 20900497		
FM 12H/380	08.98 - 09.05					131 694 	Achsausführung / Axle Version: 4x2, 6x2, 6x4	(4)	20374546		
FM 12H/420	08.98 - 09.05				O O	311 656 	Chass. A544696-> Achsausführung / Axle Version: 4x2 Fahrgerstellhöhe: Standard / Standard ride height	(4) (23)	20374543 20585555		
FM 12H/460 8x4/4	01.03 -					311 657 	Chass. A544696-> Achsausführung / Axle Version: 4x2 für Fahrgerstellhöhe (Fzg.unbeladen) [mm] / For chassis height (vehicle unloaded) [mm]: 850 für Fahrgerstellhöhe (Fzg.unbeladen) [mm] / For chassis height (vehicle unloaded) [mm]: 900	(4) (112) (112)	20374544 20585555		
						O T		131 008 (x4) 	Chass. A544696-> Achsausführung / Axle Version: 6x2 für Fahrgerstellhöhe (Fzg.unbeladen) [mm] / For chassis height (vehicle unloaded) [mm]: 850	(4) (112)	1629476
						O O		112 128 	Achsausführung / Axle Version: 6x2	(4)	1598106
							124 915 	Achsausführung / Axle Version: 6x2	(4)	1628189 1629480 1691617 3987960	
							124 915 	Achsausführung / Axle Version: 6x2	(4)	1628189 1629480 1691617 3987960	
						O T		124 601 	Achsausführung / Axle Version: 6x2 Fahrgerstellhöhe: Standard / Standard ride height	(4) (23)	1628103 1629483
							125 645 	Achsausführung / Axle Version: 4x2, 6x2 für Fahrgerstellhöhe (Fzg.unbeladen) [mm] / For chassis height (vehicle unloaded) [mm]: 900	(4) (112)	1629484	
							310 785 	Achsausführung / Axle Version: 4x2, 6x2 Fahrgerstellhöhe: Standard / Standard ride height	(4) (23)	1629482	
							124 248 	Achsausführung / Axle Version: 6x4, 8x4 für Fahrzeuge ohne Stabilisator / For vehicles without stabilizer	(4) (117)	1612217 1628359 1629993 21127043	
							125 649 	Achsausführung / Axle Version: 6x4, 8x4 Spurweite hinten [mm] / Track Width, rear [mm]: 2500 Spurweite hinten [mm] / Track Width, rear [mm]: 2600	(4) (100) (100)	1629405	
								125 649 	Achsausführung / Axle Version: 6x4, 8x4	(4)	1629405
				I T		125 646 	Achsausführung / Axle Version: 4x2, 6x2	(4)	1629477		
				O T		124 601 (x4) 	Achsausführung / Axle Version: 6x4, 8x4	(4)	1628103 1629483		

Achtung: Unsere Artikel sind nur als Ersatz für die angegebenen OE-Nummern gültig. In der Spalte "Ref." ist lediglich ein Teil der OE-Nummern aufgeführt. Die vollständige Auflistung aller Vergleichsnummern finden Sie im Anhang.
Attention: The articles are only valid as replacement for the listed OE-numbers. In the column "Ref." only a selection of OE-No. is given. The complete listing you can see in the appendix. (151)

		Baumuster Model						Ref.
--	--	--------------------	---	---	---	--	---	------

































VOLVO

FM 12		08.98 - 09.05							
FM 12/340, 18 t, Sattelzugmaschine	08.98 - 09.05				125 647 	Fahrgestellhöhe: Standard / Standard ride height	(23)	1629481 1629920 3987961	
FM 12/340, 26 t, Sattelzugmaschine	08.98 - 09.05				131 270 	Achsausführung / Axle Version: 4x2, 6x2, 6x4 Länderausführung: Australien / Country Version: Australia	(4) (65)	1629992 20374548 3171962	
FM 12/380, 18 t, Sattelzugmaschine	08.98 - 09.05				131 595 	Achsausführung / Axle Version: 4x2, 6x2, 6x4	(4)	20374545 20900497	
FM 12/380, 26 t, Sattelzugmaschine	08.98 - 09.05				131 694 	Achsausführung / Axle Version: 4x2, 6x2, 6x4	(4)	20374546	
FM 12/420, 18 t, Sattelzugmaschine	08.98 - 09.05				311 656 	Chass. A544696-> Achsausführung / Axle Version: 4x2 Fahrgestellhöhe: Standard / Standard ride height	(4) (23)	20374543 20585556	
FM 12/420, 26 t, Sattelzugmaschine	08.98 - 09.05				311 657 	Chass. A544696-> Achsausführung / Axle Version: 4x2 für Fahrgestellhöhe (Fzg.unbeladen) [mm] / For chassis height (vehicle unloaded) [mm]: 850 für Fahrgestellhöhe (Fzg.unbeladen) [mm] / For chassis height (vehicle unloaded) [mm]: 900	(4) (112) (112)	20374544 20585555	
FM 12/460 4x2, Sattelzugmaschine	01.03 -				131 008  (x4)	Chass. A544696-> Achsausführung / Axle Version: 6x2 für Fahrgestellhöhe (Fzg.unbeladen) [mm] / For chassis height (vehicle unloaded) [mm]: 850	(4) (112)	1629476	
FM 12/460 6x4, Sattelzugmaschine	01.03 -				112 128 	Achsausführung / Axle Version: 6x2	(4)	1598106	
					124 915 	Achsausführung / Axle Version: 6x2	(4)	1628189 1629480 1691617 3987960	
					124 915 	Achsausführung / Axle Version: 6x2	(4)	1628189 1629480 1691617 3987960	
					124 601 	Achsausführung / Axle Version: 6x2 Fahrgestellhöhe: Standard / Standard ride height	(4) (23)	1628103 1629483	
					125 645 	Achsausführung / Axle Version: 4x2, 6x2 für Fahrgestellhöhe (Fzg.unbeladen) [mm] / For chassis height (vehicle unloaded) [mm]: 900	(4) (112)	1629484	
					310 785 	Achsausführung / Axle Version: 4x2, 6x2 Fahrgestellhöhe: Standard / Standard ride height	(4) (23)	1629482	
					124 248 	Achsausführung / Axle Version: 6x4, 8x4 für Fahrzeuge ohne Stabilisator / For vehicles without stabilizer	(4) (117)	1612217 1628359 1629993 21127043	
					125 649 	Achsausführung / Axle Version: 6x4, 8x4 Spurweite hinten [mm] / Track Width, rear [mm]: 2500 Spurweite hinten [mm] / Track Width, rear [mm]: 2600	(4) (100) (100)	1629405	
					125 649 	Achsausführung / Axle Version: 6x4, 8x4	(4)	1629405	
					125 646 	Achsausführung / Axle Version: 4x2, 6x2	(4)	1629477	
					124 601  (x4)	Achsausführung / Axle Version: 6x4, 8x4	(4)	1628103 1629483	
FS 7		11.91 - 03.96							
FS 718/230	09.94 - 03.96				131 279 			6794746	
FS 718/260	09.94 - 03.96								








Achtung: Unsere Artikel sind nur als Ersatz für die angegebenen OE-Nummern gültig. In der Spalte "Ref." ist lediglich ein Teil der OE-Nummern aufgeführt. Die vollständige Auflistung aller Vergleichsnummern finden Sie im Anhang.
Attention: The articles are only valid as replacement for the listed OE-numbers. In the column "Ref." only a selection of OE-No. is given. The complete listing you can see in the appendix. (151)

		Baumuster Model						Ref.
--	---	--------------------	---	---	---	---	---	------



VOLVO

G - Serie								
G 88 4x2,6x2,6x4 G 89 6x2,6x4					101 480	Kurzes Fahrerhaus / Short cab	(59)	150374 362960
G 89 4x2					101 480	Kurzes Fahrerhaus / Short cab	(59)	150374 362960
					170 212			1505184 1591736
Lader - knickgelenkt								
A 25 D A 30 D A 35 D A 40 D					131 030 131 031 300 003 300 005			11051567 11052520 11121119 11119173
N 7 01.70 - 09.80								
N 7					170 212			1505184 1591736
N 10 01.73 - 12.89								
N 10 N 10 P2					170 212			1505184 1591736
N 10 K1,K2					170 211			1591735
N 12 01.70 - 09.80								
N 12 N 12 P2					170 212			1505184 1591736
N 12 K1,K2					170 211			1591735
N 86								
N 86 S (FT-6)					101 480			150374 362960
N 88								
N 88 (FT-6)					101 480			150374 362960
NB - Serie								
NB 86 S (FT-6) NB 88 S (FT-6)					101 480			150374 362960
NL 10								
NL 10 AUS NL 10 BR NL 10 S					124 248			1612217 1628359 1629993 21127043
NL 12								
NL 12 AUS NL 12 BR NL 12 S					124 248			1612217 1628359 1629993 21127043
T - Serie								
T 7 T 10 T 12	01.79 - 01.79 - 01.79 -				170 212			1505184 1591736
TF - Serie								
TF 7 TF 10 TF 12 TF 88 TF 89	01.79 - 01.79 - 01.79 - 01.74 - 01.74 -				170 212			1505184 1591736





Achtung: Unsere Artikel sind nur als Ersatz für die angegebenen OE-Nummern gültig. In der Spalte "Ref." ist lediglich ein Teil der OE-Nummern aufgeführt. Die vollständige Auflistung aller Vergleichsnummern finden Sie im Anhang.
Attention: The articles are only valid as replacement for the listed OE-numbers. In the column "Ref." only a selection of OE-No. is given. The complete listing you can see in the appendix. (151)

		Baumuster Model						Ref.
--	--	--------------------	---	---	---	--	---	------

VOLVO

TN - Serie								
TN 7					170 212			1505184 1591736
TN 10								
TN 12								


WESTERN STAR

4800 / 4900 Series (Constellation + Heritage Class)									
4842 F					311 631	für / for: Neway Achsauführung / Axle Version: AD246	(109) (4)	90045099	
4842 FX					311 632	für / for: Neway Achsauführung / Axle Version: AD246	(109) (4)	90045132	
4843 S									
4864 F									
4864 FX									
4864 S									
4942 F									
4942 S									
4942 SX									
4964 EX									
4964 S									
4964 SX									
5800 / 5900 / 6900 (Constellation + Heritage Class)									
5842 SS					311 631	für / for: Neway Achsauführung / Axle Version: AD246	(109) (4)	90045099	
5864 SS					311 632	für / for: Neway Achsauführung / Axle Version: AD246	(109) (4)	90045132	
5942 S									
5942 SS									
5964 S									
5964 SS									
6964 F									
6964 S									


Achtung: Unsere Artikel sind nur als Ersatz für die angegebenen OE-Nummern gültig. In der Spalte "Ref." ist lediglich ein Teil der OE-Nummern aufgeführt. Die vollständige Auflistung aller Vergleichsnummern finden Sie im Anhang.
 Attention: The articles are only valid as replacement for the listed OE-numbers. In the column "Ref." only a selection of OE-No. is given. The complete listing you can see in the appendix. (151)

		Baumuster Model						Ref.
---	--	--------------------	--	---	---	--	---	------


AEC



Nkw / Bus								
Mammoth Minor/Major uic	01.64 - 12.77			$\frac{1}{1}$	101 345 ▲HD			
Mandator/V8	01.64 - 12.77							
Marshall	01.64 - 12.77							
Marshall Major	01.64 - 12.77							
Mercury Monarch-Artics	01.64 - 12.77							
Militant III	01.66 - 12.76							
Ranger 4M4L/5M4L	01.66 - 12.77							
Ranger MS2L/MS4R	01.66 - 12.77							
Regal MK VI Single Deck	01.60 -							
Reliance Single Deck	01.54 -							
Kippfahrerhaus								

BOMBARDIER


Doppeldecker								
Double Decker				$\frac{1}{1}$	112 079			8.231.116.000 8.231.116.000 E 8.231.270.000 8.231.270.000 D 8.231.346.000

BOVA








Europa								
Europa	01.83 - 12.85			$\frac{1}{1}$	112 079 (x4) ≡			

Futura 09.84 -								
FUTURA				$\frac{1}{1}$	106 749 ≡	01.1982 - 12.1990		406694 410554
				$\frac{1}{1}$	106 749 ≡	01.1982 - 12.1987		406694 410554
				$\frac{1}{1}$	106 749 (x4) ≡	01.1988 - 12.1990		406694 410554

BRISTOL

Olympian								
Olympian B45	10.80 -			$\frac{1}{1}$	311 649 HD			

CITROËN























C25 Bus (280_, 290_) 07.81 - 02.94								
1.8 E	07.87 - 02.94				110 431			07 569 730
2.0	02.91 - 02.94			$\frac{0}{0}$	311 417			05 983 928
1.9 D	07.87 - 02.94							
1.9 TD	04.92 - 02.94							
2.5 D Turbo	08.87 - 02.94							
2.0 E	09.81 - 02.94				110 567 ▲	->12.1985		90 938 1267
2.5 D	10.85 - 02.94				110 431	01.1986->		07 569 730
				$\frac{0}{0}$	311 417			05 983 928

Achtung: Unsere Artikel sind nur als Ersatz für die angegebenen OE-Nummern gültig. In der Spalte "Ref." ist lediglich ein Teil der OE-Nummern aufgeführt. Die vollständige Auflistung aller Vergleichsnummern finden Sie im Anhang.






Attention: The articles are only valid as replacement for the listed OE-numbers. In the column "Ref." only a selection of OE-No. is given. The complete listing you can see in the appendix. (151)

		Baumuster Model	 					Ref.
---	--	--------------------	---	---	---	--	---	------


CITROËN

JUMPER Bus (230P)		02.94 - 04.02					
2.0	02.94 - 04.02				280 975 =		5202.J3
2.0 4x4	08.96 - 04.02				900 063		
1.9 D	01.99 - 04.02						
1.9 TD, 66 kW	08.94 - 04.02				280 981 =		5206.P9
1.9 TD, 68 kW	02.94 - 04.02						
1.9 TD 4x4	08.96 - 04.02						
2.5 D	08.94 - 04.02						
2.5 D 4x4	08.96 - 04.02						
2.5 TD	08.94 - 04.02						
2.5 TD 4x4	08.96 - 04.02						
2.5 TDi	12.96 - 11.00						
2.5 TDi 4x4	12.96 - 11.00						
2.8 HDi	09.00 - 04.02						
2.8 HDi 4x4	09.00 - 04.02						
JUMPER Bus (244, Z_)		04.02 -					
2.0	04.02 -				280 975 =	nicht für Nutzlast [kg] / not for payload [kg]: 1800 (136)	5202.J3
2.0 HDi	04.02 -				900 063		
2.2 HDi	04.02 -						
2.8 HDi	04.02 -				280 979 =	nicht für Nutzlast [kg] / not for payload [kg]: 1800 (136)	5206.C5 5206.Q0 5206.Q1


DAF

Bus							
MB 230				$\frac{1}{1}$	170 203		0271025 0278249
SB 2300							
SBR 3000							
Olympian							
B45 Double Seck Bus	01.80 -			$\frac{1}{1}$	311 649		
High Speed Coach	01.84 -						
Titan Double Deck Bus (B 15)	06.77 -						
Tiger							
Royal Tiger	10.82 -			$\frac{1}{1}$	170 202		HRK5273
				$\frac{1}{1}$	170 202		HRK5273
Tiger 290 Coach (B 43)	01.80 -			$\frac{1}{1}$	170 202 (x4)		HRK5273
Tiger Coach	01.88 -						

DENNIS

Dorchester							
Dorchester	01.85 -			$\frac{1}{1}$	311 649		
Duple 425	01.85 -						
Integral Coach	01.85 -						








DRÖGMÖLLER

280 - 440							
E 300				$\frac{1}{1}$	106 365		
E 310							
E 320							
E 330							
E 330 H							
E 420							
E 430							
E 440							


Achtung: Unsere Artikel sind nur als Ersatz für die angegebenen OE-Nummern gültig. In der Spalte "Ref." ist lediglich ein Teil der OE-Nummern aufgeführt. Die vollständige Auflistung aller Vergleichsnummern finden Sie im Anhang.
Attention: The articles are only valid as replacement for the listed OE-numbers. In the column "Ref." only a selection of OE-No. is given. The complete listing you can see in the appendix. (151)


		Baumuster Model						Ref.
---	--	--------------------	--	---	---	--	---	------





ENASA

5036 - 6420								
5036 S	08.83 -			$\frac{1}{T}$	106 365 (x4) 			792 500
				$\frac{1}{T}$	106 365 (x4) 			792 500
5231	01.87 -			$\frac{1}{T}$	106 914			792 500 795 135
6420	01.84 -			$\frac{1}{T}$	106 884 *			100 4876 81.43701.6572
				$\frac{1}{T}$	106 885 *			100 4877 81.43701.6578

EVOBUS

S 100 - S 431								
S 100 - S 431				$\frac{0}{0}$	131 953			8.231.233.000 8.231.233.000 D

























S 100...								
S 100				$\frac{0}{0}$	625 404			8.231.078.000 8.231.106.000

S 110...								
S 110 -A				$\frac{0}{0}$	625 404	->Chass. 154297		8.231.078.000 8.231.106.000
				$\frac{0}{0}$	112 080	Chass. 154298->		8.231.103.000 8.231.267.000 D
				$\frac{0}{0}$	112 081 HD●	Chass. 154298->		8.231.204.000 8.231.268.000 D
				$\frac{1}{T}$	112 079 (x4)	Chass. 154298-> für Dreieckslenker (NKW) / For A- Frame (CV)	(111)	8.231.116.000 8.231.116.000 E 8.231.270.000 8.231.270.000 D 8.231.346.000 8.231.346.000.0
				$\frac{1}{T}$	101 618 (x4)●	Chass. 154298-> für Dreieckslenker (NKW) / For A- Frame (CV)	(111)	8.231.171.000 8.231.187.000
S 110 -H				$\frac{0}{0}$	625 404	->Chass. 154212		8.231.078.000 8.231.106.000
				$\frac{0}{0}$	112 080	Chass. 154213->		8.231.103.000 8.231.267.000 D
				$\frac{0}{0}$	112 081 HD●	Chass. 154213->		8.231.204.000 8.231.268.000 D
				$\frac{1}{T}$	112 079 (x4)	Chass. 154213-> für Dreieckslenker (NKW) / For A- Frame (CV)	(111)	8.231.116.000 8.231.116.000 E 8.231.270.000 8.231.270.000 D 8.231.346.000 8.231.346.000.0
				$\frac{1}{T}$	101 618 (x4)●	Chass. 154213-> für Dreieckslenker (NKW) / For A- Frame (CV)	(111)	8.231.171.000 8.231.187.000

Achtung: Unsere Artikel sind nur als Ersatz für die angegebenen OE-Nummern gültig. In der Spalte "Ref." ist lediglich ein Teil der OE-Nummern aufgeführt. Die vollständige Auflistung aller Vergleichsnummern finden Sie im Anhang.
Attention: The articles are only valid as replacement for the listed OE-numbers. In the column "Ref." only a selection of OE-No. is given. The complete listing you can see in the appendix. (151)

		Baumuster Model	 					Ref.
---	--	--------------------	---	---	---	--	---	------









EVOBUS

S 110...								
S 110 -P			625 404	->Chass. 154800		8.231.078.000 8.231.106.000		
			112 080	Chass. 154801->		8.231.103.000 8.231.267.000 D		
			112 081 HD●	Chass. 154801->		8.231.204.000 8.231.268.000 D		
			112 079 (x4)	Chass. 154801-> für Dreieckslenker (NKW) / For A-Frame (CV)	(111)	8.231.116.000 8.231.116.000 E 8.231.270.000 8.231.270.000 D 8.231.346.000 8.231.346.000.0		
			101 618 (x4)●	Chass. 154801-> für Dreieckslenker (NKW) / For A-Frame (CV)	(111)	8.231.171.000 8.231.187.000		
S 120...								
S 120 -A			625 404	->Chass. 156374		8.231.078.000 8.231.106.000		
			112 080	Chass. 156375->		8.231.103.000 8.231.267.000 D		
			112 081 HD●	Chass. 156375->		8.231.204.000 8.231.268.000 D		
			112 079 (x4)	Chass. 156375-> für Dreieckslenker (NKW) / For A-Frame (CV)	(111)	8.231.116.000 8.231.116.000 E 8.231.270.000 8.231.270.000 D 8.231.346.000 8.231.346.000.0		
			101 618 (x4)●	Chass. 156375-> für Dreieckslenker (NKW) / For A-Frame (CV)	(111)	8.231.171.000 8.231.187.000		
S 120 -E			625 404	->Chass. 157510		8.231.078.000 8.231.106.000		
			112 080	Chass. 157511->		8.231.103.000 8.231.267.000 D		
			112 081 HD●	Chass. 157511->		8.231.204.000 8.231.268.000 D		
			112 079 (x4)	Chass. 157511-> für Dreieckslenker (NKW) / For A-Frame (CV)	(111)	8.231.116.000 8.231.116.000 E 8.231.270.000 8.231.270.000 D 8.231.346.000 8.231.346.000.0		
			101 618 (x4)●	Chass. 157511-> für Dreieckslenker (NKW) / For A-Frame (CV)	(111)	8.231.171.000 8.231.187.000		
S 120 -H			625 404	->Chass. 156282		8.231.078.000 8.231.106.000		
			112 080	Chass. 156283->		8.231.103.000 8.231.267.000 D		
			112 081 HD●	Chass. 156283->		8.231.204.000 8.231.268.000 D		
			112 079 (x4)	Chass. 156283-> für Dreieckslenker (NKW) / For A-Frame (CV)	(111)	8.231.116.000 8.231.116.000 E 8.231.270.000 8.231.270.000 D 8.231.346.000 8.231.346.000.0		
			101 618 (x4)●	Chass. 156283-> für Dreieckslenker (NKW) / For A-Frame (CV)	(111)	8.231.171.000 8.231.187.000		

Achtung: Unsere Artikel sind nur als Ersatz für die angegebenen OE-Nummern gültig. In der Spalte "Ref." ist lediglich ein Teil der OE-Nummern aufgeführt. Die vollständige Auflistung aller Vergleichsnummern finden Sie im Anhang.
 Attention: The articles are only valid as replacement for the listed OE-numbers. In the column "Ref." only a selection of OE-No. is given. The complete listing you can see in the appendix. (151)

		Baumuster Model	 					Ref.
---	--	--------------------	---	---	---	--	---	------

EOBUS

S 120...									
S 120 -P		$\frac{\circ}{\circ}$	625 404	->Chass. 156910		8.231.078.000	8.231.106.000		
			112 080	Chass. 156911->		8.231.103.000	8.231.267.000 D		
			112 081 HD●	Chass. 156911->		8.231.204.000	8.231.268.000 D		
		$\frac{1}{1}$	112 079 (x4)	Chass. 156911-> für Dreieckslenker (NKW) / For A-Frame (CV)	(111)	8.231.116.000	8.231.116.000 E	8.231.270.000 D	8.231.346.000
	$\frac{1}{1}$	101 618 (x4)●	Chass. 156911-> für Dreieckslenker (NKW) / For A-Frame (CV)	(111)	8.231.171.000	8.231.187.000			
S 130...									
S 130 -E		$\frac{\circ}{\circ}$	625 404	->Chass. 159543		8.231.078.000	8.231.106.000		
			112 080	Chass. 159544->		8.231.103.000	8.231.267.000 D		
			112 081 HD●	Chass. 159544->		8.231.204.000	8.231.268.000 D		
		$\frac{1}{1}$	112 079 (x4)	Chass. 159544-> für Dreieckslenker (NKW) / For A-Frame (CV)	(111)	8.231.116.000	8.231.116.000 E	8.231.270.000 D	8.231.346.000
	$\frac{1}{1}$	101 618 (x4)●	Chass. 159544-> für Dreieckslenker (NKW) / For A-Frame (CV)	(111)	8.231.171.000	8.231.187.000			
S 130 -HK		$\frac{\circ}{\circ}$	625 404	->Chass. 158514		8.231.078.000	8.231.106.000		
			112 080	Chass. 158515->		8.231.103.000	8.231.267.000 D		
			112 081 HD●	Chass. 158515->		8.231.204.000	8.231.268.000 D		
		$\frac{1}{1}$	112 079 (x4)	Chass. 158515-> für Dreieckslenker (NKW) / For A-Frame (CV)	(111)	8.231.116.000	8.231.116.000 E	8.231.270.000 D	8.231.346.000
	$\frac{1}{1}$	101 618 (x4)●	Chass. 158515-> für Dreieckslenker (NKW) / For A-Frame (CV)	(111)	8.231.171.000	8.231.187.000			
S 130 -P		$\frac{\circ}{\circ}$	625 404	->Chass. 158920		8.231.078.000	8.231.106.000		
			112 080	Chass. 158921->		8.231.103.000	8.231.267.000 D		
			112 081 HD●	Chass. 158921->		8.231.204.000	8.231.268.000 D		
		$\frac{1}{1}$	112 079 (x4)	Chass. 158921-> für Dreieckslenker (NKW) / For A-Frame (CV)	(111)	8.231.116.000	8.231.116.000 E	8.231.270.000 D	8.231.346.000
	$\frac{1}{1}$	101 618 (x4)●	Chass. 158921-> für Dreieckslenker (NKW) / For A-Frame (CV)	(111)	8.231.171.000	8.231.187.000			



Achtung: Unsere Artikel sind nur als Ersatz für die angegebenen OE-Nummern gültig. In der Spalte "Ref." ist lediglich ein Teil der OE-Nummern aufgeführt. Die vollständige Auflistung aller Vergleichsnummern finden Sie im Anhang.

Attention: The articles are only valid as replacement for the listed OE-numbers. In the column "Ref." only a selection of OE-No. is given. The complete listing you can see in the appendix. (151)



		Baumuster Model						Ref.
---	--	--------------------	--	---	---	--	---	------

EVOBUS





S 130...

S 130 -S				$\frac{\circ}{\circ}$	112 080			8.231.103.000 8.231.267.000 D
				$\frac{\circ}{\circ}$	112 081 HD●			8.231.204.000 8.231.268.000 D
				$\frac{1}{1}$	112 079 (x4)	für Dreieckslenker (NKW) / For A-Frame (CV)	(111)	8.231.116.000 8.231.116.000 E 8.231.270.000 8.231.270.000 D 8.231.346.000 8.231.346.000.0
					101 618 (x4)●	für Dreieckslenker (NKW) / For A-Frame (CV)	(111)	8.231.171.000 8.231.187.000

S 140...

S 140 -E,ES S 140 -P				$\frac{\circ}{\circ}$	112 080			8.231.103.000 8.231.267.000 D
				$\frac{\circ}{\circ}$	112 081 HD●			8.231.204.000 8.231.268.000 D
				$\frac{1}{1}$	112 079 (x4)	für Dreieckslenker (NKW) / For A-Frame (CV)	(111)	8.231.116.000 8.231.116.000 E 8.231.270.000 8.231.270.000 D 8.231.346.000 8.231.346.000.0
					101 618 (x4)●	für Dreieckslenker (NKW) / For A-Frame (CV)	(111)	8.231.171.000 8.231.187.000












S 150...

S 150 -E				$\frac{\circ}{\circ}$	625 404	->Chass. 161520		8.231.078.000 8.231.106.000
				$\frac{\circ}{\circ}$	112 080	Chass. 161521->		8.231.103.000 8.231.267.000 D
				$\frac{\circ}{\circ}$	112 081 HD●	Chass. 161521->		8.231.204.000 8.231.268.000 D
				$\frac{1}{1}$	112 079 (x4)	Chass. 161521-> für Dreieckslenker (NKW) / For A-Frame (CV)	(111)	8.231.116.000 8.231.116.000 E 8.231.270.000 8.231.270.000 D 8.231.346.000 8.231.346.000.0
					101 618 (x4)●	Chass. 161521-> für Dreieckslenker (NKW) / For A-Frame (CV)	(111)	8.231.171.000 8.231.187.000
S 150 -H				$\frac{\circ}{\circ}$	625 404	->Chass. 160315		8.231.078.000 8.231.106.000
				$\frac{\circ}{\circ}$	112 080	Chass. 160316->		8.231.103.000 8.231.267.000 D
				$\frac{\circ}{\circ}$	112 081 HD●	Chass. 160316->		8.231.204.000 8.231.268.000 D
				$\frac{1}{1}$	112 079 (x4)	Chass. 160316-> für Dreieckslenker (NKW) / For A-Frame (CV)	(111)	8.231.116.000 8.231.116.000 E 8.231.270.000 8.231.270.000 D 8.231.346.000 8.231.346.000.0
					101 618 (x4)●	Chass. 160316-> für Dreieckslenker (NKW) / For A-Frame (CV)	(111)	8.231.171.000 8.231.187.000

Achtung: Unsere Artikel sind nur als Ersatz für die angegebenen OE-Nummern gültig. In der Spalte "Ref." ist lediglich ein Teil der OE-Nummern aufgeführt. Die vollständige Auflistung aller Vergleichsnummern finden Sie im Anhang.
Attention: The articles are only valid as replacement for the listed OE-numbers. In the column "Ref." only a selection of OE-No. is given. The complete listing you can see in the appendix. (151)

		Baumuster Model						Ref.
---	--	--------------------	--	---	---	--	---	------

EOBUS


















S 150...								
S 150 -P		0 0	625 404	->Chass. 160840		8.231.078.000 8.231.106.000		
			112 080	Chass. 160841->		8.231.103.000 8.231.267.000 D		
			112 081 HD●	Chass. 160841->		8.231.204.000 8.231.268.000 D		
		1 1	112 079 (x4)	Chass. 160841-> für Dreieckslenker (NKW) / For A- Frame (CV)	(111)	8.231.116.000 8.231.116.000 E 8.231.270.000 8.231.270.000 D 8.231.346.000 8.231.346.000.0		
			101 618 (x4)●	Chass. 160841-> für Dreieckslenker (NKW) / For A- Frame (CV)	(111)	8.231.171.000 8.231.187.000		
S 200...								
S 200		0 0	112 080			8.231.103.000 8.231.267.000 D		
			112 081 HD●			8.231.204.000 8.231.268.000 D		
		1 1	112 079			8.231.116.000 8.231.116.000 E 8.231.270.000 8.231.270.000 D 8.231.346.000 8.231.346.000.0		
			101 618 ●			8.231.171.000 8.231.187.000		
S 208, S 208 H		0 0	101 974			8.231.205.000 D 8.231.213.000 D		
S 209 H,HD,HU		0 0	112 080			8.231.103.000 8.231.267.000 D		
			112 081 HD●			8.231.204.000 8.231.268.000 D		
		1 1	112 079 (x4)	für Dreieckslenker (NKW) / For A- Frame (CV)	(111)	8.231.116.000 8.231.116.000 E 8.231.270.000 8.231.270.000 D 8.231.346.000 8.231.346.000.0		
			101 618 (x4)●	für Dreieckslenker (NKW) / For A- Frame (CV)	(111)	8.231.171.000 8.231.187.000		
S 210...								
S 210 H,HD,HU S 211 H,HD,HU S 212 H,HD,HU S 215 SL		0 0	112 080			8.231.103.000 8.231.267.000 D		
			112 081 HD●			8.231.204.000 8.231.268.000 D		
		1 1	112 079 (x4)	für Dreieckslenker (NKW) / For A- Frame (CV)	(111)	8.231.116.000 8.231.116.000 E 8.231.270.000 8.231.270.000 D 8.231.346.000 8.231.346.000.0		
			101 618 (x4)●	für Dreieckslenker (NKW) / For A- Frame (CV)	(111)	8.231.171.000 8.231.187.000		
S 213 H,HD,HU,HR S 214 H,HD,HU,HR S 215 H,HD,HU,HR S 215 UL		0 0	112 081			8.231.204.000 8.231.268.000 D		
				1 1	112 079 (x4)	für Dreieckslenker (NKW) / For A- Frame (CV)	(111)	8.231.116.000 8.231.116.000 E 8.231.270.000 8.231.270.000 D 8.231.346.000 8.231.346.000.0
	101 618 (x4)●	für Dreieckslenker (NKW) / For A- Frame (CV)			(111)	8.231.171.000 8.231.187.000		

Achtung: Unsere Artikel sind nur als Ersatz für die angegebenen OE-Nummern gültig. In der Spalte "Ref." ist lediglich ein Teil der OE-Nummern aufgeführt. Die vollständige Auflistung aller Vergleichsnummern finden Sie im Anhang.

Attention: The articles are only valid as replacement for the listed OE-numbers. In the column "Ref." only a selection of OE-No. is given. The complete listing you can see in the appendix. (151)

		Baumuster Model	 					Ref.
---	--	--------------------	---	---	---	--	---	------






















EVOBUS

S 210...								
S 215 HDH				$\frac{\circ}{\circ}$	112 081			8.231.204.000 8.231.268.000 D
S 215 HUL				$\frac{\circ}{\circ}$	112 081			8.231.204.000 8.231.268.000 D
				$\frac{1}{1}$	112 079 (x4)			8.231.116.000 8.231.116.000 E 8.231.270.000 8.231.270.000 D 8.231.346.000 8.231.346.000.0
S 215 NR				$\frac{\circ}{\circ}$	131 166 ▲			8.231.359.000
S 216 H,HDS				$\frac{\circ}{\circ}$	112 081	->Chass. 025		8.231.204.000 8.231.268.000 D
				$\frac{\circ}{\circ}$	112 082	Chass. 026->		8.231.220.000 8.231.269.000 D 8.231.367.000.0
				$\frac{1}{1}$	112 079 (x4)	für Dreieckslenker (NKW) / For A-Frame (CV)	(111)	8.231.116.000 8.231.116.000 E 8.231.270.000 8.231.270.000 D 8.231.346.000 8.231.346.000.0
			$\frac{1}{1}$	101 618 (x4)●	für Dreieckslenker (NKW) / For A-Frame (CV)	(111)	8.231.171.000 8.231.187.000	
S 217 HDH				$\frac{\circ}{\circ}$	112 582			8.231.322.000 8.231.345.000
				$\frac{1}{1}$	125 965			8.231.342.000 8.231.342.000.0
S 220...								
S 228 DT				$\frac{\circ}{\circ}$	112 082			8.231.220.000 8.231.269.000 D 8.231.367.000.0
				$\frac{1}{1}$	112 079 (x4)	für Dreieckslenker (NKW) / For A-Frame (CV)	(111)	8.231.116.000 8.231.116.000 E 8.231.270.000 8.231.270.000 D 8.231.346.000 8.231.346.000.0
			$\frac{1}{1}$	101 618 (x4)●	für Dreieckslenker (NKW) / For A-Frame (CV)	(111)	8.231.171.000 8.231.187.000	
S 300...								
S 300 NC				$\frac{\circ}{1}$	131 343 ▲			8.231.349.000
S 300 NL				$\frac{\circ}{\circ}$	131 175 *			0.501.317.439 8.252.054.236
S 309 HD				$\frac{\circ}{\circ}$	112 582			8.231.322.000 8.231.345.000
S 310...								
S 312 HD				$\frac{\circ}{\circ}$	112 582			8.231.322.000 8.231.345.000
S 315 HDH-BS				$\frac{\circ}{\circ}$	112 582			8.231.322.000 8.231.345.000
S 315 GT-HD				$\frac{\circ}{\circ}$	280 926 =*			627 323 00 00
				$\frac{1}{1}$	112 583			8.231.323.000 D 8.231.348.000
			$\frac{1}{1}$	125 964 *			627 326 01 00 8.231.347.000	
				$\frac{\circ}{\circ}$	112 582			8.231.322.000 8.231.345.000
S 315 HDH				$\frac{1}{1}$	112 583			8.231.323.000 D 8.231.348.000

Achtung: Unsere Artikel sind nur als Ersatz für die angegebenen OE-Nummern gültig. In der Spalte "Ref." ist lediglich ein Teil der OE-Nummern aufgeführt. Die vollständige Auflistung aller Vergleichsnummern finden Sie im Anhang.
Attention: The articles are only valid as replacement for the listed OE-numbers. In the column "Ref." only a selection of OE-No. is given. The complete listing you can see in the appendix. (151)

		Baumuster Model	 					Ref.
---	--	--------------------	---	---	---	--	---	------

EVOBUS








S 310...												
S 315 NF				$\frac{\circ}{\circ}$	131 035 *			8.231.365.000 8.231.372.000				
						$\frac{\circ}{\text{I}}$	131 173	Auge-Durchmesser: 40 mm / Eye-diameter: 40 mm	(10)	8.231.366.000 8.231.366.000.0		
							131 624	Auge-Durchmesser: 50 mm / Eye-diameter: 50 mm	(11)	8.231.368.000		
S 315 UL/H/GT				$\frac{\circ}{\circ}$	112 582			8.231.322.000 8.231.345.000				
						$\frac{\text{I}}{\text{I}}$	125 964 *			627 326 01 00 8.231.347.000		
S 317 HDH-3				$\frac{\circ}{\circ}$	112 582			8.231.322.000 8.231.345.000				
						$\frac{\text{I}}{\text{I}}$	125 965 (x4)			8.231.342.000 8.231.342.000.0		
S 319 NF				$\frac{\circ}{\circ}$	131 035 *			8.231.365.000 8.231.372.000				
						$\frac{\circ}{\text{I}}$	131 173	Auge-Durchmesser: 40 mm / Eye-diameter: 40 mm	(10)	8.231.366.000 8.231.366.000.0		
S 320...												
S 328 DT				$\frac{\circ}{\text{I}}$	131 474			8.231.343.000 8.231.343.000.0				
						$\frac{\text{I}}{\text{I}}$	125 965			8.231.342.000 8.231.342.000.0		
SG 165...												
SG 165				$\frac{\circ}{\circ}$	131 265 $\infty\infty$			8.224.000.052.0				
SG 175...												
SG 175				$\frac{\circ}{\circ}$	131 265 $\infty\infty$			8.224.000.052.0				
						$\frac{\circ}{\circ}$	101 330 $\blacktriangle\infty\infty$			8.231.039.000 8.231.194.000		
SG 180...												
SG 180				$\frac{\circ}{\circ}$	131 265 $\infty\infty$			8.224.000.052.0				
						$\frac{\circ}{\circ}$	112 080			8.231.103.000 8.231.267.000 D		
							$\frac{\circ}{\circ}$	112 081 HD●			8.231.204.000 8.231.268.000 D	
						$\frac{\text{I}}{\text{I}}$	112 079			8.231.116.000 8.231.116.000 E 8.231.270.000 8.231.270.000 D 8.231.346.000 8.231.346.000.0		
								$\frac{\circ}{\circ}$	101 330 $\blacktriangle\infty\infty$			8.231.039.000 8.231.194.000
								$\frac{\text{I}}{\text{I}}$	101 618 ●			8.231.171.000 8.231.187.000
					SG 219...							
SG 219 SL				$\frac{\circ}{\circ}$	131 265 $\infty\infty$			8.224.000.052.0				
						$\frac{\text{I}}{\text{I}}$	106 670 $\bullet\infty\infty$			8.231.352.000.0		
SG 220...												
SG 220 UL				$\frac{\circ}{\circ}$	131 265 $\infty\infty$			8.224.000.052.0				
SG 221...												
SG 221 HDS				$\frac{\circ}{\circ}$	131 265 $\infty\infty$			8.224.000.052.0				
SG 221 UL				$\frac{\text{I}}{\text{I}}$	106 533 $\infty\infty$			8.231.353.000.0				
					106 670 $\bullet\infty\infty$			8.231.352.000.0				





Achtung: Unsere Artikel sind nur als Ersatz für die angegebenen OE-Nummern gültig. In der Spalte "Ref." ist lediglich ein Teil der OE-Nummern aufgeführt. Die vollständige Auflistung aller Vergleichsnummern finden Sie im Anhang.



Attention: The articles are only valid as replacement for the listed OE-numbers. In the column "Ref." only a selection of OE-No. is given. The complete listing you can see in the appendix. (151)





		Baumuster Model	 					Ref.
---	--	--------------------	---	---	---	--	---	------

FIAT

50-Serie								
AI Bus					300 078			8555803 8559478 8559985 8561470 8562478 8563236
320-Serie								
329 A					300 078			8555803 8559478 8559985 8561470 8562478 8563236
370-Serie								
370					300 085			4691965 4854638

DUCATO Panorama (280) 07.82 - 08.90								
1.8	07.82 - 12.88				110 567 ▲	->Chass. 0284193		4439223
2.0, 55 kW	01.86 - 08.90				110 431	Chass. 0284194->		7569730
2.0, 58 kW	07.82 - 05.85				900 063			
2.0, 62 kW	09.88 - 08.90				311 417			4439194
1.9 D	02.87 - 08.90							
1.9 TD	03.89 - 08.90							
2.4 D	07.82 - 12.85							
2.5 D	01.86 - 08.90							
2.5 D 4x4	01.87 - 08.90							
2.4 TD	01.87 - 08.90							
2.4 TD 4x4	01.86 - 08.90							








DUCATO Panorama (290) 01.90 - 05.94								
1.8	- 12.94				110 431			7569730
2.0	07.90 - 03.94				311 417			4439194
1.9 D	07.90 - 03.94							
1.9 TD	07.90 - 03.94							
2.5 D	07.90 - 03.94							
2.5 D 4x4	07.90 - 03.94							
2.5 TD	08.90 - 03.94							
2.5 TD 4x4	01.91 - 03.94							

DUCATO Bus (230) 03.94 - 04.02								
2.0 Panorama/Combinato	03.94 - 04.02				280 975 =			1317926080 1351012080
1.9 D	04.98 - 04.02				900 063			
1.9 D Combinato	06.95 - 04.02				280 981 =			1312333080
1.9 TD	04.98 - 04.02							
1.9 TD Combinato	08.94 - 04.02							
1.9 TD Panorama/Combinato	03.94 - 04.02							
2.0 JTD	10.01 - 04.02							
2.5 D Combinato	08.94 - 04.02							
2.5 TDI 4x4	04.97 - 04.02							
2.5 TDI Combinato	08.94 - 04.02							
2.5 TDI Panorama/Combinato,	07.94 - 04.02							
80 kW								
2.5 TDI Panorama/Combinato,	03.94 - 04.02							
85 kW								
2.8 D	02.98 - 04.02							
2.8 JTD	11.00 - 04.02							
2.8 JTD 4x4	11.00 - 04.02							
2.8 TDI	10.97 - 04.02							
2.8 TDI 4x4	07.99 - 04.02							

































Achtung: Unsere Artikel sind nur als Ersatz für die angegebenen OE-Nummern gültig. In der Spalte "Ref." ist lediglich ein Teil der OE-Nummern aufgeführt. Die vollständige Auflistung aller Vergleichsnummern finden Sie im Anhang.
Attention: The articles are only valid as replacement for the listed OE-numbers. In the column "Ref." only a selection of OE-No. is given. The complete listing you can see in the appendix. (151)

		Baumuster Model						Ref.
---	--	--------------------	--	--	--	--	--	------

FIAT

DUCATO Bus (244, Z_) 04.02 -								
2.0	04.02 -				280 975 =	nicht für Nutzlast [kg] / not for payload [kg]: 1800	(136)	1317926080 1351012080
2.0 JTD	04.02 -							
2.3 JTD	04.02 -				900 063			
2.8 JTD	04.02 -				280 979 =	nicht für Nutzlast [kg] / not for payload [kg]: 1800	(136)	1303682080 1318946080 1346464080 1347238080
2.8 JTD 4x4	07.02 -							
DUCATO Bus 07.06 -								
100 Multijet 2,2 D	07.06 -				900 174			
120 Multijet 2,3 D	07.06 -							
160 Multijet Power 3,0 D	07.06 -							

































FORD

TRANSIT Bus (72E, 73E) 11.65 - 09.78								
1.5 900 (7200)	11.65 - 08.69	100L,130,150			230 802 ▲			1 502 194
1.5 900 (7300)	11.65 - 05.73	,175,190						
1.5 1000 (72E2A)	12.68 - 05.73	75, 115, 100,			101 229 ▲			5 001 820
1.5 1100 (72000)	11.65 - 07.71	125						
1.7 (72E3C)	01.71 - 05.73				230 801			1 499 291 1 502 211 6 059 133
1.7 900 (7300)	02.71 - 06.71							
1.7 1000 (72E2A)	01.71 - 05.73							
1.7 1300 (820000)	01.66 - 05.73							
1.7 FT 100 (72E2A)	04.71 - 03.78							
2.3 D FT 100 (72E2X)	11.71 - 09.78							
TRANSIT Bus (V_ _) 11.77 - 10.86								
1.6 (VAS, VLS, VZS)	12.77 - 10.86	100L,130,150			110 909	11.1985->		5 014 340
2.0 (VAS, VLS, VZS)	11.77 - 10.86	,175,190						
2.0 (VAS, VIL, VLS, VUL, VZS)	11.77 - 10.86				230 802 ▲	->10.1985		1 502 194
2.4 D (VAS, VBL, VIL, VUL, VZS)	12.77 - 10.86				110 910	11.1985->		5 016 024
2.5 D (VAS, VBL, VIL, VUL, VZS)	10.83 - 10.86	75,100,115,1			101 229 ▲	->10.1985		5 001 820
		25						
		80,100,115,1			230 803 =	11.1985->		
		20			110 908	11.1985->		5 016 021
					230 801	->10.1985		1 499 291 1 502 211 6 059 133
2.0 (VAS, VBLVIL, VLS, VUL, VZS)	12.77 - 07.82	100L,130,150			230 802 ▲			1 502 194
		,175,190						
		75, 115, 100,			101 229 ▲			5 001 820
		125						
					230 801			1 499 291 1 502 211 6 059 133
TRANSIT Bus (T_ _) 10.85 - 09.92								
1.6 (TBL, TES)	12.85 - 01.89	100L,130,150			110 909			5 014 340
2.5 D (TBS, TCL, TCS, TEL, TES)	12.85 - 01.89	,175,190						
					110 910			5 016 024
		80,100,115,1			230 803 =			
		20			110 908			5 016 021

Achtung: Unsere Artikel sind nur als Ersatz für die angegebenen OE-Nummern gültig. In der Spalte "Ref." ist lediglich ein Teil der OE-Nummern aufgeführt. Die vollständige Auflistung aller Vergleichsnummern finden Sie im Anhang.
 Attention: The articles are only valid as replacement for the listed OE-numbers. In the column "Ref." only a selection of OE-No. is given. The complete listing you can see in the appendix. (151)

		Baumuster Model						Ref.
---	--	----------------------------	--	---	---	--	---	-------------

FORD










































TRANSIT Bus (T_)		10.85 - 09.92						
2.0 (TBS, TCL, TCS, TEL, TES)	11.85 - 09.92	100L,130,150			230 858 =	07.1991->		5 025 618
2.0 (TBS, TCL, TCS) KAT	12.85 - 09.92	,150L						
2.5 D (TBS, TEL, TES)	09.88 - 09.92	150S,190L			110 909	->06.1991		5 014 340
		100L,130,150			110 910	->06.1991		5 016 024
		,175,190						
		80,100,115,1			230 803 =	->06.1991		
		20			110 908	->06.1991		5 016 021
		80,100,115,1			230 857 =	07.1991->		5 025 617
		20,190						5 025 620
								5 029 871
								6 700 775
								7 355 381
					230 777 =	07.1991->		5 029 866
								5 029 867
TRANSIT Bus (E_)		01.91 - 07.94						
2.0	09.91 - 09.94	100L,120L,130,150			230 858 =			5 025 618
		150L,150S,190L						
		80,100,115,L,120 190,EF			230 857 =			5 025 617
								5 025 620
								5 029 871
								6 700 775
								7 355 381
					230 777 =			5 029 866
								5 029 867
2.0 i (EBL, EDL, EGL, ESS, EUS)	09.91 - 07.94	100L,130,150			230 858 =			5 025 618
2.9 i	01.91 -	,150L						
2.5 DI (EBS, EDS, EDL, ESS, EUS)	08.91 - 07.94	150S,190L			230 857 =			5 025 617
2.5 DI (EBS, EDS, EGL, ESS, EUS)	09.91 - 07.94	80,100,115,1						5 025 620
2.5 TD (EBS, EBL, ECL, EDS, EDL, ESS, EUS)	10.92 - 07.94	20,190			230 777 =			5 029 871
2.5 TD (ECL, EDS, EDL, EGL, ESS, EUS)	09.91 - 07.94							6 700 775
								7 355 381
								5 029 866
								5 029 867
TRANSIT Bus (E_)		06.94 - 07.00						
2.0 (EBL, EBS, ECL, EDS, EDL, EGL, ESS, ESL, EUS)	09.95 - 03.00	100L,120L,130,150			230 858 =			5 025 618
2.0 CNG	06.94 - 03.00	150L,150S						
2.9 i V6	08.94 -	80,100,115,1			230 857 =			5 025 617
2.5 DI (EBL, ECL, EDS, EDL)	07.94 - 03.00	15L,120						5 025 620
2.5 DI (EBL, EDL, EDS, ESL, ESS)	08.97 - 03.00	190,EF			230 777 =			5 029 871
2.5 DI (EBL, EDS, ESL, ESS, EUS)	08.94 - 03.00							6 700 775
2.5 TD (EB_, ED_, ES_)	08.94 - 06.00							7 355 381
2.5 TD (EBL, EDL, EDS, EGL, ESL, ESS, EUS)	01.95 - 03.00							5 029 866
2.5 TD (ECL, EDL, EDS, ESL, ESS, EUS)	07.94 - 03.00							5 029 867

Achtung: Unsere Artikel sind nur als Ersatz für die angegebenen OE-Nummern gültig. In der Spalte "Ref." ist lediglich ein Teil der OE-Nummern aufgeführt. Die vollständige Auflistung aller Vergleichsnummern finden Sie im Anhang.
 Attention: The articles are only valid as replacement for the listed OE-numbers. In the column "Ref." only a selection of OE-No. is given. The complete listing you can see in the appendix. (151)

		Baumuster Model						Ref.
---	--	--------------------	--	---	---	--	---	------

FORD

TRANSIT Bus (FD_, FB_, FS_, FZ_, FC_) 01.00 - 05.06





















2.3 16V [RWD] (F_B_, F_C_, F_A_)	08.00 - 05.06				230 965 =		1C15-18045-CF 1C15-18045-CG
				900 077			
					311 833 =	08.2001 - 09.2002 mit absenkbarer Luftfederung hinten / with lowerable pneumatic suspension rear (127)	
				230 963 =	04.2001-> für / for: Bus M2 nicht für / Not for: Jumbo (109) (132)	1C15-18080-GA YC15-18080-FG	
				311 837 =	04.2002-> für / for: Bus M2 für / for: Jumbo (109) (109)		
				311 834 =	05.2001-> mit absenkbarer Luftfederung hinten / with lowerable pneumatic suspension rear (127)		
				311 838 =	09.2002-> mit absenkbarer Luftfederung hinten / with lowerable pneumatic suspension rear (127)		
				230 963 =		1C15-18080-GA YC15-18080-FG	
				230 964 =	Flüssiggas (LPG) / Liquefied Petroleum Gas (LPG) (48)	2C11-18080-AA YC15-18080-SA	
2.0 DI (F_E_, F_F_, F_G_), 55 kW	08.00 - 05.06	0.8 1.0S			311 010 =	11.2000 - 10.2002 mit niedrigem Dach / with low roof mit mittelhohem Dach / with middle- high roof (129) (128)	
2.0 DI (F_E_, F_F_, F_G_), 63 kW	08.00 - 05.06						
2.0 DI (F_E_, F_F_, F_G_), 74 kW	08.00 - 05.06	0.8S 1.0S			311 010 =	->11.2000 mit niedrigem Dach / with low roof (129)	
		1.0M 1.3M 1.3L			311 010 =	->10.2002	
		280S			311 010 =	mit mittelhohem Dach / with middle- high roof (128)	
		300S			311 010 =	mit mittelhohem Dach / with middle- high roof mit niedrigem Dach / with low roof (129)	
					230 965 =		1C15-18045-CF 1C15-18045-CG
					900 077		
					311 010 =	05.2001-> für / for: Bus M1 LRF (109)	
2.0 TDCi (F_F_, F_E_, F_G_)	08.02 - 05.06	0.8 1.0S			311 010 =	->10.2002 mit niedrigem Dach / with low roof mit mittelhohem Dach / with middle- high roof (129) (128)	
		0.8S 1.0S			311 010 =	mit niedrigem Dach / with low roof (129)	
		1.0M 1.3M 1.3L			311 010 =	->10.2002	
		280S			311 010 =	mit mittelhohem Dach / with middle- high roof (128)	
		300S			311 010 =	mit mittelhohem Dach / with middle- high roof mit niedrigem Dach / with low roof (129)	
					230 965 =		1C15-18045-CF 1C15-18045-CG
					900 077		
					311 010 =	für / for: Bus M1 LRF (109)	

Achtung: Unsere Artikel sind nur als Ersatz für die angegebenen OE-Nummern gültig. In der Spalte "Ref." ist lediglich ein Teil der OE-Nummern aufgeführt. Die vollständige Auflistung aller Vergleichsnummern finden Sie im Anhang.

Attention: The articles are only valid as replacement for the listed OE-numbers. In the column "Ref." only a selection of OE-No. is given. The complete listing you can see in the appendix. (151)

		Baumuster Model						Ref.
---	--	--------------------	--	---	---	--	---	------














FORD

TRANSIT Bus (FD_, FB_, FS_, FZ_, FC_) 01.00 - 05.06										
2.4 DI [RWD] (F_B_, F_C_) 2.4 DI (F_B_, F_C_, F_A_) 2.4 DI [RWD] (F_B_, F_C_, F_A_)	01.00 - 05.06				230 965 =			1C15-18045-CF 1C15-18045-CG		
					900 077					
							230 963 =	->04.2001		1C15-18080-GA YC15-18080-FG
							311 833 =	08.2001 - 09.2002 mit absenkbarer Luftfederung hinten / with lowerable pneumatic suspension rear	(127)	
							230 963 =	04.2001-> für / for: Bus M2 nicht für / Not for: Jumbo	(109) (132)	1C15-18080-GA YC15-18080-FG
							311 837 =	04.2002-> für / for: Bus M2 für / for: Jumbo	(109) (109)	
							311 834 =	05.2001-> mit absenkbarer Luftfederung hinten / with lowerable pneumatic suspension rear	(127)	
							230 964 =	06.2002-> Flüssiggas (LPG) / Liquefied Petroleum Gas (LPG)	(48)	2C11-18080-AA YC15-18080-SA
							311 838 =	09.2002-> mit absenkbarer Luftfederung hinten / with lowerable pneumatic suspension rear	(127)	
230 963 =			1C15-18080-GA YC15-18080-FG							
2.4 TDCi 2.4 TDE	03.04 - 05.06 03.04 - 05.06				230 965 =			1C15-18045-CF 1C15-18045-CG		
					900 077					
2.4 TDE (F_C_, F_B_, F_A_)	07.01 - 05.06				230 963 =			1C15-18080-GA YC15-18080-FG		
							230 965 =			1C15-18045-CF 1C15-18045-CG
							900 077			
							311 833 =	08.2002 - 09.2002 mit absenkbarer Luftfederung hinten / with lowerable pneumatic suspension rear	(127)	
							230 964 =	08.2002-> Flüssiggas (LPG) / Liquefied Petroleum Gas (LPG)	(48)	2C11-18080-AA YC15-18080-SA
					311 837 =	08.2002-> für / for: Bus M2 für / for: Jumbo			(109) (109)	
		311 838 =	09.2002-> mit absenkbarer Luftfederung hinten / with lowerable pneumatic suspension rear	(127)						
		230 963 =			1C15-18080-GA YC15-18080-FG					





Achtung: Unsere Artikel sind nur als Ersatz für die angegebenen OE-Nummern gültig. In der Spalte "Ref." ist lediglich ein Teil der OE-Nummern aufgeführt. Die vollständige Auflistung aller Vergleichsnummern finden Sie im Anhang.
Attention: The articles are only valid as replacement for the listed OE-numbers. In the column "Ref." only a selection of OE-No. is given. The complete listing you can see in the appendix. (151)

		Baumuster Model						Ref.
---	--	--------------------	--	---	---	--	---	------

FORD

TRANSIT Bus		07.06 -											
2.2 TDCi, 63 kW 2.2 TDCi, 81 kW 2.2 TDCi, 96 kW	07.06 - 07.06 - 07.06 -				313 500 =	nur als Ersatz für angegebene OE-Nr. (138) / only for the listed OE-Numbers							
					313 501 =	nur als Ersatz für angegebene OE-Nr. (138) / only for the listed OE-Numbers							
					313 502 =	nur als Ersatz für angegebene OE-Nr. (138) / only for the listed OE-Numbers							
					313 503 =	nur als Ersatz für angegebene OE-Nr. (138) / only for the listed OE-Numbers							
					900 193								
										313 504 =	nur als Ersatz für angegebene OE-Nr. (138) / only for the listed OE-Numbers		
					313 508 =	nur als Ersatz für angegebene OE-Nr. (138) / only for the listed OE-Numbers							
					313 516 =	nur als Ersatz für angegebene OE-Nr. (138) / only for the listed OE-Numbers							
2.4 TDCi, 74 kW 2.4 TDCi, 85 kW 2.4 TDCi, 103 kW	07.06 - 07.06 - 07.06 -				313 500 =	nur als Ersatz für angegebene OE-Nr. (138) / only for the listed OE-Numbers							
					313 501 =	nur als Ersatz für angegebene OE-Nr. (138) / only for the listed OE-Numbers							
					313 502 =	nur als Ersatz für angegebene OE-Nr. (138) / only for the listed OE-Numbers							
					313 503 =	nur als Ersatz für angegebene OE-Nr. (138) / only for the listed OE-Numbers							
					313 545 =	nur als Ersatz für angegebene OE-Nr. (138) / only for the listed OE-Numbers							
								900 193					
								313 506 =	nur als Ersatz für angegebene OE-Nr. (138) / only for the listed OE-Numbers				
										313 505 =	nur als Ersatz für angegebene OE-Nr. (138) / only for the listed OE-Numbers		
										313 507 =	nur als Ersatz für angegebene OE-Nr. (138) / only for the listed OE-Numbers		
										313 508 =	nur als Ersatz für angegebene OE-Nr. (138) / only for the listed OE-Numbers		
					313 509 =			nur als Ersatz für angegebene OE-Nr. (138) / only for the listed OE-Numbers					
2.4 TDCi Allrad	11.06 -				313 500 =	nur als Ersatz für angegebene OE-Nr. (138) / only for the listed OE-Numbers							
					313 501 =	nur als Ersatz für angegebene OE-Nr. (138) / only for the listed OE-Numbers							
					313 502 =	nur als Ersatz für angegebene OE-Nr. (138) / only for the listed OE-Numbers							
					313 503 =	nur als Ersatz für angegebene OE-Nr. (138) / only for the listed OE-Numbers							
					313 545 =	nur als Ersatz für angegebene OE-Nr. (138) / only for the listed OE-Numbers							
								313 506 =	nur als Ersatz für angegebene OE-Nr. (138) / only for the listed OE-Numbers				
										313 505 =	nur als Ersatz für angegebene OE-Nr. (138) / only for the listed OE-Numbers		
										313 507 =	nur als Ersatz für angegebene OE-Nr. (138) / only for the listed OE-Numbers		
										313 508 =	nur als Ersatz für angegebene OE-Nr. (138) / only for the listed OE-Numbers		
					313 509 =	nur als Ersatz für angegebene OE-Nr. (138) / only for the listed OE-Numbers							

IKARUS

100 - 542										
250						112 450				62-010501 62010
256						112 450				62-010501 62010
260										
CR 160										





Achtung: Unsere Artikel sind nur als Ersatz für die angegebenen OE-Nummern gültig. In der Spalte "Ref." ist lediglich ein Teil der OE-Nummern aufgeführt. Die vollständige Auflistung aller Vergleichsnummern finden Sie im Anhang.

Attention: The articles are only valid as replacement for the listed OE-numbers. In the column "Ref." only a selection of OE-No. is given. The complete listing you can see in the appendix. (151)

		Baumuster Model	 					Ref.
---	--	--------------------	---	---	---	--	---	------













IKARUS

100 - 542

280 280 T		$\frac{1}{T}$	112 450		62-010501 62010	
				$\frac{1}{T}$	112 450	62-010501 62010
			$\frac{1}{T}$	112 450 ∞	62-010501 62010	
400		$\frac{1}{T}$	125 748 ▲			
				$\frac{1}{T}$	125 748 ▲	

IRISBUS

AGORA



Agora		$\frac{1}{O}$	131 059	09.1994 - 05.1997	5010 347 905			
			$\frac{1}{T}$	311 216	04.2002->	5010 531 249		
			$\frac{1}{T}$	131 191		5010 347 902		
				$\frac{1}{O}$	311 219	04.2002 - 03.2004	5010 531 250	
					$\frac{1}{O}$	311 651	03.2004->	5006172492
					$\frac{1}{O}$	311 778	03.2004->	5006172376
					$\frac{1}{O}$	131 081		5010 347 903
			311 650		5006172000			
Agora ETHEL		$\frac{1}{T}$	131 191	07.2000 - 03.2001	5010 347 902			
				$\frac{1}{O}$	131 081	07.2000 - 03.2001	5010 347 903	
Agora GNV Agora GNV RATP		$\frac{1}{T}$	131 191	01.2002 - 04.2002	5010 347 902			
			$\frac{1}{T}$	311 216	04.2002->	5010 531 249		
			$\frac{1}{O}$	131 081	01.2002->	5010 347 903		
Agora LINE		$\frac{1}{T}$	131 191	05.1998 - 04.2002	5010 347 902			
			$\frac{1}{T}$	311 216	04.2002->	5010 531 249		
			$\frac{1}{O}$	131 081	05.1998 - 04.2002	5010 347 903		
				$\frac{1}{O}$	311 219	04.2002->	5010 531 250	
Agora LINE AUTOCAR MOOVI		$\frac{1}{T}$	131 191	->04.2002	5010 347 902			
			$\frac{1}{T}$	311 216	04.2002->	5010 531 249		
			$\frac{1}{O}$	131 081	->04.2002	5010 347 903		
				$\frac{1}{O}$	311 219	04.2002->	5010 531 250	
Agora LINE RATP		$\frac{1}{T}$	311 216	04.2002->	5010 531 249			
				$\frac{1}{O}$	311 219	04.2002->	5010 531 250	
Agora PKD KAROSA		Euro2 12m	$\frac{1}{T}$	131 191	5010 347 902			
			$\frac{1}{O}$	131 081	5010 347 903			
		Euro3 12m	$\frac{1}{T}$	311 216	5010 531 249			
			$\frac{1}{O}$	311 219	5010 531 250			
		Euro3 18m	$\frac{1}{T}$	131 191	5010 347 902			
$\frac{1}{O}$	131 081	5010 347 903						

Achtung: Unsere Artikel sind nur als Ersatz für die angegebenen OE-Nummern gültig. In der Spalte "Ref." ist lediglich ein Teil der OE-Nummern aufgeführt. Die vollständige Auflistung aller Vergleichsnummern finden Sie im Anhang.
Attention: The articles are only valid as replacement for the listed OE-numbers. In the column "Ref." only a selection of OE-No. is given. The complete listing you can see in the appendix. (151)


		Baumuster Model	 					Ref.
---	--	--------------------	---	---	---	--	---	------

IRISBUS


AGORA

Agora RATP				$\frac{1}{0}$	131 059	07.1996 - 05.1997	5010 347 905
				$\frac{1}{1}$	311 216	04.2002->	5010 531 249
				$\frac{1}{0}$	311 650		5006172000
				$\frac{1}{1}$	131 191		5010 347 902
				$\frac{1}{0}$	311 219	04.2002->	5010 531 250
				$\frac{1}{0}$	131 081	07.1996->	5010 347 903

ARES 01.99 -


Ares				$\frac{1}{0}$	311 217		5010 494 114
------	--	--	---	---------------	---------	--	--------------

ILIADE 01.99 -







Iliade				$\frac{1}{0}$	311 217	07.2001-> nicht für / Not for: GTE/GTXE	5010 494 114 (132)
--------	--	--	---	---------------	---------	--	-----------------------

IVECO

A 55... - A 90...

A 55-10 A 55-13 A 60-10 A 70-12 A 90-13 A 90-14				$\frac{0}{0}$	310 010		4726933 4750776 4829308
--	--	--	---	---------------	---------	--	-------------------------------

BUS

393.29 My Way 399.35 My Way				$\frac{0}{0}$	311 199 *		500396370
393.35 My Way				$\frac{0}{0}$	131 245		9943 2849 9946 9860
				$\frac{0}{0}$	131 244		9943 2850 9946 9861
				$\frac{0}{0}$	311 199 *		500396370
490 490.18.29 490.12.22				$\frac{0}{0}$	311 200		9710 6000 9710 8730 9948 3907
				$\frac{1}{0}$	311 201		9710 6001 9948 3906
590E2 590E22 623E2CNG 5522				$\frac{1}{0}$	311 201		9710 6001 9948 3906
623E2 5522CNG				$\frac{0}{0}$	311 200		9710 6000 9710 8730 9948 3907
Cityclass 25 Cityclass 29 Cityclass 31 Cityclass 35 Cityclass 491.22 Cityclass 491.22 CNG Cityclass 491.24 CNG Cityclass 491.27 Cityclass 591.22 Cityclass 591.22 CNG Cityclass 591.24 CNG Cityclass 591.27				$\frac{1}{0}$	290 274		9943 2914





Achtung: Unsere Artikel sind nur als Ersatz für die angegebenen OE-Nummern gültig. In der Spalte "Ref." ist lediglich ein Teil der OE-Nummern aufgeführt. Die vollständige Auflistung aller Vergleichsnummern finden Sie im Anhang.

Attention: The articles are only valid as replacement for the listed OE-numbers. In the column "Ref." only a selection of OE-No. is given. The complete listing you can see in the appendix. (151)

























		Baumuster Model	 					Ref.
---	--	--------------------	---	---	---	--	---	------

IVECO



Daily 40...

A 40-10, 2499 ccm	01.91 - 12.96				290 062		9382 6662
A 40-10, 2798 ccm	09.96 -				290 063		4835 372
A 40-12	05.96 -						




Eurorider

26 26 A					131 111		9943 2852 9946 9833
					131 110		9943 2853 9946 9838
					311 202		500345548
29 29 A					131 111		9943 2852 9946 9833
					131 245		9943 2849 9946 9860
					131 110		9943 2853 9946 9838
					131 244		9943 2850 9946 9861
31					131 111		9943 2852 9946 9833
					131 110		9943 2853 9946 9838
					311 199 *		500396370
35 35 A 38					131 111		9943 2852 9946 9833
					131 245		9943 2849 9946 9860
					131 110		9943 2853 9946 9838
					131 244		9943 2850 9946 9861
					311 199 *		500396370
43					131 245		9943 2849 9946 9860
					131 244		9943 2850 9946 9861
					311 199 *		500396370




Zeta 01.79 - 12.92

A 70-14	05.88 - 12.92				310 010		4726933 4750776 4829308
---------	---------------	--	---	---	---------	--	-------------------------------

350...

350					300 085 		4691965 4854638
-----	--	--	---	---	---	--	--------------------










370...

370					300 085 		4691965 4854638
-----	--	--	---	---	---	--	--------------------



















Achtung: Unsere Artikel sind nur als Ersatz für die angegebenen OE-Nummern gültig. In der Spalte "Ref." ist lediglich ein Teil der OE-Nummern aufgeführt. Die vollständige Auflistung aller Vergleichsnummern finden Sie im Anhang.
 Attention: The articles are only valid as replacement for the listed OE-numbers. In the column "Ref." only a selection of OE-No. is given. The complete listing you can see in the appendix. (151)

		Baumuster Model	 					Ref.
---	--	--------------------	---	---	---	--	---	------

MAGIRUS-DEUTZ

Bus								
370.10 .24/25 370.12 .24/25 370.12 .25 L 370.12 .30 370.12 .35/40 370.24 /25 370.25 L 370.30 M 2000 R 119					112 748 (x4)	Radstand von [mm] / Wheelbase from [mm]: 5600 Radstand bis [mm] / Wheelbase to [mm]: 6290	(91)	0471 0675
					112 749 (x4)		(90)	0469 1965
M 170 L 100, R 100, TR 100 M 170 L 120, R 120 M 176 L 100, R 100, TR 100 M 200 L 100, R 100, TR 100 M 200 R 120, TR 120 M 210 L 117 M 230 L 117, L 120, R 120, TR 120 M 230 T 117 M 232 L 120, R 120, TR 120 M 260 L 117					101 356 ▲			0247 1243 0247 1244 0247 1284
260...								
260 R 106 260 R 109					300 085 			

MAN

















EL 01.93 - 01.01								
EL 202,EL 222 EL 202,EL 262	01.93 - 06.97 04.94 - 06.97	A12			112 912 =*			81.43701.6670 81.43701.6688 81.43701.6713 81.43701.6729 81.43701.6776 81.43701.6786
					112 913 (x4)*			81.43701.6672 81.43701.6714
EL 262	07.98 -	A12			112 912 =*			81.43701.6670 81.43701.6688 81.43701.6713 81.43701.6729 81.43701.6776 81.43701.6786
					112 913 *			81.43701.6672 81.43701.6714
G 90 09.87 - 05.95								
8.136 FOC,FOCR 8.150 FOC 8.170 FOC 9.136 FOC,FOCR 9.150 FOC 9.170 FOC	09.87 - 07.88 - 10.93 02.89 - 10.93 07.88 - 10.93 02.89 - 10.93	L05			101 993			81.43701.6354 81.43701.6392 81.43701.6410
					106 469 			81.43701.6338 81.43701.6452
L 2000 10.93 - 06.96								
8.220 FOC,8.220 FOCL 10.220 FOC,10.220 FOCL	04.95 - 02.95 -	L53			125 512 	->07.1995		81.43701.6781 81.43701.6789
					125 443			81.43701.6798

Achtung: Unsere Artikel sind nur als Ersatz für die angegebenen OE-Nummern gültig. In der Spalte "Ref." ist lediglich ein Teil der OE-Nummern aufgeführt. Die vollständige Auflistung aller Vergleichsnummern finden Sie im Anhang.

Attention: The articles are only valid as replacement for the listed OE-numbers. In the column "Ref." only a selection of OE-No. is given. The complete listing you can see in the appendix. (151)

		Baumuster Model	 					Ref.
---	--	--------------------	---	---	---	--	---	------











MAN

Lion's City								
Lion's City G	08.96 -	A23		$\frac{1}{1}$	131 340 =*			81.43701.6880
				$\frac{1}{1}$	131 070 *			81.43701.6881
					131 339 *			81.43701.6878
LION'S COACH 09.95 -								
RH 463, RHC 464	01.00 -	R08		$\frac{1}{1}$	311 890 =*	06.2002->		81.43702.6008
				$\frac{1}{1}$	131 273 =*	06.2002->		81.43701.6787 81.43701.6830 81.43701.6892 81.43701.6924
				$\frac{1}{1}$	311 890 = oo*	07.2003->		81.43702.6008
RHC 414	06.02 -	R07		$\frac{1}{1}$	311 890 =*			81.43702.6008
				$\frac{1}{1}$	131 273 =*			81.43701.6787 81.43701.6830 81.43701.6892 81.43701.6924
LION'S STAR 03.91 -								
FRH 322 FRH 422	01.93 - 09.96	A03		$\frac{1}{1}$	131 274 =*			81.43701.6785 81.43701.6856 81.43701.6923 81.43701.6940
				$\frac{1}{1}$	131 273 =*			81.43701.6787 81.43701.6830 81.43701.6892 81.43701.6924
N 03.02 -								
N 4516 Centro-E	03.02 -	486		$\frac{1}{1}$	131 340 =*			81.43701.6880
				$\frac{1}{1}$	131 339 *			81.43701.6878
NG 08.92 -								
NG 262,NG 263 NG 312,NG 313	07.98 - 07.98 -	A23		$\frac{1}{1}$	131 340 =*(x2) *			81.43701.6880
				$\frac{1}{1}$	131 070 ST(x4) *			81.43701.6881
					131 070 OI(x4) *			81.43701.6881
				$\frac{1}{1}$	131 341 ST(x4) oo*			81.43701.6882
					131 341 OI(x4) oo*			81.43701.6882
NG 272 NG 312	01.89 -	896 A19		$\frac{1}{1}$	112 912 =*			81.43701.6670 81.43701.6688 81.43701.6713 81.43701.6729 81.43701.6776 81.43701.6786
				$\frac{1}{1}$	112 913 (x4)*			81.43701.6672 81.43701.6714
				$\frac{1}{1}$	112 818 (x4)oo *			81.43701.6715
NL 09.88 -								
NL 202	09.89 - 04.94	895		$\frac{1}{1}$	112 912 =*			81.43701.6670 81.43701.6688 81.43701.6713 81.43701.6729 81.43701.6776 81.43701.6786
				$\frac{1}{1}$	112 913 *			81.43701.6672 81.43701.6714

Achtung: Unsere Artikel sind nur als Ersatz für die angegebenen OE-Nummern gültig. In der Spalte "Ref." ist lediglich ein Teil der OE-Nummern aufgeführt. Die vollständige Auflistung aller Vergleichsnummern finden Sie im Anhang.
Attention: The articles are only valid as replacement for the listed OE-numbers. In the column "Ref." only a selection of OE-No. is given. The complete listing you can see in the appendix. (151)

		Baumuster Model	 					Ref.
---	--	--------------------	---	---	---	--	---	------

















MAN

NL		09.88 -							
NL 202,NL 222,NL 223 NL 202,NL 262,NL 263	08.92 - 04.91 -	A10		$\frac{1}{T}$	112 912 =*			81.43701.6670 81.43701.6688 81.43701.6713 81.43701.6729 81.43701.6776 81.43701.6786	
				$\frac{1}{T}$	112 913 (x4)*		81.43701.6672 81.43701.6714		
NL 262	06.97 -	A10		$\frac{1}{T}$	112 912 =*			81.43701.6670 81.43701.6688 81.43701.6713 81.43701.6729 81.43701.6776 81.43701.6786	
NL 262,NL 263	07.98 -	A10		$\frac{1}{T}$	112 912 =*			81.43701.6670 81.43701.6688 81.43701.6713 81.43701.6729 81.43701.6776 81.43701.6786	
NM		08.87 -							
NM 152	04.92 - 03.97	A05		$\frac{1}{T}$	112 912 =*	->04.1993		81.43701.6670 81.43701.6688 81.43701.6713 81.43701.6729 81.43701.6776 81.43701.6786	
				$\frac{1}{T}$	112 912 =*	->04.1993	81.43701.6670 81.43701.6688 81.43701.6713 81.43701.6729 81.43701.6776 81.43701.6786		
NMT									
NMT 222 M10	04.98 -	J30		$\frac{1}{T}$	112 912 =*			81.43701.6670 81.43701.6688 81.43701.6713 81.43701.6729 81.43701.6776 81.43701.6786	
				$\frac{1}{T}$	131 927		81.43701.6791		
NÜ		03.96 -							
NÜ 223 NÜ 263, 9973 ccm	09.96 - 09.96 - 07.98	A20		$\frac{1}{T}$	131 340 ST=			81.43701.6880	
					* 112 912 $\overline{01}$ =			81.43701.6670 81.43701.6688 81.43701.6713 81.43701.6729 81.43701.6776 81.43701.6786	
				$\frac{1}{T}$	112 913 *	->06.1997	81.43701.6672 81.43701.6714		
					131 339 ST(x4)	07.1997->	81.43701.6878		
					* 131 339 $\overline{01}$ (x4)	07.1997->	81.43701.6878		
*									

Achtung: Unsere Artikel sind nur als Ersatz für die angegebenen OE-Nummern gültig. In der Spalte "Ref." ist lediglich ein Teil der OE-Nummern aufgeführt. Die vollständige Auflistung aller Vergleichsnummern finden Sie im Anhang.
 Attention: The articles are only valid as replacement for the listed OE-numbers. In the column "Ref." only a selection of OE-No. is given. The complete listing you can see in the appendix. (151)

		Baumuster Model	 					Ref.
---	--	--------------------	---	---	---	--	---	------



















MAN

NÜ		03.96 -							
NÜ 263, 6871 ccm NÜ 263, 11967 ccm NÜ 313	07.98 -	A20		$\frac{1}{T}$	131 340 ST=			81.43701.6880	
	07.98 -				*				
	07.98 -			$\frac{1}{T}$	112 912 \overline{OI} =			81.43701.6670 81.43701.6688 81.43701.6713 81.43701.6729 81.43701.6776 81.43701.6786	
		*							
					131 339 ST(x4)			81.43701.6878	
					*				
					131 339 \overline{OI} (x4)			81.43701.6878	
					*				
R		05.85 - 01.93							
R 292,FR 292,FRH 292	05.85 - 01.93	882 880		$\frac{1}{T}$	106 884 *			81.43701.6550 81.43701.6572	
				$\frac{1}{T}$	106 885 *			81.43701.6450 81.43701.6573 81.43701.6578	
RUE ...									
RUE 240 RUE 280	01.80 - 01.80 -	597		$\frac{1}{T}$	106 884 *			81.43701.6550 81.43701.6572	
				$\frac{1}{T}$	106 885 *			81.43701.6450 81.43701.6573 81.43701.6578	
S									
S 80				$\frac{1}{T}$	106 884 *			81.43701.6550 81.43701.6572	
				$\frac{1}{T}$	106 885 ●*			81.43701.6450 81.43701.6573 81.43701.6578	
SG		09.72 -							
SG 220 SG 220, 147 kW	05.80 - 01.85	297 194		$\frac{1}{T}$	101 892 ▲			81.43701.6266 81.43701.6543	
				$\frac{1}{T}$	106 884 ●*			81.43701.6550 81.43701.6572	
				$\frac{1}{T}$	101 892 ▲ \overline{OO}			81.43701.6266 81.43701.6543	
	$\frac{1}{T}$	106 884 \overline{OO} ●			81.43701.6550 81.43701.6572				
	$\frac{1}{T}$	*							
SG 220 FR SKD SG 240 HÜ	01.80 - 12.86 09.81 - 01.86	781 593		$\frac{1}{T}$	106 884 *			81.43701.6550 81.43701.6572	
				$\frac{1}{T}$	106 884 \overline{OO} *			81.43701.6550 81.43701.6572	
SG 220 SKD		283		$\frac{1}{T}$	101 892 ▲			81.43701.6266 81.43701.6543	
				$\frac{1}{T}$	106 884 ●*			81.43701.6550 81.43701.6572	
				$\frac{1}{T}$					
		799		$\frac{1}{T}$	101 892 ▲ \overline{OO}			81.43701.6266 81.43701.6543	
				$\frac{1}{T}$	106 884 \overline{OO} ●			81.43701.6550 81.43701.6572	
				$\frac{1}{T}$	*				
	$\frac{1}{T}$	106 884 *	Länderausführung: Türkei / Country Version: Turkey	(72)	81.43701.6550 81.43701.6572				
	$\frac{1}{T}$	112 879 *			81.43701.6607				
	$\frac{1}{T}$	106 884 \overline{OO} *	Länderausführung: Türkei / Country Version: Turkey	(72)	81.43701.6550 81.43701.6572				
	$\frac{1}{T}$	112 879 \overline{OO} *			81.43701.6607				

Achtung: Unsere Artikel sind nur als Ersatz für die angegebenen OE-Nummern gültig. In der Spalte "Ref." ist lediglich ein Teil der OE-Nummern aufgeführt. Die vollständige Auflistung aller Vergleichsnummern finden Sie im Anhang.
Attention: The articles are only valid as replacement for the listed OE-numbers. In the column "Ref." only a selection of OE-No. is given. The complete listing you can see in the appendix. (151)

		Baumuster Model						Ref.
---	--	--------------------	--	---	---	--	---	------

MAN











SG		09.72 -							
SG 220,SG 240 HÜ,SG 242 H	05.80 - 01.86	194		$\frac{1}{T}$	101 892 ▲		81.43701.6266 81.43701.6543		
				$\frac{1}{T}$	106 884 ●*		81.43701.6550 81.43701.6572		
				$\frac{1}{T}$	101 892 ▲●●		81.43701.6266 81.43701.6543		
				$\frac{1}{T}$	106 884 ●●*		81.43701.6550 81.43701.6572		
		593		$\frac{1}{T}$	106 884 *		81.43701.6550 81.43701.6572		
				$\frac{1}{T}$	106 884 ●●*		81.43701.6550 81.43701.6572		
		795			$\frac{1}{T}$	106 148 ▲	07.1984 - 06.1985	81.43701.6162 81.43701.6409	
					$\frac{1}{T}$	106 884 *	07.1985->	81.43701.6550 81.43701.6572	
					$\frac{1}{T}$	106 148 ▲●●	07.1984 - 06.1985	81.43701.6162 81.43701.6409	
					$\frac{1}{T}$	106 885 *	07.1985 - 09.1985	81.43701.6450 81.43701.6573 81.43701.6578	
				$\frac{1}{T}$	106 884 ●●*	07.1985->	81.43701.6550 81.43701.6572		
				$\frac{1}{T}$	112 860 *	10.1985->	81.43701.6574		
		SG 240 H,SG 242,SG 242 H	09.85 - 04.94	593		$\frac{1}{T}$	106 884 *		81.43701.6550 81.43701.6572
						$\frac{1}{T}$	106 884 ●●*		81.43701.6550 81.43701.6572
793				$\frac{1}{T}$	106 884 *		81.43701.6550 81.43701.6572		
					106 148 ▲	Komfortausführung / Comfort model (58)	81.43701.6162 81.43701.6409		
				$\frac{1}{T}$	106 885 *		81.43701.6450 81.43701.6573 81.43701.6578		
				$\frac{1}{T}$	112 860 ●●*		81.43701.6574		
795					$\frac{1}{T}$	106 884 ●●*	Komfortausführung / Comfort model (58)	81.43701.6550 81.43701.6572	
					$\frac{1}{T}$	106 884 *	->03.1990	81.43701.6550 81.43701.6572	
					$\frac{1}{T}$	112 860 *	->03.1990	81.43701.6574	
					$\frac{1}{T}$	106 884 ●●*	->04.1987	81.43701.6550 81.43701.6572	
				$\frac{1}{T}$	131 058 ▲●●*	05.1987 - 03.1990	81.43701.6606		
				SG 240 H,SG 292 H	11.84 - 09.89	593		$\frac{1}{T}$	106 884 *
	$\frac{1}{T}$	106 884 ●●*					81.43701.6550 81.43701.6572		
795		$\frac{1}{T}$	106 884 *				81.43701.6550 81.43701.6572		
			106 884 ●●*			->04.1987	81.43701.6550 81.43701.6572		
		$\frac{1}{T}$	131 058 ▲●●*			05.1987->	81.43701.6606		
		$\frac{1}{T}$	112 860 *				81.43701.6574		
SG 240 HF	01.83 -	790		$\frac{1}{T}$	106 884 *		81.43701.6550 81.43701.6572		
				$\frac{1}{T}$	112 860 *		81.43701.6574		

Achtung: Unsere Artikel sind nur als Ersatz für die angegebenen OE-Nummern gültig. In der Spalte "Ref." ist lediglich ein Teil der OE-Nummern aufgeführt. Die vollständige Auflistung aller Vergleichsnummern finden Sie im Anhang.

Attention: The articles are only valid as replacement for the listed OE-numbers. In the column "Ref." only a selection of OE-No. is given. The complete listing you can see in the appendix. (151)

		Baumuster Model						Ref.
---	--	--------------------	--	--	--	--	--	------
















MAN

SG		09.72 -						
SG 242 F SG 242,SG 292 SG 292 F SG 312,SG 322	01.85 - 09.85 - 04.94 01.87 - 02.94 - 06.97	890 793		$\frac{1}{T}$	106 884 *		81.43701.6550 81.43701.6572	
					106 148 ▲	Komfortausführung / Comfort model (58)	81.43701.6162 81.43701.6409	
					106 885 *		81.43701.6450 81.43701.6573 81.43701.6578	
					112 860 oo*		81.43701.6574	
				$\frac{1}{T}$	106 884 oo●*	Komfortausführung / Comfort model (58)	81.43701.6550 81.43701.6572	
SG 242 H		790		$\frac{1}{T}$	106 884 *		81.43701.6550 81.43701.6572	
					106 884 oo●*	->05.1987 Komfortausführung / Comfort model (58)	81.43701.6550 81.43701.6572	
					112 860 *	->06.1985	81.43701.6574	
					106 885 *	07.1985->	81.43701.6450 81.43701.6573 81.43701.6578	
SG 280 H	01.80 - 12.87	593		$\frac{1}{T}$	106 884 *		81.43701.6550 81.43701.6572	
					106 148 ▲	Komfortausführung / Comfort model (58)	81.43701.6162 81.43701.6409	
					106 884 oo*		81.43701.6550 81.43701.6572	
					131 058 ▲oo*		81.43701.6606	
SG 280 HF	05.86 - 03.88	790		$\frac{1}{T}$	106 884 *		81.43701.6550 81.43701.6572	
					112 860 *		81.43701.6574	
					106 884 *		81.43701.6550 81.43701.6572	
	886		$\frac{1}{T}$	112 860 *		81.43701.6574		
				131 058 ▲oo*		81.43701.6606		
SG 282 H	07.84 -	795		$\frac{1}{T}$	106 148 ▲	->06.1985	81.43701.6162 81.43701.6409	
					106 884 *	07.1985 - 03.1990	81.43701.6550 81.43701.6572	
					106 148 ▲oo	->06.1985	81.43701.6162 81.43701.6409	
					131 058 ▲oo*	05.1987 - 03.1990	81.43701.6606	
				$\frac{1}{T}$	106 884 oo*	07.1985 - 04.1987	81.43701.6550 81.43701.6572	
					106 885 *	07.1985 - 09.1985	81.43701.6450 81.43701.6573 81.43701.6578	
					112 860 *	10.1985 - 03.1990	81.43701.6574	
SL		06.72 - 04.87						
SL 40 FT SL 40 FT -USA	01.87 - 01.84 -	892		$\frac{1}{T}$	106 884 *		81.43701.6550 81.43701.6572	
SL 184 SL 200 FR	02.75 -			$\frac{1}{T}$	106 148 ▲		81.43701.6162 81.43701.6409	
					106 884 ●*		81.43701.6550 81.43701.6572	
				$\frac{1}{T}$	101 345 ▲		81.43701.6149 81.43701.6287 81.43701.6528	

Achtung: Unsere Artikel sind nur als Ersatz für die angegebenen OE-Nummern gültig. In der Spalte "Ref." ist lediglich ein Teil der OE-Nummern aufgeführt. Die vollständige Auflistung aller Vergleichsnummern finden Sie im Anhang.
 Attention: The articles are only valid as replacement for the listed OE-numbers. In the column "Ref." only a selection of OE-No. is given. The complete listing you can see in the appendix. (151)

		Baumuster Model						Ref.
---	--	--------------------	--	---	---	--	---	------

MAN

SL		06.72 - 04.87						
SL 200, 147-150 kW SL 200, 177 kW, 11413 ccm SL 200, 177 kW, 11967 ccm	05.80 - 04.87	192		$\frac{1}{T}$	106 148 ▲		81.43701.6162 81.43701.6409	
	05.80 - 01.86			$\frac{1}{T}$	106 884 ●*		81.43701.6550 81.43701.6572	
	01.86 - 04.87			$\frac{1}{T}$	101 345 ▲		81.43701.6149 81.43701.6287 81.43701.6528	
				$\frac{1}{T}$	106 885 ●*		81.43701.6450 81.43701.6573 81.43701.6578	
SL 200 BVG	01.83 -			$\frac{1}{T}$	101 345 ▲		81.43701.6149 81.43701.6287 81.43701.6528	
SL 200 ENASA		788		$\frac{1}{T}$	106 148 ▲		81.43701.6162 81.43701.6409	
				$\frac{1}{T}$	106 884 ●*		81.43701.6550 81.43701.6572	
				$\frac{1}{T}$	106 885 ●*		81.43701.6450 81.43701.6573 81.43701.6578	
SL 200 F	01.77 -	199		$\frac{1}{T}$	106 148 ▲		81.43701.6162 81.43701.6409	
				$\frac{1}{T}$	106 884 ●*		81.43701.6550 81.43701.6572	
				$\frac{1}{T}$	106 885 ●*		81.43701.6450 81.43701.6573 81.43701.6578	
		285		$\frac{1}{T}$	106 884 *	Länderausführung: Portugal / Country Version: Portugal	(70)	81.43701.6550 81.43701.6572
				$\frac{1}{T}$	106 885 *	Länderausführung: Portugal / Country Version: Portugal	(70)	81.43701.6450 81.43701.6573 81.43701.6578
SL 200 FR SKD	01.87 -	889		$\frac{1}{T}$	106 884 *		81.43701.6550 81.43701.6572	
				$\frac{1}{T}$	106 885 *		81.43701.6450 81.43701.6573 81.43701.6578	
SL 200 SKD	01.82 -	581		$\frac{1}{T}$	112 879 *		81.43701.6607	
SL II		04.84 - 05.96						
SL 202, 147-155 kW SL 202, 177-180 kW	06.84 - 04.93	791		$\frac{1}{T}$	106 148 ▲		81.43701.6162 81.43701.6409	
	06.84 - 04.94			$\frac{1}{T}$	106 884 ●*		81.43701.6550 81.43701.6572	
				$\frac{1}{T}$	101 345 ▲		81.43701.6149 81.43701.6287 81.43701.6528	
SM		08.87 -						
SM 152 SM 182, SM 192	11.87 - 04.94	469		$\frac{1}{T}$	131 065 *		81.43701.6643 81.43701.6716	
	11.87 - 02.95			$\frac{O}{O}$	112 895		81.43701.6610	
SR		02.75 - 08.94						
SR 240	01.75 -	290		$\frac{1}{T}$	106 002		81.43701.6163 81.43701.6317 81.43701.6541 84.43701.6003	
				$\frac{1}{T}$	101 345 ▲	->05.1978		81.43701.6149 81.43701.6287 81.43701.6528

Achtung: Unsere Artikel sind nur als Ersatz für die angegebenen OE-Nummern gültig. In der Spalte "Ref." ist lediglich ein Teil der OE-Nummern aufgeführt. Die vollständige Auflistung aller Vergleichsnummern finden Sie im Anhang.
Attention: The articles are only valid as replacement for the listed OE-numbers. In the column "Ref." only a selection of OE-No. is given. The complete listing you can see in the appendix. (151)




















MAN

SR		02.75 - 08.94							
SR 240, 177 kW	10.75 - 06.83	197		$\frac{1}{T}$	106 002			81.43701.6163 81.43701.6317 81.43701.6541 84.43701.6003	
			$\frac{1}{T}$	106 884 ●*			81.43701.6550 81.43701.6572		
				$\frac{1}{T}$	101 345 ▲(x4)			81.43701.6149 81.43701.6287 81.43701.6528	
SR 240 F SR 280 F	01.76 -	295		$\frac{1}{T}$	106 884 *			81.43701.6550 81.43701.6572	
				$\frac{1}{T}$	106 885 *			81.43701.6450 81.43701.6573 81.43701.6578	
			$\frac{1}{T}$	106 002	06.1976-> Länderausführung: Griechenland / Country Version: Greece	(68)	81.43701.6163 81.43701.6317 81.43701.6541 84.43701.6003		
		$\frac{1}{T}$	106 884 ●*	06.1976-> Länderausführung: Griechenland / Country Version: Greece	(68)	81.43701.6550 81.43701.6572			
SR 240 R SR 280 R	04.78 - 01.78 -			$\frac{1}{T}$	106 002			81.43701.6163 81.43701.6317 81.43701.6541 84.43701.6003	
			$\frac{1}{T}$	106 884 ●*			81.43701.6550 81.43701.6572		
				$\frac{1}{T}$	101 345 ▲(x4)			81.43701.6149 81.43701.6287 81.43701.6528	
SR 240 SKD SR 280 SKD	01.82 - 01.82 -	582		$\frac{1}{T}$	106 148 ▲	Länderausführung: Türkei / Country Version: Turkey	(72)	81.43701.6162 81.43701.6409	
			$\frac{1}{T}$	106 884 ●*	Länderausführung: Türkei / Country Version: Turkey	(72)	81.43701.6550 81.43701.6572		
SR 265 SKD	01.82 -	581		$\frac{1}{T}$	112 879 *	Länderausführung: Türkei / Country Version: Turkey	(72)	81.43701.6607	
SR 280	01.75 -	197		$\frac{1}{T}$	106 002	->12.1980		81.43701.6163 81.43701.6317 81.43701.6541 84.43701.6003	
			$\frac{1}{T}$	106 884 ●*	->12.1980		81.43701.6550 81.43701.6572		
			$\frac{1}{T}$	101 345 ▲	->05.1978		81.43701.6149 81.43701.6287 81.43701.6528		
SR 280,SR 280 H SR 321 H SR 361 H	01.77 - 11.86 03.82 - 11.86 01.78 - 11.86	288		$\frac{1}{T}$	106 002			81.43701.6163 81.43701.6317 81.43701.6541 84.43701.6003	
			$\frac{1}{T}$	106 884 ●*			81.43701.6550 81.43701.6572		
				$\frac{1}{T}$	101 345 ▲(x4)			81.43701.6149 81.43701.6287 81.43701.6528	
SR 281 -SKD		789		$\frac{1}{T}$	112 879 *			81.43701.6607	
SR 292	01.86 -	880		$\frac{1}{T}$	106 884 *			81.43701.6550 81.43701.6572	
				$\frac{1}{T}$	106 885 *	->01.1989		81.43701.6450 81.43701.6573 81.43701.6578	

Achtung: Unsere Artikel sind nur als Ersatz für die angegebenen OE-Nummern gültig. In der Spalte "Ref." ist lediglich ein Teil der OE-Nummern aufgeführt. Die vollständige Auflistung aller Vergleichsnummern finden Sie im Anhang.
 Attention: The articles are only valid as replacement for the listed OE-numbers. In the column "Ref." only a selection of OE-No. is given. The complete listing you can see in the appendix. (151)

		Baumuster Model						Ref.
---	--	--------------------	--	---	---	--	---	------

MAN




















SR 02.75 - 08.94								
SR 292 H	01.86 -	882		$\frac{1}{1}$	106 884 *			81.43701.6550
SR 332 H	01.86 -							81.43701.6572
SR 362	01.86 -			$\frac{1}{1}$	106 885 *	->01.1989		81.43701.6450
SR 362 H	01.86 -							81.43701.6573
								81.43701.6578
SU								
SU 220				$\frac{1}{1}$	101 892 ▲			81.43701.6266
								81.43701.6543
SU 220 12M SKD	01.78 -	282		$\frac{1}{1}$	106 884 *			81.43701.6550
								81.43701.6572
SU 240	01.84 - 12.88	584		$\frac{1}{1}$	106 884 *			81.43701.6550
								81.43701.6572
SÜ 04.93 - 05.95								
SÜ 220-SKD	03.78 -			$\frac{1}{1}$	101 892 ▲			81.43701.6266
								81.43701.6543
				$\frac{1}{1}$	101 892 ▲ ^{ee}			81.43701.6266
								81.43701.6543
SÜ 224				$\frac{1}{1}$	106 002			81.43701.6163
SÜ 240-SKD	02.77 -							81.43701.6317
								81.43701.6541
								84.43701.6003
			$\frac{1}{1}$		106 884 ●*			81.43701.6550
								81.43701.6572
				$\frac{1}{1}$	101 345 ▲			81.43701.6149
								81.43701.6287
								81.43701.6528
SÜ 240	01.72 -			$\frac{1}{1}$	106 002	->12.1983		81.43701.6163
								81.43701.6317
								81.43701.6541
								84.43701.6003
			$\frac{1}{1}$		106 884 ●*	->12.1983		81.43701.6550
								81.43701.6572
				$\frac{1}{1}$	101 345 ▲	->12.1983		81.43701.6149
								81.43701.6287
								81.43701.6528
SÜ 240, 147-150 kW	05.80 - 09.89	193		$\frac{1}{1}$	106 002			81.43701.6163
SÜ 240, 177 kW, 11413 ccm	10.75 - 01.86							81.43701.6317
								81.43701.6541
								84.43701.6003
			$\frac{1}{1}$		106 884 ●*			81.43701.6550
								81.43701.6572
				$\frac{1}{1}$	101 345 ▲			81.43701.6149
								81.43701.6287
								81.43701.6528
		789		$\frac{1}{1}$	106 002			81.43701.6163
								81.43701.6317
								81.43701.6541
								84.43701.6003
			$\frac{1}{1}$		101 892 ▲			81.43701.6266
								81.43701.6543
			$\frac{1}{1}$		106 884 ●*			81.43701.6550
								81.43701.6572
				$\frac{1}{1}$	101 345 ▲			81.43701.6149
								81.43701.6287
								81.43701.6528
			$\frac{1}{1}$		106 885 ●*			81.43701.6450
								81.43701.6573
								81.43701.6578
SÜ 240, 177 kW, 11967 ccm	01.86 - 09.89	789		$\frac{1}{1}$	101 892 ▲			81.43701.6266
SÜ 240, 206 kW	11.82 - 01.86							81.43701.6543
SÜ 240, 213 kW	01.86 - 09.89							81.43701.6550
								81.43701.6572
				$\frac{1}{1}$	106 885 ●*			81.43701.6450
								81.43701.6573
								81.43701.6578

Achtung: Unsere Artikel sind nur als Ersatz für die angegebenen OE-Nummern gültig. In der Spalte "Ref." ist lediglich ein Teil der OE-Nummern aufgeführt. Die vollständige Auflistung aller Vergleichsnummern finden Sie im Anhang.

Attention: The articles are only valid as replacement for the listed OE-numbers. In the column "Ref." only a selection of OE-No. is given. The complete listing you can see in the appendix. (151)

		Baumuster Model	 					Ref.
---	--	--------------------	---	---	---	--	---	------



















































MAN

SÜ 04.93 - 05.95								
SÜ 240 F	02.77 -	583		$\frac{1}{T}$	106 884 *	01.1978 - 12.1980		81.43701.6550 81.43701.6572
				$\frac{1}{T}$	106 002			81.43701.6163 81.43701.6317 81.43701.6541 84.43701.6003
				$\frac{1}{T}$	106 884 ●*			81.43701.6550 81.43701.6572
				$\frac{1}{T}$	101 345 ▲			81.43701.6149 81.43701.6287 81.43701.6528
SÜ 242	01.87 - 04.93	888		$\frac{1}{T}$	106 884 *			81.43701.6550 81.43701.6572
				$\frac{1}{T}$	106 885 *			81.43701.6450 81.43701.6573 81.43701.6578
SÜ 280	01.72 -	789		$\frac{1}{T}$	101 892 ▲	08.1982 - 12.1990		81.43701.6266 81.43701.6543
				$\frac{1}{T}$	106 884 ●*	08.1982 - 12.1990		81.43701.6550 81.43701.6572
				$\frac{1}{T}$	106 885 ●*	08.1982 - 12.1990		81.43701.6450 81.43701.6573 81.43701.6578
				$\frac{1}{T}$	106 002	->07.1982		81.43701.6163 81.43701.6317 81.43701.6541 84.43701.6003
				$\frac{1}{T}$	106 884 ●*	->07.1982		81.43701.6550 81.43701.6572
				$\frac{1}{T}$	101 345 ▲	->07.1982		81.43701.6149 81.43701.6287 81.43701.6528
ÜL 09.89 -								
ÜL 242	09.89 - 03.93	893		$\frac{1}{T}$	125 747 *			81.43701.6705
ÜL 272	03.93 -			$\frac{1}{T}$	124 951 *			81.43701.6706
ÜL 292	09.89 - 03.93							
10 ...								
10.136 HOCL,HOCL		469		$\frac{1}{T}$	131 065 *			81.43701.6643 81.43701.6716
10.150 HOCL,HOCL				$\frac{O}{O}$	112 895			81.43701.6610
10.180 HOCL,HOCL								
11 ...								
11.192 HOCL,HOCL		469		$\frac{1}{T}$	131 065 *			81.43701.6643 81.43701.6716
				$\frac{O}{O}$	112 895			81.43701.6610
12 ...								
12.220 HOCL-NL-CKD	08.01 -	A80		$\frac{1}{T}$	112 912 =*			81.43701.6670 81.43701.6688 81.43701.6713 81.43701.6729 81.43701.6776 81.43701.6786
				$\frac{O}{O}$	112 895			81.43701.6610
12.220 HOCL/R	01.98 -	A66		$\frac{1}{T}$	112 912 =*			81.43701.6670 81.43701.6688 81.43701.6713 81.43701.6729 81.43701.6776 81.43701.6786
				$\frac{O}{O}$	131 927			81.43701.6791

Achtung: Unsere Artikel sind nur als Ersatz für die angegebenen OE-Nummern gültig. In der Spalte "Ref." ist lediglich ein Teil der OE-Nummern aufgeführt. Die vollständige Auflistung aller Vergleichsnummern finden Sie im Anhang.
 Attention: The articles are only valid as replacement for the listed OE-numbers. In the column "Ref." only a selection of OE-No. is given. The complete listing you can see in the appendix. (151)

		Baumuster Model						Ref.
---	--	--------------------	--	---	---	--	---	------

MAN











12 ...								
12.220 HOCL/R-SR	02.02 -	A77			131 161	->06.2003		81.43701.6885
					112 895			81.43701.6610
13 ...								
13.210 HOCL/R	07.94 -	A53			131 065 *			81.43701.6643
13.220 HOCL/R	07.94 -				131 927			81.43701.6716
13.230 HOCL/R	07.94 -				131 065 *			81.43701.6643 81.43701.6716
13.220 HOCL-SKD	02.01 -	A52			131 065 *			81.43701.6643 81.43701.6716
					131 927			81.43701.6791
14 ...								
14.280 HOCL/R	04.01 -	A67 A83			131 161	->06.2003		81.43701.6885
14.220 HOCL/R	01.98 -	A66			112 912 =*			81.43701.6670 81.43701.6688 81.43701.6713 81.43701.6729 81.43701.6776 81.43701.6786
					131 927			81.43701.6791
15 ...								
15.168 HOC					106 296			81.43701.6211
15.168 HOC-SKD								81.43701.6503
15.200 FOC					106 298			81.43701.6255 81.43701.6279 81.43701.6280 81.43701.6426
16 ...								
16.240 FOCR					106 298 			81.43701.6255 81.43701.6279 81.43701.6280 81.43701.6426
					106 234 			81.43701.6428
16.240 HOCL/R	02.79 - 08.96	470			106 284	03.1990->		81.43701.6418
16.280 HOCL/R	02.79 - 08.96				131 071 *			81.43701.6677
16.290 HOCL/R	02.79 - 08.96				101 382	03.1985->		81.43701.6734
16.360 HOCL/R	02.79 - 08.96				106 285	03.1990->		81.43701.6177
16.372 HOCL/R	02.79 - 08.96				131 072 *			81.43701.6359 81.43701.6419
					131 072 *			81.43701.6676 81.43701.6735
16.240 HOCL/R	04.89 -	754			131 071 *			81.43701.6677
16.290 HOCL/R	04.89 -				131 072 *			81.43701.6734
16.370 HOCL/R	04.89 -				131 072 *			81.43701.6676 81.43701.6735
18 ...								
18.230 HOCL/R		A64			125 747 *			81.43701.6705
18.250 HOCL/R					124 951 (x4)*			81.43701.6706

Achtung: Unsere Artikel sind nur als Ersatz für die angegebenen OE-Nummern gültig. In der Spalte "Ref." ist lediglich ein Teil der OE-Nummern aufgeführt. Die vollständige Auflistung aller Vergleichsnummern finden Sie im Anhang.

Attention: The articles are only valid as replacement for the listed OE-numbers. In the column "Ref." only a selection of OE-No. is given. The complete listing you can see in the appendix. (151)

		Baumuster Model	 					Ref.
---	--	--------------------	---	---	---	--	---	------











MAN

18 ...												
18.310 HOCL/R 18.350 HOCL/R 18.400 HOCL/R	01.92 - 01.92 - 01.92 -	A51 A82		$\frac{1}{1}$	131 274 \equiv *	->03.2000	81.43701.6785 81.43701.6856 81.43701.6923 81.43701.6940					
					310 018 *	04.2000->	81.43701.6900					
					131 140 ∞		81.43701.6861 81.43701.6893					
					125 747 \equiv *		81.43701.6705					
					131 061 \equiv *		81.43701.6767					
			$\frac{1}{1}$		$\frac{1}{1}$	131 273 \equiv (x4) *		81.43701.6787 81.43701.6830 81.43701.6892 81.43701.6924				
						124 951 (x4) \equiv *		81.43701.6706				
							$\frac{1}{1}$		$\frac{1}{1}$	131 140 ∞ HD	06.2002->	81.43701.6861 81.43701.6893
										131 274 ST \equiv *	06.2002->	81.43701.6785 81.43701.6856 81.43701.6923 81.43701.6940
							$\frac{1}{1}$		$\frac{1}{1}$	131 273 ST ∞ HD \equiv (x4) *	06.2002->	81.43701.6787 81.43701.6830 81.43701.6892 81.43701.6924
18.310 HOCL/R-SKD	01.95 -	A55		$\frac{1}{1}$	131 140 ∞		81.43701.6861 81.43701.6893					
					310 018 *		81.43701.6900					
					131 061 \equiv *		81.43701.6767					
						$\frac{1}{1}$		$\frac{1}{1}$	124 951 \equiv *		81.43701.6706	
									131 273 \equiv *		81.43701.6787 81.43701.6830 81.43701.6892 81.43701.6924	
18.313 HOCL/R-SKD 18.350 HOCL/R-SKD 18.370 HOCL/R-SKD 18.400 HOCL/R-SKD 18.420 HOCL/R-SKD	01.95 - 01.95 - 01.95 - 01.95 - 01.95 -	A55		$\frac{1}{1}$	131 140 ∞		81.43701.6861 81.43701.6893					
					131 061 \equiv *		81.43701.6767					
						$\frac{1}{1}$		$\frac{1}{1}$	124 951 \equiv *		81.43701.6706	
									131 273 \equiv *		81.43701.6787 81.43701.6830 81.43701.6892 81.43701.6924	
					18.360 HOCL/R 18.410 HOCL/R	06.02 - 06.02 -	A82		$\frac{1}{1}$	131 140 ∞ HD		81.43701.6861 81.43701.6893
131 274 ST \equiv *		81.43701.6785 81.43701.6856 81.43701.6923 81.43701.6940										
	$\frac{1}{1}$		$\frac{1}{1}$	131 273 ST ∞ HD \equiv (x4) *							81.43701.6787 81.43701.6830 81.43701.6892 81.43701.6924	

Achtung: Unsere Artikel sind nur als Ersatz für die angegebenen OE-Nummern gültig. In der Spalte "Ref." ist lediglich ein Teil der OE-Nummern aufgeführt. Die vollständige Auflistung aller Vergleichsnummern finden Sie im Anhang.
Attention: The articles are only valid as replacement for the listed OE-numbers. In the column "Ref." only a selection of OE-No. is given. The complete listing you can see in the appendix. (151)

		Baumuster Model						Ref.
---	--	--------------------	--	---	---	--	---	------

MAN



18 ...								
18.370 HOCL/R 18.420 HOCL/R 18.460 HOCL/R	01.92 - 01.92 - 01.92 -	A51		$\frac{1}{T}$	131 274 \equiv *	->03.2000	81.43701.6785 81.43701.6856 81.43701.6923 81.43701.6940	
					310 018 *	04.2000->	81.43701.6900	
					131 140 ∞		81.43701.6861 81.43701.6893	
				$\frac{1}{T}$		125 747 \equiv *		81.43701.6705
						131 061 \equiv *		81.43701.6767
						131 273 \equiv (x4) *		81.43701.6787 81.43701.6830 81.43701.6892 81.43701.6924
						124 951 (x4) \equiv *		81.43701.6706
24 ...								
24.310 HOCLNR/NL-DD 24.350 HOCLNR/NL-DD	06.97 - 07.02 06.97 - 07.02	A59		$\frac{1}{T}$	131 140	04.1998->	81.43701.6861 81.43701.6893	
					131 140 ∞		81.43701.6861 81.43701.6893	
				$\frac{1}{T}$		124 951 *	->03.1998	81.43701.6706
						131 061 ∞ *	->03.1998	81.43701.6767
						131 140 ∞	04.1998->	81.43701.6861 81.43701.6893
						112 913 *	04.1998->	81.43701.6672 81.43701.6714
24.350 HOCLN 24.400 HOCLN	01.97 - 01.97 -	A54		$\frac{1}{T}$	131 140 ∞ HD		81.43701.6861 81.43701.6893	
					131 140 ∞		81.43701.6861 81.43701.6893	
					112 879 *		81.43701.6607	
				$\frac{1}{T}$		131 061 \equiv *		81.43701.6767
						131 061 ∞ *		81.43701.6767
124 951 (x4)*		81.43701.6706						
263								
263 H	01.85 -	882		$\frac{1}{T}$	106 884 *		81.43701.6550 81.43701.6572	
					106 885 *		81.43701.6450 81.43701.6573 81.43701.6578	
292								
292 F	01.86 -	881		$\frac{1}{T}$	106 884 *		81.43701.6550 81.43701.6572	
					106 885 *		81.43701.6450 81.43701.6573 81.43701.6578	
332								
332 H 332 HF	01.85 - 01.85 -	882 883		$\frac{1}{T}$	106 884 *		81.43701.6550 81.43701.6572	
					106 885 *		81.43701.6450 81.43701.6573 81.43701.6578	
362								
362 HF	01.85 -	883		$\frac{1}{T}$	106 884 *		81.43701.6550 81.43701.6572	
					106 885 *		81.43701.6450 81.43701.6573 81.43701.6578	

Achtung: Unsere Artikel sind nur als Ersatz für die angegebenen OE-Nummern gültig. In der Spalte "Ref." ist lediglich ein Teil der OE-Nummern aufgeführt. Die vollständige Auflistung aller Vergleichsnummern finden Sie im Anhang.






Attention: The articles are only valid as replacement for the listed OE-numbers. In the column "Ref." only a selection of OE-No. is given. The complete listing you can see in the appendix. (151)



		Baumuster Model	 					Ref.
---	--	--------------------	---	---	---	--	---	------

MCW

Metrobus								
Lenkungsdämpfer					170 190			

MERCEDES-BENZ

Fahrgestell / Chassis								
O 305 O 305 G O 405 O 405 G O 407			 	$\frac{1}{1}$ $\frac{1}{1}$	106 795 310 790 			004 323 58 00 307 326 02 00 003 326 18 00 003 326 33 00 003 326 90 00 004 326 28 00 005 326 90 00 307 323 04 00 307 326 01 00 307 326 04 00 357 320 01 31 629 323 00 00
IBC 1836 / OC 500 RF IBC 1842 IBC 2242		634.160 634.150 634.161		$\frac{0}{1}$	280 966 			






Motor-Dämpfer								
O 303 - O 405				$\frac{0}{0}$	101 315 101 352			000 240 23 48 301 240 00 48 301 240 01 48
O 405 N2 O 405 NUE		357...		$\frac{0}{0}$	101 315			000 240 23 48 301 240 00 48

Achtung: Unsere Artikel sind nur als Ersatz für die angegebenen OE-Nummern gültig. In der Spalte "Ref." ist lediglich ein Teil der OE-Nummern aufgeführt. Die vollständige Auflistung aller Vergleichsnummern finden Sie im Anhang.
Attention: The articles are only valid as replacement for the listed OE-numbers. In the column "Ref." only a selection of OE-No. is given. The complete listing you can see in the appendix. (151)

		Baumuster Model	 					Ref.
---	--	--------------------	---	---	---	--	---	------

MERCEDES-BENZ









SPRINTER 2-t Bus (901, 902) 01.95 - 05.06

214	02.95 - 05.06			115 904 =		904 320 07 30 904 320 08 30 904 320 13 30 904 320 14 30 904 320 16 30 904 320 18 30 904 320 19 30 904 320 26 30				
214 NGT	04.00 - 05.06			115 905 =HD	wahlweise HD für 115 904 / optionally HD for 115 904	(145)	904 320 23 30 904 320 25 30			
208 CDI	04.00 - 05.06				115 906 =		690 320 71 30 901 320 02 30 901 320 03 30 901 320 08 30 901 320 13 30 901 320 14 30 901 320 15 30 901 320 18 30 901 320 20 30 901 320 21 30 901 320 22 30 901 320 29 30 903 320 01 30 903 320 02 30			
208 D	02.95 - 04.00				115 907 =HD	wahlweise HD für 115 906 / optionally HD for 115 906	(146)	903 320 03 30 903 320 05 30		
210 D	03.97 - 04.00					115 906 =	für Campingfahrzeuge / for campers	(110)	690 320 71 30 901 320 02 30 901 320 03 30 901 320 08 30 901 320 13 30 901 320 14 30 901 320 15 30 901 320 18 30 901 320 20 30 901 320 21 30 901 320 22 30 901 320 29 30 903 320 01 30 903 320 02 30	
211 CDI	04.00 - 05.06					115 907 =	für Campingfahrzeuge / for campers	(110)	903 320 03 30 903 320 05 30	
212 D	02.95 - 04.00						290 379			901 320 08 31
213 CDI	04.00 - 05.06						290 377			901 320 00 31 901 320 02 31 901 320 04 31 901 320 06 31 901 320 07 31
216 CDI	04.00 - 05.06						290 378 HD	wahlweise HD für 290 377 / optionally HD for 290 377	(147)	903 320 01 31
							290 378	für Campingfahrzeuge / for campers	(110)	903 320 01 31

Achtung: Unsere Artikel sind nur als Ersatz für die angegebenen OE-Nummern gültig. In der Spalte "Ref." ist lediglich ein Teil der OE-Nummern aufgeführt. Die vollständige Auflistung aller Vergleichsnummern finden Sie im Anhang.
Attention: The articles are only valid as replacement for the listed OE-numbers. In the column "Ref." only a selection of OE-No. is given. The complete listing you can see in the appendix. (151)

		Baumuster Model	 					Ref.
---	--	--------------------	---	---	---	--	---	------

MERCEDES-BENZ





SPRINTER 3-t Bus (903)		01.95 - 05.06										
308 E	04.00 - 05.06			115 904 =			904 320 07 30					
314	02.95 - 05.06						904 320 08 30					
314 4x4	08.02 - 05.06						904 320 13 30					
314 NGT	04.00 - 05.06						904 320 14 30					
308 CDI	04.00 - 05.06						904 320 16 30					
308 D	02.95 - 04.00						904 320 18 30					
310 D 4x4	05.97 - 08.02						904 320 19 30					
311 CDI	04.00 - 05.06						904 320 26 30					
311 CDI 4x4	08.02 - 05.06						115 905 =HD					
312 D 2.9	02.95 - 04.00						wahlweise HD für 115 904 / optionally HD for 115 904	(145)				
312 D 2.9 4x4	05.97 - 08.02						115 906 =					
313 CDI	04.00 - 05.06								115 906 =			690 320 71 30
313 CDI 4x4	08.02 - 05.06											901 320 02 30
316 CDI	04.00 - 05.06											901 320 03 30
316 CDI 4x4	08.02 - 05.06	901 320 08 30										
		901 320 13 30										
		901 320 14 30										
		901 320 15 30										
		901 320 18 30										
		901 320 20 30										
		901 320 21 30										
		901 320 22 30										
		901 320 29 30										
		903 320 01 30										
		903 320 02 30										
		115 907 =HD	(146)									
		wahlweise HD für 115 906 / optionally HD for 115 906										
		115 906 =	(110)									
		für Campingfahrzeuge / for campers										
				115 906 =			690 320 71 30					
							901 320 02 30					
							901 320 03 30					
							901 320 08 30					
							901 320 13 30					
							901 320 14 30					
							901 320 15 30					
							901 320 18 30					
							901 320 20 30					
							901 320 21 30					
							901 320 22 30					
							901 320 29 30					
							903 320 01 30					
							903 320 02 30					
		115 907 =	(110)									
		für Campingfahrzeuge / for campers										
		115 905 =	(110)									
		für Campingfahrzeuge / for campers										
				290 379			901 320 08 31					
							290 377					
				290 378 HD			901 320 00 31					
							wahlweise HD für 290 377 / optionally HD for 290 377	(147)				
				290 378			901 320 02 31					
							für Campingfahrzeuge / for campers	(110)				
							901 320 04 31					
							901 320 06 31					
							901 320 07 31					
							903 320 01 31					
							904 320 23 30					
							904 320 25 30					

Achtung: Unsere Artikel sind nur als Ersatz für die angegebenen OE-Nummern gültig. In der Spalte "Ref." ist lediglich ein Teil der OE-Nummern aufgeführt. Die vollständige Auflistung aller Vergleichsnummern finden Sie im Anhang.
 Attention: The articles are only valid as replacement for the listed OE-numbers. In the column "Ref." only a selection of OE-No. is given. The complete listing you can see in the appendix. (151)






		Baumuster Model	 					Ref.
---	--	--------------------	---	---	---	--	---	------

MERCEDES-BENZ






SPRINTER 4-t Bus (904) 02.96 - 05.06

414	02.96 - 05.06				115 905 =		904 320 23 30 904 320 25 30				
408 CDI	04.00 - 05.06				115 907 =		903 320 03 30 903 320 05 30				
411 CDI	04.00 - 05.06								904 320 07 30 904 320 08 30 904 320 13 30 904 320 14 30 904 320 16 30 904 320 18 30 904 320 19 30 904 320 26 30		
413 CDI	04.00 - 05.06								115 905 =HD	wahlweise HD für 115 904 / optionally HD for 115 904	(145) 904 320 23 30 904 320 25 30
416 CDI	04.00 - 05.06								115 906 =		690 320 71 30 901 320 02 30 901 320 03 30 901 320 08 30 901 320 13 30 901 320 14 30 901 320 15 30 901 320 18 30 901 320 20 30 901 320 21 30 901 320 22 30 901 320 29 30 903 320 01 30 903 320 02 30
									115 907 =HD	wahlweise HD für 115 906 / optionally HD for 115 906	(146) 903 320 03 30 903 320 05 30
											124 654
					290 955	für Campingfahrzeuge / for campers	(110) 904 320 03 31				

T1 Bus (601) 05.77 - 02.96

208 2.3	05.77 - 12.82				101 496		601 320 00 30 601 320 01 30 601 320 07 30						
210 2.3, 70 kW	07.82 - 01.90								101 597 HD●	601 320 02 30 601 320 03 30 601 320 04 30			
210 2.3, 77 kW	05.89 - 02.96										101 497		601 320 04 31 601 320 06 31 601 320 08 31 601 320 12 31
207 D 2.4, 48 kW	05.77 - 12.82												310 770 HD●
207 D 2.4, 53 kW	07.82 - 01.90												
208 D 2.3, 58 kW	10.88 - 02.96												
208 D 2.3, 60 kW	10.88 - 02.96												
209 D 2.9	12.82 - 01.90												
210 D 2.8, 70 kW	11.88 - 02.96												
210 D 2.8, 72 kW	11.88 - 02.96												

T1 Bus (602) 04.77 - 02.96




















308 D 2.3, 58 kW	05.90 - 02.96				101 496		601 320 00 30 601 320 01 30 601 320 07 30		
308 D 2.3, 60 kW	06.89 - 02.96						101 597 HD●		601 320 02 30 601 320 03 30 601 320 04 30
310 D 2.9, 70 kW	06.89 - 02.96								101 498
310 D 2.9, 72 kW	06.90 - 02.96					602 320 05 31 602 320 07 31 602 320 08 31			

Achtung: Unsere Artikel sind nur als Ersatz für die angegebenen OE-Nummern gültig. In der Spalte "Ref." ist lediglich ein Teil der OE-Nummern aufgeführt. Die vollständige Auflistung aller Vergleichsnummern finden Sie im Anhang.

Attention: The articles are only valid as replacement for the listed OE-numbers. In the column "Ref." only a selection of OE-No. is given. The complete listing you can see in the appendix. (151)

		Baumuster Model	 					Ref.
---	--	--------------------	---	---	---	--	---	------



























MERCEDES-BENZ

V-KLASSE (638/2)		02.96 - 07.03						
V 200 (638.214, 638.294)	02.97 - 07.03				310 016 =	ohne Feder / without spring ohne Lager / Without bearing(s)	(139)	638 320 03 13
V 230 (638.234, 638.294)	10.96 - 07.03					(140)	638 320 06 13	
V 280 (638.244, 638.294)	08.97 - 07.03						638 320 07 13	
V 200 CDI (638.294)	03.99 - 07.03						638 320 08 13	
V 220 CDI (638.294)	03.99 - 07.03							638 320 09 13
V 230 TD (638.274)	09.96 - 07.03							638 320 10 13
								638 320 11 13
								638 320 12 13
								638 320 13 13
					310 016 ==	ohne Feder / without spring ohne Lager / Without bearing(s)	(139)	638 320 03 13
							(140)	638 320 06 13
								638 320 07 13
								638 320 08 13
								638 320 09 13
								638 320 10 13
								638 320 11 13
								638 320 12 13
					900 009			
					290 043 ==			638 326 08 00
								638 326 11 00
								638 326 12 00
VITO Bus (638)		02.96 - 07.03						
113 2.0 (638.114, 638.194)	02.96 - 07.03				310 016 =	ohne Feder / without spring ohne Lager / Without bearing(s)	(139)	638 320 03 13
114 2.3 (638.134, 638.194)	12.96 - 07.03					(140)	638 320 06 13	
108 D 2.3 (638.164)	02.96 - 07.03						638 320 07 13	
110 TD 2.3 (638.174)	02.96 - 07.03						638 320 08 13	
								638 320 09 13
								638 320 10 13
								638 320 11 13
								638 320 12 13
								638 320 13 13
					310 016 ==	ohne Feder / without spring ohne Lager / Without bearing(s)	(139)	638 320 03 13
							(140)	638 320 06 13
								638 320 07 13
								638 320 08 13
								638 320 09 13
								638 320 10 13
								638 320 11 13
								638 320 12 13
								638 320 13 13
					900 009			
					313 970 =	nicht für / Not for: Westfalia	(132)	638 326 07 00
					290 043 ==			638 326 08 00
								638 326 11 00
								638 326 12 00
108 CDI 2.2 (638.194)	03.99 - 07.03				310 016 =	ohne Feder / without spring ohne Lager / Without bearing(s)	(139)	638 320 03 13
110 CDI 2.2 (638.194)	03.99 - 07.03					(140)	638 320 06 13	
112 CDI 2.2 (638.194)	03.99 - 07.03						638 320 07 13	
							638 320 08 13	
								638 320 09 13
								638 320 10 13
								638 320 11 13
								638 320 12 13
								638 320 13 13
					310 016 ==	ohne Feder / without spring ohne Lager / Without bearing(s)	(139)	638 320 03 13
							(140)	638 320 06 13
								638 320 07 13
								638 320 08 13
								638 320 09 13
								638 320 10 13
								638 320 11 13
								638 320 12 13
								638 320 13 13
					900 009			
					290 043 ==			638 326 08 00
								638 326 11 00
								638 326 12 00

Achtung: Unsere Artikel sind nur als Ersatz für die angegebenen OE-Nummern gültig. In der Spalte "Ref." ist lediglich ein Teil der OE-Nummern aufgeführt. Die vollständige Auflistung aller Vergleichsnummern finden Sie im Anhang.
 Attention: The articles are only valid as replacement for the listed OE-numbers. In the column "Ref." only a selection of OE-No. is given. The complete listing you can see in the appendix. (151)

		Baumuster Model	 					Ref.
---	--	--------------------	---	---	---	--	---	------

MERCEDES-BENZ











VITO Bus (W639)		09.03 -						
119	09.03 -				311 645 =	ohne Feder / without spring ohne Lager / Without bearing(s)	(139)	639 320 15 13
122	09.03 -						(140)	639 320 18 13
123	06.04 -							639 320 19 13
109 CDI 2.2, 70 kW	09.06 -							639 320 21 13
109 CDI 2.2, 65 kW	09.03 -							639 320 22 13
111 CDI 2.2, 80 kW	09.03 -							639 320 26 13
115 CDI 2.2	09.03 -							639 320 27 13
								639 320 35 13
								639 320 36 13
					900 194			
					311 647 *			639 326 08 00
								639 326 09 00
								639 326 24 00
					311 648 *			639 326 10 00
								639 326 25 00
126	09.07 -				900 194			
109 CDI 2.2 4x4	09.07 -							
111 CDI 2.2 4x4	09.07 -							
111 CDI 2.2, 85 kW	09.07 -							
115 CDI 2.2 4x4	09.07 -							
120 CDI	09.07 -							
100 Bus (631)		02.88 - 02.96						
D	12.90 - 12.94				112 096			631 320 13 30
D (631.333, 631.343, 631.334, 631.344), 53 kW	02.88 - 05.92							631 320 16 30
D (631.333, 631.343, 631.334, 631.344), 55 kW	12.90 - 02.96				112 098			631 320 09 31
								631 326 03 00
								661 326 32 00
					112 099	Auflastung auf 2,8 t oder 3,0 t / loading up to 2.8 t or 3.0 t	(9)	631 320 10 31
								631 326 04 00
811								
LPO 811	10.69 - 02.73	318.067 318.065/066			780 001	->Chass. 4282707		314 323 03 00
								314 323 05 00
								314 323 06 00
								314 323 07 00
					101 455	Chass. 4282708->		314 323 08 00
								314 323 09 00
					367 206			318 326 00 00
								318 326 05 00
813								
LPO 813	10.69 -	318.067 318.065/066			780 001	Chass. 832830 - Chass. 4282707		314 323 03 00
								314 323 05 00
								314 323 06 00
								314 323 07 00
					101 455	Chass. 4282708->		314 323 08 00
								314 323 09 00
					367 206	Chass. 832830->		318 326 00 00
								318 326 05 00
O 302		01.64 - 11.75						
O 302		302.254 302.264 302.269 302.214 302.274 302.224			200 341	Radstand [mm] / Wheelbase [mm]: 4685	(89)	000 463 59 32
								000 463 61 32
								000 463 62 32
								000 463 64 32
					101 162 ▲	Radstand [mm] / Wheelbase [mm]: 4685	(89)	001 326 26 00
								002 326 21 00
								302 326 01 00

Achtung: Unsere Artikel sind nur als Ersatz für die angegebenen OE-Nummern gültig. In der Spalte "Ref." ist lediglich ein Teil der OE-Nummern aufgeführt. Die vollständige Auflistung aller Vergleichsnummern finden Sie im Anhang.

Attention: The articles are only valid as replacement for the listed OE-numbers. In the column "Ref." only a selection of OE-No. is given. The complete listing you can see in the appendix. (151)

		Baumuster Model	 			i		Ref.
---	--	----------------------------	---	---	---	----------	---	-------------







MERCEDES-BENZ

O 302		01.64 - 11.75						
O 302		302.270 302.250 302.220		$\frac{O}{O}$	200 341	Radstand [mm] / Wheelbase [mm]: 4685	(89)	000 463 59 32 000 463 61 32 000 463 62 32 000 463 64 32
				$\frac{I}{I}$	106 893 (x4)	Radstand [mm] / Wheelbase [mm]: 4685	(89)	001 326 21 00 001 326 28 00 002 326 22 00 002 326 23 00 002 326 40 00 003 326 75 00 300 326 04 00 302 326 02 00 302 326 03 00 373 320 00 31 373 326 73 00
O 302		302.291 302.201 302.211 302.206		$\frac{O}{O}$	200 341	Radstand [mm] / Wheelbase [mm]: 5050	(89)	000 463 59 32 000 463 61 32 000 463 62 32 000 463 64 32
				$\frac{I}{I}$	106 893 (x4)	Radstand [mm] / Wheelbase [mm]: 5050	(89)	001 326 21 00 001 326 28 00 002 326 22 00 002 326 23 00 002 326 40 00 003 326 75 00 300 326 04 00 302 326 02 00 302 326 03 00 373 320 00 31 373 326 73 00
O 302		302.208 302.275 302.215 302.203		$\frac{O}{O}$	200 341	Radstand [mm] / Wheelbase [mm]: 5050	(89)	000 463 59 32 000 463 61 32 000 463 62 32 000 463 64 32
				$\frac{I}{I}$	101 169 ▲(x4)	Radstand [mm] / Wheelbase [mm]: 5050	(89)	001 323 51 00 002 323 62 00 302 323 00 00
				$\frac{O}{I}$	101 162 ▲(x4)	Radstand [mm] / Wheelbase [mm]: 5050	(89)	001 326 26 00 002 326 21 00 302 326 01 00
				$\frac{O}{I}$	101 161 ▲(x4) HD	Radstand [mm] / Wheelbase [mm]: 5050	(89)	001 326 20 00 002 326 20 00 302 326 00 00 364 320 70 31
O 302		302.272 302.207 302.202 302.222 302.242 302.252		$\frac{O}{O}$	200 341	Radstand [mm] / Wheelbase [mm]: 5850	(89)	000 463 59 32 000 463 61 32 000 463 62 32 000 463 64 32
O 302		302.212 302.262 302.282 302.232 302.292		$\frac{O}{O}$	200 341	Radstand [mm] / Wheelbase [mm]: 5850	(89)	000 463 59 32 000 463 61 32 000 463 62 32 000 463 64 32
				$\frac{I}{I}$	106 893 (x4)	Radstand [mm] / Wheelbase [mm]: 5850	(89)	001 326 21 00 001 326 28 00 002 326 22 00 002 326 23 00 002 326 40 00 003 326 75 00 300 326 04 00 302 326 02 00 302 326 03 00 373 320 00 31 373 326 73 00

Achtung: Unsere Artikel sind nur als Ersatz für die angegebenen OE-Nummern gültig. In der Spalte "Ref." ist lediglich ein Teil der OE-Nummern aufgeführt. Die vollständige Auflistung aller Vergleichsnummern finden Sie im Anhang.
Attention: The articles are only valid as replacement for the listed OE-numbers. In the column "Ref." only a selection of OE-No. is given. The complete listing you can see in the appendix. (151)

		Baumuster Model	 					Ref.
---	--	--------------------	---	---	---	--	---	------

MERCEDES-BENZ














O 302		01.64 - 11.75						
O 302		302.276		$\frac{O}{O}$	200 341	Radstand [mm] / Wheelbase [mm]: 5850	(89)	000 463 59 32
		302.226						000 463 61 32
		302.256						000 463 62 32
O 302		302.266		$\frac{I}{T}$	101 169 ▲(x4)	Radstand [mm] / Wheelbase [mm]: 5850	(89)	001 323 51 00
		302.236						002 323 62 00
		302.216						302 323 00 00
O 302		302.246		$\frac{O}{T}$	101 161 ▲	Radstand [mm] / Wheelbase [mm]: 5850	(89)	001 326 20 00
		302.286						002 326 20 00
								302 326 00 00
O 302		302.243		$\frac{O}{O}$	200 341	Radstand [mm] / Wheelbase [mm]: 6055	(89)	000 463 59 32
		302.297						000 463 61 32
		302.283						000 463 62 32
O 302		302.248		$\frac{I}{T}$	112 422 (x4) ≡	Radstand [mm] / Wheelbase [mm]: 6055	(89)	002 323 42 00
		302.233						002 323 65 00
		302.218/219						003 326 36 00
O 302		302.293		$\frac{I}{T}$	106 893 (x4)HD ●≡	Radstand [mm] / Wheelbase [mm]: 6055	(89)	005 323 14 00
		302.213						302 323 03 00
		302.238						373 320 00 30
O 302		302.288						373 320 02 30
								373 323 72 00
								001 326 21 00
								001 326 28 00
								002 326 22 00
								002 326 23 00
								002 326 40 00
								003 326 75 00
								300 326 04 00
								302 326 02 00
								302 326 03 00
								373 320 00 31
								373 326 73 00

Achtung: Unsere Artikel sind nur als Ersatz für die angegebenen OE-Nummern gültig. In der Spalte "Ref." ist lediglich ein Teil der OE-Nummern aufgeführt. Die vollständige Auflistung aller Vergleichsnummern finden Sie im Anhang.

Attention: The articles are only valid as replacement for the listed OE-numbers. In the column "Ref." only a selection of OE-No. is given. The complete listing you can see in the appendix. (151)

		Baumuster Model						Ref.
---	--	----------------------------	--	---	---	--	---	-------------








MERCEDES-BENZ

O 302		01.64 - 11.75							
O 302, 96 kW	11.64 - 11.75	261/271/281 302.221/231/ 241/251/		$\frac{O}{O}$	200 341	Radstand [mm] / Wheelbase [mm]: 4685	(89)	000 463 59 32 000 463 61 32 000 463 62 32 000 463 64 32	
				$\frac{I}{I}$	106 893 (x4)	Radstand [mm] / Wheelbase [mm]: 5050	(89)	001 326 21 00 001 326 28 00 002 326 22 00 002 326 23 00 002 326 40 00 003 326 75 00 300 326 04 00 302 326 02 00 302 326 03 00 373 320 00 31 373 326 73 00	
		265/285/295 302.225/235/ 245/255/		$\frac{O}{O}$	200 341	Radstand [mm] / Wheelbase [mm]: 4685	(89)	000 463 59 32 000 463 61 32 000 463 62 32 000 463 64 32	
				$\frac{I}{I}$	101 169 ▲(x4)	Radstand [mm] / Wheelbase [mm]: 5050	(89)	001 323 51 00 002 323 62 00 302 323 00 00	
				$\frac{O}{I}$	101 162 ▲(x4)	Radstand [mm] / Wheelbase [mm]: 5050	(89)	001 326 26 00 002 326 21 00 302 326 01 00	
		302.230/240/ 280/290		$\frac{O}{O}$	200 341	Radstand [mm] / Wheelbase [mm]: 4685	(89)	001 326 20 00 002 326 20 00 302 326 00 00 364 320 70 31	
			$\frac{I}{I}$	101 161 ▲(x4) HD	Radstand [mm] / Wheelbase [mm]: 5050	(89)	000 463 59 32 000 463 61 32 000 463 62 32 000 463 64 32		
			$\frac{I}{I}$	106 893 (x4)	Radstand [mm] / Wheelbase [mm]: 4685	(89)	001 326 21 00 001 326 28 00 002 326 22 00 002 326 23 00 002 326 40 00 003 326 75 00 300 326 04 00 302 326 02 00 302 326 03 00 373 320 00 31 373 326 73 00		
	302.234/244/ 268/284 /294		$\frac{O}{O}$	200 341	Radstand [mm] / Wheelbase [mm]: 4685	(89)	000 463 59 32 000 463 61 32 000 463 62 32 000 463 64 32		
			$\frac{O}{I}$	101 162 ▲	Radstand [mm] / Wheelbase [mm]: 4685	(89)	001 326 26 00 002 326 21 00 302 326 01 00		
	O 302, 125 kW O 302, 141 kW	05.69 - 12.74 05.69 - 12.74	302.298/299		$\frac{O}{O}$	200 341	Radstand [mm] / Wheelbase [mm]: 5850	(89)	000 463 59 32 000 463 61 32 000 463 62 32 000 463 64 32
					$\frac{I}{I}$	101 169 ▲(x4)	Radstand [mm] / Wheelbase [mm]: 5850	(89)	001 323 51 00 002 323 62 00 302 323 00 00
				$\frac{O}{I}$	101 161 ▲	Radstand [mm] / Wheelbase [mm]: 5850	(89)	001 326 20 00 002 326 20 00 302 326 00 00 364 320 70 31	

Achtung: Unsere Artikel sind nur als Ersatz für die angegebenen OE-Nummern gültig. In der Spalte "Ref." ist lediglich ein Teil der OE-Nummern aufgeführt. Die vollständige Auflistung aller Vergleichsnummern finden Sie im Anhang.
Attention: The articles are only valid as replacement for the listed OE-numbers. In the column "Ref." only a selection of OE-No. is given. The complete listing you can see in the appendix. (151)

		Baumuster Model	 					Ref.
---	--	--------------------	---	---	---	--	---	------









MERCEDES-BENZ

O 302		01.64 - 11.75							
O 302, 154 kW	05.69 - 12.74	302.296		$\frac{0}{0}$	200 341	Radstand [mm] / Wheelbase [mm]: 5850	(89)	000 463 59 32 000 463 61 32 000 463 62 32 000 463 64 32	
				$\frac{1}{1}$	101 169 ▲(x4)	Radstand [mm] / Wheelbase [mm]: 5850	(89)	001 323 51 00 002 323 62 00 302 323 00 00	
				$\frac{0}{1}$	101 161 ▲	Radstand [mm] / Wheelbase [mm]: 5850	(89)	001 326 20 00 002 326 20 00 302 326 00 00 364 320 70 31	
O 302 10R,11R,12R				$\frac{0}{0}$	200 341			000 463 59 32 000 463 61 32 000 463 62 32 000 463 64 32	
				$\frac{1}{1}$	106 893 ≡			001 326 21 00 001 326 28 00 002 326 22 00 002 326 23 00 002 326 40 00 003 326 75 00 300 326 04 00 302 326 02 00 302 326 03 00 373 320 00 31 373 326 73 00	
O 302 12R Citybus				$\frac{0}{0}$	200 341			000 463 59 32 000 463 61 32 000 463 62 32 000 463 64 32	
				$\frac{1}{1}$	310 776 ≡			001 326 08 00 001 326 29 00 002 323 80 00 002 326 25 00 002 326 41 00 003 323 74 00 003 326 34 00 003 326 35 00 300 326 00 00 300 326 02 00 300 326 05 00 301 323 00 00 301 323 01 00 302 320 02 30 302 326 05 00 317 326 01 00	

Achtung: Unsere Artikel sind nur als Ersatz für die angegebenen OE-Nummern gültig. In der Spalte "Ref." ist lediglich ein Teil der OE-Nummern aufgeführt. Die vollständige Auflistung aller Vergleichsnummern finden Sie im Anhang.
 Attention: The articles are only valid as replacement for the listed OE-numbers. In the column "Ref." only a selection of OE-No. is given. The complete listing you can see in the appendix. (151)

		Baumuster Model	 					Ref.
---	--	--------------------	---	---	---	--	---	------



MERCEDES-BENZ

O 303		10.74 - 09.92					
O 303, 141 kW, 12,8 t	10.74 - 06.83	300... 301...		$\frac{0}{0}$	200 341 		000 463 59 32 000 463 61 32 000 463 62 32 000 463 64 32
O 303, 141 kW, 14,4 t	10.74 - 06.83	600...					
O 303, 141 kW, 16 t	10.74 - 06.83						
O 303, 159-165 kW	01.80 - 01.89			$\frac{1}{1}$	310 776 (x4) 		001 326 08 00 001 326 29 00 002 323 80 00 002 326 25 00 002 326 41 00 003 323 74 00 003 326 34 00 003 326 35 00 300 326 00 00 300 326 02 00 300 326 05 00 301 323 00 00 301 323 01 00 302 320 02 30 302 326 05 00 317 326 01 00
O 303, 159-160 kW, 12,8 t	01.80 - 09.92						
O 303, 159-160 kW, 14,4 t	01.80 - 09.92						
O 303, 159-160 kW, 17 t	01.80 - 09.92						
O 303, 184 kW	11.85 - 04.89						
O 303, 188 kW	03.75 - 06.83						
O 303, 200 kW	12.87 - 09.92						
O 303, 206 kW, 16 t	01.80 - 09.87						
O 303, 206 kW, 17 t	01.80 - 09.87						
O 303, 213-218 kW	09.87 - 09.92						
O 303, 235 kW	07.75 - 06.83						
O 303, 243 kW	08.80 - 09.87						
O 303, 260-269 kW	09.87 - 09.92						
				$\frac{1}{1}$	106 893 (x4)HD 		001 326 21 00 001 326 28 00 002 326 22 00 002 326 23 00 002 326 40 00 003 326 75 00 300 326 04 00 300 326 00 00 302 326 02 00 302 326 03 00 373 320 00 31 373 326 73 00
				$\frac{1}{1}$	310 776 (x4) 		001 326 08 00 001 326 29 00 002 323 80 00 002 326 25 00 002 326 41 00 003 323 74 00 003 326 34 00 003 326 35 00 300 326 00 00 300 326 02 00 300 326 05 00 301 323 00 00 301 323 01 00 302 320 02 30 302 326 05 00 317 326 01 00
				$\frac{1}{1}$	106 893 (x4)HD 		001 326 21 00 001 326 28 00 002 326 22 00 002 326 23 00 002 326 40 00 003 326 75 00 300 326 04 00 302 326 02 00 302 326 03 00 373 320 00 31 373 326 73 00

Achtung: Unsere Artikel sind nur als Ersatz für die angegebenen OE-Nummern gültig. In der Spalte "Ref." ist lediglich ein Teil der OE-Nummern aufgeführt. Die vollständige Auflistung aller Vergleichsnummern finden Sie im Anhang.
Attention: The articles are only valid as replacement for the listed OE-numbers. In the column "Ref." only a selection of OE-No. is given. The complete listing you can see in the appendix. (151)

		Baumuster Model	 					Ref.
---	--	--------------------	---	---	---	--	---	------



MERCEDES-BENZ

O 305		09.67 - 07.77							
O 305 G, 177 kW O 305 G, 206 kW O 305 ST, 206 kW	02.78 - 05.87	307.100		$\frac{1}{1}$	101 159 ▲(x4)	->Chass. 021547		001 326 68 00 002 323 66 00 307 323 00 00 307 323 01 00	
				$\frac{1}{1}$	310 792 (x4)●	->Chass. 021547		004 323 59 00 006 323 75 00 357 326 01 00 396 320 00 30	
				$\frac{1}{1}$	101 990 ▲(x4)●	->Chass. 021547		003 323 42 00 003 323 53 00 003 323 73 00	
				$\frac{1}{1}$	101 165 ▲(x4)			001 326 71 00 002 326 24 00 003 326 06 00 307 326 00 00 307 326 04 00	
					310 790 (x4)●●			003 326 18 00 003 326 33 00 003 326 90 00 004 326 28 00 005 326 90 00 307 323 04 00 307 326 01 00 307 326 04 00 357 320 01 31	
					101 165 ▲(x4) ●●			001 326 71 00 002 326 24 00 003 326 06 00 307 326 00 00 307 326 04 00	
					310 782 (x4)●● *			003 326 89 00 004 326 29 00 005 326 91 00 357 320 00 31 357 326 00 00	
					$\frac{1}{1}$	310 790 (x4)●			003 326 18 00 003 326 33 00 003 326 90 00 004 326 28 00 005 326 90 00 307 323 04 00 307 326 01 00 307 326 04 00 357 320 01 31
					$\frac{1}{1}$	310 782 (x4)● *			003 326 89 00 004 326 29 00 005 326 91 00 357 320 00 31 357 326 00 00

Achtung: Unsere Artikel sind nur als Ersatz für die angegebenen OE-Nummern gültig. In der Spalte "Ref." ist lediglich ein Teil der OE-Nummern aufgeführt. Die vollständige Auflistung aller Vergleichsnummern finden Sie im Anhang.
Attention: The articles are only valid as replacement for the listed OE-numbers. In the column "Ref." only a selection of OE-No. is given. The complete listing you can see in the appendix. (151)

		Baumuster Model	 					Ref.
---	--	--------------------	---	---	---	--	---	------



MERCEDES-BENZ

O 305		09.67 - 07.77						
O 305 G, 177 kW O 305 G, 206 kW O 305 ST, 206 kW	02.78 - 05.87	307.101		$\frac{1}{1}$	101 159 ▲(x4)		001 326 68 00 002 323 66 00 307 323 00 00 307 323 01 00	
				$\frac{1}{1}$	310 792 (x4)●		004 323 59 00 006 323 75 00 357 326 01 00 396 320 00 30	
				$\frac{1}{1}$	101 990 ▲(x4)●		003 323 42 00 003 323 53 00 003 323 73 00	
					$\frac{1}{1}$	101 165 ▲(x4)	->Chass. 018410	001 326 71 00 002 326 24 00 003 326 06 00 307 326 00 00 307 326 04 00
						310 790 (x4)○○	->Chass. 018410	003 326 18 00 003 326 33 00 003 326 90 00 004 326 28 00 005 326 90 00 307 323 04 00 307 326 01 00 307 326 04 00 357 320 01 31
					$\frac{1}{1}$	101 165 ▲(x4) ○○	->Chass. 018410	001 326 71 00 002 326 24 00 003 326 06 00 307 326 00 00 307 326 04 00
						310 782 (x4)○○ *	->Chass. 018410	003 326 89 00 004 326 29 00 005 326 91 00 357 320 00 31 357 326 00 00
					$\frac{1}{1}$	310 790 (x4)●	->Chass. 018410	003 326 18 00 003 326 33 00 003 326 90 00 004 326 28 00 005 326 90 00 307 323 04 00 307 326 01 00 307 326 04 00 357 320 01 31
						310 782 (x4)● *	->Chass. 018410	003 326 89 00 004 326 29 00 005 326 91 00 357 320 00 31 357 326 00 00
					$\frac{1}{1}$	101 412 (x4)	Chass. 018411->	002 326 67 00 307 326 03 00
						101 412 (x4)○○	Chass. 018411->	002 326 67 00 307 326 03 00

Achtung: Unsere Artikel sind nur als Ersatz für die angegebenen OE-Nummern gültig. In der Spalte "Ref." ist lediglich ein Teil der OE-Nummern aufgeführt. Die vollständige Auflistung aller Vergleichsnummern finden Sie im Anhang.
Attention: The articles are only valid as replacement for the listed OE-numbers. In the column "Ref." only a selection of OE-No. is given. The complete listing you can see in the appendix. (151)

		Baumuster Model	 					Ref.
---	--	--------------------	---	---	---	--	---	------

MERCEDES-BENZ







O 305		09.67 - 07.77						
O 305 ST, 125 kW	01.69 - 05.73	307.055		$\frac{1}{1}$	101 159 ▲(x4)		001 326 68 00 002 323 66 00 307 323 00 00 307 323 01 00	
O 305 ST, 132 kW	04.73 - 07.77	307.000			$\frac{1}{1}$	310 792 (x4)●		004 323 59 00 006 323 75 00 357 326 01 00 396 320 00 30
O 305 ST, 141 kW	01.70 - 05.73	305.210				101 990 ▲(x4)●		003 323 42 00 003 323 53 00 003 323 73 00
O 305 ST, 147 kW	11.76 - 05.87	307.001				$\frac{1}{1}$	101 165 ▲(x4)	001 326 71 00 002 326 24 00 003 326 06 00 307 326 00 00 307 326 04 00
O 305 ST, 155 kW	04.73 - 07.77	307.050			310 790 (x4)●●		003 326 18 00 003 326 33 00 003 326 90 00 004 326 28 00 005 326 90 00 307 323 04 00 307 326 01 00 307 326 04 00 357 320 01 31	
O 305 ST, 177 kW	11.76 - 05.87				$\frac{1}{1}$	101 165 ▲(x4) ●●	001 326 71 00 002 326 24 00 003 326 06 00 307 326 00 00 307 326 04 00	
				310 782 (x4)●● *		003 326 89 00 004 326 29 00 005 326 91 00 357 320 00 31 357 326 00 00		
				$\frac{1}{1}$	310 790 (x4)●	003 326 18 00 003 326 33 00 003 326 90 00 004 326 28 00 005 326 90 00 307 323 04 00 307 326 01 00 307 326 04 00 357 320 01 31		
					310 782 (x4)● *	003 326 89 00 004 326 29 00 005 326 91 00 357 320 00 31 357 326 00 00		

Achtung: Unsere Artikel sind nur als Ersatz für die angegebenen OE-Nummern gültig. In der Spalte "Ref." ist lediglich ein Teil der OE-Nummern aufgeführt. Die vollständige Auflistung aller Vergleichsnummern finden Sie im Anhang.

Attention: The articles are only valid as replacement for the listed OE-numbers. In the column "Ref." only a selection of OE-No. is given. The complete listing you can see in the appendix. (151)

		Baumuster Model	 					Ref.
---	--	--------------------	---	---	---	--	---	------





MERCEDES-BENZ

O 307		04.73 - 12.87						
O 307, 132 kW O 307, 147 kW O 307, 155 kW O 307, 177 kW	04.73 - 07.77	307.050/051		$\frac{1}{1}$	101 159 ▲(x4)		001 326 68 00 002 323 66 00 307 323 00 00 307 323 01 00	
	11.76 - 07.87	307.055			310 792 (x4)●		004 323 59 00 006 323 75 00 357 326 01 00 396 320 00 30	
	04.73 - 07.77			$\frac{1}{1}$	101 990 ▲(x4)●		003 323 42 00 003 323 53 00 003 323 73 00	
	04.73 - 07.77				$\frac{1}{1}$	101 165 ▲(x4)		001 326 71 00 002 326 24 00 003 326 06 00 307 326 00 00 307 326 04 00
						$\frac{1}{1}$	310 790 (x4)●	
					$\frac{1}{1}$	310 782 (x4)● *		003 326 89 00 004 326 29 00 005 326 91 00 357 320 00 31 357 326 00 00
O 309		01.68 - 02.89						
O 309 B		309.070-073 309.082/083 309.090/091		$\frac{0}{0}$	106 163 ▲		003 323 59 00 003 323 60 00	
				$\frac{0}{0}$	724 004 HD		000 326 46 00 000 326 88 00 001 326 79 00	
				$\frac{0}{0}$	106 163 ▲		003 323 59 00 003 323 60 00	
				$\frac{0}{0}$	724 004 HD		000 326 46 00 000 326 88 00 001 326 79 00	
O 309 D		309.183 309.173 309.182 309.191 309.181 309.172 309.190 309.171		$\frac{0}{0}$	106 163 ▲		003 323 59 00 003 323 60 00	
				$\frac{0}{0}$	724 004 HD		000 326 46 00 000 326 88 00 001 326 79 00	
				$\frac{0}{0}$	106 163 ▲		003 323 59 00 003 323 60 00	
				$\frac{0}{0}$	724 004 HD		000 326 46 00 000 326 88 00 001 326 79 00	

Achtung: Unsere Artikel sind nur als Ersatz für die angegebenen OE-Nummern gültig. In der Spalte "Ref." ist lediglich ein Teil der OE-Nummern aufgeführt. Die vollständige Auflistung aller Vergleichsnummern finden Sie im Anhang.
Attention: The articles are only valid as replacement for the listed OE-numbers. In the column "Ref." only a selection of OE-No. is given. The complete listing you can see in the appendix. (151)

		Baumuster Model	 					Ref.
---	--	--------------------	---	---	---	--	---	------





















MERCEDES-BENZ

O 309		01.68 - 02.89					
O 309 D		323.389 323.386 323.382		o o	106 163 Δ		003 323 59 00 003 323 60 00
				o o	725 002 HD		001 326 57 00 001 326 88 00 002 323 94 00 002 323 96 00 002 326 19 00 002 326 26 00 002 326 27 00 003 323 55 00 003 323 58 00 314 326 01 00 314 326 02 00 314 326 04 00 314 326 05 00 314 326 06 00
				o o	106 163 Δ		003 323 59 00 003 323 60 00
				o o	725 002 HD		001 326 57 00 001 326 88 00 002 323 94 00 002 323 96 00 002 326 19 00 002 326 26 00 002 326 27 00 003 323 55 00 003 323 58 00 314 326 01 00 314 326 02 00 314 326 04 00 314 326 05 00 314 326 06 00
O 309 D		602.462 602.467 602.461 602.472 602.477 602.471 602.466 602.476 602.487		o o	101 496		601 320 00 30 601 320 01 30 601 320 07 30
				o o	101 498		602 320 04 31 602 320 06 31 602 320 12 31

Achtung: Unsere Artikel sind nur als Ersatz für die angegebenen OE-Nummern gültig. In der Spalte "Ref." ist lediglich ein Teil der OE-Nummern aufgeführt. Die vollständige Auflistung aller Vergleichsnummern finden Sie im Anhang.
 Attention: The articles are only valid as replacement for the listed OE-numbers. In the column "Ref." only a selection of OE-No. is given. The complete listing you can see in the appendix. (151)

		Baumuster Model	 					Ref.
---	--	----------------------------	---	---	---	--	---	-------------











MERCEDES-BENZ

O 309		01.68 - 02.89						
O 309 D, 63 kW	01.70 - 02.89	309.370-372			106 163		003 323 59 00	
		309.382/383/ 390/391			106 163		003 323 59 00 003 323 60 00	
		310.386/389			106 163 		003 323 59 00 003 323 60 00	
				725 002 HD		001 326 57 00 001 326 88 00 002 323 94 00 002 323 96 00 002 326 19 00 002 326 26 00 002 326 27 00 003 323 55 00 003 323 58 00 314 326 01 00 314 326 02 00 314 326 04 00 314 326 05 00 314 326 06 00		
				106 163 		003 323 59 00 003 323 60 00		
				725 002 HD		001 326 57 00 001 326 88 00 002 323 94 00 002 323 96 00 002 326 19 00 002 326 26 00 002 326 27 00 003 323 55 00 003 323 58 00 314 326 01 00 314 326 02 00 314 326 04 00 314 326 05 00 314 326 06 00		
O 309 D, 96 kW	05.77 - 02.89	313.382			106 163		003 323 59 00	
		313.389 313.386			106 163		003 323 60 00 003 323 59 00 003 323 60 00	
O 310								
O 310 D		602.462			101 496		601 320 00 30	
		602.477 602.472					601 320 01 30 601 320 07 30	
		602.467 602.461 602.471 602.476 602.466 602.487			101 498		602 320 04 31 602 320 06 31 602 320 12 31	

Achtung: Unsere Artikel sind nur als Ersatz für die angegebenen OE-Nummern gültig. In der Spalte "Ref." ist lediglich ein Teil der OE-Nummern aufgeführt. Die vollständige Auflistung aller Vergleichsnummern finden Sie im Anhang.
 Attention: The articles are only valid as replacement for the listed OE-numbers. In the column "Ref." only a selection of OE-No. is given. The complete listing you can see in the appendix. (151)

		Baumuster Model	 					Ref.
---	--	--------------------	---	---	---	--	---	------

MERCEDES-BENZ


























O 317		09.58 - 02.76						
O 317	12.66 -	317		$\frac{1}{T}$	310 776 (x4)			001 326 08 00 001 326 29 00 002 323 80 00 002 326 25 00 002 326 41 00 003 323 74 00 003 326 34 00 003 326 35 00 300 326 00 00 300 326 02 00 300 326 05 00 301 323 00 00 301 323 01 00 302 320 02 30 302 326 05 00 317 326 01 00
O 319								
O 319 B				$\frac{O}{O}$	724 004			000 326 46 00 000 326 88 00 001 326 79 00
O 319 D				$\frac{O}{O}$	724 004			000 326 46 00 000 326 88 00 001 326 79 00
O 330								
O 330		600.442 613.485 613.455		$\frac{1}{T}$	106 893 (x4)			001 326 21 00 001 326 28 00 002 326 22 00 002 326 23 00 002 326 40 00 003 326 75 00 300 326 04 00 302 326 02 00 302 326 03 00 373 320 00 31 373 326 73 00
O 345 (CONECTO)		11.01 -						
CONECTO C, H, M, UE, 185 kW	11.01 -	671.015 671.030		$\frac{1}{T}$	290 991			628 326 08 00
CONECTO C, H, M, UE, 220 kW	11.01 -	671.042 671.021						
CONECTO C, H, UE	11.01 -	671.020						
CONECTO C, H, M, UE, 260 kW	11.01 -	671.015/020/ 021/030/ 671.042		$\frac{1}{T}$	290 991			628 326 08 00
O 350 (TOURISMO)		09.94 -						
Tourismo, 14618 ccm	08.95 -	613.355/385/ 455/485		$\frac{O}{O}$	124 876			356 323 02 00 356 323 05 00
Tourismo, 12763 ccm	08.95 -			$\frac{1}{T}$	124 272 (x4)			356 320 00 31 356 326 00 00 356 326 07 00
Tourismo RHD, SHD	08.95 -							
O 403								
403		613.385 613.485 613.355 613.455		$\frac{O}{O}$	124 876			356 323 02 00 356 323 05 00
				$\frac{1}{T}$	124 272 (x4)			356 320 00 31 356 326 00 00 356 326 07 00

Achtung: Unsere Artikel sind nur als Ersatz für die angegebenen OE-Nummern gültig. In der Spalte "Ref." ist lediglich ein Teil der OE-Nummern aufgeführt. Die vollständige Auflistung aller Vergleichsnummern finden Sie im Anhang.

Attention: The articles are only valid as replacement for the listed OE-numbers. In the column "Ref." only a selection of OE-No. is given. The complete listing you can see in the appendix. (151)

		Baumuster Model						Ref.
---	--	----------------------------	--	---	---	--	---	-------------







MERCEDES-BENZ

O 404		09.91 - 10.99								
O 404 O 404, 195 kW O 404, 213 kW, 18 t	01.91 -	356.473		$\frac{0}{0}$	124 876			356 323 02 00	356 323 05 00	
	09.91 - 01.92	356.255		$\frac{1}{1}$	124 272 (x4)			356 320 00 31	356 326 00 00	
	09.91 - 01.92	356.225 356.235 356.475 356.375 356.373						356 326 00 00	356 326 07 00	
O 404, 213 kW, 17 t	09.91 - 10.99	356.113		$\frac{0}{0}$	124 876			356 323 02 00	356 323 05 00	
				$\frac{1}{1}$	124 272 (x4)			356 320 00 31	356 326 00 00	356 326 07 00
O 404, 250 kW, 17 t	09.91 - 10.99	356.105/323/ 333/363		$\frac{0}{0}$	124 876			356 323 02 00	356 323 05 00	
				$\frac{1}{1}$	124 272 (x4)			356 320 00 31	356 326 00 00	356 326 07 00
O 404, 250 kW, 18 t	09.91 - 10.99	356.335/355/ 365		$\frac{0}{0}$	124 876			356 323 02 00	356 323 05 00	
				$\frac{1}{1}$	124 272 (x4)			356 320 00 31	356 326 00 00	356 326 07 00
O 404, 280 kW, 17 t, 12763 ccm	09.91 - 10.99	356.443		$\frac{0}{0}$	124 876			356 323 02 00	356 323 05 00	
				$\frac{1}{1}$	124 272 (x4)			356 320 00 31	356 326 00 00	356 326 07 00
O 404, 280 kW, 17 t, 14618 ccm	09.94 - 10.99	614.428		$\frac{1}{1}$	101 467 	->Chass. 085595		005 326 35 00		
		618.203		$\frac{1}{1}$	101 467	->Chass. 085595		005 326 35 00		
O 404, 280 kW, 18 t, 12763 ccm	09.91 - 10.99	356.415/425/ 435/445/ 455/465/485/ 495		$\frac{0}{0}$	124 876			356 323 02 00	356 323 05 00	
				$\frac{1}{1}$	124 272 (x4)			356 320 00 31	356 326 00 00	356 326 07 00
O 404, 280 kW, 18 t, 14618 ccm	09.94 - 10.99	614.428		$\frac{1}{1}$	101 467 	->Chass. 085595		005 326 35 00		
		618.205/215/ 225/235		$\frac{1}{1}$	124 272			356 320 00 31	356 326 00 00	
		618.245/335/ 345						356 326 07 00		
		618.345 618.215 614.428 618.245 618.235 618.205 618.225 618.335		$\frac{0}{0}$	124 876			356 323 02 00	356 323 05 00	
O 404, 280 kW, 26 t	09.94 - 10.99	618.238		$\frac{1}{1}$	101 467 	->Chass. 085595		005 326 35 00		
O 405		09.84 -								
O 405 GN-G		357.580		$\frac{1}{1}$	112 912 	->Chass. 079427		357 323 03 00	357 323 04 00	
				$\frac{1}{1}$	125 165 (x4)	Chass. 079428->		357 323 05 00	357 323 06 00	
				$\frac{1}{1}$	112 937 (x4)*			005 326 89 00	357 320 04 31	357 326 03 00
				$\frac{1}{1}$	112 937 (x4) 			005 326 89 00	357 320 04 31	357 326 03 00

Achtung: Unsere Artikel sind nur als Ersatz für die angegebenen OE-Nummern gültig. In der Spalte "Ref." ist lediglich ein Teil der OE-Nummern aufgeführt. Die vollständige Auflistung aller Vergleichsnummern finden Sie im Anhang.
 Attention: The articles are only valid as replacement for the listed OE-numbers. In the column "Ref." only a selection of OE-No. is given. The complete listing you can see in the appendix. (151)

		Baumuster Model	 					Ref.
---	--	--------------------	---	---	---	--	---	------








MERCEDES-BENZ

O 405		09.84 -						
O 405 GT		357.251		$\frac{1}{1}$	310 792 (x4)		004 323 59 00 006 323 75 00 357 326 01 00 396 320 00 30	
				$\frac{1}{1}$	310 782 (x4)*		003 326 89 00 004 326 29 00 005 326 91 00 357 320 00 31 357 326 00 00	
			$\frac{1}{1}$	310 782 (x4)oo*		003 326 89 00 004 326 29 00 005 326 91 00 357 320 00 31 357 326 00 00		
O 405 G,O 405 GTD	01.86 -	357.210/250		$\frac{1}{1}$	310 792 (x4)		004 323 59 00 006 323 75 00 357 326 01 00 396 320 00 30	
				$\frac{1}{1}$	310 782 (x4)*		003 326 89 00 004 326 29 00 005 326 91 00 357 320 00 31 357 326 00 00	
			$\frac{1}{1}$	310 782 (x4)oo*		003 326 89 00 004 326 29 00 005 326 91 00 357 320 00 31 357 326 00 00		
		357.211		$\frac{1}{1}$	106 795 (x4)		004 323 58 00 307 326 02 00	
				$\frac{1}{1}$	310 790 (x4)		003 326 18 00 003 326 33 00 003 326 90 00 004 326 28 00 005 326 90 00 307 323 04 00 307 326 01 00 307 326 04 00 357 320 01 31	
			$\frac{1}{1}$	310 790 (x4)oo		003 326 18 00 003 326 33 00 003 326 90 00 004 326 28 00 005 326 90 00 307 323 04 00 307 326 01 00 307 326 04 00 357 320 01 31		
			$\frac{1}{1}$	310 782 (x4)●*		003 326 89 00 004 326 29 00 005 326 91 00 357 320 00 31 357 326 00 00		
			$\frac{1}{1}$	310 782 (x4)oo●*		003 326 89 00 004 326 29 00 005 326 91 00 357 320 00 31 357 326 00 00		

Achtung: Unsere Artikel sind nur als Ersatz für die angegebenen OE-Nummern gültig. In der Spalte "Ref." ist lediglich ein Teil der OE-Nummern aufgeführt. Die vollständige Auflistung aller Vergleichsnummern finden Sie im Anhang.
 Attention: The articles are only valid as replacement for the listed OE-numbers. In the column "Ref." only a selection of OE-No. is given. The complete listing you can see in the appendix. (151)

		Baumuster Model	 					Ref.
---	--	--------------------	---	---	---	--	---	------









MERCEDES-BENZ

O 405		09.84 -						
O 405 G,O 405 GN,O 405 GTD,O 405 GNTD,O 405 GNDE	09.91 -	357.210/260 612.322		$\frac{1}{1}$	310 792 (x4)		004 323 59 00 006 323 75 00 357 326 01 00 396 320 00 30	
				$\frac{1}{1}$	310 782 (x4)*		003 326 89 00 004 326 29 00 005 326 91 00 357 320 00 31 357 326 00 00	
				$\frac{1}{1}$	310 782 (x4)oo *		003 326 89 00 004 326 29 00 005 326 91 00 357 320 00 31 357 326 00 00	
	357.540/542/ 560/562 612.522-525/ 604/608		$\frac{1}{1}$	112 912 =*	->Chass. 079427	357 323 03 00 357 323 04 00		
			$\frac{1}{1}$	125 165 (x4)	Chass. 079428->	357 323 05 00 357 323 06 00		
			$\frac{1}{1}$	112 937 (x4)*		005 326 89 00 357 320 04 31 357 326 03 00		
			$\frac{1}{1}$	112 937 (x4)oo *		005 326 89 00 357 320 04 31 357 326 03 00		
	357.550/552/ 560/562 612.323		$\frac{1}{1}$	112 912 = (x4) *	->Chass. 079427	357 323 03 00 357 323 04 00		
			$\frac{1}{1}$	106 795 (x4)		004 323 58 00 307 326 02 00		
			$\frac{1}{1}$	310 790 (x4)		003 326 18 00 003 326 33 00 003 326 90 00 004 326 28 00 005 326 90 00 307 323 04 00 307 326 01 00 307 326 04 00 357 320 01 31		
							003 326 18 00 003 326 33 00 003 326 90 00 004 326 28 00 005 326 90 00 307 323 04 00 307 326 01 00 307 326 04 00 357 320 01 31	
			$\frac{1}{1}$	310 790 (x4)oo		003 326 18 00 003 326 33 00 003 326 90 00 004 326 28 00 005 326 90 00 307 323 04 00 307 326 01 00 307 326 04 00 357 320 01 31		
			$\frac{1}{1}$	310 782 (x4)● *		003 326 89 00 004 326 29 00 005 326 91 00 357 320 00 31 357 326 00 00		
			$\frac{1}{1}$	310 782 (x4)oo ●*		003 326 89 00 004 326 29 00 005 326 91 00 357 320 00 31 357 326 00 00		

Achtung: Unsere Artikel sind nur als Ersatz für die angegebenen OE-Nummern gültig. In der Spalte "Ref." ist lediglich ein Teil der OE-Nummern aufgeführt. Die vollständige Auflistung aller Vergleichsnummern finden Sie im Anhang.
Attention: The articles are only valid as replacement for the listed OE-numbers. In the column "Ref." only a selection of OE-No. is given. The complete listing you can see in the appendix. (151)

		Baumuster Model	 					Ref.
---	--	--------------------	---	---	---	--	---	------

MERCEDES-BENZ












O 405		09.84 -							
O 405 G,O 405 GN,O 405 GTD	11.85 -	357.200/250 612.312		$\frac{1}{1}$	310 792 (x4)			004 323 59 00 006 323 75 00 357 326 01 00 396 320 00 30	
				$\frac{1}{1}$	310 782 (x4)*			003 326 89 00 004 326 29 00 005 326 91 00 357 320 00 31 357 326 00 00	
				$\frac{1}{1}$	310 782 (x4)oo *			003 326 89 00 004 326 29 00 005 326 91 00 357 320 00 31 357 326 00 00	
		357.201		$\frac{1}{1}$	106 795 (x4)				004 323 58 00 307 326 02 00
				$\frac{1}{1}$	310 790 (x4)				003 326 18 00 003 326 33 00 003 326 90 00 004 326 28 00 005 326 90 00 307 323 04 00 307 326 01 00 307 326 04 00 357 320 01 31
				$\frac{1}{1}$	310 790 (x4)oo				003 326 18 00 003 326 33 00 003 326 90 00 004 326 28 00 005 326 90 00 307 323 04 00 307 326 01 00 307 326 04 00 357 320 01 31
				$\frac{1}{1}$	310 782 (x4)● *				003 326 89 00 004 326 29 00 005 326 91 00 357 320 00 31 357 326 00 00
				$\frac{1}{1}$	310 782 (x4)oo ●*				003 326 89 00 004 326 29 00 005 326 91 00 357 320 00 31 357 326 00 00
			357.530/532/ 550/552 612.512/514		$\frac{1}{1}$	112 912 =*	->Chass. 079427		
				$\frac{1}{1}$	125 165 (x4)	Chass. 079428->			357 323 05 00 357 323 06 00
				$\frac{1}{1}$	112 937 (x4)*				005 326 89 00 357 320 04 31 357 326 03 00
				$\frac{1}{1}$	112 937 (x4)oo *				005 326 89 00 357 320 04 31 357 326 03 00
O 405 N-G O 405 NUE O 405 NUE-G		357.426 357.480		$\frac{1}{1}$	112 912 =*	->Chass. 079427	357 323 03 00 357 323 04 00		
				$\frac{1}{1}$	125 165 (x4)	Chass. 079428->	357 323 05 00 357 323 06 00		
		357.484 357.486 357.416		$\frac{1}{1}$	112 937 (x4)*			005 326 89 00 357 320 04 31 357 326 03 00	

Achtung: Unsere Artikel sind nur als Ersatz für die angegebenen OE-Nummern gültig. In der Spalte "Ref." ist lediglich ein Teil der OE-Nummern aufgeführt. Die vollständige Auflistung aller Vergleichsnummern finden Sie im Anhang.

Attention: The articles are only valid as replacement for the listed OE-numbers. In the column "Ref." only a selection of OE-No. is given. The complete listing you can see in the appendix. (151)

		Baumuster Model	 					Ref.
---	--	--------------------	---	---	---	--	---	------















MERCEDES-BENZ

O 405		09.84 -						
O 405 ST,O 405 N, 150-157 kW	12.84 -	357.000 612.000		$\frac{1}{1}$	310 792 (x4)		004 323 59 00 006 323 75 00 357 326 01 00 396 320 00 30	
				$\frac{1}{1}$	310 782 (x4)*		003 326 89 00 004 326 29 00 005 326 91 00 357 320 00 31 357 326 00 00	
		357.001 612.001		$\frac{1}{1}$	106 795 (x4)		004 323 58 00 307 326 02 00	
				$\frac{1}{1}$	310 790 (x4)		003 326 18 00 003 326 33 00 003 326 90 00 004 326 28 00 005 326 90 00 307 323 04 00 307 326 01 00 307 326 04 00 357 320 01 31	
		357.400-402 357.410 357.412		$\frac{1}{1}$	112 912 =*		357 323 03 00 357 323 04 00	
				$\frac{1}{1}$	131 122 (x4)*		357 320 03 31 357 326 02 00	
		357.420/422/ 424		$\frac{1}{1}$	112 912 =*		357 323 03 00 357 323 04 00	
				$\frac{1}{1}$	112 937 (x4)*		005 326 89 00 357 320 04 31 357 326 03 00	
		357.450/454/ 455 612.400-402		$\frac{1}{1}$	112 912 =*	->Chass. 079427	357 323 03 00 357 323 04 00	
				$\frac{1}{1}$	125 165 (x4)	Chass. 079428->	357 323 05 00 357 323 06 00	
				$\frac{1}{1}$	112 937 (x4)*		005 326 89 00 357 320 04 31 357 326 03 00	

Achtung: Unsere Artikel sind nur als Ersatz für die angegebenen OE-Nummern gültig. In der Spalte "Ref." ist lediglich ein Teil der OE-Nummern aufgeführt. Die vollständige Auflistung aller Vergleichsnummern finden Sie im Anhang.
 Attention: The articles are only valid as replacement for the listed OE-numbers. In the column "Ref." only a selection of OE-No. is given. The complete listing you can see in the appendix. (151)

		Baumuster Model	 					Ref.
---	--	--------------------	---	---	---	--	---	------


















MERCEDES-BENZ

O 405		09.84 -							
O 405 ST, O 405 N, 177-184 kW	11.85 -	357.000 357.004 612.010/011		$\frac{1}{T}$	310 792 (x4)		004 323 59 00 006 323 75 00 357 326 01 00 396 320 00 30		
				$\frac{1}{T}$	310 782 (x4)*		003 326 89 00 004 326 29 00 005 326 91 00 357 320 00 31 357 326 00 00		
		357.001/005		$\frac{1}{T}$	106 795 (x4)		004 323 58 00 307 326 02 00		
				$\frac{1}{T}$	310 790 (x4)		003 326 18 00 003 326 33 00 003 326 90 00 004 326 28 00 005 326 90 00 307 323 04 00 307 326 01 00 307 326 04 00 357 320 01 31		
		357.404/406/ 415		$\frac{1}{T}$	112 912 =*		357 323 03 00 357 323 04 00		
				$\frac{1}{T}$	131 122 (x4)*		357 320 03 31 357 326 02 00		
		357.430/432/ 434		$\frac{1}{T}$	112 912 =*		357 323 03 00 357 323 04 00		
				$\frac{1}{T}$	112 937 (x4)*		005 326 89 00 357 320 04 31 357 326 03 00		
		357.436/460/ 461 357.464-466 612.410/411- 413		$\frac{1}{T}$	112 912 =*	->Chass. 079427	357 323 03 00 357 323 04 00		
				$\frac{1}{T}$	125 165 (x4)	Chass. 079428->	357 323 05 00 357 323 06 00		
				$\frac{1}{T}$	112 937 (x4)*		005 326 89 00 357 320 04 31 357 326 03 00		
		O 405 ST	11.85 -	357.000 357.010		$\frac{1}{T}$	310 792 (x4)		004 323 59 00 006 323 75 00 357 326 01 00 396 320 00 30
						$\frac{1}{T}$	310 782 (x4)*		003 326 89 00 004 326 29 00 005 326 91 00 357 320 00 31 357 326 00 00
				357.001 357.011		$\frac{1}{T}$	106 795 (x4)		004 323 58 00 307 326 02 00
	$\frac{1}{T}$				310 790 (x4)		003 326 18 00 003 326 33 00 003 326 90 00 004 326 28 00 005 326 90 00 307 323 04 00 307 326 01 00 307 326 04 00 357 320 01 31		

Achtung: Unsere Artikel sind nur als Ersatz für die angegebenen OE-Nummern gültig. In der Spalte "Ref." ist lediglich ein Teil der OE-Nummern aufgeführt. Die vollständige Auflistung aller Vergleichsnummern finden Sie im Anhang.
 Attention: The articles are only valid as replacement for the listed OE-numbers. In the column "Ref." only a selection of OE-No. is given. The complete listing you can see in the appendix. (151)

		Baumuster Model	 					Ref.
---	--	--------------------	---	---	---	--	---	------



















MERCEDES-BENZ

O 405		09.84 -							
O 405 ST,O 405 N, 220 kW	11.91 -	357.010 612.020		$\frac{1}{1}$	310 792 (x4)		004 323 59 00 006 323 75 00 357 326 01 00 396 320 00 30		
				$\frac{1}{1}$	310 782 (x4)*		003 326 89 00 004 326 29 00 005 326 91 00 357 320 00 31 357 326 00 00		
		357.011		$\frac{1}{1}$	106 795 (x4)		004 323 58 00 307 326 02 00		
				$\frac{1}{1}$	310 790 (x4)		003 326 18 00 003 326 33 00 003 326 90 00 004 326 28 00 005 326 90 00 307 323 04 00 307 326 01 00 307 326 04 00 357 320 01 31		
		357.404/406/ 415		$\frac{1}{1}$	112 912 =*		357 323 03 00 357 323 04 00		
				$\frac{1}{1}$	131 122 (x4)*		357 320 03 31 357 326 02 00		
		357.440/442/ 444		$\frac{1}{1}$	112 912 =*		357 323 03 00 357 323 04 00		
				$\frac{1}{1}$	112 937 (x4)*		005 326 89 00 357 320 04 31 357 326 03 00		
		357.470/474/ 476 612.420/422/ 426		$\frac{1}{1}$	112 912 =*	->Chass. 079427	357 323 03 00 357 323 04 00		
				$\frac{1}{1}$	125 165 (x4)	Chass. 079428->	357 323 05 00 357 323 06 00		
				$\frac{1}{1}$	112 937 (x4)*		005 326 89 00 357 320 04 31 357 326 03 00		
		O 405 UE		612.110		$\frac{1}{1}$	106 795 (x4)		004 323 58 00 307 326 02 00
						$\frac{1}{1}$	310 790 (x4)		003 326 18 00 003 326 33 00 003 326 90 00 004 326 28 00 005 326 90 00 307 323 04 00 307 326 01 00 307 326 04 00 357 320 01 31
				612.116 612.120 612.126		$\frac{1}{1}$	310 792 (x4)		004 323 59 00 006 323 75 00 357 326 01 00 396 320 00 30
	$\frac{1}{1}$				310 782 (x4)*		003 326 89 00 004 326 29 00 005 326 91 00 357 320 00 31 357 326 00 00		
O 407		03.87 - 11.01							
O 407	03.87 - 11.01	357.100/110		$\frac{1}{1}$	310 792 (x4)		004 323 59 00 006 323 75 00 357 326 01 00 396 320 00 30		
				$\frac{1}{1}$	310 782 (x4)*		003 326 89 00 004 326 29 00 005 326 91 00 357 320 00 31 357 326 00 00		

Achtung: Unsere Artikel sind nur als Ersatz für die angegebenen OE-Nummern gültig. In der Spalte "Ref." ist lediglich ein Teil der OE-Nummern aufgeführt. Die vollständige Auflistung aller Vergleichsnummern finden Sie im Anhang.
 Attention: The articles are only valid as replacement for the listed OE-numbers. In the column "Ref." only a selection of OE-No. is given. The complete listing you can see in the appendix. (151)

		Baumuster Model	 					Ref.
---	--	--------------------	---	---	---	--	---	------







MERCEDES-BENZ

O 530 (CITARO)		01.98 -						
Citaro N, 185 kW Citaro N, 260 kW	01.98 -	628.040		$\frac{1}{T}$	131 828		382 323 01 00 628 323 01 00 628 323 02 00 628 323 04 00	
	01.98 -			$\frac{1}{T}$	131 532		628 326 07 00	
		628.040 628.447		$\frac{1}{T}$	290 991		628 326 08 00	
Citaro N, 205 kW	01.98 -	628.000-002 628.040/043/ 045/047 /048/050		$\frac{1}{T}$	131 828		382 323 01 00 628 323 01 00 628 323 02 00 628 323 04 00	
				$\frac{1}{T}$	131 532		628 326 07 00	
		628.040/043/ 045/047 /048/050/447		$\frac{1}{T}$	290 991		628 326 08 00	
Citaro N, 220 kW	01.98 -	628.000/001/ 040		$\frac{1}{T}$	131 828		382 323 01 00 628 323 01 00 628 323 02 00 628 323 04 00	
				$\frac{1}{T}$	131 532		628 326 07 00	
		628.040/447		$\frac{1}{T}$	290 991		628 326 08 00	
O 550 (INTEGRO)		09.96 -						
O 550				$\frac{0}{0}$	280 964 =*			
O 580 (TRAVEGO)		10.99 -						
O 580-15 RHD O 580-15 RH/RHD, 260 kW O 580-15 RH/RHD, 300 kW	10.99 -	629.001		$\frac{0}{T}$	280 966 (x2)		629 323 00 00	
	10.99 -		629.011		$\frac{1}{T}$	300 091 (x4)*		629 326 00 00 629 326 01 00
	10.99 -			$\frac{1}{T}$	300 091 (x4)*		629 326 00 00 629 326 01 00	
O 580-17 RHD, 310 kW O 580-17 RHD, 320 kW O 580-17 RHD, 350 kW	10.99 -	629.012		$\frac{1}{T}$	300 091 (x4)*		629 326 00 00 629 326 01 00	
	10.99 -							
	10.99 -							
O 608								
LPO 608	10.69 - 10.77	314.085-087 316.072 316.081-083		$\frac{1}{0}$	780 001	->Chass. 4282707	314 323 03 00 314 323 05 00 314 323 06 00 314 323 07 00	
				$\frac{0}{0}$	101 455	Chass. 4282708->	314 323 08 00 314 323 09 00	
				$\frac{0}{0}$	725 002		001 326 57 00 001 326 88 00 002 323 94 00 002 323 96 00 002 326 19 00 002 326 26 00 002 326 27 00 003 323 55 00 003 323 58 00 314 326 01 00 314 326 02 00 314 326 04 00 314 326 05 00 314 326 06 00	
O 609								
O 609 D	07.87 - 12.92	672.072/073		$\frac{0}{0}$	112 370		004 323 88 00 004 323 89 00 005 323 02 00 005 323 03 00 005 323 09 00 005 323 19 00	

Achtung: Unsere Artikel sind nur als Ersatz für die angegebenen OE-Nummern gültig. In der Spalte "Ref." ist lediglich ein Teil der OE-Nummern aufgeführt. Die vollständige Auflistung aller Vergleichsnummern finden Sie im Anhang.
Attention: The articles are only valid as replacement for the listed OE-numbers. In the column "Ref." only a selection of OE-No. is given. The complete listing you can see in the appendix. (151)

		Baumuster Model	 					Ref.
---	--	--------------------	---	---	---	--	---	------





MERCEDES-BENZ

O 611								
O 611 D	07.87 - 12.92	672.372/373		$\frac{1}{0}$	112 370			004 323 88 00 004 323 89 00 005 323 02 00 005 323 03 00 005 323 09 00 005 323 19 00
O 614								
O 614 D	07.87 - 12.92	672.375		$\frac{1}{0}$	112 370			004 323 88 00 004 323 89 00 005 323 02 00 005 323 03 00 005 323 09 00 005 323 19 00
O 709								
LPO 709	11.77 - 12.84	314.086 314.085 314.087		$\frac{1}{0}$	780 001	->Chass. 4282707		314 323 03 00 314 323 05 00 314 323 06 00 314 323 07 00
				$\frac{0}{0}$	101 455	Chass. 4282708->		314 323 08 00 314 323 09 00
				$\frac{0}{0}$	725 002			001 326 57 00 001 326 88 00 002 323 94 00 002 323 96 00 002 326 19 00 002 326 26 00 002 326 27 00 003 323 55 00 003 323 58 00 314 326 01 00 314 326 02 00 314 326 04 00 314 326 05 00 314 326 06 00
O 808								
LPO 808, LPO 809	09.67 - 10.77	316.087 316.085/086		$\frac{1}{0}$	780 001	->Chass. 4282707		314 323 03 00 314 323 05 00 314 323 06 00 314 323 07 00
				$\frac{0}{0}$	101 455	Chass. 4282708->		314 323 08 00 314 323 09 00
				$\frac{0}{0}$	725 002			001 326 57 00 001 326 88 00 002 323 94 00 002 323 96 00 002 326 19 00 002 326 26 00 002 326 27 00 003 323 55 00 003 323 58 00 314 326 01 00 314 326 02 00 314 326 04 00 314 326 05 00 314 326 06 00

Achtung: Unsere Artikel sind nur als Ersatz für die angegebenen OE-Nummern gültig. In der Spalte "Ref." ist lediglich ein Teil der OE-Nummern aufgeführt. Die vollständige Auflistung aller Vergleichsnummern finden Sie im Anhang.
Attention: The articles are only valid as replacement for the listed OE-numbers. In the column "Ref." only a selection of OE-No. is given. The complete listing you can see in the appendix. (151)

		Baumuster Model	 					Ref.
---	--	--------------------	---	---	---	--	---	------




















MERCEDES-BENZ

O 814										
814 O, 814 LO	01.84 - 12.98	674.072/073		○ ○	311 234			006 323 10 00 006 323 11 00 673 323 04 00 673 323 08 00 674 323 00 00 674 323 02 00 674 323 05 00 674 323 06 00 675 323 04 00		
				○ ○	310 771 HD			006 323 28 00 673 323 07 00 673 323 09 00 674 323 01 00 674 323 03 00		
				○ ○	106 832	->Chass. K181929		005 326 29 00 673 326 00 00 673 326 11 00 673 326 13 00		
				○ ○	310 781	Chass. K181930->		005 326 36 00 673 326 12 00 673 326 14 00 674 326 14 00		
		674.272/273		○ ○	311 234				006 323 10 00 006 323 11 00 673 323 04 00 673 323 08 00 674 323 00 00 674 323 02 00 674 323 05 00 674 323 06 00 675 323 04 00	
									○ ○	310 771 HD
		O 817								
		817 LO	03.96 - 12.98	676.464		○ ○	311 234			006 323 10 00 006 323 11 00 673 323 04 00 673 323 08 00 674 323 00 00 674 323 02 00 674 323 05 00 674 323 06 00 675 323 04 00
○ ○	310 771 HD							006 323 28 00 673 323 07 00 673 323 09 00 674 323 01 00 674 323 03 00		

Achtung: Unsere Artikel sind nur als Ersatz für die angegebenen OE-Nummern gültig. In der Spalte "Ref." ist lediglich ein Teil der OE-Nummern aufgeführt. Die vollständige Auflistung aller Vergleichsnummern finden Sie im Anhang.
 Attention: The articles are only valid as replacement for the listed OE-numbers. In the column "Ref." only a selection of OE-No. is given. The complete listing you can see in the appendix. (151)

		Baumuster Model	 					Ref.
---	--	--------------------	---	---	---	--	---	------

MERCEDES-BENZ







O 817								
817 O, 817 LO	01.84 - 12.98	676.063			310 780		006 323 30 00 673 323 05 00 675 323 05 00 675 323 07 00	
					310 781		005 326 36 00 673 326 12 00 673 326 14 00 674 326 14 00	
		676.263			311 234		006 323 10 00 006 323 11 00 673 323 04 00 673 323 08 00 674 323 00 00 674 323 02 00 674 323 05 00 674 323 06 00 675 323 04 00	
				310 771 HD		006 323 28 00 673 323 07 00 673 323 09 00 674 323 01 00 674 323 03 00		
		676.264			311 234		006 323 10 00 006 323 11 00 673 323 04 00 673 323 08 00 674 323 00 00 674 323 02 00 674 323 05 00 674 323 06 00 675 323 04 00	
				310 771 HD		006 323 28 00 673 323 07 00 673 323 09 00 674 323 01 00 674 323 03 00		
					310 781		005 326 36 00 673 326 12 00 673 326 14 00 674 326 14 00	
		O 914						
O 914		674.077			311 234		006 323 10 00 006 323 11 00 673 323 04 00 673 323 08 00 674 323 00 00 674 323 02 00 674 323 05 00 674 323 06 00 675 323 04 00	
				310 771 HD		006 323 28 00 673 323 07 00 673 323 09 00 674 323 01 00 674 323 03 00		
					106 832		005 326 29 00 673 326 00 00 673 326 11 00 673 326 13 00	
O 1114								
O 1114 ,O 1114 L	01.84 - 12.98	675.273/274			112 862		006 323 17 00 675 323 06 00 675 323 08 00 675 323 10 00	





Achtung: Unsere Artikel sind nur als Ersatz für die angegebenen OE-Nummern gültig. In der Spalte "Ref." ist lediglich ein Teil der OE-Nummern aufgeführt. Die vollständige Auflistung aller Vergleichsnummern finden Sie im Anhang.









Attention: The articles are only valid as replacement for the listed OE-numbers. In the column "Ref." only a selection of OE-No. is given. The complete listing you can see in the appendix. (151)









		Baumuster Model	 					Ref.
---	--	--------------------	---	---	---	--	---	------

MERCEDES-BENZ

O 1117								
1117 LO	03.96 - 12.98	676.476			310 780			006 323 30 00 673 323 05 00 675 323 05 00 675 323 07 00
					106 776			005 326 46 00 006 326 69 00 675 326 05 00 675 326 07 00
1117 O,1117 LO	01.84 - 12.98	676.273/274/ 276			310 780			006 323 30 00 673 323 05 00 675 323 05 00 675 323 07 00

O 1120								
1120 O,1120 LO	01.84 - 12.98	677.073/074			106 790			006 323 27 00 673 323 00 00 673 323 06 00
		677.273/274			112 862			006 323 17 00 675 323 06 00 675 323 08 00 675 323 10 00











OF-Serie								
OF 1113		358.080 358.082			112 931 ▲	->Chass. 691420		003 323 84 00 003 323 85 00
OF 1113 B		358.082 358.080			112 931 ▲	->Chass. 691420		003 323 84 00 003 323 85 00
							112 931 ▲	Chass. 4134171 - Chass. 4251091
					310 772	Chass. 4134171 - Chass. 4251091		002 323 72 00 002 323 73 00 003 323 97 00 004 323 44 00 004 323 97 00 004 323 98 00 006 323 07 00
OF 1617		355.098			112 872 ▲	Chass. 4134171 - Chass. 4251091		002 326 53 00 002 326 54 00 002 326 98 00 002 326 99 00 003 326 87 00 004 326 03 00

OH-Serie								
OH 1622 L OH 1625 L OH 1628 L		396.458 396.456 396.476 396.486 396.488 396.478			106 140 (x4)	->Chass. 690143		003 323 47 00 307 323 02 00
							310 790 (x4)	->Chass. 690143
OH 1627 L OH 1634 L OH 1829 L OH 1834 L		396.483 396.471 396.473			310 792 (x4)	Chass. 6901044->		004 323 59 00 006 323 75 00 357 326 01 00 396 320 00 30
							310 790 (x4)	Chass. 6901044->

Achtung: Unsere Artikel sind nur als Ersatz für die angegebenen OE-Nummern gültig. In der Spalte "Ref." ist lediglich ein Teil der OE-Nummern aufgeführt. Die vollständige Auflistung aller Vergleichsnummern finden Sie im Anhang.
Attention: The articles are only valid as replacement for the listed OE-numbers. In the column "Ref." only a selection of OE-No. is given. The complete listing you can see in the appendix. (151)

		Baumuster Model						Ref.
---	--	--------------------	--	---	---	--	---	------





NEOPLAN

N 113 - N 116								
N 113 N 116 N 116 H	05.76 -			$\frac{1}{1}$	101 424			1002.103.00 1022.010.00 11016416 12104
				$\frac{1}{1}$	101 425			1002.102.00 1022.009.00 11016414 12107
N 116/3 H, N 116/3 HL				$\frac{1}{1}$	101 424			1002.103.00 1022.010.00 11016416 12104
				$\frac{1}{1}$	101 425			1002.102.00 1022.009.00 11016414 12107
				$\frac{1}{1}$	101 424 ∞			1002.103.00 1022.010.00 11016416 12104
N 117 - N 120								
N 117				$\frac{1}{1}$	101 424			1002.103.00 1022.010.00 11016416 12104
				$\frac{1}{1}$	101 425			1002.102.00 1022.009.00 11016414 12107
N 118/3	05.76 -			$\frac{1}{1}$	101 467			1002.104.00 1022.008.00 11016417 12106
				$\frac{1}{1}$	101 424			1002.103.00 1022.010.00 11016416 12104
					101 425			1002.102.00 1022.009.00 11016414 12107
				$\frac{1}{1}$	101 424 ∞			1002.103.00 1022.010.00 11016416 12104
N 117/3				$\frac{1}{1}$	101 424			1002.103.00 1022.010.00 11016416 12104
				$\frac{1}{1}$	101 425			1002.102.00 1022.009.00 11016414 12107
						$\frac{1}{1}$	101 424 ∞	

Achtung: Unsere Artikel sind nur als Ersatz für die angegebenen OE-Nummern gültig. In der Spalte "Ref." ist lediglich ein Teil der OE-Nummern aufgeführt. Die vollständige Auflistung aller Vergleichsnummern finden Sie im Anhang.
 Attention: The articles are only valid as replacement for the listed OE-numbers. In the column "Ref." only a selection of OE-No. is given. The complete listing you can see in the appendix. (151)

		Baumuster Model	 					Ref.
---	--	--------------------	---	---	---	--	---	------
















NEOPLAN

N 117 - N 120								
N 120 Highliner				$\frac{1}{T}$	101 467			1002.104.00 1022.008.00 11016417 12106
					101 424			1002.103.00 1022.010.00 11016416 12104
					101 467 $\infty\infty$			1002.104.00 1022.008.00 11016417 12106
N 121 - N 128								
N 121 Spaceliner N 122	05.76 -			$\frac{1}{T}$	101 467			1002.104.00 1022.008.00 11016417 12106
					101 424			1002.103.00 1022.010.00 11016416 12104
					101 424 $\infty\infty$			1002.103.00 1022.010.00 11016416 12104
N 122 /3 Skyliner				$\frac{1}{T}$	101 467			1002.104.00 1022.008.00 11016417 12106
					101 424			1002.103.00 1022.010.00 11016416 12104
						101 425		
					101 424 $\infty\infty$			1002.103.00 1022.010.00 11016416 12104
N 128/4 Megaliner				$\frac{1}{T}$	101 425 $\infty\infty\infty$			1002.102.00 1022.009.00 11016414 12107
					101 424			1002.103.00 1022.010.00 11016416 12104
						101 425		
					101 424 $\infty\infty$			1002.103.00 1022.010.00 11016416 12104

Achtung: Unsere Artikel sind nur als Ersatz für die angegebenen OE-Nummern gültig. In der Spalte "Ref." ist lediglich ein Teil der OE-Nummern aufgeführt. Die vollständige Auflistung aller Vergleichsnummern finden Sie im Anhang.
 Attention: The articles are only valid as replacement for the listed OE-numbers. In the column "Ref." only a selection of OE-No. is given. The complete listing you can see in the appendix. (151)

		Baumuster Model	 					Ref.
---	--	--------------------	---	---	---	--	---	------















NEOPLAN

N 121 - N 128								
N 128/4 Skyliner				$\frac{1}{1}$	101 424 			1002.103.00 1022.010.00 11016416 12104
				$\frac{1}{1}$	101 424			1002.103.00 1022.010.00 11016416 12104
					101 425			1002.102.00 1022.009.00 11016414 12107
				$\frac{1}{1}$	101 424 			1002.103.00 1022.010.00 11016416 12104
N 138 - N 140								
N 138 Jumbocruiser				$\frac{1}{1}$	101 467			1002.104.00 1022.008.00 11016417 12106
				$\frac{1}{1}$	101 425			1002.102.00 1022.009.00 11016414 12107
				$\frac{1}{1}$	101 467 			1002.104.00 1022.008.00 11016417 12106
N 202 - N 209								
N 208	06.76 -			$\frac{1}{1}$	101 426			1002.101.00 11016412 12105
				$\frac{1}{1}$	101 425			1002.102.00 1022.009.00 11016414 12107
N 209 Jetliner				$\frac{1}{1}$	101 425			1002.102.00 1022.009.00 11016414 12107
				$\frac{1}{1}$	101 426			1002.101.00 11016412 12105
N 210 - N 213								
N 210	06.76 -			$\frac{1}{1}$	101 424			1002.103.00 1022.010.00 11016416 12104
				$\frac{1}{1}$	101 426			1002.101.00 11016412 12105
N 212 N 213 H	06.76 -			$\frac{1}{1}$	101 426			1002.101.00 11016412 12105
				$\frac{1}{1}$	101 425			1002.102.00 1022.009.00 11016414 12107

Achtung: Unsere Artikel sind nur als Ersatz für die angegebenen OE-Nummern gültig. In der Spalte "Ref." ist lediglich ein Teil der OE-Nummern aufgeführt. Die vollständige Auflistung aller Vergleichsnummern finden Sie im Anhang.
Attention: The articles are only valid as replacement for the listed OE-numbers. In the column "Ref." only a selection of OE-No. is given. The complete listing you can see in the appendix. (151)

		Baumuster Model	 					Ref.
---	--	--------------------	---	---	---	--	---	------














NEOPLAN

N 210 - N 213								
N 212 Jetliner				$\frac{1}{1}$	101 425			1002.102.00 1022.009.00 11016414 12107
				$\frac{1}{1}$	101 425			1002.102.00 1022.009.00 11016414 12107
					101 426	Komfortausführung / Comfort model	(58)	1002.101.00 11016412 12105
N 214 - N 216								
N 214, N 214 H N 216, N 216 H	05.76 - 05.76 -			$\frac{1}{1}$	101 424			1002.103.00 1022.010.00 11016416 12104
				$\frac{1}{1}$	101 425			1002.102.00 1022.009.00 11016414 12107
N 218 - N 220								
N 220 Longliner				$\frac{1}{1}$	101 425			1002.102.00 1022.009.00 11016414 12107
				$\frac{1}{1}$	101 425			1002.102.00 1022.009.00 11016414 12107
N 312 - N 314								
N 312 N 313				$\frac{1}{1}$	101 425	06.1976->		1002.102.00 1022.009.00 11016414 12107
				$\frac{1}{1}$	101 425	05.1976-> Kombibus / combi-bus	(57)	1002.102.00 1022.009.00 11016414 12107
				$\frac{1}{1}$	101 426	06.1976->		1002.101.00 11016412 12105
N 312 U/K				$\frac{1}{1}$	101 426			1002.101.00 11016412 12105
				$\frac{1}{1}$	101 425			1002.102.00 1022.009.00 11016414 12107
N 314 N 314 H	05.76 -			$\frac{1}{1}$	101 425			1002.102.00 1022.009.00 11016414 12107
				$\frac{1}{1}$	101 425			1002.102.00 1022.009.00 11016414 12107
N 314 U/K/L				$\frac{1}{1}$	101 424			1002.103.00 1022.010.00 11016416 12104
				$\frac{1}{1}$	101 425			1002.102.00 1022.009.00 11016414 12107

Achtung: Unsere Artikel sind nur als Ersatz für die angegebenen OE-Nummern gültig. In der Spalte "Ref." ist lediglich ein Teil der OE-Nummern aufgeführt. Die vollständige Auflistung aller Vergleichsnummern finden Sie im Anhang.
Attention: The articles are only valid as replacement for the listed OE-numbers. In the column "Ref." only a selection of OE-No. is given. The complete listing you can see in the appendix. (151)

		Baumuster Model	 					Ref.
---	--	--------------------	---	---	---	--	---	------











NEOPLAN

N 316 - N 318								
318 LNF				$\frac{1}{T}$	101 424			1002.103.00 1022.010.00 11016416 12104
				$\frac{1}{T}$	112 048			1002.107.00
				$\frac{1}{T}$	101 424 ∞∞			1002.103.00 1022.010.00 11016416 12104
N 316	05.76 -			$\frac{1}{T}$	101 425			1002.102.00 1022.009.00 11016414 12107
				$\frac{1}{T}$	101 425			1002.102.00 1022.009.00 11016414 12107
					101 426	Kombibus / combi-bus	(57)	1002.101.00 11016412 12105
N 316 H	05.76 -			$\frac{1}{T}$	101 425			1002.102.00 1022.009.00 11016414 12107
				$\frac{1}{T}$	101 425			1002.102.00 1022.009.00 11016414 12107
N 316 K N 316 SHD				$\frac{1}{T}$	101 424			1002.103.00 1022.010.00 11016416 12104
				$\frac{1}{T}$	101 425			1002.102.00 1022.009.00 11016414 12107
N 316 L/U N 316 LNF				$\frac{1}{T}$	101 424			1002.103.00 1022.010.00 11016416 12104
				$\frac{1}{T}$	101 426			1002.101.00 11016412 12105
N 316/3 U/K/SHD				$\frac{1}{T}$	101 424			1002.103.00 1022.010.00 11016416 12104
				$\frac{1}{T}$	101 425			1002.102.00 1022.009.00 11016414 12107
				$\frac{1}{T}$	101 424 ∞∞			1002.103.00 1022.010.00 11016416 12104

Achtung: Unsere Artikel sind nur als Ersatz für die angegebenen OE-Nummern gültig. In der Spalte "Ref." ist lediglich ein Teil der OE-Nummern aufgeführt. Die vollständige Auflistung aller Vergleichsnummern finden Sie im Anhang.
Attention: The articles are only valid as replacement for the listed OE-numbers. In the column "Ref." only a selection of OE-No. is given. The complete listing you can see in the appendix. (151)

		Baumuster Model						Ref.
---	--	--------------------	--	---	---	--	---	------











NEOPLAN

N 316 - N 318								
N 318/3 U/K/SHD				$\frac{1}{T}$	101 467			1002.104.00 1022.008.00 11016417 12106
				$\frac{1}{T}$	101 424			1002.103.00 1022.010.00 11016416 12104
					101 425			1002.102.00 1022.009.00 11016414 12107
				$\frac{1}{T}$	101 424 ∞			1002.103.00 1022.010.00 11016416 12104
N 320 - N 326								
N 321 U/K				$\frac{1}{T}$	101 425			1002.102.00 1022.009.00 11016414 12107
				$\frac{1}{T}$	101 426			1002.101.00 11016412 12105
				$\frac{1}{T}$	101 424 ∞			1002.103.00 1022.010.00 11016416 12104
N 326 /3				$\frac{1}{T}$	101 467	Kombibus / combi-bus	(57)	1002.104.00 1022.008.00 11016417 12106
				$\frac{1}{T}$	101 425 ∞	Kombibus / combi-bus	(57)	1002.102.00 1022.009.00 11016414 12107
					101 424 (x4)	Kombibus / combi-bus	(57)	1002.103.00 1022.010.00 11016416 12104
N 412 - N 416								
N 407 Cityliner				$\frac{0}{0}$	106 149			1002.140.00
				$\frac{0}{0}$	106 149			1002.140.00
N 412 N 413				$\frac{1}{T}$	101 424	06.1976->		1002.103.00 1022.010.00 11016416 12104
				$\frac{1}{T}$	101 425	Linienbus / Public transport	(62)	1002.102.00 1022.009.00 11016414 12107
				$\frac{1}{T}$	101 426	06.1976->		1002.101.00 11016412 12105
				$\frac{1}{T}$	101 425	Linienbus / Public transport	(62)	1002.102.00 1022.009.00 11016414 12107
					101 426	Linienbus / Public transport Komfortausführung / Comfort model	(62) (58)	1002.101.00 11016412 12105

Achtung: Unsere Artikel sind nur als Ersatz für die angegebenen OE-Nummern gültig. In der Spalte "Ref." ist lediglich ein Teil der OE-Nummern aufgeführt. Die vollständige Auflistung aller Vergleichsnummern finden Sie im Anhang.
Attention: The articles are only valid as replacement for the listed OE-numbers. In the column "Ref." only a selection of OE-No. is given. The complete listing you can see in the appendix. (151)

		Baumuster Model	 					Ref.
---	--	--------------------	---	---	---	--	---	------











NEOPLAN

N 412 - N 416								
N 414 H N 416 H				$\frac{1}{1}$	101 425	06.1976->		1002.102.00 1022.009.00 11016414 12107
				$\frac{1}{1}$	101 425	06.1976->		1002.102.00 1022.009.00 11016414 12107
N 414 N 416	06.76 - 06.76 -			$\frac{1}{1}$	101 425			1002.102.00 1022.009.00 11016414 12107
				$\frac{1}{1}$	101 425			1002.102.00 1022.009.00 11016414 12107
					101 426	Linienbus / Public transport Komfortausführung / Comfort model	(62) (58)	1002.101.00 11016412 12105
N 418 - N 426								
N 426	05.76 -			$\frac{1}{1}$	101 467			1002.104.00 1022.008.00 11016417 12106
				$\frac{1}{1}$	101 424			1002.103.00 1022.010.00 11016416 12104
				$\frac{1}{1}$	101 424 ∞			1002.103.00 1022.010.00 11016416 12104
N 426 /3	05.76 -			$\frac{1}{1}$	101 467	Linienbus / Public transport	(62)	1002.104.00 1022.008.00 11016417 12106
				$\frac{1}{1}$	101 425 ∞	Linienbus / Public transport	(62)	1002.102.00 1022.009.00 11016414 12107
					101 424 (x4)	Linienbus / Public transport	(62)	1002.103.00 1022.010.00 11016416 12104
N 608 - N 640								
N 608	05.76 -			$\frac{1}{1}$	101 424			1002.103.00 1022.010.00 11016416 12104
				$\frac{1}{1}$	101 467 ●			1002.104.00 1022.008.00 11016417 12106
				$\frac{1}{1}$	101 424			1002.103.00 1022.010.00 11016416 12104

Achtung: Unsere Artikel sind nur als Ersatz für die angegebenen OE-Nummern gültig. In der Spalte "Ref." ist lediglich ein Teil der OE-Nummern aufgeführt. Die vollständige Auflistung aller Vergleichsnummern finden Sie im Anhang.
Attention: The articles are only valid as replacement for the listed OE-numbers. In the column "Ref." only a selection of OE-No. is given. The complete listing you can see in the appendix. (151)

		Baumuster Model						Ref.
---	--	--------------------	--	---	---	--	---	------

NEOPLAN






N 608 - N 640										
N 612	05.76 -			$\frac{1}{T}$	101 424			1002.103.00 1022.010.00 11016416 12104		
				$\frac{1}{T}$	101 467 ●			1002.104.00 1022.008.00 11016417 12106		
				$\frac{1}{T}$	101 424			1002.103.00 1022.010.00 11016416 12104		
					101 425	Flughafenbus / Airport-Bus	(47)	1002.102.00 1022.009.00 11016414 12107		
N 640	05.76 -			$\frac{1}{T}$	101 424	Flughafenbus / Airport-Bus	(47)	1002.103.00 1022.010.00 11016416 12104		
					101 424			1002.103.00 1022.010.00 11016416 12104		
				$\frac{1}{T}$	101 467 ●			1002.104.00 1022.008.00 11016417 12106		
					101 424			1002.103.00 1022.010.00 11016416 12104		
					101 425	Flughafenbus / Airport-Bus	(47)	1002.102.00 1022.009.00 11016414 12107		
N 906 - N 940										
N 906	01.81 -			$\frac{O}{O}$	106 149			1002.140.00		
				$\frac{1}{T}$	101 424	Flughafenbus / Airport-Bus	(47)	1002.103.00 1022.010.00 11016416 12104		
				$\frac{1}{T}$	101 425	Flughafenbus / Airport-Bus	(47)	1002.102.00 1022.009.00 11016414 12107		
					$\frac{O}{O}$	106 150 ▲			1002.143.00	
N 907	01.82 -			$\frac{1}{T}$	101 424	Flughafenbus / Airport-Bus	(47)	1002.103.00 1022.010.00 11016416 12104		
						$\frac{1}{T}$	101 425	Flughafenbus / Airport-Bus	(47)	1002.102.00 1022.009.00 11016414 12107
					$\frac{O}{O}$	106 150 ▲			1002.143.00	
N 922-2				$\frac{1}{T}$	101 424			1002.103.00 1022.010.00 11016416 12104		
						$\frac{1}{T}$	101 424			1002.103.00 1022.010.00 11016416 12104

Achtung: Unsere Artikel sind nur als Ersatz für die angegebenen OE-Nummern gültig. In der Spalte "Ref." ist lediglich ein Teil der OE-Nummern aufgeführt. Die vollständige Auflistung aller Vergleichsnummern finden Sie im Anhang.
 Attention: The articles are only valid as replacement for the listed OE-numbers. In the column "Ref." only a selection of OE-No. is given. The complete listing you can see in the appendix. (151)












		Baumuster Model	 					Ref.
---	--	--------------------	---	---	---	--	---	------

NEOPLAN

N 906 - N 940

N 912				$\frac{1}{1}$	101 424	Flughafenbus / Airport-Bus	(47)	1002.103.00 1022.010.00 11016416 12104
				$\frac{1}{1}$	101 425	Flughafenbus / Airport-Bus	(47)	1002.102.00 1022.009.00 11016414 12107
N 940				$\frac{1}{1}$	101 424	Flughafenbus / Airport-Bus	(47)	1002.103.00 1022.010.00 11016416 12104
				$\frac{1}{1}$	101 424	Flughafenbus / Airport-Bus	(47)	1002.103.00 1022.010.00 11016416 12104
N 3016								
N 3016				$\frac{1}{1}$	112 048			1002.107.00

N 4013 - 4032









N 4007 N 4009 N 4010 N 4011				$\frac{1}{1}$	112 156			1002.101.01 1002.102.01
	N 4013 N 4014 N 4015 N 4016				$\frac{1}{1}$	112 048		1002.107.00
		N 4020			$\frac{1}{1}$	112 048		1002.107.00
						$\frac{1}{1}$	101 426 ∞	
N 4021				$\frac{1}{1}$	131 159			1002.107.20
				$\frac{1}{1}$	112 048			1002.107.00
				$\frac{1}{1}$	131 069			1002.107.10
				$\frac{1}{1}$	112 048 ∞			1002.107.00
N 4026, N 4026 L				$\frac{1}{1}$	131 069 ∞			1002.107.10
				$\frac{1}{1}$	101 467			1002.104.00 1022.008.00 11016417 12106
				$\frac{1}{1}$	101 424			1002.103.00 1022.010.00 11016416 12104
				$\frac{1}{1}$	101 425			1002.102.00 1022.009.00 11016414 12107
N 4026 P, N 4026 PL				$\frac{1}{1}$	101 424 ∞			1002.103.00 1022.010.00 11016416 12104
				$\frac{1}{1}$	101 467			1002.104.00 1022.008.00 11016417 12106
				$\frac{1}{1}$	112 048			1002.107.00
				$\frac{1}{1}$	112 048 ∞			1002.107.00

Achtung: Unsere Artikel sind nur als Ersatz für die angegebenen OE-Nummern gültig. In der Spalte "Ref." ist lediglich ein Teil der OE-Nummern aufgeführt. Die vollständige Auflistung aller Vergleichsnummern finden Sie im Anhang.







Attention: The articles are only valid as replacement for the listed OE-numbers. In the column "Ref." only a selection of OE-No. is given. The complete listing you can see in the appendix. (151)

		Baumuster Model	 					Ref.
---	--	--------------------	---	---	---	--	---	------








NEOPLAN

N 4013 - 4032								
N 4032/4				$\frac{1}{1}$	101 425 			1002.102.00 1022.009.00 11016414 12107
				$\frac{1}{1}$	101 426			1002.101.00 11016412 12105
				$\frac{1}{1}$	101 424 			1002.103.00 1022.010.00 11016416 12104
N 9010 - 9040								
N 9010 N 9012 N 9022 N 9040				$\frac{1}{1}$	101 424			1002.103.00 1022.010.00 11016416 12104
				$\frac{1}{1}$	101 425			1002.102.00 1022.009.00 11016414 12107
N 9044/2				$\frac{1}{1}$	101 424			1002.103.00 1022.010.00 11016416 12104
				$\frac{1}{1}$	101 424			1002.103.00 1022.010.00 11016416 12104














NISSAN

URVAN Bus (E23) 07.80 - 11.88								
2.0 (E23B) 2.2 D 2.3 D (E23B)	12.82 - 11.88			$\frac{1}{0}$	290 144			56110-R8025 56110-R8026 56110-R8027 56110-R8028
	03.81 - 10.86							
	04.85 - 11.88			$\frac{0}{1}$	290 098 ▲			56210-R8027 56210-R8028
URVAN Bus (E24) 06.86 - 05.97								
2.4 i 2.0 2.4 i 2.3 D 2.5 D 2.5 D	11.86 - 04.89			$\frac{1}{0}$	200 817 ▲			
	06.86 - 09.94							
	05.89 - 09.93			$\frac{0}{0}$	290 146 ▲			56210-01N00 56210-01N25 56210-01N26 56210-05N25 56210-84625 56210-B1100 56210-B1125 56210-B1135 56210-B1300 56210-B1325 56210-T3000 56210-T3025 56210-T5427 56210-T6100 56210-T6125 56210-T6210
	11.86 - 12.88							
	11.86 - 04.89							
	05.89 - 10.96							
VANETTE Bus (KC120) 06.81 - 12.87								
1.5 2.0 D	01.83 - 12.87			$\frac{0}{0}$	290 609			56110-G2528
	01.86 - 06.87			$\frac{0}{0}$	290 112			56210-G2526



















Achtung: Unsere Artikel sind nur als Ersatz für die angegebenen OE-Nummern gültig. In der Spalte "Ref." ist lediglich ein Teil der OE-Nummern aufgeführt. Die vollständige Auflistung aller Vergleichsnummern finden Sie im Anhang.
Attention: The articles are only valid as replacement for the listed OE-numbers. In the column "Ref." only a selection of OE-No. is given. The complete listing you can see in the appendix. (151)

		Baumuster Model						Ref.
---	--	--------------------	--	---	---	--	---	------

NISSAN

VANETTE Bus (C22)		10.86 - 12.95						
1.5	10.86 - 12.95				230 162			56110-11C29 56110-16C26
2.4 i (SLC22), 74 kW	10.86 - 12.95				312 624 ▲			56110-11C29 56110-16C26
2.4 i (SLC22), 77 kW	10.86 - 12.95							
2.0 D (ULC22), 47 kW	10.86 - 12.95				230 166			56210-16C26
2.0 D (ULC22), 49 kW	10.86 - 12.95							
VANETTE CARGO Bus (HC 23)		09.94 -						
1.6 i	01.96 -				230 168		Starrachse / Rigid Axle	(101) 54303-8C825 54303-8C826 54303-9C025 54303-9C125 54303-9C126
2.0 D	01.96 -							
2.3 D	01.96 -							
					230 169		Starrachse / Rigid Axle	(101) 54302-8C825 54302-8C826 54302-9C025 54302-9C125 54302-9C126
					230 172		Einzelradaufhängung / Independent wheel suspension	(17) 56210-9C126
					290 421		Starrachse / Rigid Axle	(101)









PEUGEOT

BOXER Bus (230P)		03.94 - 04.02						
2.0 i	03.94 - 04.02				280 975 =			5202.J0
2.0 i 4x4	08.96 - 04.02				900 063			
1.9 D	03.94 - 04.02							
1.9 TD, 66 kW	08.94 - 04.02				280 981 =			
1.9 TD, 68 kW	03.94 - 04.02							
1.9 TD 4x4	07.96 - 04.02							
2.5 D	08.94 - 04.02							
2.5 D 4x4	07.96 - 04.02							
2.5 TD	07.94 - 04.02							
2.5 TD 4x4	07.96 - 04.02							
2.5 TDI	01.97 - 04.02							
2.5 TDI 4x4	01.97 - 04.02							
2.8 HDi	11.00 - 04.02							
BOXER Bus (244, Z_)		04.02 -						
2.0	04.02 -				280 975 =		nicht für Nutzlast [kg] / not for payload [kg]: 1800	(136) 5202.J0
2.0 HDi	04.02 -				900 063			
2.2 HDi	04.02 -							
2.8 HDi	04.02 -				280 979 =		nicht für Nutzlast [kg] / not for payload [kg]: 1800	(136) 5206.P8
2.8 HDi 4x4	04.02 -							
BOXER Bus		04.06 -						
2.2 HDi 100	04.06 -				900 174			
2.2 HDi 120	04.06 -							
3.0 HDi 160	04.06 -							
J5 Bus (280P)		09.81 - 09.90						
2.0, 55 kW	09.81 - 09.90				110 567 ▲		->Chass. 0244 300	5201.93
2.0, 58 kW	01.83 - 09.90				110 431		Chass. 0244 301->	5203.13
2.5 D	09.81 - 09.90				900 063			
					311 417			5206.29



























Achtung: Unsere Artikel sind nur als Ersatz für die angegebenen OE-Nummern gültig. In der Spalte "Ref." ist lediglich ein Teil der OE-Nummern aufgeführt. Die vollständige Auflistung aller Vergleichsnummern finden Sie im Anhang.
Attention: The articles are only valid as replacement for the listed OE-numbers. In the column "Ref." only a selection of OE-No. is given. The complete listing you can see in the appendix. (151)












		Baumuster Model						Ref.
---	--	--------------------	--	---	---	--	---	------

PEUGEOT

J5 Bus (290P)		09.90 - 03.94					
2.0	10.90 -				110 431		5203.13
1.9 D	10.90 -				900 063		
2.5 D	10.90 -				311 417		5206.29
2.5 D 4x4	10.90 -						
2.5 TD	10.90 -						
2.5 TD 4x4	10.90 -						

RENAULT























MASTER II Bus (JD/ND)		03.98 -					
1.9 dTI	09.00 -				313 387 =		82 00 024 946
1.9 dCi 80	11.01 -				313 387 OI =		82 00 024 946
2.2 dCi 90	09.00 -				313 387 OHD =		82 00 024 946
2.5 dCi 120	10.01 -				313 388 =	zul. Gesamtgewicht [kg] / Gross Vehicle Weight [kg]: 3300 (150)	82 00 024 935
					313 391 =	zul. Gesamtgewicht [kg] / Gross Vehicle Weight [kg]: 3500 (150)	
					313 391 =	zul. Gesamtgewicht [kg] / Gross Vehicle Weight [kg]: 2800 (150)	82 00 024 936
					313 388 OI =		82 00 324 495
					313 388 OHD =		82 00 024 935
					311 973 =		82 00 024 939
2.5 D	07.98 - 01.01				313 393 =	->07.2000	7700 310 737
2.8 dTI	07.98 - 10.01				313 393 OHD =	->07.2000	7700 310 737
					313 387 =	07.2000->	82 00 024 946
					313 387 OI =	07.2000->	82 00 024 946
					313 387 OHD =	07.2000->	82 00 024 946
					313 394 =	->07.2000	4500241 4500242 7700 310 740 7700 310 741
					313 394 OHD =	->07.2000	4500241 4500242 7700 310 740 7700 310 741
					313 388 =	07.2000-> zul. Gesamtgewicht [kg] / Gross Vehicle Weight [kg]: 3300 (150)	82 00 024 935
					313 391 =	07.2000-> zul. Gesamtgewicht [kg] / Gross Vehicle Weight [kg]: 3500 (150)	82 00 024 936
					313 391 =	07.2000-> zul. Gesamtgewicht [kg] / Gross Vehicle Weight [kg]: 2800 (150)	82 00 324 495
					313 388 OI =	07.2000->	82 00 024 935
					313 388 OHD =	07.2000->	82 00 024 935
					311 973 =	07.2000->	82 00 024 939

MASTER III Bus (JD)		10.03 -					
2.5 dCi 100 (JDCV)	10.03 -				313 387 =		82 00 024 946
					313 387 OI =		82 00 024 946
					313 387 OHD =		82 00 024 946
					313 388 =	zul. Gesamtgewicht [kg] / Gross Vehicle Weight [kg]: 3300 (150)	82 00 024 935
					313 391 =	zul. Gesamtgewicht [kg] / Gross Vehicle Weight [kg]: 3500 (150)	
					313 391 =	zul. Gesamtgewicht [kg] / Gross Vehicle Weight [kg]: 2800 (150)	82 00 024 936
					313 388 OI =		82 00 324 495
					313 388 OHD =		82 00 024 935
					311 973 =		82 00 024 939
















Achtung: Unsere Artikel sind nur als Ersatz für die angegebenen OE-Nummern gültig. In der Spalte "Ref." ist lediglich ein Teil der OE-Nummern aufgeführt. Die vollständige Auflistung aller Vergleichsnummern finden Sie im Anhang.
 Attention: The articles are only valid as replacement for the listed OE-numbers. In the column "Ref." only a selection of OE-No. is given. The complete listing you can see in the appendix. (151)

		Baumuster Model	 					Ref.
---	--	--------------------	---	---	---	--	---	------



RENAULT

MASTER III Bus (JD)		10.03 -						
3.0 dCi 140 (JD0T)	10.03 -			313 387 =		82 00 024 946		
				313 387 		82 00 024 946		
				313 387 		82 00 024 946		
				313 388 =		82 00 024 935		
				313 388 		82 00 024 935		
				313 388 		82 00 024 935		
				311 973 		82 00 024 939		
TRAFIC Bus (T5, T6, T7)		03.80 - 04.89						
1.4	03.80 - 04.89			110 518 		7700 719 593		
1.6	01.84 - 06.86			110 517 		7700 719 594		
1.7	06.86 - 04.89			110 521		7700 791 602		
2.0	06.86 - 04.89			311 373		7700 791 602		
2.1 D	03.80 - 04.89							
TRAFIC II Bus (JL)		03.01 -						
2.0 (JL0A)	03.01 -			312 655 =	09.2001->			
1.9 dCi 80	03.01 -			900 184				
1.9 dCi 100	03.01 -			312 656 =				
2.0 16V	08.06 -			312 655 =				
2.5 dCi 135 (JL0D)	05.03 -			900 184				
2.5 dCi 145	08.06 -			312 656 =				
1.9 dCi	04.01 - 07.03			900 184				
2.0 dCi 90	08.06 -							
2.0 dCi 115	08.06 -							

RENAULT TRUCKS

Citybus							
Citybus					131 059		5010 347 905
					131 191		5010 347 902
					125 048 		5010 207 265
					131 081		5010 347 903
PR							
PR					110 665		23512099 23512157
S							
S					110 653		23512161
SC							
SC 10					110 666 		
					110 666 		

SCANIA





82							
S 82 HR					310 797		1012044 307111

Achtung: Unsere Artikel sind nur als Ersatz für die angegebenen OE-Nummern gültig. In der Spalte "Ref." ist lediglich ein Teil der OE-Nummern aufgeführt. Die vollständige Auflistung aller Vergleichsnummern finden Sie im Anhang.
Attention: The articles are only valid as replacement for the listed OE-numbers. In the column "Ref." only a selection of OE-No. is given. The complete listing you can see in the appendix. (151)


		Baumuster Model	 					Ref.
---	--	--------------------	---	---	---	--	---	------

SCANIA






















86

BR 86		$\frac{1}{T}$	106 749 		406694 410554
		$\frac{1}{T}$	106 748 	(x4)	403245 410555

92

F 92 H		$\frac{1}{O}$	310 797		1012044 307111
--------	---	---------------	---------	--	-------------------


























K 94 01.95 -

K 94	01.95 -	EB		$\frac{1}{T}$	131 049 	Achsausführung / Axle Version: ADA	(4)	1523289 488824			
					290 889 	Achsausführung / Axle Version: ADA	(4)	1481359 483551			
		IB		$\frac{1}{O}$	300 024 	Achsausführung / Axle Version: AMA	(4)	1427406 1480213 1480214 1480215 1523287 1523288 483550 489509			
								124 875 	->Chass. 1 829 819 ->Chass. 1 843 282 Achsausführung / Axle Version: ADA	(4)	470268
								131 049 	Chass. 1 829 820-> Chass. 1 843 283-> Achsausführung / Axle Version: ADA	(4)	1523289 488824
								290 889 	Chass. 1 829 820-> Chass. 1 843 283-> Achsausführung / Axle Version: ADA	(4)	1481359 483551
		UA		$\frac{1}{T}$	290 045 	Achsausführung / Axle Version: AMA	(4)	1462240 1488337 1920824			
					300 025 	Achsausführung / Axle Version: ADA	(4)	1478317 483553			
		UB		$\frac{1}{T}$	290 045 	Achsausführung / Axle Version: AMA	(4)	1462240 1488337 1920824			
					131 049 	Achsausführung / Axle Version: ADA	(4)	1523289 488824			
				$\frac{1}{T}$	300 025 	Achsausführung / Axle Version: ADA Achsausführung / Axle Version: ADA1350D	(4) (4)	1478317 483553			
					131 048 	Achsausführung / Axle Version: AMA	(4)	1523283 488823			
					290 775 	Achsausführung / Axle Version: AMI700	(4)	1523285 489510			
					290 037 	Achsausführung / Axle Version: AMI700	(4)	481949			
				$\frac{1}{T}$	290 036 	Achsausführung / Axle Version: ASA701, ARA860	(4)	1920822 483552 489513			

Achtung: Unsere Artikel sind nur als Ersatz für die angegebenen OE-Nummern gültig. In der Spalte "Ref." ist lediglich ein Teil der OE-Nummern aufgeführt. Die vollständige Auflistung aller Vergleichsnummern finden Sie im Anhang.
Attention: The articles are only valid as replacement for the listed OE-numbers. In the column "Ref." only a selection of OE-No. is given. The complete listing you can see in the appendix. (151)

		Baumuster Model						Ref.
---	--	--------------------	--	---	---	--	---	------














SCANIA

L 94		01.95 -													
L 94	01.95 -	EB		$\frac{1}{T}$	131 049 	Achsausführung / Axle Version: ADA	(4)	1523289 488824							
					290 889 	Achsausführung / Axle Version: ADA	(4)	1481359 483551							
		IB		$\frac{1}{O}$		300 024 	->Chass. 1 829 819 ->Chass. 1 843 282 Achsausführung / Axle Version: ADA	(4)	1427406 1480213 1480214 1480215 1523287 1523288 483550 489509						
									$\frac{1}{T}$	124 875 	->Chass. 1 829 819 ->Chass. 1 843 282 Achsausführung / Axle Version: ADA	(4)	470268		
										$\frac{1}{T}$	131 049 	Chass. 1 829 820-> Chass. 1 843 283-> Achsausführung / Axle Version: ADA	(4)	1523289 488824	
									$\frac{1}{T}$		290 889 	Chass. 1 829 820-> Chass. 1 843 283-> Achsausführung / Axle Version: ADA	(4)	1481359 483551	
										UA		$\frac{1}{T}$	290 045 	Achsausführung / Axle Version: AMA	(4)
									300 025 				Achsausführung / Axle Version: ADA	(4)	1478317 483553
		UB		$\frac{1}{T}$		290 045 	Achsausführung / Axle Version: AMA	(4)	1462240 1488337 1920824						
						131 049 	Achsausführung / Axle Version: ADA	(4)	1523289 488824						
							300 025 	Achsausführung / Axle Version: ADA Achsausführung / Axle Version: ADA1350D	(4) (4)	1478317 483553					
							$\frac{1}{T}$		131 048 	Achsausführung / Axle Version: AMA	(4)	1523283 488823			
		290 775 	Achsausführung / Axle Version: AMI700	(4)	1523285 489510										
		290 037 	Achsausführung / Axle Version: AMI700	(4)	481949										
			$\frac{1}{T}$		290 036 	Achsausführung / Axle Version: ASA701, ARA860	(4)	1920822 483552 489513							

Achtung: Unsere Artikel sind nur als Ersatz für die angegebenen OE-Nummern gültig. In der Spalte "Ref." ist lediglich ein Teil der OE-Nummern aufgeführt. Die vollständige Auflistung aller Vergleichsnummern finden Sie im Anhang.
Attention: The articles are only valid as replacement for the listed OE-numbers. In the column "Ref." only a selection of OE-No. is given. The complete listing you can see in the appendix. (151)

		Baumuster Model	 					Ref.
---	--	--------------------	---	---	---	--	---	------







SCANIA

N 94		01.95 -											
N 94	01.95 -	EB		$\frac{1}{T}$	131 049 \equiv	Achsausführung / Axle Version: ADA	(4)	1523289 488824					
					290 889 \equiv	Achsausführung / Axle Version: ADA	(4)	1481359 483551					
		IB		$\frac{1}{O}$	$\frac{1}{O}$	300 024 \equiv	Achsausführung / Axle Version: AMA	(4)	1427406 1480213 1480214 1480215 1523287 1523288 483550 489509				
						124 875 \equiv	->Chass. 1 829 819 ->Chass. 1 843 282	(4)	470268				
							Achsausführung / Axle Version: ADA						
						131 049 \equiv	Chass. 1 829 820-> Chass. 1 843 283->	(4)	1523289 488824				
							Achsausführung / Axle Version: ADA						
						290 889 \equiv	Chass. 1 829 820-> Chass. 1 843 283->	(4)	1481359 483551				
							Achsausführung / Axle Version: ADA						
						UA		$\frac{1}{T}$	$\frac{1}{T}$	290 045 \equiv *	Achsausführung / Axle Version: AMA	(4)	1462240 1488337 1920824
										300 025 \equiv	Achsausführung / Axle Version: ADA	(4)	1478317 483553
						UB		$\frac{1}{T}$	$\frac{1}{T}$	290 045 \equiv *	Achsausführung / Axle Version: AMA	(4)	1462240 1488337 1920824
		131 049 \equiv	Achsausführung / Axle Version: ADA	(4)	1523289 488824								
					$\frac{1}{T}$	$\frac{1}{T}$	300 025 \equiv	Achsausführung / Axle Version: ADA Achsausführung / Axle Version: ADA1350D	(4) (4)	1478317 483553			
		131 048 \equiv					Achsausführung / Axle Version: AMA	(4)	1523283 488823				
					$\frac{1}{T}$	$\frac{1}{T}$	290 775 \equiv	Achsausführung / Axle Version: AMI700	(4)	1523285 489510			
		290 037 \equiv *					Achsausführung / Axle Version: AMI700	(4)	481949				
				$\frac{1}{T}$	$\frac{1}{T}$	290 036 \equiv ∞	Achsausführung / Axle Version: ASA701, ARA860	(4)	1920822 483552 489513				
		112											
		BR 112 CR 112 N 112				$\frac{1}{T}$	106 749 \equiv			406694 410554			
				$\frac{1}{T}$	106 748 \equiv (x4)			403245 410555					
F 112 H				$\frac{1}{O}$	310 797			1012044 307111					
K 112 4x2				$\frac{1}{T}$	106 741 \equiv			415848 429163					
					106 761 \equiv			415849					
K 112 TL 6x2 (Hochdecker)				$\frac{1}{T}$	112 900			426218 460081					
					112 902 \equiv ∞	$\frac{1}{O}$	$\frac{1}{O}$	421280 468194					
								112 901 \equiv (x4)			426219		
K 112 (mit hohem Aufbau)				$\frac{1}{T}$	112 864 \equiv			429161 470264					
					112 863 \equiv (x4)			429162					

Achtung: Unsere Artikel sind nur als Ersatz für die angegebenen OE-Nummern gültig. In der Spalte "Ref." ist lediglich ein Teil der OE-Nummern aufgeführt. Die vollständige Auflistung aller Vergleichsnummern finden Sie im Anhang.
Attention: The articles are only valid as replacement for the listed OE-numbers. In the column "Ref." only a selection of OE-No. is given. The complete listing you can see in the appendix. (151)

		Baumuster Model	 					Ref.
---	--	--------------------	---	---	---	--	---	------


























SCANIA

113								
K 113 TL 6x2 (Hochdecker)				$\frac{1}{T}$	112 900			426218 460081
					$\frac{1}{O}$	112 902 ∞		421280 468194
				$\frac{1}{T}$	112 901 (x4)		426219	
N 113 01.89 -								
N 113	01.89 -			$\frac{1}{O}$	112 451 			424306
					310 797 		1012044 307111	
				$\frac{1}{T}$	112 864 \equiv		429161 470264	
					131 048 \equiv		1523283 488823	
					131 067 \equiv		475915 481967	
				$\frac{O}{O}$	131 018 \equiv *		470266	
				$\frac{1}{T}$	106 603 \blacktriangle \equiv		429164	
				$\frac{O}{O}$	131 064 \blacktriangle \equiv *		468195	
					$\frac{1}{T}$	106 748 \equiv		403245 410555
						106 761 \equiv		415849
						112 863 \equiv		429162
						124 875 \equiv		470268
						131 048 \equiv		1523283 488823
						131 068 \equiv		470267
					$\frac{1}{O}$	112 902 ∞ \equiv		421280 468194

Achtung: Unsere Artikel sind nur als Ersatz für die angegebenen OE-Nummern gültig. In der Spalte "Ref." ist lediglich ein Teil der OE-Nummern aufgeführt. Die vollständige Auflistung aller Vergleichsnummern finden Sie im Anhang.
 Attention: The articles are only valid as replacement for the listed OE-numbers. In the column "Ref." only a selection of OE-No. is given. The complete listing you can see in the appendix. (151)

		Baumuster Model	 					Ref.
---	--	--------------------	---	---	---	--	---	------
































SCANIA

114	01.95 -														
114	01.95 -	EB		$\frac{1}{T}$	131 049 	Achsausführung / Axle Version: ADA	(4)	1523289 488824							
					290 889 	Achsausführung / Axle Version: ADA	(4)	1481359 483551							
		IB		$\frac{1}{O}$	300 024 		Achsausführung / Axle Version: AMA		(4)	1427406 1480213 1480214 1480215 1523287 1523288 483550 489509					
											$\frac{1}{T}$	124 875 	->Chass. 1 829 819 ->Chass. 1 843 282 Achsausführung / Axle Version: ADA	(4)	470268
												$\frac{1}{T}$	131 049 	Chass. 1 829 820-> Chass. 1 843 283-> Achsausführung / Axle Version: ADA	(4)
										290 889 	Chass. 1 829 820-> Chass. 1 843 283-> Achsausführung / Axle Version: ADA		(4)	1481359 483551	
		UA		$\frac{1}{T}$	290 045  *	Achsausführung / Axle Version: AMA	(4)	1462240 1488337 1920824							
						$\frac{1}{T}$	300 025 	Achsausführung / Axle Version: ADA	(4)	1478317 483553					
		UB		$\frac{1}{T}$	290 045  *	Achsausführung / Axle Version: AMA	(4)	1462240 1488337 1920824							
						$\frac{1}{T}$	131 049 	Achsausführung / Axle Version: ADA	(4)	1523289 488824					
				$\frac{1}{T}$			300 025 	Achsausführung / Axle Version: ADA Achsausführung / Axle Version: ADA1350D	(4) (4)	1478317 483553					
						$\frac{1}{T}$	131 048 	Achsausführung / Axle Version: AMA	(4)	1523283 488823					
				$\frac{1}{T}$			290 775 	Achsausführung / Axle Version: AMI700	(4)	1523285 489510					
						$\frac{1}{T}$	290 037  *	Achsausführung / Axle Version: AMI700	(4)	481949					
				$\frac{1}{T}$			290 036  	Achsausführung / Axle Version: ASA701, ARA860	(4)	1920822 483552 489513					

Achtung: Unsere Artikel sind nur als Ersatz für die angegebenen OE-Nummern gültig. In der Spalte "Ref." ist lediglich ein Teil der OE-Nummern aufgeführt. Die vollständige Auflistung aller Vergleichsnummern finden Sie im Anhang.
Attention: The articles are only valid as replacement for the listed OE-numbers. In the column "Ref." only a selection of OE-No. is given. The complete listing you can see in the appendix. (151)

		Baumuster Model						Ref.
---	--	--------------------	--	---	---	--	---	------



















SCANIA

124															
124	01.95 -	EB		$\frac{1}{T}$	131 049 	Achsausführung / Axle Version: ADA	(4)	1523289 488824							
					290 889 	Achsausführung / Axle Version: ADA	(4)	1481359 483551							
		IB		$\frac{1}{O}$		300 024 	->Chass. 1 829 819 ->Chass. 1 843 282	Achsausführung / Axle Version: AMA	(4)	1427406 1480213 1480214 1480215 1523287 1523288 483550 489509					
										$\frac{1}{T}$	124 875 	->Chass. 1 829 819 ->Chass. 1 843 282	Achsausführung / Axle Version: ADA	(4)	470268
															$\frac{1}{T}$
											290 889 	Chass. 1 829 820-> Chass. 1 843 283->	Achsausführung / Axle Version: ADA	(4)	
															
											300 025 	Achsausführung / Axle Version: ADA	(4)	1478317 483553	
		UB		$\frac{1}{T}$	290 045 	*	Achsausführung / Axle Version: AMA	(4)	1462240 1488337 1920824						
										$\frac{1}{T}$	131 049 	Achsausführung / Axle Version: ADA	(4)	1523289 488824	
			300 025 	Achsausführung / Axle Version: ADA	(4)	1478317 483553									
									$\frac{1}{T}$	131 048 	Achsausführung / Axle Version: AMA	(4)	1523283 488823		
		290 775 	Achsausführung / Axle Version: AMI700	(4)	1523285 489510										
					$\frac{1}{T}$	290 037 				*	Achsausführung / Axle Version: AMI700	(4)	481949		
			290 036 	oo 									Achsausführung / Axle Version: ASA701, ARA860	(4)	1920822 483552 489513
					Bus										
		BR 116				$\frac{1}{T}$	106 749 			406694 410554					
								$\frac{1}{T}$	106 748 	(x4) 		403245 410555			
		OmniCity				$\frac{1}{T}$	290 012			488274					


Achtung: Unsere Artikel sind nur als Ersatz für die angegebenen OE-Nummern gültig. In der Spalte "Ref." ist lediglich ein Teil der OE-Nummern aufgeführt. Die vollständige Auflistung aller Vergleichsnummern finden Sie im Anhang.
 Attention: The articles are only valid as replacement for the listed OE-numbers. In the column "Ref." only a selection of OE-No. is given. The complete listing you can see in the appendix. (151)

		Baumuster Model	 					Ref.
---	--	--------------------	---	---	---	--	---	------



SCANIA

Bus Serie 3		01.89 - 12.97							
K 93 CL	01.91 - 12.96			I O	112 451			424306	
K 113	11.90 -				310 797				1012044 307111
K 113 CLB, 280 kW	07.90 - 12.96			I T	112 864			429161 470264	
K 113 CLB, 305 kW	01.91 - 12.97				131 048			1523283 488823	
L 113 CLB, 191 kW	11.93 - 12.96				131 067			475915 481967	
L 113 CLB, 228 kW	01.90 - 12.96			O O	131 018		*	470266	
					I T	106 603			429164
					O O	131 064		▲	468195
						I T	106 748		
					106 761			415849	
			112 863				429162		
			124 875				470268		
			131 048				1523283 488823		
			131 068				470267		
			I O	112 902			421280 468194		


SETRA

Serie 400		06.01 -							
ComfortClass S 415 GT, 185 kW	10.03 -	632.134		I T	300 091	(x4)*			629 326 00 00
ComfortClass S 415 GT, 220 kW	10.03 -	632.121							629 326 01 00
ComfortClass S 415 GT, 220 kW	10.03 -	632.133							
ComfortClass S 415 GT, GT-HD, 260 kW	10.03 -	632.131							
ComfortClass S 415 GT, GT-HD, 300-310 kW	10.03 -								
ComfortClass S 416 GT-HD, ComfortClass S 417 GT-HD	10.03 -								
ComfortClass S 416 GT-HD, ComfortClass S 417 GT-HD	10.03 -								

TOYOTA

LITEACE Bus (CM30_G, KM30_G)		10.85 - 01.92							
1.5 (KM30LG), 51 kW	10.85 - 08.89			I T	110 411	▲=		48500-29275	
1.5 (KM30LG), 52 kW	07.89 - 01.92				280 889	=		48531-80290	
2.0 D (CM30LG)	08.88 - 01.92								
LITEACE Bus (R2_LG)		01.92 - 01.98							
1.5 (KR21LG)	01.92 - 01.95			I O	110 827	=		48531-28160	
2.2 (YR22LG)	01.92 - 01.95								
2.0 D (CR21LG)	01.92 - 05.94								


VAN HOOL



A 280									
A 280				I T	124 693	▲		123 349 624 314 040	
					124 693	▲		123 349 624 314 040	











Achtung: Unsere Artikel sind nur als Ersatz für die angegebenen OE-Nummern gültig. In der Spalte "Ref." ist lediglich ein Teil der OE-Nummern aufgeführt. Die vollständige Auflistung aller Vergleichsnummern finden Sie im Anhang.
Attention: The articles are only valid as replacement for the listed OE-numbers. In the column "Ref." only a selection of OE-No. is given. The complete listing you can see in the appendix. (151)

		Baumuster Model						Ref.
---	--	--------------------	--	---	---	--	---	------













VAN HOOL















AU 138								
AU 138 Citybus				$\frac{1}{1}$	106 104			120 624 624 313 910

Bus								
TL 13/14				$\frac{1}{1}$	101 968			119 464 624 313 790
				$\frac{1}{1}$	101 968			119 464 624 313 790

8..								
T 811				$\frac{1}{1}$	124 693 ▲			123 349 624 314 040
T 812				$\frac{1}{1}$	124 693 ▲			123 349 624 314 040
T 813				$\frac{1}{1}$	101 968			119 464 624 313 790
T 814				$\frac{1}{1}$	101 968			119 464 624 313 790
T 815 ,AC,C				$\frac{1}{1}$	101 968			119 464 624 313 790
VHT 815				$\frac{1}{1}$	101 968			119 464 624 313 790
T 815 -USA				$\frac{1}{1}$	101 968			119 464 624 313 790
T 818				$\frac{1}{1}$	124 693 ▲	Einzelradaufhängung / Independent wheel suspension	(17)	123 349 624 314 040
T 815 4D				$\frac{1}{1}$	101 968			119 464 624 313 790
T 816				$\frac{1}{1}$	101 968			119 464 624 313 790

VOLKSWAGEN

LT 28-35 I Bus (281-363) 04.75 - 06.96								
2.0	04.75 - 09.83			$\frac{1}{1}$	101 637	->11.1982		281 413 031 C
				$\frac{1}{1}$	101 638	->11.1982		281 513 031 D
				$\frac{1}{1}$	112 275	12.1982->		283 513 031
2.4	12.82 - 07.92			$\frac{1}{1}$	101 637			281 413 031 C
2.4 i	08.89 - 06.96			$\frac{1}{1}$	112 275			283 513 031
2.4 D, 51 kW	08.89 - 06.96			$\frac{1}{1}$				
2.4 TD, 68 kW	08.89 - 08.92			$\frac{1}{1}$				
2.4 TD, 70 kW	09.92 - 06.96			$\frac{1}{1}$				
2.4 TD, 75 kW	12.82 - 07.89			$\frac{1}{1}$				
2.4 D, 55 kW	01.79 - 07.92			$\frac{1}{1}$	101 637			281 413 031 C
				$\frac{1}{1}$	101 638	->11.1982		281 513 031 D
				$\frac{1}{1}$	112 275	12.1982->		283 513 031

LT 28-35 II Bus (2DM) 04.96 - 07.06								
2.3	05.96 - 07.06			$\frac{1}{1}$	115 906 =	ab Achslast [t] / From Axle Load [t]: 1,35	(105)	2D0 413 029
2.5 SDI	07.96 - 07.06			$\frac{1}{1}$	115 907 =HD●	bis Achslast [t] / To axle load [t]: 1,6	(108)	2D0 413 029 B
2.5 TDI, 61 kW	05.01 - 07.06			$\frac{1}{1}$	115 907 =HD●	ab Achslast [t] / From Axle Load [t]: 1,35	(105)	
2.5 TDI, 66 kW	05.99 - 07.06			$\frac{1}{1}$	115 904 =	bis Achslast [t] / To axle load [t]: 1,6	(108)	
2.5 TDI, 70 kW	05.01 - 07.06			$\frac{1}{1}$	115 904 =	Achslast [t] / Axle Load [t]: 1,75	(6)	2D0 413 029 A
2.5 TDI, 75 kW	05.96 - 08.99			$\frac{1}{1}$	115 905 =HD●	Achslast [t] / Axle Load [t]: 1,75	(6)	
2.5 TDI, 80 kW	05.99 - 07.06			$\frac{1}{1}$	115 905 =HD●			
2.8 TDi	01.99 - 01.02			$\frac{1}{1}$	115 906 =	für Campingfahrzeuge / for campers	(110)	2D0 413 029
2.8 TDI	02.02 -			$\frac{1}{1}$	290 377			2D0 413 029 B
				$\frac{1}{1}$	290 377			2D0 513 029
				$\frac{1}{1}$	290 377			2D0 513 029 A
				$\frac{1}{1}$	290 377			2D0 513 029 F
				$\frac{1}{1}$	290 377			2D0 513 029 P
				$\frac{1}{1}$	290 403 OHD			2D0 513 029 Q















Achtung: Unsere Artikel sind nur als Ersatz für die angegebenen OE-Nummern gültig. In der Spalte "Ref." ist lediglich ein Teil der OE-Nummern aufgeführt. Die vollständige Auflistung aller Vergleichsnummern finden Sie im Anhang.

Attention: The articles are only valid as replacement for the listed OE-numbers. In the column "Ref." only a selection of OE-No. is given. The complete listing you can see in the appendix. (151)
















		Baumuster Model	 					Ref.
---	--	--------------------	---	---	---	--	---	------

VOLKSWAGEN















TRANSPORTER T1 Bus (22, 24, 25, 28) 01.50 - 12.68

1.2	11.62 - 08.66				195 431	->07.1965	113 413 031 L
					195 440	->07.1965	113 513 031 Q
1.5	11.62 - 08.66				195 431	->07.1965	113 413 031 L
					195 440	08.1965->	113 513 031 Q
					195 440		113 513 031 Q
1.5	07.66 - 07.67				195 440		113 513 031 Q
					195 440		113 513 031 Q








TRANSPORTER T2 Bus 08.67 - 09.79

1.6, 34 kW	08.67 - 07.70				428 233	->07.1969	211 413 031 F 311 413 031 A 311 413 031 E 311 413 031 F 311 413 031 G 311 413 031 K 311 413 031 L
					701 131	08.1969->	211 413 031 Q
					880 001 HD●	08.1969->	211 413 031 S
					793 031	->07.1969	211 513 033 A
					794 031	08.1969->	211 513 031 R
					793 031 HD●	08.1969->	211 513 033 A
							
1.6, 37 kW 1.7 1.8 2.0	08.70 - 04.79 08.71 - 10.73 11.73 - 07.75 08.75 - 04.79				701 131		211 413 031 Q
					880 001 HD●		211 413 031 S
					794 031		211 513 031 R
					793 031 HD●		211 513 033 A

TRANSPORTER T3 Bus 05.79 - 07.92

1.6 1.9, 44 kW 1.9, 57 kW 1.9, 61 kW 1.9, 66 kW 2.0 2.1, 64 kW 2.1 KAT 2.1, 70 kW 2.1, 82 kW 2.1 i 1.6 D 1.6 TD 1.7 D	05.79 - 12.82 08.82 - 07.92 08.82 - 07.92 01.83 - 07.85 08.83 - 07.85 05.79 - 12.82 10.86 - 07.92 06.89 - 07.92 08.85 - 07.92 08.85 - 07.92 07.89 - 07.92 01.81 - 07.87 08.84 - 07.92 10.86 - 07.92				101 825		251 413 031 L			
					106 477 HD●		251 413 031 G			
						101 824		251 513 031 H		
						106 478 HD●		251 513 031 F		
										
			1.9 Syncro 2.1 Syncro, 64 kW 2.1 Syncro, 70 kW 2.1 Syncro, 82 kW 1.6 TD Syncro	02.85 - 07.92 10.86 - 07.92 08.85 - 07.92 01.86 - 07.92 03.86 - 07.92				110 337	nicht für Felgenreöße [Zoll] / not for rim size [inches]: 16 (135)	251 413 031 C
								110 338	nicht für Felgenreöße [Zoll] / not for rim size [inches]: 16 (135)	251 513 031 D
										
										
										

TRANSPORTER T4 Bus (70XB, 70XC, 7DB, 7DW) 09.90 - 04.03




1.8	12.90 - 07.92				170 880 =		701 413 031 G
					105 819 HD●		701 413 031 E
					170 786 =	Nutzlast [kg] / Payload [kg]: 1200 (84)	701 513 031 N
					170 787 =	Nutzlast [kg] / Payload [kg]: 800/1000 (84)	701 513 031 P
					105 820 HD●		701 513 031 C

Achtung: Unsere Artikel sind nur als Ersatz für die angegebenen OE-Nummern gültig. In der Spalte "Ref." ist lediglich ein Teil der OE-Nummern aufgeführt. Die vollständige Auflistung aller Vergleichsnummern finden Sie im Anhang.
Attention: The articles are only valid as replacement for the listed OE-numbers. In the column "Ref." only a selection of OE-No. is given. The complete listing you can see in the appendix. (151)



		Baumuster Model	 					Ref.
---	--	--------------------	---	---	---	--	---	------

VOLKSWAGEN





TRANSPORTER T4 Bus (70XB, 70XC, 7DB, 7DW) 09.90 - 04.03

2.0	09.90 - 04.03			$\frac{I}{O}$	170 880 =		701 413 031 G
2.5, 81 kW	11.90 - 04.03				170 880 $\frac{OI}{=}$	serienmäßig / Standard	(143) 701 413 031 G
2.5, 85 kW	08.96 - 04.03			$\frac{I}{O}$	105 819 $\frac{OI}{HD}$	serienmäßig / Standard	(143) 701 413 031 E
2.8 VR 6	11.95 - 04.00				●		
2.8 V6	04.00 - 04.03				105 819 HD●		701 413 031 E
1.9 D	09.90 - 04.03			$\frac{O}{I}$	170 786 =	Nutzlast [kg] / Payload [kg]: 1200	(84) 701 513 031 N
1.9 TD	10.92 - 04.03				170 787 =	Nutzlast [kg] / Payload [kg]: 800/1000	(84) 701 513 031 P
2.4 D, 55 kW	08.97 - 04.03				170 787 $\frac{OI}{=}$	serienmäßig / Standard	(143) 701 513 031 P
2.4 D, 57 kW	09.90 - 04.98			$\frac{O}{I}$	105 820 $\frac{OI}{HD}$	serienmäßig / Standard	(143) 701 513 031 C
2.5 TDI, 65 kW	05.98 - 04.03				●		
2.5 TDI, 75 kW	09.95 - 04.03				105 820 HD●		701 513 031 C
2.5 TDI, 111 kW	05.98 - 04.03						
2.5 Syncro, 81 kW	11.92 - 04.03			$\frac{I}{O}$	170 880 =		701 413 031 G
2.5 Syncro, 85 kW	07.96 - 04.03			$\frac{I}{O}$	105 819 HD●		701 413 031 E
2.4 D Syncro	10.92 - 09.98			$\frac{O}{I}$	170 787 =		701 513 031 P
2.5 TDI Syncro	01.96 - 04.03			$\frac{O}{I}$	105 820 HD●		701 513 031 C

TRANSPORTER T4 Krankenwagen 09.90 - 11.95

1.8	09.90 -			$\frac{I}{O}$	170 880 =		701 413 031 G
2.0	09.90 -			$\frac{I}{O}$	105 819 HD●		701 413 031 E
2.5	11.90 -			$\frac{I}{O}$			
2.8 VR6	11.95 -			$\frac{O}{I}$	170 786 =		701 513 031 N
1.9 D, TD	09.90 -			$\frac{O}{I}$	105 820 HD●		701 513 031 C
2.4 D	09.90 -			$\frac{O}{I}$			
2.5 TDI	09.95 -			$\frac{O}{I}$			

TRANSPORTER T5 Bus (7HB, 7HJ) 04.03 -














































2.0	11.03 -				313 327 =		7H0 413 031 D 7H0 413 031 G 7H0 413 031 H 7H0 413 031 K 7H0 413 031 L 7H0 413 031 M 7H5 413 031 D 7H5 413 031 G
3.2 V6, 170 kW	02.04 - 06.04						
1.9 TDI, 63 kW	04.03 -						
3.2 4motion, 170 kW	11.03 - 06.06						
3.2 V6, 173 kW	02.04 -						
1.9 TDI, 77 kW	04.03 -						
1.9 TDI, 75 kW	06.06 -						
2.5 TDI, 96 kW	04.03 -				313 327 $\frac{\Delta}{=}$		7H0 413 031 D 7H0 413 031 G 7H0 413 031 H 7H0 413 031 K 7H0 413 031 L 7H0 413 031 M 7H5 413 031 D 7H5 413 031 G
1.9 TDI, 62 kW	01.06 -						
2.5 TDI, 128 kW	04.03 -						
3.2 4motion, 173 kW	11.03 -						
2.5 TDI 4motion, 96 kW	07.04 -						
2.5 TDI 4motion, 128 kW	07.04 -						
2.5 TDi, 96 kW	06.06 -				313 327 $\frac{OI}{=}$		7H0 413 031 D 7H0 413 031 G 7H0 413 031 H 7H0 413 031 K 7H0 413 031 L 7H0 413 031 M 7H5 413 031 D 7H5 413 031 G
2.5 TDi 4motion, 96 kW	06.06 -						
2.5 TDi, 120 kW	11.03 -						
2.5 TDi, 128 kW	05.03 -						
2.5 TDi 4motion, 128 kW	08.04 -				313 327 $\frac{OHD}{=}$		7H0 413 031 D 7H0 413 031 G 7H0 413 031 H 7H0 413 031 K 7H0 413 031 L 7H0 413 031 M 7H5 413 031 D 7H5 413 031 G
					900 189		
				$\frac{O}{O}$	313 031 =		
					313 031 $\frac{OI}{=}$		

Achtung: Unsere Artikel sind nur als Ersatz für die angegebenen OE-Nummern gültig. In der Spalte "Ref." ist lediglich ein Teil der OE-Nummern aufgeführt. Die vollständige Auflistung aller Vergleichsnummern finden Sie im Anhang.

Attention: The articles are only valid as replacement for the listed OE-numbers. In the column "Ref." only a selection of OE-No. is given. The complete listing you can see in the appendix. (151)

		Baumuster Model						Ref.
---	--	--------------------	--	---	---	--	---	------










VOLVO

B 6		01.92 -							
B 6					131 188				3039243
					131 189 ▲≡				
B 6 BLE					131 189 ▲≡				3039244
B 7		01.92 -							
B7R / B7R LE					000 366 ≡				3177327
					312 557 ≡				20385020
					131 085 ≡▲				6794046
					311 662 ≡				70371256
					131 931 ≡				3177328
B 7 L (Chassis)					131 105 ≡*	Einzelradaufhängung / Independent wheel suspension	(17)	70302099	
					310 050 (x4) ≡*	->Chass. 789		3112261	
					311 206 (x4) ≡*	Chass. 790->		70302101	
B 7 L DD					300 031	Einzelradaufhängung / Independent wheel suspension	(17)	20564319	
					300 007 (x4)			70302128	
B 7 LA (Chassis)					131 105 ≡*	Einzelradaufhängung / Independent wheel suspension	(17)	70302099	
					310 050 (x4) ≡*	->Chass. 789		3112261	
					310 048 (x4) ≡*	->Chass. 789		9520277	
					311 206 (x4) ≡*	Chass. 790->		9522179	
					310 749 (x4) ≡*	Chass. 790->		70302101	
B 9									
B 9 M	01.79 -				131 029 ○○	Chass. 20001->		3027113	
					106 889 ≡			3027423	
					106 890 (x4) ≡			3178737	
B 9 S					170 605 (x4) ○○			1134748	
					300 007 (x4) ○○			1136643	
B 9 TL					300 068 ○○			1134749	
					300 007 (x4)			3027422	
B 10									
B 10 B					125 756 (x4) ≡*			3027423	
					125 757 (x4) ≡			3036162	
B 10 BLE					131 141 *	->Chass. 2696		70314332	
					131 105 *	Chass. 2697->		70321696	
					125 757 (x4) ≡			3036162	
								70314332	
								70321696	

Achtung: Unsere Artikel sind nur als Ersatz für die angegebenen OE-Nummern gültig. In der Spalte "Ref." ist lediglich ein Teil der OE-Nummern aufgeführt. Die vollständige Auflistung aller Vergleichsnummern finden Sie im Anhang.
 Attention: The articles are only valid as replacement for the listed OE-numbers. In the column "Ref." only a selection of OE-No. is given. The complete listing you can see in the appendix. (151)

		Baumuster Model	 					Ref.
---	--	--------------------	---	---	---	--	---	------
















































VOLVO

B 10											
B 10 L			 	$\frac{1}{1}$ $\frac{1}{1}$ $\frac{1}{1}$	131 105 *			70302099			
					310 050 (x4) *	->Chass. 309		3112261			
					310 048 (x4) *	Chass. 310->		9520277 9522179			
B 10 LA			 	$\frac{1}{1}$ $\frac{1}{1}$	131 105 *			70302099			
					310 048 (x4) *			9520277 9522179			
					310 048 (x4) *			9520277 9522179			
B 10 M	01.79 -			$\frac{0}{0}$ $\frac{0}{0}$ $\frac{0}{0}$	106 889 (x4) \equiv	->Chass. 20000		1134748 1136643			
					131 029 (x4) \equiv	Chass. 200001->		3027113 3027423 3178737			
					170 605 (x4) \equiv	Chass. 200001->		3027422 3031623			
					106 889 \equiv	Reisebus / Coach	(94)	1134748 1136643			
				$\frac{0}{0}$ $\frac{0}{0}$	106 889 (x4) \equiv	->Chass. 20000 Gelenkbus mit gelenkter Nachlaufachse / Articulated bus with steered dead axle	(50)	1134748 1136643			
					106 890 (x4) \equiv	->Chass. 20000 Gelenkbus mit starrer Nachlaufachse / Articulated bus with rigid dead axle	(51)	1134749			
			$\frac{0}{0}$ $\frac{0}{0}$	$\frac{0}{0}$ $\frac{0}{0}$	170 605 (x4) \equiv	Chass. 20001-> Gelenkbus mit gelenkter Nachlaufachse / Articulated bus with steered dead axle	(50)	3027422 3031623			
					170 606 (x4) \equiv	Chass. 20001-> Gelenkbus mit starrer Nachlaufachse / Articulated bus with rigid dead axle	(51)	3031625 3031627			
					170 606 (x4) \equiv	Chass. 20001->		3031625 3031627			
			B 10 TL (Super Olympian)				$\frac{1}{1}$ $\frac{1}{1}$	300 068	Chass. 50000-> Schleppachse / trailing axle	(96)	3193205
								131 319 (x4)	Chass. 50000-> Antriebsachse / Drive Shaft	(8)	3193207
B 12 01.92 -											
B 12, 262 kW B 12, 291-298 kW B 12, 309 kW	01.92 - 01.92 - 01.92 -			$\frac{0}{0}$ $\frac{0}{0}$	131 029 (x4) \equiv	für / for: S-5199	(109)	3027113 3027423 3178737			
					280 932 (x4) \equiv	Achsausführung / Axle Version: 4x2	(4)	3178738			
				$\frac{0}{0}$ $\frac{0}{0}$ $\frac{0}{0}$	125 756 (x4) \equiv	Achsausführung / Axle Version: 6x2	(4)	3037213			
					131 912 (x2)	Schleppachse / trailing axle	(96)	3193027			
					125 757 (x4) \equiv			3036162 70314332 70321696			
170 606 (x4) \equiv	für / for: S-5199	(109)	3031625 3031627								

Achtung: Unsere Artikel sind nur als Ersatz für die angegebenen OE-Nummern gültig. In der Spalte "Ref." ist lediglich ein Teil der OE-Nummern aufgeführt. Die vollständige Auflistung aller Vergleichsnummern finden Sie im Anhang.
Attention: The articles are only valid as replacement for the listed OE-numbers. In the column "Ref." only a selection of OE-No. is given. The complete listing you can see in the appendix. (151)

		Baumuster Model						Ref.
---	--	--------------------	--	---	---	--	---	------







VOLVO

B 12		01.92 -						
B 12 B (Chassis)				310 748	Einzelradaufhängung / Independent wheel suspension	(17)	3193758 70313740 70314310 70321020 70321611	
				280 932 (x4)	Starrachse / Rigid Axle Fahrgestellhöhe: normal (N) / height of chassis: normal (N)	(101) (26)	3178738	
				131 105 *	Einzelradaufhängung / Independent wheel suspension Niederflurbus / Low floor bus	(17)	70302099	
				300 004 (x4)	->Chass. 1109 Niederflurbus / Low floor bus	(82)	1609603 70313746 70321019	
				170 606	->Chass. 1136 Schleppachse / trailing axle	(96)	3031625 3031627	
				170 606 (x4)	->Chass. 201		3031625 3031627	
				300 004 (x4)	Chass. 202->		1609603 70313746 70321019	
B 12 M (Chassis)				280 932 (x4)	->Chass. 291 Starrachse / Rigid Axle Fahrgestellhöhe: hoch (H) / height of chassis: high (H)	(101) (25)	3178738	
				310 748	Einzelradaufhängung / Independent wheel suspension Fahrgestellhöhe: hoch (H) / height of chassis: high (H)	(17) (25)	3193758 70313740 70314310 70321020 70321611	
				170 606 (x4)	->Chass. 291		3031625 3031627	
				125 757 (x4)	Chass. 292-> Fahrgestellhöhe: hoch (H) / height of chassis: high (H)	(25)	3036162 70314332 70321696	
				300 004 (x4)	Chass. 292-> Fahrgestellhöhe: tief (L) / height of chassis: low (L) Fahrgestellhöhe: normal (N) / height of chassis: normal (N)	(27) (26)	1609603 70313746 70321019	
				170 605 (x4) 			3027422 3031623	
B 51 - B 59								
B 51					101 480 		150374 362960	
B 57								
B 58					101 480 	->Chass. 12970	150374 362960	
					106 559 (x4) 		1130539 365377	
B 59					106 631 		366426	
B 609 - B 7000								
B 615					101 480		150374 362960	
B 616								
B 617					101 480		150374 362960	
B 635								
B 637								
B 638								
B 655								
B 658								
B 705								
B 715								
B 727								








Achtung: Unsere Artikel sind nur als Ersatz für die angegebenen OE-Nummern gültig. In der Spalte "Ref." ist lediglich ein Teil der OE-Nummern aufgeführt. Die vollständige Auflistung aller Vergleichsnummern finden Sie im Anhang.
 Attention: The articles are only valid as replacement for the listed OE-numbers. In the column "Ref." only a selection of OE-No. is given. The complete listing you can see in the appendix. (151)

		Baumuster Model	 					Ref.
---	--	--------------------	---	---	---	--	---	------












VOLVO

B 609 - B 7000								
B 7000				$\frac{0}{0}$	310 748			3193758 70313740 70314310 70321020 70321611
				$\frac{1}{1}$	310 749 * 			70302100
					310 048 * 			9520277 9522179
C 10								
C 10 M	01.84 -			$\frac{0}{0}$	106 890 (x4) 			1134749

Achtung: Unsere Artikel sind nur als Ersatz für die angegebenen OE-Nummern gültig. In der Spalte "Ref." ist lediglich ein Teil der OE-Nummern aufgeführt. Die vollständige Auflistung aller Vergleichsnummern finden Sie im Anhang.
 Attention: The articles are only valid as replacement for the listed OE-numbers. In the column "Ref." only a selection of OE-No. is given. The complete listing you can see in the appendix. (151)

		Baumuster Model						Ref.
--	---	--------------------	---	---	---	---	---	------













































IVECO

EuroCargo		01.91 -						
80 E 15	01.91 -				105 816			9840 8734
80 E 15 K, 7,49 t	01.91 -				115 215			9840 8733 9943 8144
80 E 15 K, 8 t	01.91 -							
80 E 18, 7,49 t	01.91 -							
80 E 18, 8 t	01.91 -							
80 E 18 K, 7,49 t	01.91 -							
80 E 18 K, 8 t	01.91 -							
100 E 15	01.91 -							
100 E 15 K	01.91 -							
100 E 18	01.91 -							
100 E 18 K	01.91 -							
150 E 27, 150 E 27 R	01.92 -							
170 E 15	01.91 -							
100 E 18 tector	09.00 -							
150 E 18 tector	09.00 -							
150 E 24, 150 E 25 tector	09.00 -							
EuroFire								
100 E 21					290 423 ▲			500370248
140 E 24								
140 E 28								
EuroStar		01.93 - 02.02						
LD 180 E 38					115 743 	Luftfeder: Beinhalten Stoßdämpfer und Luftfederbalg / Pneumatic spring: contains shock absorber and air suspension bellow	(63)	4102 8763 4102 8764 500348793 500377878
LD 180 E 42								
LD 190 E 38 P	01.93 - 02.02							
LD 190 E 42	01.93 - 02.02							
LD 190 E 47	01.93 - 02.02							
LD 190 E 52	01.93 - 02.02							
LD 240 E 38	01.93 - 02.02							
LD 240 E 42	01.93 - 02.02							
LD 240 E 47 P	01.93 - 02.02							
LD 240 E 52 P	01.93 - 02.02							
LD 260 E 39 P	11.99 - 02.02							
LD 260 E 42 P	01.93 - 02.02							
LD 260 E 43	01.93 - 02.02							
LD 260 E 47	01.93 - 02.02							
LD 260 E 52	01.93 - 02.02							
LD 400 E 38 TXP,LD 440 E 38 TXP	01.93 - 02.02							
LD 400 E 42 TXP,LD 440 E 42 TXP	01.93 - 02.02							
LD 400 E 47	01.93 -							
LD 400 E 52	01.93 -							
LD 440 E 38 T	01.93 - 02.02							
LD 440 E 38 TZ	01.93 - 02.02							
LD 440 E 42 T	01.93 - 02.02							
LD 440 E 42 TZ	01.93 - 02.02							
LD 440 E 43 TP	01.93 - 02.02							
LD 440 E 47 T	01.93 - 02.02							
LD 440 E 47 TZ	01.93 - 02.02							
LD 440 E 52 T	01.93 - 02.02							
LD 440 E 52 TZ	01.93 - 02.02							
LD 190 E 39 P	11.99 - 02.02				115 740			4102 8761 4102 8762 500332741 500377859

Achtung: Unsere Artikel sind nur als Ersatz für die angegebenen OE-Nummern gültig. In der Spalte "Ref." ist lediglich ein Teil der OE-Nummern aufgeführt. Die vollständige Auflistung aller Vergleichsnummern finden Sie im Anhang.
Attention: The articles are only valid as replacement for the listed OE-numbers. In the column "Ref." only a selection of OE-No. is given. The complete listing you can see in the appendix. (151)

		Baumuster Model						Ref.
--	---	--------------------	---	---	---	---	---	------

IVECO




























EuroStar		01.93 - 02.02							
LD 440 E 39 T LD 440 E 43 TX/P	11.99 - 02.02				115 743 	Luftfeder: Beinhaltet Stoßdämpfer und Luftfederbalg / Pneumatic spring: contains shock absorber and air suspension bellow	(63)	4102 8763 4102 8764 500348793 500377878	
	11.99 - 02.02				311 490 	Luftfeder: Beinhaltet Stoßdämpfer und Luftfederbalg / Pneumatic spring: contains shock absorber and air suspension bellow	(63)	504000259	
LD 440 E 48	01.01 - 02.02				311 490 	Luftfeder: Beinhaltet Stoßdämpfer und Luftfederbalg / Pneumatic spring: contains shock absorber and air suspension bellow	(63)	504000259	
EuroTech MP		01.92 -							
180 E 34 180 E 38 240 E 38	01.92 - 12.93				115 743 	Luftfeder: Beinhaltet Stoßdämpfer und Luftfederbalg / Pneumatic spring: contains shock absorber and air suspension bellow	(63)	4102 8763 4102 8764 500348793 500377878	
	01.92 - 12.93				115 740			4102 8761 4102 8762 500332741 500377859	
240 E 38	01.92 -				115 743 	Luftfeder: Beinhaltet Stoßdämpfer und Luftfederbalg / Pneumatic spring: contains shock absorber and air suspension bellow	(63)	4102 8763 4102 8764 500348793 500377878	
180 E 42	01.92 - 12.93				115 743 	Luftfeder: Beinhaltet Stoßdämpfer und Luftfederbalg / Pneumatic spring: contains shock absorber and air suspension bellow	(63)	4102 8763 4102 8764 500348793 500377878	
190 E 34 190 E 38 190 E 42 240 E 34 260 E 38 P 260 E 42 400 E 34 T, 440 E 34 T 400 E 38 T, 440 E 38 T 440 E 38 TZ	01.93 -				115 739			4102 8759 4102 8760 500348797 500377861	
	01.93 -				115 743 	Luftfeder: Beinhaltet Stoßdämpfer und Luftfederbalg / Pneumatic spring: contains shock absorber and air suspension bellow	(63)	4102 8763 4102 8764 500348793 500377878	
240 E 34 260 E 38 P 260 E 42 400 E 34 T, 440 E 34 T 400 E 38 T, 440 E 38 T 440 E 38 TZ	09.95 - 12.96				115 740			4102 8761 4102 8762 500332741 500377859	
	01.94 -				115 739			4102 8759 4102 8760 500348797 500377861	
190 E 39 190 E 43 /P 240 E 25 240 E 26 240 E 30 PS 260 E 39 260 E 43 440 E 34 440 E 39 TX/P	11.99 -				115 739			4102 8759 4102 8760 500348797 500377861	
	01.01 -				115 743 	Luftfeder: Beinhaltet Stoßdämpfer und Luftfederbalg / Pneumatic spring: contains shock absorber and air suspension bellow	(63)	4102 8763 4102 8764 500348793 500377878	
240 E 42 400 E 38 TXP	01.92 -				115 739			4102 8759 4102 8760 500348797 500377861	
	11.93 - 12.96				115 743 	Luftfeder: Beinhaltet Stoßdämpfer und Luftfederbalg / Pneumatic spring: contains shock absorber and air suspension bellow	(63)	4102 8763 4102 8764 500348793 500377878	
440 E 39 TP 440 E 43 TP	11.99 -				115 739			4102 8759 4102 8760 500348797 500377861	
	11.99 -				311 490 	Luftfeder: Beinhaltet Stoßdämpfer und Luftfederbalg / Pneumatic spring: contains shock absorber and air suspension bellow	(63)	504000259	

Achtung: Unsere Artikel sind nur als Ersatz für die angegebenen OE-Nummern gültig. In der Spalte "Ref." ist lediglich ein Teil der OE-Nummern aufgeführt. Die vollständige Auflistung aller Vergleichsnummern finden Sie im Anhang.

Attention: The articles are only valid as replacement for the listed OE-numbers. In the column "Ref." only a selection of OE-No. is given. The complete listing you can see in the appendix. (151)

		Baumuster Model						Ref.
--	---	--------------------	---	---	---	---	---	------




























IVECO

EuroTech MP		01.92 -										
400 E 42 T, 440 E 42 T	01.92 -				115 743 	Luftfeder: Beinhaltet Stoßdämpfer und Luftfederbalg / Pneumatic spring: contains shock absorber and air suspension bellow	(63)	4102 8763	500348793 500377878			
					000 006			500387621				
440 E 42 TZ	01.93 -				115 739			4102 8759	500348797 500377861			
								115 743 		(63)	4102 8763	500348793 500377878
								000 006 115 740			500387621	
EuroTech MT		01.92 - 08.98										
180 E 24	01.92 - 12.96				115 739			4102 8759	500348797 500377861			
180 E 24 K	01.93 - 12.96							4102 8760				
180 E 27	01.92 - 12.96							500348797				
180 E 27 K	01.92 - 12.96							500377861				
180 E 30 R	01.92 - 12.96											
					105 840	->Chass. 160078		4255 5628	9847 2611 9848 7778			
								4255 5629				
								9847 2611				
					105 424	Chass. 160079->		500348789	9943 3007 9943 3008 9943 3009 9945 4195 9945 4196 9945 4197			
								9943 3007				
								9943 3008				
9943 3009												
9945 4195												
9945 4196												
					115 737			500307353				
								500353511				
					115 897			500379694				
								9945 5910				
180 E 34 R 400 E 34 T	01.92 - 12.93 01.92 - 08.98				115 739			4102 8759	500348797 500377861			
								4102 8760				
					115 743 	Luftfeder: Beinhaltet Stoßdämpfer und Luftfederbalg / Pneumatic spring: contains shock absorber and air suspension bellow	(63)	4102 8763	500348793 500377878			
								4102 8764				
190 E 24 190 E 24 K 190 E 26 190 E 27 190 E 27 K 190 E 30 190 E 30 K 400 E 30 T	01.97 - 08.98				115 739			4102 8759	500348797 500377861			
	01.97 - 08.98							4102 8760				
	01.97 - 08.98							500348797				
	01.97 - 08.98							500377861				
	01.97 - 08.98											
	01.97 - 08.98											
	01.97 - 08.98											
	01.92 - 08.98											
EuroTech MH		09.98 -										
190 E 31	09.98 -				115 739			4102 8759	500348797 500377861			
190 E 35	09.98 -							4102 8760				
260 E 24 Y/P	11.99 -							500348797				
260 E 31 Y/P	11.99 -							500377861				
260 E 35 Y/P	11.99 -											

Achtung: Unsere Artikel sind nur als Ersatz für die angegebenen OE-Nummern gültig. In der Spalte "Ref." ist lediglich ein Teil der OE-Nummern aufgeführt. Die vollständige Auflistung aller Vergleichsnummern finden Sie im Anhang.
 Attention: The articles are only valid as replacement for the listed OE-numbers. In the column "Ref." only a selection of OE-No. is given. The complete listing you can see in the appendix. (151)

		Baumuster Model						Ref.
--	---	--------------------	---	---	---	---	---	------

IVECO
























































EuroTrakker		01.93 - 11.04						
MP 190 E 31 H Cursor MP 190 E 31 W Cursor	09.99 - 11.04 09.99 - 11.04				115 743 	Luftfeder: Beinhaltet Stoßdämpfer und Luftfederbalg / Pneumatic spring: contains shock absorber and air suspension bellow	(63)	4102 8763 4102 8764 500348793 500377878
					000 006			500387621
MP 190 E 35 H Cursor MP 190 E 38 W Cursor MP 260 E 31 HB Cursor MP 260 E 35 H Cursor MP 260 E 44 W Cursor MP 340 E 35 HB Cursor MP 340 E 38 H Cursor MP 340 E 38 HB Cursor MP 340 E 44 HB Cursor MP 380 E 38 H Cursor MP 380 E 38 W Cursor	09.99 - 11.04 01.01 - 11.04 01.01 - 11.04 01.00 - 11.04 01.01 - 11.04 01.01 - 11.04 01.01 - 11.04 01.01 - 11.04 01.01 - 11.04 01.01 - 11.04 01.01 - 11.04				000 006			500387621
MP 190 E 37 H MP 190 E 37 W	01.93 - 11.04 01.93 - 11.04				311 195			504049485
					115 743 	Luftfeder: Beinhaltet Stoßdämpfer und Luftfederbalg / Pneumatic spring: contains shock absorber and air suspension bellow	(63)	4102 8763 4102 8764 500348793 500377878
MP 190 E 44 W Cursor MP 260 E 38 H Cursor MP 340 E 35 H Cursor MP 340 E 44 H Cursor MP 380 E 44 H Cursor MP 380 E 44 W Cursor MP 410 E 38 H Cursor	09.00 - 11.04 01.01 - 11.04 09.99 - 11.04 01.01 - 11.04 01.01 - 11.04 01.01 - 11.04 01.01 - 11.04				000 006			500387621
					311 490 	Luftfeder: Beinhaltet Stoßdämpfer und Luftfederbalg / Pneumatic spring: contains shock absorber and air suspension bellow	(63)	504000259
MP 260 E 31 H Cursor	09.99 - 11.04				000 006 115 740			500387621 4102 8761 4102 8762 500332741 500377859
MP 260 E 34 H MP 260 E 34 W MP 260 E 37 H MP 260 E 37 W MP 260 E 42 H MP 260 E 42 W MP 260 E 47 MP 380 E 31 MP 380 E 37 H MP 380 E 37 W MP 380 E 42 H MP 380 E 42 W MP 380 E 47 MP 400 E 31	01.93 - 11.04 01.93 - 11.04 01.93 - 11.04 01.93 - 11.04 01.93 - 11.04 01.93 - 11.04 01.93 - 11.04 01.93 - 11.04 01.93 - 11.04 01.93 - 11.04 01.93 - 11.04 01.93 - 11.04 01.93 - 11.04 01.93 - 11.04				115 743 	Luftfeder: Beinhaltet Stoßdämpfer und Luftfederbalg / Pneumatic spring: contains shock absorber and air suspension bellow	(63)	4102 8763 4102 8764 500348793 500377878
MP 260 E 44 H Cursor	01.00 - 11.04				311 490 	Luftfeder: Beinhaltet Stoßdämpfer und Luftfederbalg / Pneumatic spring: contains shock absorber and air suspension bellow	(63)	504000259
MP 340 E 34 H MP 340 E 37 H MP 340 E 42 H MP 410 E 37 H	01.93 - 11.04 01.93 - 11.04 01.93 - 11.04 01.93 - 11.04				115 739			4102 8759 4102 8760 500348797 500377861
MP 400 E 34 HT	01.93 - 11.04				115 740			4102 8761 4102 8762 500332741 500377859

Achtung: Unsere Artikel sind nur als Ersatz für die angegebenen OE-Nummern gültig. In der Spalte "Ref." ist lediglich ein Teil der OE-Nummern aufgeführt. Die vollständige Auflistung aller Vergleichsnummern finden Sie im Anhang.

Attention: The articles are only valid as replacement for the listed OE-numbers. In the column "Ref." only a selection of OE-No. is given. The complete listing you can see in the appendix. (151)

		Baumuster Model						Ref.
--	---	--------------------	---	---	---	---	---	------

IVECO











EuroTrakker		01.93 - 11.04							
MP 400 E 37 HT	01.93 - 11.04				311 195				504049485
MP 400 E 37 WT	01.93 - 11.04				115 743 	Luftfeder: Beinhaltet Stoßdämpfer und Luftfederbalg / Pneumatic spring: contains shock absorber and air suspension bellow	(63)	4102 8763 4102 8764 500348793 500377878	
MP 720 E 37 HT	01.93 - 11.04				000 006			500387621	
MP 720 E 42 HT	01.93 - 11.04				115 740			4102 8761 4102 8762 500332741 500377859	
MP 720 E 42 WT	01.93 - 11.04								
MP 400 E 42 HT	01.93 - 11.04				115 743 	Luftfeder: Beinhaltet Stoßdämpfer und Luftfederbalg / Pneumatic spring: contains shock absorber and air suspension bellow	(63)	4102 8763 4102 8764 500348793 500377878	
MP 400 E 42 WT	01.93 - 11.04				115 740			4102 8761 4102 8762 500332741 500377859	
MP 440 E 37 HT	01.93 - 11.04								
MP 440 E 42 HT	01.93 - 11.04								
MP 720 E 47 HT	01.93 - 11.04								
MP 410 E 42 W	01.93 - 11.04				115 739			4102 8759 4102 8760 500348797 500377861	
					311 195			504049485	
					000 006			500387621	
					115 740			4102 8761 4102 8762 500332741 500377859	
MP 720 E 37 WT	01.93 - 11.04				115 743 	Luftfeder: Beinhaltet Stoßdämpfer und Luftfederbalg / Pneumatic spring: contains shock absorber and air suspension bellow	(63)	4102 8763 4102 8764 500348793 500377878	
					000 006			500387621	
					115 740			4102 8761 4102 8762 500332741 500377859	
Fahrerhaus									
190-38					125 156 ▲			4207 0286	
NC Kabine					125 157			4200 1827	
Fahrerhaus-Fernverkehr (SPR-2)									
C/HR (OnRoad)					105 424	Kurzes Fahrerhaus / Short cab	(59)	500348789 9943 3007 9943 3008 9943 3009 9945 4195 9945 4196 9945 4197	
					115 731 	Kurzes Fahrerhaus / Short cab Luftfeder: Beinhaltet Stoßdämpfer und Luftfederbalg / Pneumatic spring: contains shock absorber and air suspension bellow	(59) (63)	500307338 500352808 500379698	
L/HR (OnRoad)					105 424	Langes Fahrerhaus / Long cab	(60)	500348789 9943 3007 9943 3008 9943 3009 9945 4195 9945 4196 9945 4197	
L/LR (OnRoad)									
L/MR (OnRoad)									
					115 731 	Langes Fahrerhaus / Long cab Luftfeder: Beinhaltet Stoßdämpfer und Luftfederbalg / Pneumatic spring: contains shock absorber and air suspension bellow	(60) (63)	500307338 500352808 500379698	

Achtung: Unsere Artikel sind nur als Ersatz für die angegebenen OE-Nummern gültig. In der Spalte "Ref." ist lediglich ein Teil der OE-Nummern aufgeführt. Die vollständige Auflistung aller Vergleichsnummern finden Sie im Anhang.
 Attention: The articles are only valid as replacement for the listed OE-numbers. In the column "Ref." only a selection of OE-No. is given. The complete listing you can see in the appendix. (151)

		Baumuster Model						Ref.
--	--	--------------------	---	---	---	--	---	------

IVECO

Fahrerhaus-Mehrzweck (SPR-2)





C/LR (OffRoad)				$\frac{\circ}{\circ}$	105 424	Kurzes Fahrerhaus / Short cab	(59)	500348789 9943 3007 9943 3008 9943 3009 9945 4195 9945 4196 9945 4197
C/LR (OnRoad)				$\frac{\circ}{\circ}$	105 424	Kurzes Fahrerhaus / Short cab	(59)	500348789 9943 3007 9943 3008 9943 3009 9945 4195 9945 4196 9945 4197
					105 840	Kurzes Fahrerhaus / Short cab	(59)	4255 5628 4255 5629 9847 2611 9848 7778
L/LR (OffRoad) L/MR (OffRoad)				$\frac{\circ}{\circ}$	105 424	Langes Fahrerhaus / Long cab	(60)	500348789 9943 3007 9943 3008 9943 3009 9945 4195 9945 4196 9945 4197
L/LR (OnRoad)				$\frac{\circ}{\circ}$	105 424	Langes Fahrerhaus / Long cab	(60)	500348789 9943 3007 9943 3008 9943 3009 9945 4195 9945 4196 9945 4197
					105 840	Langes Fahrerhaus / Long cab	(60)	4255 5628 4255 5629 9847 2611 9848 7778
				$\frac{1}{\circ}$	115 897	Langes Fahrerhaus / Long cab	(60)	500307352 9847 3215 9945 5909
				$\frac{1}{\circ}$	115 731 	Langes Fahrerhaus / Long cab Luftfeder: Beinhaltet Stoßdämpfer und Luftfederbalg / Pneumatic spring: contains shock absorber and air suspension bellow	(60) (63)	500307338 500352808 500379698
L/MR (OnRoad)				$\frac{\circ}{\circ}$	105 424	Langes Fahrerhaus / Long cab	(60)	500348789 9943 3007 9943 3008 9943 3009 9945 4195 9945 4196 9945 4197
					105 840	Langes Fahrerhaus / Long cab	(60)	4255 5628 4255 5629 9847 2611 9848 7778
				$\frac{1}{\circ}$	115 731 	Langes Fahrerhaus / Long cab Luftfeder: Beinhaltet Stoßdämpfer und Luftfederbalg / Pneumatic spring: contains shock absorber and air suspension bellow	(60) (63)	500307338 500352808 500379698

Achtung: Unsere Artikel sind nur als Ersatz für die angegebenen OE-Nummern gültig. In der Spalte "Ref." ist lediglich ein Teil der OE-Nummern aufgeführt. Die vollständige Auflistung aller Vergleichsnummern finden Sie im Anhang.




























Attention: The articles are only valid as replacement for the listed OE-numbers. In the column "Ref." only a selection of OE-No. is given. The complete listing you can see in the appendix. (151)

		Baumuster Model						Ref.
--	---	--------------------	---	---	---	---	---	------

IVECO

Stralis		02.02 -						
AS 260S40	02.02 -				310 820 =*	Luftfeder: Beinhaltet Stoßdämpfer und Luftfederbalg / Pneumatic spring: contains shock absorber and air suspension bellow	(63)	500357351
AS 260S43	02.02 -							
AS 260S48	02.02 -							
AS 260S54	02.02 -							
AS 440S40, 4x2	02.02 -				310 821 =*	Luftfeder: Beinhaltet Stoßdämpfer und Luftfederbalg / Pneumatic spring: contains shock absorber and air suspension bellow	(63)	500357352
AS 440S40, 6x2/4	02.02 -							
AS 440S43, 24,5 t	02.02 -							
AS 440S43, 18 t	02.02 -							
AS 440S48, 6x2/4	02.02 -							
AS 440S48, 4x2	02.02 -							
AS 440S54	02.02 -							













MAN

F 90		06.86 - 12.97						
16...		F04 F02			131 082 ▲			81.41722.6036
19...	07.86 - 06.96							
19.372 F,19.372 FL,19.372 FLL, 249 kW	05.90 - 04.95	F02			112 211 =*	Kurzes Fahrerhaus / Short cab	(59)	81.41722.6014
					112 855 =*	Langes Fahrerhaus / Long cab	(60)	81.41722.6009 81.41722.6012 81.41722.6033
					112 212 =*	Kurzes Fahrerhaus / Short cab	(59)	81.41722.6015
					112 856 =*	Langes Fahrerhaus / Long cab	(60)	81.41722.6010 81.41722.6013
		F03			131 082 ▲			81.41722.6036
		19.372 F,19.372 FL,19.372 FLL, 272 kW	02.90 - 05.95	F02			112 211 =*	Kurzes Fahrerhaus / Short cab
	112 855 =*					Langes Fahrerhaus / Long cab	(60)	81.41722.6009 81.41722.6012 81.41722.6033
					112 212 =*	Kurzes Fahrerhaus / Short cab	(59)	81.41722.6015
					112 856 =*	Langes Fahrerhaus / Long cab	(60)	81.41722.6010 81.41722.6013
F02 F01 F03					131 082 ▲			81.41722.6036
19.372 FAK				F02			112 884 =	
			112 885 =					81.41722.6017 81.41722.6045
26.292 DFK 26.292 DFS		F90			112 211 =*	Kurzes Fahrerhaus / Short cab	(59)	81.41722.6014
					112 855 =*	Langes Fahrerhaus / Long cab	(60)	81.41722.6009 81.41722.6012 81.41722.6033
					112 212 =*	Kurzes Fahrerhaus / Short cab	(59)	81.41722.6015
					112 856 =*	Langes Fahrerhaus / Long cab	(60)	81.41722.6010 81.41722.6013

Achtung: Unsere Artikel sind nur als Ersatz für die angegebenen OE-Nummern gültig. In der Spalte "Ref." ist lediglich ein Teil der OE-Nummern aufgeführt. Die vollständige Auflistung aller Vergleichsnummern finden Sie im Anhang.
 Attention: The articles are only valid as replacement for the listed OE-numbers. In the column "Ref." only a selection of OE-No. is given. The complete listing you can see in the appendix. (151)

		Baumuster Model						Ref.
--	---	--------------------	---	---	---	---	---	------














MAN

F 2000		01.94 -							
19.293 FC,19.293 FLC,19.293 FLLC 19.293 FS,19.293 FLS,19.293 FLLS 19.343 FC,19.343 FLC,19.343 FLLC 19.343 FS,19.343 FLS,19.343 FLLS	01.94 -	T03			112 212 =*	Kurzes Fahrerhaus / Short cab	(59)	81.41722.6015	
	01.94 -				112 856 =*	Langes Fahrerhaus / Long cab	(60)	81.41722.6010 81.41722.6013	
	01.94 -				105 844 =HD			81.41722.6032 81.41722.6046	
	01.94 -				112 885 =HD	für / for: Topsleeper	(109)	81.41722.6017 81.41722.6045	
	01.94 -				105 856 =□*	Luftfeder: Beinhaltet Stoßdämpfer und Luftfederbalg / Pneumatic spring: contains shock absorber and air suspension bellow	(63)	81.41722.6049 81.41722.6052	
		T20			105 843 =	nicht für / Not for: Topsleeper	(132)	81.41722.6031 81.41722.6047	
					112 855 =*			81.41722.6009 81.41722.6012 81.41722.6033	
					105 855 =□*	für / for: Topsleeper Luftfeder: Beinhaltet Stoßdämpfer und Luftfederbalg / Pneumatic spring: contains shock absorber and air suspension bellow	(109) (63)	81.41722.6048 81.41722.6051	
	19.373 FC, FLC, FLLC, FRC, FLRC, F-NL 19.373 FS, FLS, FLLS, FRS, FLRS, FLLRS 19.423 FC, FLC, FLLC, F-NL 19.423 FS, FLS, FLLS	01.94 -	T33			112 884 =			81.41722.6016 81.41722.6050
		01.94 -							
01.94 -									
01.94 -									
19.403 FC, FLC, FLLC, FRC, FLRC, F-NL 19.403 FS, FLS, FLLS, FRS, FLRS, FLLRS	01.94 -	T33			112 855 =*			81.41722.6009 81.41722.6012 81.41722.6033	
	01.94 -								
19.463 FC, FLC, FLLC, FRC, FLRC, F-NL 19.463 FS, FLS, FLLS, FRS, FLRS, FLLRS	01.94 -	T33			105 843 =			81.41722.6031 81.41722.6047	
	01.94 -								
26.273 DFC,26.273 DFCL 26.273 DFK,26.273 DFLK 26.273 DFS,26.273 DFSL 26.293 DFC,26.293 DFCL 26.293 DFK,26.293 DFLK 26.293 DFS,26.293 DFSL 26.323 DFC,26.323 DFCL 26.323 DFK,26.323 DFLK 26.323 DFS,26.323 DFSL 26.343 DFC,26.343 DFCL 26.343 DFK,26.343 DFLK 26.343 DFS,26.343 DFSL 27.273 6x4 DF 27.293 6x4 DF 27.323 6x4 DF 27.343 6x4 DF	01.94 - 12.95	T09			112 212 =*	Kurzes Fahrerhaus / Short cab	(59)	81.41722.6015	
	01.94 - 12.95				105 844 =	Langes Fahrerhaus / Long cab	(60)	81.41722.6032 81.41722.6046	
	01.94 - 12.95				112 885 =	Langes Fahrerhaus / Long cab	(60)	81.41722.6017 81.41722.6045	
	01.94 -				105 843 =	Langes Fahrerhaus / Long cab	(60)	81.41722.6031 81.41722.6047	
	01.94 - 12.95				112 211 =*	Langes Fahrerhaus / Long cab	(60)	81.41722.6014	
	01.94 - 12.95				112 321 =	Kurzes Fahrerhaus / Short cab	(59)	81.43701.6629	
	01.94 -				112 856 =*	Langes Fahrerhaus / Long cab	(60)	81.41722.6010 81.41722.6013	
	01.94 -								
	08.94 -								
	08.94 -								
	08.94 -								
	08.94 -								

Achtung: Unsere Artikel sind nur als Ersatz für die angegebenen OE-Nummern gültig. In der Spalte "Ref." ist lediglich ein Teil der OE-Nummern aufgeführt. Die vollständige Auflistung aller Vergleichsnummern finden Sie im Anhang.
Attention: The articles are only valid as replacement for the listed OE-numbers. In the column "Ref." only a selection of OE-No. is given. The complete listing you can see in the appendix. (151)

		Baumuster Model						Ref.
--	---	--------------------	---	---	---	---	---	------

MAN






F 2000		01.94 -								
26.273 FNLC,26.273 FNLLC,26.273 FVLC 26.323 FNLC,26.323 FNLLC,26.323 FVLC 26.343 FNLC,26.343 FNLLC,26.343 FVLC	01.94 - 12.95	T07			112 212 =*	Kurzes Fahrerhaus / Short cab	(59)	81.41722.6015		
	01.94 - 12.95	T			105 844 =	Langes Fahrerhaus / Long cab	(60)	81.41722.6032 81.41722.6046		
				112 885 =	Langes Fahrerhaus / Long cab	(60)	81.41722.6017 81.41722.6045			
	01.94 -	T		105 843 =	Langes Fahrerhaus / Long cab	(60)	81.41722.6031 81.41722.6047			
				112 884 =	Langes Fahrerhaus / Long cab	(60)	81.41722.6016 81.41722.6050			
							112 211 =*	Langes Fahrerhaus / Long cab	(60)	81.41722.6014
							112 855 =*	Langes Fahrerhaus / Long cab	(60)	81.41722.6009 81.41722.6012 81.41722.6033
	26.423 DFS,26.423 DFSL	01.94 - 12.95		39S			112 321 =	Kurzes Fahrerhaus / Short cab	(59)	81.43701.6629
112 856 =*			Langes Fahrerhaus / Long cab				(60)	81.41722.6010 81.41722.6013		
35.314 VF (FE310A) 35.364 VF. (FE360A) 35.403 VF, VFC, VFRC 35.403 VFK, VF-HK, VF-KI 35.414 VF. (FE410A) 35.463 VF, VFC, VFRC 35.463 VFK, VF-HK, VF-KI 41.364 VF. (FE360A) 41.403 VF, VFC, VFRC 41.403 VFK, VF-HK, VF-KI 41.414 VF. (FE410A) 41.463 VF, VFC, VFRC 41.463 VFK, VF-HK, VF-KI	06.98 - 06.98 - 08.95 - 03.02 - 06.98 - 08.95 - 08.95 - 06.98 - 08.95 - 08.95 - 06.98 - 08.95 - 06.98 - 08.95 -	T46			112 885 =	für / for: Topsleeper Kurzes Fahrerhaus / Short cab	(109) (59)	81.41722.6017 81.41722.6045		
						112 212 =*	Kurzes Fahrerhaus / Short cab	(59)	81.41722.6015	
								105 844 =	Langes Fahrerhaus / Long cab	(60)
								112 856 =*	Langes Fahrerhaus / Long cab	(60)
									112 212 =*	Großraum-Fahrerhaus / high-capacity driver cab
									105 856 =*	Luftfeder: Beinhaltet Stoßdämpfer und Luftfederbalg / Pneumatic spring: contains shock absorber and air suspension bellow

Achtung: Unsere Artikel sind nur als Ersatz für die angegebenen OE-Nummern gültig. In der Spalte "Ref." ist lediglich ein Teil der OE-Nummern aufgeführt. Die vollständige Auflistung aller Vergleichsnummern finden Sie im Anhang.

Attention: The articles are only valid as replacement for the listed OE-numbers. In the column "Ref." only a selection of OE-No. is given. The complete listing you can see in the appendix. (151)

		Baumuster Model						Ref.
--	---	--------------------	---	---	---	---	---	------









MAN

L 2000		10.93 - 06.96						
8.103 LC, 8.103 LLC	10.93 - 06.96	L21 L33 L34		   	123 890 =	Kurzes Fahrerhaus / Short cab	(59)	85.41722.6001
8.103 LK	10.93 - 06.96	L20			112 321 =	Langes Fahrerhaus / Long cab	(60)	81.43701.6629
8.113 LC, 8.113 LLC	08.95 -				131 277 =	Fahrerhausseriennummer / Driver Cab Serial Number: M	(19)	81.43701.6241
8.113 LC, 8.113 LLC, LRC, LLRC, (LE110C)	09.00 -							
8.113 LK, LRK, L-KI, LR-KI	08.95 -							
8.145 LC, 8.145 LLC, L-LF (LE140C)	09.00 -							
8.145 LRK, L-KI, LR-KILK (LE140C)	09.00 -							
8.145 LLS, LLRS (LE140C)	09.00 -							
8.153 LC, 8.153 LLC	10.93 - 07.97							
8.153 LK	10.93 - 07.97							
8.153 LLS	10.93 - 06.96							
8.163 LC, 8.163 LLC, LRC, LLRC, L-LF	08.95 -							
8.163 LC, 8.163 LLC	05.94 -							
8.163 LC, 8.163 LLC (LE160C)	09.00 -							
8.163 LK, LRK, L-KI, LR-KI	05.94 -							
8.163 LLS, LLRS	05.94 -							
8.185 LC, 8.185 LLC, LRC, LLRC, L-LF (LE180C)	09.00 -							
8.185 LK, LRK, L-KI, LR-KI (LE180C)	09.00 -							
8.185 LLS, LLRS (LE180C)	09.00 -							
8.223 LK	10.93 - 06.96							
8.224 LK, LRK, L-KI, LR-KI	05.94 -							
8.225 LK, LRK, L-KI, LR-KI (LE220C)	09.00 -							
9.145 LC, 9.145 LLC, LRC, LLRC (LE140C)	09.00 -							
9.145 LK, LRK, L-KI, LR-KI (LE140C)	09.00 -							
9.145 LLS, LLRS (LE140C)	09.00 -							
9.153 LC, 9.153 LLC	10.93 - 06.96							
9.153 LK	10.93 - 06.96							
9.153 LLS	10.93 - 12.95							
9.163 LC	08.95 - 03.97							
9.163 LC, 9.163 LLC, LRC, LLRC	05.94 -							
9.163 LK	08.95 - 03.97							
9.163 LK, LRK, L-KI, LR-KI	05.94 -							
9.163 LLS, LLRS	05.94 -							
9.185 LC, 9.185 LLC, LRC, LLRC (LE180C)	09.00 -							
9.185 LK, LRK, L-KI, LR-KI (LE180C)	09.00 -							
9.185 LLS, LLRS (LE 180C)	09.00 -							
9.223 LK	10.93 - 06.96							
9.224 LK, LRK, L-KI, LR-KI	05.94 -							
9.225 LC, 9.225 LLC, LRC, LLRC (LE220C)	09.00 -							
9.225 LK, LRK, L-KI, LR-KI (LE220C)	09.00 -							

Achtung: Unsere Artikel sind nur als Ersatz für die angegebenen OE-Nummern gültig. In der Spalte "Ref." ist lediglich ein Teil der OE-Nummern aufgeführt. Die vollständige Auflistung aller Vergleichsnummern finden Sie im Anhang.
Attention: The articles are only valid as replacement for the listed OE-numbers. In the column "Ref." only a selection of OE-No. is given. The complete listing you can see in the appendix. (151)

		Baumuster Model						Ref.
--	---	--------------------	---	---	---	---	---	------

MAN

















L 2000		10.93 - 06.96											
8.153 LAEC	01.95 - 06.96	L22 L23			123 890 =	Kurzes Fahrerhaus / Short cab	(59)	85.41722.6001					
8.153 LAEK	01.95 - 09.96						112 321 =	Langes Fahrerhaus / Long cab nicht für Doppel-Kabine / not for double cabin	(60) (134)	81.43701.6629			
8.163 LAEC	08.95 - 03.97											Fahrerhaus mittellang / Cab medium length	(18)
8.163 LAC, LAEC, LARC, LAERC, LA-LF, LAE-LF	01.95 -												
8.223 LAEC	01.95 - 06.96												
8.224 LAC, LAEC, LARC, LAERC	01.95 -												
8.224 LAK, LAEK, LARK, LAERK	01.95 -												
9.153 LA	07.93 -												
9.164 LA	07.93 -												
9.223 LA													
9.224 LA													
8.223 LC,8.223 LLC	10.93 - 06.96	L21			123 890 =	Kurzes Fahrerhaus / Short cab				(59)			
8.224 LC,8.224 LLC, LRC, LLRC	05.94 -						112 321 =	Langes Fahrerhaus / Long cab	(60)	81.43701.6629			
8.225 LC,8.225 LLC, LRC, LLRC (LE220C)	09.00 -									131 277 =	Fahrerhausseriennummer / Driver Cab Serial Number: M	(19)	81.43701.6241
9.223 LC,9.223 LLC	10.93 - 06.96												
9.224 LC,9.224 LLC, LRC, LLRC	05.94 -												
10.153 LC,10.153 LLC	10.93 - 06.96	L24			123 890 =	Kurzes Fahrerhaus / Short cab	(59)	85.41722.6001					
10.153 LK	10.93 - 06.96						112 321 =	Langes Fahrerhaus / Long cab nicht für Doppel-Kabine / not for double cabin	(60) (134)	81.43701.6629			
10.163 LC,10.163 LLC	05.94 -												
10.163 LC,10.163 LLC, LRC, LLRC (LE160C)	09.00 -												
10.163 LK, LRK, L-KI, LR-KI	05.94 -												
10.153 LAEK	10.93 - 06.96	L27 L26			123 890 =	Kurzes Fahrerhaus / Short cab	(59)	85.41722.6001					
10.163 LAC, LAEC, LARC, LAERC	05.94 -						112 321 =	Langes Fahrerhaus / Long cab Fahrerhaus mittellang / Cab medium length	(60) (18)	81.43701.6629			
10.163 LAK, LAEK, LARK, LAERK	01.95 -												
10.223 LAEC	01.95 - 06.96												
10.224 LAC, LAEC, LARC, LAERC	01.95 -												
10.224 LAK, LAEK, LARK, LAERK	01.95 -												

Achtung: Unsere Artikel sind nur als Ersatz für die angegebenen OE-Nummern gültig. In der Spalte "Ref." ist lediglich ein Teil der OE-Nummern aufgeführt. Die vollständige Auflistung aller Vergleichsnummern finden Sie im Anhang.

Attention: The articles are only valid as replacement for the listed OE-numbers. In the column "Ref." only a selection of OE-No. is given. The complete listing you can see in the appendix. (151)

		Baumuster Model						Ref.
--	---	--------------------	---	---	---	---	---	------



MAN







M 90		08.88 - 12.98							
12.152 F,12.152 FL	12.88 - 05.94	M01			112 321 =	Kurzes Fahrerhaus / Short cab	(59)	81.43701.6629	
12.152 FK	12.88 - 05.94								
12.152 FS,12.152 FLS	12.88 - 05.94								
12.192 F,12.192 FL	07.90 - 06.96								
12.192 FK	07.90 - 06.96								
12.192 FS,12.192 FLS	07.90 - 06.96								
12.232 F,12.232 FL	08.88 - 06.96								
12.232 FK	08.88 - 06.96								
12.232 FS,12.232 FLS	08.88 - 06.96								
12.272 F,12.272 FL, 6871 ccm	10.92 - 06.96								
12.272 F,12.272 FL, 9973 ccm	09.91 - 10.92								
12.272 FK, 6871 ccm	10.92 - 06.96								
12.272 FK, 9973 ccm	09.91 - 10.92								
12.272 FS,12.272 FLS, 6871 ccm	10.92 - 06.96								
12.272 FS,12.272 FLS, 9973 ccm	09.91 - 10.92								
13.152 F									
13.192 F									
13.232 F									
13.272 F									
M 2000 L		08.95 -							
11.153 4x2 LL	03.96 -	L73 L72			123 890 =	Kurzes Fahrerhaus / Short cab	(59)	85.41722.6001	
11.163 4x2 LL	03.96 -				112 321 =	Langes Fahrerhaus / Long cab	(60)	81.43701.6629	
11.223 4x2 LL	03.96 -					Fahrerhaus mittellang / Cab medium length	(18)		
11.224 4x2 LL	03.96 -								
12...	05.95 -	L74 L89 L88			112 321 =	für / for: Topsleeper	(109)	81.43701.6629	
13...	06.95 -	L81 L87				Kurzes Fahrerhaus / Short cab	(59)		
14...	06.95 -				123 890 =	nicht für / Not for: Topsleeper	(132)	85.41722.6001	
15...	06.95 -					Kurzes Fahrerhaus / Short cab	(59)		
18...	03.95 -				112 321 =	nicht für / Not for: Topsleeper	(132)	81.43701.6629	
						Langes Fahrerhaus / Long cab	(60)		
12.163 4x2 LL	05.95 -	L76			112 321 =	für / for: Topsleeper	(109)	81.43701.6629	
						Kurzes Fahrerhaus / Short cab	(59)		
					123 890 =	nicht für / Not for: Topsleeper	(132)	85.41722.6001	
						Kurzes Fahrerhaus / Short cab	(59)		
					112 321 =	nicht für / Not for: Topsleeper	(132)	81.43701.6629	
						Langes Fahrerhaus / Long cab	(60)		
12.163 LC, LLC, LRC, LLRC	08.95 -	L72			123 890 =	Kurzes Fahrerhaus / Short cab	(59)	85.41722.6001	
					112 321 =	Langes Fahrerhaus / Long cab	(60)	81.43701.6629	
12.224 LC, LLC, LRC, LLRC	08.95 -	L73			123 890 =	Kurzes Fahrerhaus / Short cab	(59)	85.41722.6001	
					112 321 =	Langes Fahrerhaus / Long cab	(60)	81.43701.6629	
						Fahrerhaus mittellang / Cab medium length	(18)		
18.224, 18.225, LC, LLC, LLLC, LRC, LLRC, LLLRC	08.95 -	L87			131 277 =			81.43701.6241	
18.224, 18.225, LK, LLK, LRK, LLRK	08.95 -				112 321 =	für / for: Topsleeper	(109)	81.43701.6629	
18.255 LC, LLC, LLLC, LRC, LLRC, LLLRC, (LE250B)	09.99 -				123 890 =	nicht für / Not for: Topsleeper	(132)	85.41722.6001	
18.263, 18.264, LC, LLC, LLLC, LRC, LLRC, LLLRC	08.95 -								
18.263, 18.264, LK, LLK, LRK, LLRK	08.95 -								
18.284, 18.285, L-KO, LR-KO	06.98 -								
18.284 LC, LLC, LLLC, LRC, LLRC, LLLRC	06.98 -								
18.284, 18.285, LK, LLK, LRK, LLRK	06.98 -								
18.285 LC, LLC, LLLC, LRC, LLRC, LLLRC, (LE280B)	09.99 -								

Achtung: Unsere Artikel sind nur als Ersatz für die angegebenen OE-Nummern gültig. In der Spalte "Ref." ist lediglich ein Teil der OE-Nummern aufgeführt. Die vollständige Auflistung aller Vergleichsnummern finden Sie im Anhang.
 Attention: The articles are only valid as replacement for the listed OE-numbers. In the column "Ref." only a selection of OE-No. is given. The complete listing you can see in the appendix. (151)

		Baumuster Model						Ref.
--	---	--------------------	---	---	---	---	---	------

MAN

M 2000 L		08.95 -						
26.224 DL-HK 6x4/2	02.99 -	L95			112 321 =	Fahrerhausseriennummer / Driver Cab Serial Number: F20L53	(19)	81.43701.6629
26.224 DLR-HK 6x4/2	02.99 -				123 890 =	Fahrerhausseriennummer / Driver Cab Serial Number: F20L50	(19)	85.41722.6001
26.225 DL-HK 6x4/2	09.00 -							
26.225 DLR-HK 6x4/2	09.00 -							
26.255 DL-HK 6x4/2	09.00 -							
26.255 DLR-HK 6x4/2	09.00 -							
26.284 DL-HK 6x4/2	02.99 -							
26.284 DL-TM 6x4/2	02.99 -							
26.284 DLR-HK 6x4/2	02.99 -							
26.284 DLR-TM 6x4/2	02.99 -							
26.285 DL-HK 6x4/2	09.00 -							
26.285 DL-TM 6x4/2	09.00 -							
26.285 DLR-HK 6x4/2	09.00 -							









TGA		03.00 -						
18.280 LL	02.01 - 08.01	H04			290 975 =			85.41722.6017
18.330 LL	02.01 - 08.01				290 977 =*			85.41722.6010
					313 182 =*			81.41722.6078 85.41722.6015 85.41722.6023
					313 181 =*	Sattelschlepper / Truck Tractor Luftfeder: Beinhaltet Stoßdämpfer und Luftfederbalg / Pneumatic spring: contains shock absorber and air suspension bellow	(95) (63)	81.41722.6077 85.41722.6014 85.41722.6022
					290 976 =			81.41722.6059 85.41722.6019
					290 978 =*			85.41722.6011
					313 183 =*	Sattelschlepper / Truck Tractor	(95)	81.41722.6057 81.41722.6075 85.41722.6006 85.41722.6012
					313 184 =*	Kipper / Dumptruck Pritsche/Fahrgestell / Flatbed / Chassis	(56) (87)	81.41722.6058 85.41722.6013 85.41722.6024
18.310, 18.320 FAC, FHLC	05.04 -	H22			290 977 =*	Schraubenfeder / Coil Spring Fahrerhausseriennummer / Driver Cab Serial Number: F99L/R15	(97) (19)	85.41722.6010
18.310, 18.320 FAK, FAK-L, FALK, FALK-L, FHLK, FHLK/M	05.04 -				290 975 =HD	Schraubenfeder / Coil Spring Fahrerhausseriennummer / Driver Cab Serial Number: F99L/R15	(97) (19)	85.41722.6017
18.350, 18.360 FAC, FHLC	05.04 -				300 013 =*	Fahrerhausseriennummer / Driver Cab Serial Number: F99L/R15/32-37/40/41 Luftfeder: Beinhaltet Stoßdämpfer und Luftfederbalg / Pneumatic spring: contains shock absorber and air suspension bellow	(19) (63)	81.41722.6053 81.41722.6054 81.41722.6066 81.41722.6067
18.350, 18.360 FAK, FAK-L, FALK, FALK-L, FHLK, FHLK/M	05.04 -				290 978 =*	Schraubenfeder / Coil Spring Fahrerhausseriennummer / Driver Cab Serial Number: F99L/R15	(97) (19)	85.41722.6011
18.390, 18.400 FAC, FHLC	05.04 -				290 976 =HD	Schraubenfeder / Coil Spring Fahrerhausseriennummer / Driver Cab Serial Number: F99L/R15	(97) (19)	81.41722.6059 85.41722.6019
18.390, 18.400 FAK, FAK-L, FALK, FALK-L, FHLK, FHLK/M	05.04 -				313 080 =*	Fahrerhausseriennummer / Driver Cab Serial Number: F99L/R15/32-37/40/41	(19)	81.41722.6056 81.41722.6074
18.430, 18.440 FAC, FHLC	05.04 -				313 184 =*	Fahrerhausseriennummer / Driver Cab Serial Number: F99L/R15/32-37/40/41	(19)	81.41722.6058 85.41722.6013 85.41722.6024
18.430, 18.440 FAK, FALK, FALK-L, FHLK, FHLK/M	05.04 -							

Achtung: Unsere Artikel sind nur als Ersatz für die angegebenen OE-Nummern gültig. In der Spalte "Ref." ist lediglich ein Teil der OE-Nummern aufgeführt. Die vollständige Auflistung aller Vergleichsnummern finden Sie im Anhang.

Attention: The articles are only valid as replacement for the listed OE-numbers. In the column "Ref." only a selection of OE-No. is given. The complete listing you can see in the appendix. (151)

		Baumuster Model						Ref.
--	---	--------------------	---	---	---	---	---	------






















MAN

TGA		03.00 -							
18.310, 18.320 FAS, FALS, FHLS, FHLS/M 18.350, 18.360 FAS, FALS, FHLS, FHLS/M 18.390, 18.400 FAS, FALS, FHLS, FHLS/M 18.430, 18.440 FAS, FALS, FHLS, FHLS/M	05.04 -	H22			290 977 =*	Schraubenfeder / Coil Spring Fahrerhausseriennummer / Driver Cab Serial Number: F99L/R15	(97) (19)	85.41722.6010	
	05.04 -				290 975 =HD	Schraubenfeder / Coil Spring Fahrerhausseriennummer / Driver Cab Serial Number: F99L/R15	(97) (19)	85.41722.6017	
	05.04 -				300 013 	Fahrerhausseriennummer / Driver Cab Serial Number: F99L/R15/32-37/40/41 Luftfeder: Beinhaltet Stoßdämpfer und Luftfederbalg / Pneumatic spring: contains shock absorber and air suspension bellow	(19) (63)	81.41722.6053 81.41722.6054 81.41722.6066 81.41722.6067	
	05.04 -								
						290 978 =*	Schraubenfeder / Coil Spring Fahrerhausseriennummer / Driver Cab Serial Number: F99L/R15	(97) (19)	85.41722.6011
			290 976 =HD			Schraubenfeder / Coil Spring Fahrerhausseriennummer / Driver Cab Serial Number: F99L/R15	(97) (19)	81.41722.6059 85.41722.6019	
			313 183 			Fahrerhausseriennummer / Driver Cab Serial Number: F99L/R15/32-37/40/41	(19)	81.41722.6057 81.41722.6075 85.41722.6006 85.41722.6012	
				300 015 	Fahrerhausseriennummer / Driver Cab Serial Number: F99L/R15/32-37/40/41 Luftfeder: Beinhaltet Stoßdämpfer und Luftfederbalg / Pneumatic spring: contains shock absorber and air suspension bellow	(19) (63)	81.41722.6055		

Achtung: Unsere Artikel sind nur als Ersatz für die angegebenen OE-Nummern gültig. In der Spalte "Ref." ist lediglich ein Teil der OE-Nummern aufgeführt. Die vollständige Auflistung aller Vergleichsnummern finden Sie im Anhang.
Attention: The articles are only valid as replacement for the listed OE-numbers. In the column "Ref." only a selection of OE-No. is given. The complete listing you can see in the appendix. (151)

		Baumuster Model						Ref.
--	---	--------------------	---	---	---	---	---	------































MAN

TGA		03.00 -							
18.310, 18.320 FC, FLC, FLLC, FLLC/N, FLLW, FLLW/N 18.350, 18.360 FC, FLC, FLLC, FLLRC, FLLC/N, FLLW, FLLW/N 18.390, 18.400 FC, FLC, FLLC, FLLC/N, FLLW, FLLW/N 18.430, 18.440 FC, FLC, FLLC, FLLW, FLLW/N, FLLRC, FLLRW	05.04 -	H03			290 977 =*	Fahrerhausseriennummer / Driver Cab Serial Number: F99L/R15 Schraubenfeder / Coil Spring	(19)	85.41722.6010	
	05.04 -				290 975 =HD	Fahrerhausseriennummer / Driver Cab Serial Number: F99L/R15 Schraubenfeder / Coil Spring	(19)	85.41722.6017	
	05.04 -					300 013 =  *	Fahrerhausseriennummer / Driver Cab Serial Number: F99L/R15/32-37/40/41 Luftfeder: Beinhaltet Stoßdämpfer und Luftfederbalg / Pneumatic spring: contains shock absorber and air suspension bellow	(19)	81.41722.6053 81.41722.6054 81.41722.6066 81.41722.6067
	05.04 -					290 978 =*	Fahrerhausseriennummer / Driver Cab Serial Number: F99L/R15 Schraubenfeder / Coil Spring	(19)	85.41722.6011
						290 976 =HD	Fahrerhausseriennummer / Driver Cab Serial Number: F99L/R15 Schraubenfeder / Coil Spring	(19)	81.41722.6059 85.41722.6019
							313 080 =  *	Fahrerhausseriennummer / Driver Cab Serial Number: F99L/R15/32-37/40/41	(19)
				313 184 =  *	Fahrerhausseriennummer / Driver Cab Serial Number: F99L/R15/32-37/40/41		(19)	81.41722.6058 85.41722.6013 85.41722.6024	
				H06			290 977 =*	Fahrerhausseriennummer / Driver Cab Serial Number: F99L/R15 Schraubenfeder / Coil Spring	(19)
			290 975 =HD				Fahrerhausseriennummer / Driver Cab Serial Number: F99L/R15 Schraubenfeder / Coil Spring	(19)	85.41722.6017
						300 013 =  *	Fahrerhausseriennummer / Driver Cab Serial Number: F99L/R15/32-37/40/41 Luftfeder: Beinhaltet Stoßdämpfer und Luftfederbalg / Pneumatic spring: contains shock absorber and air suspension bellow	(19)	81.41722.6053 81.41722.6054 81.41722.6066 81.41722.6067
						290 978 =*	Fahrerhausseriennummer / Driver Cab Serial Number: F99L/R15 Schraubenfeder / Coil Spring	(19)	85.41722.6011
						290 976 =HD	Fahrerhausseriennummer / Driver Cab Serial Number: F99L/R15 Schraubenfeder / Coil Spring	(19)	81.41722.6059 85.41722.6019
		313 080 =  *				Fahrerhausseriennummer / Driver Cab Serial Number: F99L/R15/32-37/40/41	(19)	81.41722.6056 81.41722.6074	
				313 184 =  *	Fahrerhausseriennummer / Driver Cab Serial Number: F99L/R15/32-37/40/41	(19)	81.41722.6058 85.41722.6013 85.41722.6024		

Achtung: Unsere Artikel sind nur als Ersatz für die angegebenen OE-Nummern gültig. In der Spalte "Ref." ist lediglich ein Teil der OE-Nummern aufgeführt. Die vollständige Auflistung aller Vergleichsnummern finden Sie im Anhang.
 Attention: The articles are only valid as replacement for the listed OE-numbers. In the column "Ref." only a selection of OE-No. is given. The complete listing you can see in the appendix. (151)

		Baumuster Model						Ref.
--	---	--------------------	---	---	---	---	---	------



MAN

TGA	03.00 -													
18.310 FC, FLC, FRC, FLLC, FLLC/N, FLLW, FLLRC, FLLRW 18.310 FK, FLK, FK-L, FLRK 18.360 FC, FLC, FRC, FLLC, FLLC/N, FLLW, FLLRW 18.360 FK, FLK, FK-L, FLRK 18.410 FC, FRC, FLC, FLRC, FLLC, FLLC/N, FLLW, FLLRC 18.410 FK, FK-L, FLK, FLRK 18.460 FC, FLC, FRC, FLLC, FLLC/N, FLLW, FLLRC, FLLRW 18.460 FK, FK-L, FLK, FLRK 18.510 FC, FLC, FRC, FLLC, FLLC/N, FLLW, FLLRC, FLLRW	04.00 -	H05			313 182  *	->08.2002 Fahrerhausseriennummer / Driver Cab Serial Number: F99L/R15/32-37/40/41	(19)	81.41722.6078 85.41722.6015 85.41722.6023						
	12.00 - 04.00 -					300 013  *	08.2002-> Fahrerhausseriennummer / Driver Cab Serial Number: F99L/R15/32-37/40/41 Luftfeder: Beinhaltet Stoßdämpfer und Luftfederbalg / Pneumatic spring: contains shock absorber and air suspension bellow	(19)	81.41722.6053 81.41722.6054 81.41722.6066 81.41722.6067					
	12.00 - 04.00 -						290 977  *	Fahrerhausseriennummer / Driver Cab Serial Number: F99L/R15 Schraubenfeder / Coil Spring	(19)	85.41722.6010				
	12.00 - 04.00 -						290 975  HD	Fahrerhausseriennummer / Driver Cab Serial Number: F99L/R15 Schraubenfeder / Coil Spring	(19)	85.41722.6017				
	09.00 -							313 184  *	->08.2002 Fahrerhausseriennummer / Driver Cab Serial Number: F99L/R15/32-37/40/41	(19)	81.41722.6058 85.41722.6013 85.41722.6024			
	12.00 -								313 080  *	08.2002-> Fahrerhausseriennummer / Driver Cab Serial Number: F99L/R15/32-37/40/41	(19)	81.41722.6056 81.41722.6074		
									313 184  *	08.2002-> Fahrerhausseriennummer / Driver Cab Serial Number: F99L/R15/32-37/40/41	(19)	81.41722.6058 85.41722.6013 85.41722.6024		
	12.00 -								290 978  *	Fahrerhausseriennummer / Driver Cab Serial Number: F99L/R15 Schraubenfeder / Coil Spring	(19)	85.41722.6011		
									290 976  HD	Fahrerhausseriennummer / Driver Cab Serial Number: F99L/R15 Schraubenfeder / Coil Spring	(19)	81.41722.6059 85.41722.6019		
	05.04 -							H06			290 977  *	Fahrerhausseriennummer / Driver Cab Serial Number: F99L/R15 Schraubenfeder / Coil Spring	(19)	85.41722.6010
											290 975  HD	Fahrerhausseriennummer / Driver Cab Serial Number: F99L/R15 Schraubenfeder / Coil Spring	(19)	85.41722.6017
												300 013  *	Fahrerhausseriennummer / Driver Cab Serial Number: F99L/R15/32-37/40/41 Luftfeder: Beinhaltet Stoßdämpfer und Luftfederbalg / Pneumatic spring: contains shock absorber and air suspension bellow	(19)
290 978  *		Fahrerhausseriennummer / Driver Cab Serial Number: F99L/R15 Schraubenfeder / Coil Spring	(19)	85.41722.6011										
		290 976  HD	Fahrerhausseriennummer / Driver Cab Serial Number: F99L/R15 Schraubenfeder / Coil Spring	(19)	81.41722.6059 85.41722.6019									
			313 183  *	Fahrerhausseriennummer / Driver Cab Serial Number: F99L/R15/32-37/40/41	(19)						81.41722.6057 81.41722.6075 85.41722.6006 85.41722.6012			
	300 015  *		Fahrerhausseriennummer / Driver Cab Serial Number: F99L/R15/32-37/40/41 Luftfeder: Beinhaltet Stoßdämpfer und Luftfederbalg / Pneumatic spring: contains shock absorber and air suspension bellow	(19)	81.41722.6055									








Achtung: Unsere Artikel sind nur als Ersatz für die angegebenen OE-Nummern gültig. In der Spalte "Ref." ist lediglich ein Teil der OE-Nummern aufgeführt. Die vollständige Auflistung aller Vergleichsnummern finden Sie im Anhang.
 Attention: The articles are only valid as replacement for the listed OE-numbers. In the column "Ref." only a selection of OE-No. is given. The complete listing you can see in the appendix. (151)

		Baumuster Model						Ref.
--	--	--------------------	---	---	---	--	---	------





























MAN

TGA	03.00 -							
18.310 FLS, FLLS, FLLS/N, FLS-TS, FLRS, FLLRS 18.360 FLS, FLLS, FLLS/N, FLS-TS, FLRS, FLLRS 18.410 FLS, FLLS, FLLS/N, FLS-TS, FLRS, FLLRS 18.460 FLS, FLLS, FLLS/N, FLS-TS, FLRS, FLLRS	04.00 -	H01			313 181 =*	->01.2003 Luftfeder: Beinhaltet Stoßdämpfer und Luftfederbalg / Pneumatic spring: contains shock absorber and air suspension bellow	(63)	81.41722.6077 85.41722.6014 85.41722.6022
	04.00 -				300 013 =*	02.2003-> Luftfeder: Beinhaltet Stoßdämpfer und Luftfederbalg / Pneumatic spring: contains shock absorber and air suspension bellow	(63)	81.41722.6053 81.41722.6054 81.41722.6066 81.41722.6067
	04.00 -				290 975 =			85.41722.6017
	04.00 -				290 977 =*			85.41722.6010
					313 183 =*	->01.2003		81.41722.6057 81.41722.6075 85.41722.6006 85.41722.6012
					313 183 =*	02.2003->		81.41722.6057 81.41722.6075 85.41722.6006 85.41722.6012
					300 015 =*	02.2003-> Luftfeder: Beinhaltet Stoßdämpfer und Luftfederbalg / Pneumatic spring: contains shock absorber and air suspension bellow	(63)	81.41722.6055
					290 976 =			81.41722.6059 85.41722.6019
					290 978 =*			85.41722.6011








Achtung: Unsere Artikel sind nur als Ersatz für die angegebenen OE-Nummern gültig. In der Spalte "Ref." ist lediglich ein Teil der OE-Nummern aufgeführt. Die vollständige Auflistung aller Vergleichsnummern finden Sie im Anhang.
Attention: The articles are only valid as replacement for the listed OE-numbers. In the column "Ref." only a selection of OE-No. is given. The complete listing you can see in the appendix. (151)

		Baumuster Model						Ref.
--	---	--------------------	---	---	---	---	---	------




MAN

TGA		03.00 -							
18.310 FLS, FLLS, FLLS/N, FLS-TS, FLRS, FLLRS 18.360 FLS, FLLS, FLLS/N, FLS-TS, FLRS, FLLRS 18.410 FLS, FLLS, FLLS/N, FLS-TS, FLRS, FLLRS 18.460 FLS, FLLS, FLLS/N, FLS-TS, FLRS, FLLRS	04.00 -	H05			 313 181  *	->01.2003 Fahrerhausseriennummer / Driver Cab Serial Number: F99L/R15/40/41 Luftfeder: Beinhaltet Stoßdämpfer und Luftfederbalg / Pneumatic spring: contains shock absorber and air suspension bellow	(19) (63)	81.41722.6077 85.41722.6014 85.41722.6022	
	04.00 -				 313 182  *	->03.2001 Fahrerhausseriennummer / Driver Cab Serial Number: F99L/R32-37	(19)	81.41722.6078 85.41722.6015 85.41722.6023	
	04.00 -				 300 013  * 	01.2003-> Fahrerhausseriennummer / Driver Cab Serial Number: F99L/R15/40/41 Fahrerhausseriennummer / Driver Cab Serial Number: F99L/R32-37 Luftfeder: Beinhaltet Stoßdämpfer und Luftfederbalg / Pneumatic spring: contains shock absorber and air suspension bellow	(19) (19) (63)	81.41722.6053 81.41722.6054 81.41722.6066 81.41722.6067	
	04.00 -				 313 181  *	03.2001-> Fahrerhausseriennummer / Driver Cab Serial Number: F99L/R32-37 Luftfeder: Beinhaltet Stoßdämpfer und Luftfederbalg / Pneumatic spring: contains shock absorber and air suspension bellow	(19) (63)	81.41722.6077 85.41722.6014 85.41722.6022	
					 290 977  *	Fahrerhausseriennummer / Driver Cab Serial Number: F99L/R15 Schraubenfeder / Coil Spring	(19) (97)	85.41722.6010	
					 290 975  HD	Fahrerhausseriennummer / Driver Cab Serial Number: F99L/R15 Schraubenfeder / Coil Spring	(19) (97)	85.41722.6017	
					 313 183  * 	->01.2003 Fahrerhausseriennummer / Driver Cab Serial Number: F99L/R15/32-37/40/41	(19)	81.41722.6057 81.41722.6075 85.41722.6006 85.41722.6012	
					 313 183  * 	01.2003-> Fahrerhausseriennummer / Driver Cab Serial Number: F99L/R15/32-37/40/41	(19)	81.41722.6057 81.41722.6075 85.41722.6006 85.41722.6012	
					 300 015  * 	01.2003-> Fahrerhausseriennummer / Driver Cab Serial Number: F99L/R15/32-37/40/41 Luftfeder: Beinhaltet Stoßdämpfer und Luftfederbalg / Pneumatic spring: contains shock absorber and air suspension bellow	(19) (63)	81.41722.6055	
					 290 978  *	Fahrerhausseriennummer / Driver Cab Serial Number: F99L/R15 Schraubenfeder / Coil Spring	(19) (97)	85.41722.6011	
					 290 976  HD	Fahrerhausseriennummer / Driver Cab Serial Number: F99L/R15 Schraubenfeder / Coil Spring	(19) (97)	81.41722.6059 85.41722.6019	

Achtung: Unsere Artikel sind nur als Ersatz für die angegebenen OE-Nummern gültig. In der Spalte "Ref." ist lediglich ein Teil der OE-Nummern aufgeführt. Die vollständige Auflistung aller Vergleichsnummern finden Sie im Anhang.
Attention: The articles are only valid as replacement for the listed OE-numbers. In the column "Ref." only a selection of OE-No. is given. The complete listing you can see in the appendix. (151)

		Baumuster Model						Ref.
--	--	--------------------	---	---	---	--	---	------






MAN

TGA		03.00 -																																									
18.310 FLS, FLLS, FLLS/N, FLS-TS, FLRS, FLLRS 18.360 FLS, FLLS, FLLS/N, FLS-TS, FLRS, FLLRS 18.410 FLS, FLLS, FLLS/N, FLS-TS, FLRS, FLLRS 18.460 FLS, FLLS, FLLS/N, FLS-TS, FLRS, FLLRS	04.00 -	H12		○ ○	313 181 =□*	->01.2003 Fahrerhausseriennummer / Driver Cab Serial Number: F99L/R15/40/41 Luftfeder: Beinhaltet Stoßdämpfer und Luftfederbalg / Pneumatic spring: contains shock absorber and air suspension bellow	(19) (63)	81.41722.6077 85.41722.6014 85.41722.6022																																			
	04.00 -								○ ○	313 182 =□*	->03.2001 Fahrerhausseriennummer / Driver Cab Serial Number: F99L/R32-37	(19)	81.41722.6078 85.41722.6015 85.41722.6023																														
	04.00 -													○ ○	313 181 =□*	03.2001 - 01.2003 Fahrerhausseriennummer / Driver Cab Serial Number: F99L/R32-37 Luftfeder: Beinhaltet Stoßdämpfer und Luftfederbalg / Pneumatic spring: contains shock absorber and air suspension bellow	(19) (63)	81.41722.6077 85.41722.6014 85.41722.6022																									
	04.00 -																		○ ○	300 013 =□* 	01.2003-> Fahrerhausseriennummer / Driver Cab Serial Number: F99L/R15/40/41 Fahrerhausseriennummer / Driver Cab Serial Number: F99L/R32-37 Luftfeder: Beinhaltet Stoßdämpfer und Luftfederbalg / Pneumatic spring: contains shock absorber and air suspension bellow	(19) (19) (63)	81.41722.6053 81.41722.6054 81.41722.6066 81.41722.6067																				
																								○ ○	290 977 =*	Fahrerhausseriennummer / Driver Cab Serial Number: F99L/R15 Schraubenfeder / Coil Spring	(19) (97)	85.41722.6010															
																													290 975 =HD	Fahrerhausseriennummer / Driver Cab Serial Number: F99L/R15 Schraubenfeder / Coil Spring	(19) (97)	85.41722.6017											
																								○ ○	313 183 =□*	->01.2003 Fahrerhausseriennummer / Driver Cab Serial Number: F99L/R15/32-37/40/41	(19)	81.41722.6057 81.41722.6075 85.41722.6006 85.41722.6012															
																													○ ○	313 183 =□*	01.2003-> Fahrerhausseriennummer / Driver Cab Serial Number: F99L/R15/32-37/40/41	(19)	81.41722.6057 81.41722.6075 85.41722.6006 85.41722.6012										
																																		○ ○	300 015 =□* 	01.2003-> Fahrerhausseriennummer / Driver Cab Serial Number: F99L/R15/32-37/40/41 Luftfeder: Beinhaltet Stoßdämpfer und Luftfederbalg / Pneumatic spring: contains shock absorber and air suspension bellow	(19) (63)	81.41722.6055					
																																							○ ○	290 978 =*	Fahrerhausseriennummer / Driver Cab Serial Number: F99L/R15 Schraubenfeder / Coil Spring	(19) (97)	85.41722.6011

Achtung: Unsere Artikel sind nur als Ersatz für die angegebenen OE-Nummern gültig. In der Spalte "Ref." ist lediglich ein Teil der OE-Nummern aufgeführt. Die vollständige Auflistung aller Vergleichsnummern finden Sie im Anhang.
Attention: The articles are only valid as replacement for the listed OE-numbers. In the column "Ref." only a selection of OE-No. is given. The complete listing you can see in the appendix. (151)

		Baumuster Model						Ref.
--	---	--------------------	---	---	---	---	---	------



MAN

TGA		03.00 -							
18.310, 18.320 FK, FK-L, FLK, FLK/M	05.04 -	H03		○ ○	290 977 =*	Fahrerhausseriennummer / Driver Cab Serial Number: F99L/R15 Schraubenfeder / Coil Spring	(19) (97)	85.41722.6010	
					290 975 =HD	Fahrerhausseriennummer / Driver Cab Serial Number: F99L/R15 Schraubenfeder / Coil Spring	(19) (97)	85.41722.6017	
					300 013 =* 	Fahrerhausseriennummer / Driver Cab Serial Number: F99L/R15/32-37/40/41 Luftfeder: Beinhaltet Stoßdämpfer und Luftfederbalg / Pneumatic spring: contains shock absorber and air suspension bellow	(19) (63)	81.41722.6053 81.41722.6054 81.41722.6066 81.41722.6067	
					290 978 =*	Fahrerhausseriennummer / Driver Cab Serial Number: F99L/R15 Schraubenfeder / Coil Spring	(19) (97)	85.41722.6011	
				○ ○	290 976 =HD	Fahrerhausseriennummer / Driver Cab Serial Number: F99L/R15 Schraubenfeder / Coil Spring	(19) (97)	81.41722.6059 85.41722.6019	
					313 080 =* 	Fahrerhausseriennummer / Driver Cab Serial Number: F99L/R15/32-37/40/41	(19)	81.41722.6056 81.41722.6074	
					313 184 =* 	Fahrerhausseriennummer / Driver Cab Serial Number: F99L/R15/32-37/40/41	(19)	81.41722.6058 85.41722.6013 85.41722.6024	

Achtung: Unsere Artikel sind nur als Ersatz für die angegebenen OE-Nummern gültig. In der Spalte "Ref." ist lediglich ein Teil der OE-Nummern aufgeführt. Die vollständige Auflistung aller Vergleichsnummern finden Sie im Anhang.
 Attention: The articles are only valid as replacement for the listed OE-numbers. In the column "Ref." only a selection of OE-No. is given. The complete listing you can see in the appendix. (151)

		Baumuster Model						Ref.
--	---	--------------------	---	---	---	---	---	------

MAN











TGA		03.00 -							
18.350, 18.360 FK, FK-L, FLK, FLK/M,	05.04 -	H06 H22		○ ○	290 977 =*	Schraubenfeder / Coil Spring	(97)	85.41722.6010	
18.390, 18.400 FK, FK-L, FLK, FLK/M	05.04 -	HW2 H66			290 975 =HD	Fahrerhausseriennummer / Driver Cab Serial Number: F99L/R15	(19)		
18.430, 18.440 FK, FK-L, FLK, FLK/M	05.04 -	H63 H29 H23		○ ○	300 013 =* CALM	Fahrerhausseriennummer / Driver Cab Serial Number: F99L/R15	(19)	81.41722.6053 81.41722.6054 81.41722.6066 81.41722.6067	
18.480 FC, FLC, FLLC, FLLRC, FLLW, FLRC	01.06 -	H10 H26 H30				Luftfeder: Beinhalte Stoßdämpfer und Luftfederbalg / Pneumatic spring: contains shock absorber and air suspension bellows	(63)		
18.480 FHLC	04.06 -	H42 H25		○ ○	290 978 =*	Schraubenfeder / Coil Spring	(97)	85.41722.6011	
18.480 FHLK, FHLK/M	04.06 -	HV1 H03			290 976 =HD	Fahrerhausseriennummer / Driver Cab Serial Number: F99L/R15	(19)		
18.480 FK, FK-L, FLK	01.06 -	H18 H21 H24		○ ○	313 080 =* *	Fahrerhausseriennummer / Driver Cab Serial Number: F99L/R15/32-37/40/41	(19)	81.41722.6056 81.41722.6074	
26.310, 26.320 FD-TM	06.05 -	H15				313 184 =* *	Fahrerhausseriennummer / Driver Cab Serial Number: F99L/R15/32-37/40/41		(19)
26.310, 26.320 FDK, FDLK	05.04 -								
26.310, 26.320 FVHL-KO	06.05 -								
26.350, 26.360 FD-TM	02.04 -								
26.350, 26.360 FDK, FDLK, FDRK	05.04 -								
26.350, 26.360 FVHL-KO	06.05 -								
26.390, 26.400 FD-TM	05.04 -								
26.390, 26.400 FDK, FDLK	05.04 -								
26.390, 26.400 FVHL-KO	06.05 -								
26.430, 26.440 FD-TM	05.04 -								
26.430, 26.440 FDK, FDLK	05.04 -								
26.430, 26.440 FVLH-KO	06.05 -								
26.480 FD-TM, 12412 ccm	02.06 -								
26.480 FD-TM, 12816 ccm	09.02 -								
26.480 FDK, FDLK	02.06 -								
26.480 FDK, FDLK, FDLRK	09.02 -								
26.480 FNLC, FNLRC-WW, FNLLC, FNLLRC, FNLLW, FVLC	02.06 -								
26.480 FVHL-KO	02.06 -								
26.480 FVL-KO	09.02 -								
26.530 FDK, FDLK, FDLRK	09.02 -								
33.350, 33.360 FDC, FDC/M, FDLC, FDRK	05.04 -								
33.350, 33.360 FDK, FDLK, FDRK	05.04 -								
33.390, 33.400 FDC, FDLC, FDRK, FDC/M	05.04 -								
33.390, 33.400 FDK, FDLK, FDRK	05.04 -								
33.430, 33.440 FDC, FDLC, FDRK, FDLRC, FDC/M	05.04 -								
33.430, 33.440 FDK, FDLK, FDRK	05.04 -								
33.460 FD-TM, FDR-TM	09.02 -								
33.480 FD-TM	09.02 -								
33.480 FDC, FDLC, FDRK, FDC/M	01.06 -								
33.480 FDK, FDLK, FDRK	01.06 -								
33.510 FDC, FDC/M, FDLC, FDRK, FDLRC	09.02 -								
33.530 FDC, FDC/M, FDLC, FDRK, FDLRC	09.02 -								
33.530 FDK, FDLK	07.03 -								

Achtung: Unsere Artikel sind nur als Ersatz für die angegebenen OE-Nummern gültig. In der Spalte "Ref." ist lediglich ein Teil der OE-Nummern aufgeführt. Die vollständige Auflistung aller Vergleichsnummern finden Sie im Anhang.








Attention: The articles are only valid as replacement for the listed OE-numbers. In the column "Ref." only a selection of OE-No. is given. The complete listing you can see in the appendix. (151)

		Baumuster Model						Ref.
--	---	--------------------	---	---	---	---	---	------





MAN

TGA		03.00 -									
18.350 FLS, FLS/N, FLS/M, FLS-TS, FLLS, FLLS/N, FLLRS 18.390 FLS, FLS-TS, FLS/M, FLLS, FLLS/N, FLLS/M, FLLRS 18.430 FLS, FLS/M, FLS-TS, FLLS, FLLS/N, FLLRS, FLRS	05.04 -	H06			290 977 =*	Fahrerhausseriennummer / Driver Cab Serial Number: F99L/R15 Schraubenfeder / Coil Spring	(19) (97)	85.41722.6010			
	05.04 -				290 975 =HD	Fahrerhausseriennummer / Driver Cab Serial Number: F99L/R15 Schraubenfeder / Coil Spring	(19) (97)	85.41722.6017			
	05.04 -				300 013 	Fahrerhausseriennummer / Driver Cab Serial Number: F99L/R15/32-37/40/41 Luftfeder: Beinhaltet Stoßdämpfer und Luftfederbalg / Pneumatic spring: contains shock absorber and air suspension bellow	(19) (63)	81.41722.6053 81.41722.6054 81.41722.6066 81.41722.6067			
					290 978 =*	Fahrerhausseriennummer / Driver Cab Serial Number: F99L/R15 Schraubenfeder / Coil Spring	(19) (97)	85.41722.6011			
									290 976 =HD	Fahrerhausseriennummer / Driver Cab Serial Number: F99L/R15 Schraubenfeder / Coil Spring	(19) (97)
					313 183 	Fahrerhausseriennummer / Driver Cab Serial Number: F99L/R15/32-37/40/41	(19) (63)	81.41722.6057 81.41722.6075 85.41722.6006 85.41722.6012			
									300 015 	Fahrerhausseriennummer / Driver Cab Serial Number: F99L/R15/32-37/40/41 Luftfeder: Beinhaltet Stoßdämpfer und Luftfederbalg / Pneumatic spring: contains shock absorber and air suspension bellow	(19) (63)
					H13			290 977 =*	Fahrerhausseriennummer / Driver Cab Serial Number: F99L/R15 Schraubenfeder / Coil Spring	(19) (97)	85.41722.6010
								290 975 =HD	Fahrerhausseriennummer / Driver Cab Serial Number: F99L/R15 Schraubenfeder / Coil Spring	(19) (97)	85.41722.6017
								300 013 	Fahrerhausseriennummer / Driver Cab Serial Number: F99L/R15/32-37/40/41 Luftfeder: Beinhaltet Stoßdämpfer und Luftfederbalg / Pneumatic spring: contains shock absorber and air suspension bellow	(19) (63)	81.41722.6053 81.41722.6054 81.41722.6066 81.41722.6067
								290 978 =*	Fahrerhausseriennummer / Driver Cab Serial Number: F99L/R15 Schraubenfeder / Coil Spring	(19) (97)	85.41722.6011
								313 183 	Fahrerhausseriennummer / Driver Cab Serial Number: F99L/R15/32-37/40/41	(19) (63)	81.41722.6057 81.41722.6075 85.41722.6006 85.41722.6012
					300 015 	Fahrerhausseriennummer / Driver Cab Serial Number: F99L/R15/32-37/40/41 Luftfeder: Beinhaltet Stoßdämpfer und Luftfederbalg / Pneumatic spring: contains shock absorber and air suspension bellow	(19) (63)				

Achtung: Unsere Artikel sind nur als Ersatz für die angegebenen OE-Nummern gültig. In der Spalte "Ref." ist lediglich ein Teil der OE-Nummern aufgeführt. Die vollständige Auflistung aller Vergleichsnummern finden Sie im Anhang.
Attention: The articles are only valid as replacement for the listed OE-numbers. In the column "Ref." only a selection of OE-No. is given. The complete listing you can see in the appendix. (151)

		Baumuster Model						Ref.
--	---	--------------------	---	---	---	---	---	------

MAN




























TGA		03.00 -							
18.480 FC, FLC, FLLC, FLLW, FLLRW, FLLRC 18.480 FK, FLK, FK-L 18.530 FC, FLC, FLLC, FLLC/N, FLLW, FLLRC, FLLRW	09.02 -	H05		○ ○	290 977 =*	Fahrerhausseriennummer / Driver Cab Serial Number: F99L/R15	(19)	85.41722.6010	
	09.02 -				290 975 =HD	Schraubenfeder / Coil Spring	(97)		
	09.02 -				300 013 =☐* CALM	Fahrerhausseriennummer / Driver Cab Serial Number: F99L/R15/32-37/40/41	(19)		81.41722.6053
						Luftfeder: Beinhaltet Stoßdämpfer und Luftfederbalg / Pneumatic spring: contains shock absorber and air suspension bellow	(63)		81.41722.6054 81.41722.6066 81.41722.6067
				○ ○	290 978 =*	Fahrerhausseriennummer / Driver Cab Serial Number: F99L/R15	(19)	85.41722.6011	
					290 976 =HD	Schraubenfeder / Coil Spring	(97)		
			○ ○	313 080 =☐* *	Fahrerhausseriennummer / Driver Cab Serial Number: F99L/R15/32-37/40/41	(19)	81.41722.6056		
					313 184 =☐* *	Fahrerhausseriennummer / Driver Cab Serial Number: F99L/R15/32-37/40/41	(19)	81.41722.6058 85.41722.6013 85.41722.6024	
18.480 FHLS, FHLS/M 33.350, 33.360 FDS, FDLS, FDS/M, FDRS 33.390, 33.400 FDS, FDLS, FDLRS, FDRS, FDS/M 33.430, 33.440 FDS, FDLS, FDRS, FDLRS, FDS/M 33.480 FDS, FDRS, FDLS, FDS/M 33.530 FDS, FDLS, FDLS/M, FDRS, FDLRS	04.06 -	HV2 H22 H66 HW2 HW8 H29 H30 H26 H25 HW9		○ ○	290 977 =*	Schraubenfeder / Coil Spring	(97)	85.41722.6010	
	05.04 -				290 975 =HD	Fahrerhausseriennummer / Driver Cab Serial Number: F99L/R15	(19)		
	05.04 -				300 013 =☐* CALM	Schraubenfeder / Coil Spring	(97)		85.41722.6017
	05.04 -					Fahrerhausseriennummer / Driver Cab Serial Number: F99L/R15	(19)		
	01.06 -		○ ○	313 183 =☐* *	Fahrerhausseriennummer / Driver Cab Serial Number: F99L/R15/32-37/40/41	(19)	81.41722.6053		
	07.03 -				313 184 =☐* *	Fahrerhausseriennummer / Driver Cab Serial Number: F99L/R15/32-37/40/41	(19)	81.41722.6054 81.41722.6066 81.41722.6067	
				○ ○	290 978 =*	Schraubenfeder / Coil Spring	(97)	85.41722.6011	
					290 976 =HD	Fahrerhausseriennummer / Driver Cab Serial Number: F99L/R15	(19)		
	○ ○	300 015 =☐* CALM	Fahrerhausseriennummer / Driver Cab Serial Number: F99L/R15/32-37/40/41	(19)	81.41722.6055				
			Luftfeder: Beinhaltet Stoßdämpfer und Luftfederbalg / Pneumatic spring: contains shock absorber and air suspension bellow	(63)					

Achtung: Unsere Artikel sind nur als Ersatz für die angegebenen OE-Nummern gültig. In der Spalte "Ref." ist lediglich ein Teil der OE-Nummern aufgeführt. Die vollständige Auflistung aller Vergleichsnummern finden Sie im Anhang.

Attention: The articles are only valid as replacement for the listed OE-numbers. In the column "Ref." only a selection of OE-No. is given. The complete listing you can see in the appendix. (151)

		Baumuster Model						Ref.
--	---	--------------------	---	---	---	---	---	------
























MAN

TGA		03.00 -							
18.480 FLS, FLLS, FLLS/N, FLS-TS, FLRS-WW	09.02 -	H01				313 181  *	->01.2003 Luftfeder: Beinhaltet Stoßdämpfer und Luftfederbalg / Pneumatic spring: contains shock absorber and air suspension bellow	(63)	81.41722.6077 85.41722.6014 85.41722.6022
						300 013  * 	02.2003-> Luftfeder: Beinhaltet Stoßdämpfer und Luftfederbalg / Pneumatic spring: contains shock absorber and air suspension bellow	(63)	81.41722.6053 81.41722.6054 81.41722.6066 81.41722.6067
						290 975 =			85.41722.6017
						290 977 =*			85.41722.6010
						313 183 =*	->01.2003		81.41722.6057 81.41722.6075 85.41722.6006 85.41722.6012
						313 183  * 	02.2003->		81.41722.6057 81.41722.6075 85.41722.6006 85.41722.6012
						300 015  * 	02.2003-> Luftfeder: Beinhaltet Stoßdämpfer und Luftfederbalg / Pneumatic spring: contains shock absorber and air suspension bellow	(63)	81.41722.6055
						290 976 =			81.41722.6059 85.41722.6019
						290 978 =*			85.41722.6011

Achtung: Unsere Artikel sind nur als Ersatz für die angegebenen OE-Nummern gültig. In der Spalte "Ref." ist lediglich ein Teil der OE-Nummern aufgeführt. Die vollständige Auflistung aller Vergleichsnummern finden Sie im Anhang.
 Attention: The articles are only valid as replacement for the listed OE-numbers. In the column "Ref." only a selection of OE-No. is given. The complete listing you can see in the appendix. (151)

		Baumuster Model						Ref.
--	---	--------------------	---	---	---	---	---	------














MAN

TGA		03.00 -							
18.480 FLS, FLLS, FLLS/N, FLS-TS, FLRS-WW	09.02 -	H05		    	313 181  * ->01.2003 Fahrerhausseriennummer / Driver Cab Serial Number: F99L/R15/40/41 Luftfeder: Beinhaltet Stoßdämpfer und Luftfederbalg / Pneumatic spring: contains shock absorber and air suspension bellow	(19) (63)	81.41722.6077 85.41722.6014 85.41722.6022		
					300 013  *  01.2003-> Fahrerhausseriennummer / Driver Cab Serial Number: F99L/R15/40/41 Fahrerhausseriennummer / Driver Cab Serial Number: F99L/R32-37 Luftfeder: Beinhaltet Stoßdämpfer und Luftfederbalg / Pneumatic spring: contains shock absorber and air suspension bellow	(19) (19) (63)	81.41722.6053 81.41722.6054 81.41722.6066 81.41722.6067		
					290 977  * Fahrerhausseriennummer / Driver Cab Serial Number: F99L/R15 Schraubenfeder / Coil Spring	(19) (97)	85.41722.6010		
					290 975  HD Fahrerhausseriennummer / Driver Cab Serial Number: F99L/R15 Schraubenfeder / Coil Spring	(19) (97)	85.41722.6017		
					313 181  * Fahrerhausseriennummer / Driver Cab Serial Number: F99L/R32-37 Luftfeder: Beinhaltet Stoßdämpfer und Luftfederbalg / Pneumatic spring: contains shock absorber and air suspension bellow	(19) (63)	81.41722.6077 85.41722.6014 85.41722.6022		
						   	313 183  * ->01.2003 Fahrerhausseriennummer / Driver Cab Serial Number: F99L/R15/32-37/40/41	(19)	81.41722.6057 81.41722.6075 85.41722.6006 85.41722.6012
							313 183  * 01.2003-> Fahrerhausseriennummer / Driver Cab Serial Number: F99L/R15/32-37/40/41	(19)	81.41722.6057 81.41722.6075 85.41722.6006 85.41722.6012
							300 015  *  01.2003-> Fahrerhausseriennummer / Driver Cab Serial Number: F99L/R15/32-37/40/41 Luftfeder: Beinhaltet Stoßdämpfer und Luftfederbalg / Pneumatic spring: contains shock absorber and air suspension bellow	(19) (63)	81.41722.6055
							290 978  * Fahrerhausseriennummer / Driver Cab Serial Number: F99L/R15 Schraubenfeder / Coil Spring	(19) (97)	85.41722.6011
							290 976  HD Fahrerhausseriennummer / Driver Cab Serial Number: F99L/R15 Schraubenfeder / Coil Spring	(19) (97)	81.41722.6059 85.41722.6019

Achtung: Unsere Artikel sind nur als Ersatz für die angegebenen OE-Nummern gültig. In der Spalte "Ref." ist lediglich ein Teil der OE-Nummern aufgeführt. Die vollständige Auflistung aller Vergleichsnummern finden Sie im Anhang.
 Attention: The articles are only valid as replacement for the listed OE-numbers. In the column "Ref." only a selection of OE-No. is given. The complete listing you can see in the appendix. (151)

		Baumuster Model						Ref.
--	---	--------------------	---	---	---	---	---	------
















MAN

TGA		03.00 -								
18.480 FLS, FLLS, FLLS/N, FLS-TS, FLRS-WW	09.02 -	H12			313 181 	->01.2003 Fahrerhausseriennummer / Driver Cab Serial Number: F99L/R15/40/41 Fahrerhausseriennummer / Driver Cab Serial Number: F99L/R32-37 Luftfeder: Beinhaltet Stoßdämpfer und Luftfederbalg / Pneumatic spring: contains shock absorber and air suspension bellow	(19) (19) (63)	81.41722.6077 85.41722.6014 85.41722.6022		
					300 013 	01.2003-> Fahrerhausseriennummer / Driver Cab Serial Number: F99L/R15/40/41 Fahrerhausseriennummer / Driver Cab Serial Number: F99L/R32-37 Luftfeder: Beinhaltet Stoßdämpfer und Luftfederbalg / Pneumatic spring: contains shock absorber and air suspension bellow	(19) (19) (63)	81.41722.6053 81.41722.6054 81.41722.6066 81.41722.6067		
					290 977 	Fahrerhausseriennummer / Driver Cab Serial Number: F99L/R15 Schraubenfeder / Coil Spring	(19) (97)	85.41722.6010		
					290 975 	Fahrerhausseriennummer / Driver Cab Serial Number: F99L/R15 Schraubenfeder / Coil Spring	(19) (97)	85.41722.6017		
							313 183 	->01.2003 Fahrerhausseriennummer / Driver Cab Serial Number: F99L/R15/32-37/40/41	(19)	81.41722.6057 81.41722.6075 85.41722.6006 85.41722.6012
							313 183 	01.2003-> Fahrerhausseriennummer / Driver Cab Serial Number: F99L/R15/32-37/40/41	(19)	81.41722.6057 81.41722.6075 85.41722.6006 85.41722.6012
	300 015 	01.2003-> Fahrerhausseriennummer / Driver Cab Serial Number: F99L/R15/32-37/40/41 Luftfeder: Beinhaltet Stoßdämpfer und Luftfederbalg / Pneumatic spring: contains shock absorber and air suspension bellow	(19) (63)	81.41722.6055						
	290 978 	Fahrerhausseriennummer / Driver Cab Serial Number: F99L/R15 Schraubenfeder / Coil Spring	(19) (97)	85.41722.6011						
	290 976 	Fahrerhausseriennummer / Driver Cab Serial Number: F99L/R15 Schraubenfeder / Coil Spring	(19) (97)	81.41722.6059 85.41722.6019						

Achtung: Unsere Artikel sind nur als Ersatz für die angegebenen OE-Nummern gültig. In der Spalte "Ref." ist lediglich ein Teil der OE-Nummern aufgeführt. Die vollständige Auflistung aller Vergleichsnummern finden Sie im Anhang.
Attention: The articles are only valid as replacement for the listed OE-numbers. In the column "Ref." only a selection of OE-No. is given. The complete listing you can see in the appendix. (151)

		Baumuster Model						Ref.
--	---	--------------------	---	---	---	---	---	------






















MAN

TGA		03.00 -								
18.510 FLS, FLLS, FLLS/N, FLRS, FLLRS	04.00 -	H05		○ ○	313 181 	->01.2003 Fahrerhausseriennummer / Driver Cab Serial Number: F99L/R15/40/41 Luftfeder: Beinhaltet Stoßdämpfer und Luftfederbalg / Pneumatic spring: contains shock absorber and air suspension bellow	(19) (63)	81.41722.6077 85.41722.6014 85.41722.6022		
					313 182 	->03.2001 Fahrerhausseriennummer / Driver Cab Serial Number: F99L/R32-37	(19)	81.41722.6078 85.41722.6015 85.41722.6023		
					300 013  	01.2003-> Fahrerhausseriennummer / Driver Cab Serial Number: F99L/R15/40/41 Fahrerhausseriennummer / Driver Cab Serial Number: F99L/R32-37 Luftfeder: Beinhaltet Stoßdämpfer und Luftfederbalg / Pneumatic spring: contains shock absorber and air suspension bellow	(19) (19) (63)	81.41722.6053 81.41722.6054 81.41722.6066 81.41722.6067		
					313 181 	03.2001-> Fahrerhausseriennummer / Driver Cab Serial Number: F99L/R32-37 Luftfeder: Beinhaltet Stoßdämpfer und Luftfederbalg / Pneumatic spring: contains shock absorber and air suspension bellow	(19) (63)	81.41722.6077 85.41722.6014 85.41722.6022		
					290 977 	Fahrerhausseriennummer / Driver Cab Serial Number: F99L/R15 Schraubenfeder / Coil Spring	(19) (97)	85.41722.6010		
					290 975 	Fahrerhausseriennummer / Driver Cab Serial Number: F99L/R15 Schraubenfeder / Coil Spring	(19) (97)	85.41722.6017		
						○ ○	313 183 	->01.2003 Fahrerhausseriennummer / Driver Cab Serial Number: F99L/R15/32-37/40/41	(19)	81.41722.6057 81.41722.6075 85.41722.6006 85.41722.6012
							313 183  *	01.2003-> Fahrerhausseriennummer / Driver Cab Serial Number: F99L/R15/32-37/40/41	(19)	81.41722.6057 81.41722.6075 85.41722.6006 85.41722.6012
							300 015  * 	01.2003-> Fahrerhausseriennummer / Driver Cab Serial Number: F99L/R15/32-37/40/41 Luftfeder: Beinhaltet Stoßdämpfer und Luftfederbalg / Pneumatic spring: contains shock absorber and air suspension bellow	(19) (63)	81.41722.6055
							290 978 	Fahrerhausseriennummer / Driver Cab Serial Number: F99L/R15 Schraubenfeder / Coil Spring	(19) (97)	85.41722.6011
							290 976 	Fahrerhausseriennummer / Driver Cab Serial Number: F99L/R15 Schraubenfeder / Coil Spring	(19) (97)	81.41722.6059 85.41722.6019

Achtung: Unsere Artikel sind nur als Ersatz für die angegebenen OE-Nummern gültig. In der Spalte "Ref." ist lediglich ein Teil der OE-Nummern aufgeführt. Die vollständige Auflistung aller Vergleichsnummern finden Sie im Anhang.
Attention: The articles are only valid as replacement for the listed OE-numbers. In the column "Ref." only a selection of OE-No. is given. The complete listing you can see in the appendix. (151)

		Baumuster Model						Ref.
--	---	--------------------	---	---	---	---	---	------



























MAN

TGA		03.00 -							
18.510 FLS, FLLS, FLLS/N, FLRS, FLLRS	04.00 -	H12		     	313 181  * ->01.2003 Fahrerhausseriennummer / Driver Cab Serial Number: F99L/R15/40/41 Luftfeder: Beinhaltet Stoßdämpfer und Luftfederbalg / Pneumatic spring: contains shock absorber and air suspension bellow	(19) (63)	81.41722.6077 85.41722.6014 85.41722.6022		
					313 182  * ->03.2001 Fahrerhausseriennummer / Driver Cab Serial Number: F99L/R32-37	(19)	81.41722.6078 85.41722.6015 85.41722.6023		
					313 181  * 03.2001 - 01.2003 Fahrerhausseriennummer / Driver Cab Serial Number: F99L/R32-37 Luftfeder: Beinhaltet Stoßdämpfer und Luftfederbalg / Pneumatic spring: contains shock absorber and air suspension bellow	(19) (63)	81.41722.6077 85.41722.6014 85.41722.6022		
					300 013  *  01.2003-> Fahrerhausseriennummer / Driver Cab Serial Number: F99L/R15/40/41 Fahrerhausseriennummer / Driver Cab Serial Number: F99L/R32-37 Luftfeder: Beinhaltet Stoßdämpfer und Luftfederbalg / Pneumatic spring: contains shock absorber and air suspension bellow	(19) (19) (63)	81.41722.6053 81.41722.6054 81.41722.6066 81.41722.6067		
					290 977  * Fahrerhausseriennummer / Driver Cab Serial Number: F99L/R15 Schraubenfeder / Coil Spring	(19) (97)	85.41722.6010		
					290 975  HD Fahrerhausseriennummer / Driver Cab Serial Number: F99L/R15 Schraubenfeder / Coil Spring	(19) (97)	85.41722.6017		
					 313 183  * ->01.2003 Fahrerhausseriennummer / Driver Cab Serial Number: F99L/R15/32-37/40/41	(19)	81.41722.6057 81.41722.6075 85.41722.6006 85.41722.6012		
					313 183  * 01.2003-> Fahrerhausseriennummer / Driver Cab Serial Number: F99L/R15/32-37/40/41	(19)	81.41722.6057 81.41722.6075 85.41722.6006 85.41722.6012		
					300 015  *  01.2003-> Fahrerhausseriennummer / Driver Cab Serial Number: F99L/R15/32-37/40/41 Luftfeder: Beinhaltet Stoßdämpfer und Luftfederbalg / Pneumatic spring: contains shock absorber and air suspension bellow	(19) (63)	81.41722.6055		
					290 978  * Fahrerhausseriennummer / Driver Cab Serial Number: F99L/R15 Schraubenfeder / Coil Spring	(19) (97)	85.41722.6011		
					290 976  HD Fahrerhausseriennummer / Driver Cab Serial Number: F99L/R15 Schraubenfeder / Coil Spring	(19) (97)	81.41722.6059 85.41722.6019		

Achtung: Unsere Artikel sind nur als Ersatz für die angegebenen OE-Nummern gültig. In der Spalte "Ref." ist lediglich ein Teil der OE-Nummern aufgeführt. Die vollständige Auflistung aller Vergleichsnummern finden Sie im Anhang.
 Attention: The articles are only valid as replacement for the listed OE-numbers. In the column "Ref." only a selection of OE-No. is given. The complete listing you can see in the appendix. (151)

		Baumuster Model						Ref.
--	---	--------------------	---	---	---	---	---	------















MAN

TGA		03.00 -								
18.530 FLS, FLLS, FLLS/N	09.02 -	H05				313 181  *	->01.2003 Fahrerhausseriennummer / Driver Cab Serial Number: F99L/R15/40/41 Luftfeder: Beinhaltet Stoßdämpfer und Luftfederbalg / Pneumatic spring: contains shock absorber and air suspension bellow	(19) (63)	81.41722.6077 85.41722.6014 85.41722.6022	
						300 013  * 	01.2003-> Fahrerhausseriennummer / Driver Cab Serial Number: F99L/R15/40/41 Fahrerhausseriennummer / Driver Cab Serial Number: F99L/R32-37 Luftfeder: Beinhaltet Stoßdämpfer und Luftfederbalg / Pneumatic spring: contains shock absorber and air suspension bellow	(19) (19) (63)	81.41722.6053 81.41722.6054 81.41722.6066 81.41722.6067	
						290 977  *	Fahrerhausseriennummer / Driver Cab Serial Number: F99L/R15 Schraubenfeder / Coil Spring	(19) (97)	85.41722.6010	
						290 975  HD	Fahrerhausseriennummer / Driver Cab Serial Number: F99L/R15 Schraubenfeder / Coil Spring	(19) (97)	85.41722.6017	
							313 181  *	Fahrerhausseriennummer / Driver Cab Serial Number: F99L/R32-37 Luftfeder: Beinhaltet Stoßdämpfer und Luftfederbalg / Pneumatic spring: contains shock absorber and air suspension bellow	(19) (63)	81.41722.6077 85.41722.6014 85.41722.6022
							313 183  *	->01.2003 Fahrerhausseriennummer / Driver Cab Serial Number: F99L/R15/32-37/40/41	(19)	81.41722.6057 81.41722.6075 85.41722.6006 85.41722.6012
							313 183  * *	01.2003-> Fahrerhausseriennummer / Driver Cab Serial Number: F99L/R15/32-37/40/41	(19)	81.41722.6057 81.41722.6075 85.41722.6006 85.41722.6012
				300 015  * 		01.2003-> Fahrerhausseriennummer / Driver Cab Serial Number: F99L/R15/32-37/40/41 Luftfeder: Beinhaltet Stoßdämpfer und Luftfederbalg / Pneumatic spring: contains shock absorber and air suspension bellow	(19) (63)	81.41722.6055		
				290 978  *		Fahrerhausseriennummer / Driver Cab Serial Number: F99L/R15 Schraubenfeder / Coil Spring	(19) (97)	85.41722.6011		
				290 976  HD		Fahrerhausseriennummer / Driver Cab Serial Number: F99L/R15 Schraubenfeder / Coil Spring	(19) (97)	81.41722.6059 85.41722.6019		

Achtung: Unsere Artikel sind nur als Ersatz für die angegebenen OE-Nummern gültig. In der Spalte "Ref." ist lediglich ein Teil der OE-Nummern aufgeführt. Die vollständige Auflistung aller Vergleichsnummern finden Sie im Anhang.
Attention: The articles are only valid as replacement for the listed OE-numbers. In the column "Ref." only a selection of OE-No. is given. The complete listing you can see in the appendix. (151)

		Baumuster Model						Ref.
--	---	--------------------	---	---	---	---	---	------



































































MAN

TGA		03.00 -						
18.530 FLS, FLLS, FLLS/N	09.02 -	H12			313 181 	->01.2003 Fahrerhausseriennummer / Driver Cab Serial Number: F99L/R15/40/41 (19) Fahrerhausseriennummer / Driver Cab Serial Number: F99L/R32-37 (19) Luftfeder: Beinhaltet Stoßdämpfer und Luftfederbalg / Pneumatic spring: contains shock absorber and air suspension bellow (63)	81.41722.6077 85.41722.6014 85.41722.6022	
					300 013 	01.2003-> Fahrerhausseriennummer / Driver Cab Serial Number: F99L/R15/40/41 (19) Fahrerhausseriennummer / Driver Cab Serial Number: F99L/R32-37 (19) Luftfeder: Beinhaltet Stoßdämpfer und Luftfederbalg / Pneumatic spring: contains shock absorber and air suspension bellow (63)	81.41722.6053 81.41722.6054 81.41722.6066 81.41722.6067	
					290 977 	Fahrerhausseriennummer / Driver Cab Serial Number: F99L/R15 Schraubenfeder / Coil Spring (97)	85.41722.6010	
					290 975 	Fahrerhausseriennummer / Driver Cab Serial Number: F99L/R15 Schraubenfeder / Coil Spring (97)	85.41722.6017	
					313 183 	->01.2003 Fahrerhausseriennummer / Driver Cab Serial Number: F99L/R15/32-37/40/41 (19)	81.41722.6057 81.41722.6075 85.41722.6006 85.41722.6012	
					313 183 	01.2003-> Fahrerhausseriennummer / Driver Cab Serial Number: F99L/R15/32-37/40/41 (19)	81.41722.6057 81.41722.6075 85.41722.6006 85.41722.6012	
				300 015 	01.2003-> Fahrerhausseriennummer / Driver Cab Serial Number: F99L/R15/32-37/40/41 (19) Luftfeder: Beinhaltet Stoßdämpfer und Luftfederbalg / Pneumatic spring: contains shock absorber and air suspension bellow (63)	81.41722.6055		
				290 978 	Fahrerhausseriennummer / Driver Cab Serial Number: F99L/R15 Schraubenfeder / Coil Spring (97)	85.41722.6011		
				290 976 	Fahrerhausseriennummer / Driver Cab Serial Number: F99L/R15 Schraubenfeder / Coil Spring (97)	81.41722.6059 85.41722.6019		

Achtung: Unsere Artikel sind nur als Ersatz für die angegebenen OE-Nummern gültig. In der Spalte "Ref." ist lediglich ein Teil der OE-Nummern aufgeführt. Die vollständige Auflistung aller Vergleichsnummern finden Sie im Anhang.
Attention: The articles are only valid as replacement for the listed OE-numbers. In the column "Ref." only a selection of OE-No. is given. The complete listing you can see in the appendix. (151)

		Baumuster Model						Ref.
--	---	--------------------	---	---	---	---	---	------

MAN










TGA		03.00 -								
26.310 FDC, FDLC, FDRC, FDLC/M, FDLRC 26.360 FDC, FDLC, FDLC/M, FDRC, FDLRC-WW 26.410 FDC, FDLC, FDLC/M, FDLC-WW; FDRC-WW, FDLRC-WW 26.410 FDK, FDRK, FDLK, FDLRK 26.460 FDC, FDLC, FDLC/M, FDLC-WW, FDRC, FDLRC-WW 26.460 FDK, FDLK, FDLRK	01.01 -	H29				313 182  *	->08.2002 Fahrerhausseriennummer / Driver Cab Serial Number: F99L/R15/32-37/40/41	(19)	81.41722.6078 85.41722.6015 85.41722.6023	
	01.01 -					300 013  * 	08.2002-> Fahrerhausseriennummer / Driver Cab Serial Number: F99L/R15/32-37/40/41 Luftfeder: Beinhaltet Stoßdämpfer und Luftfederbalg / Pneumatic spring: contains shock absorber and air suspension bellow	(19) (63)	81.41722.6053 81.41722.6054 81.41722.6066 81.41722.6067	
	01.01 -					290 977  *	Schraubenfeder / Coil Spring Fahrerhausseriennummer / Driver Cab Serial Number: F99L/R15	(97) (19)	85.41722.6010	
	09.01 -					290 975  HD	Schraubenfeder / Coil Spring Fahrerhausseriennummer / Driver Cab Serial Number: F99L/R15	(97) (19)	85.41722.6017	
	01.01 -						313 184  * 	->08.2002 Fahrerhausseriennummer / Driver Cab Serial Number: F99L/R15/32-37/40/41	(19)	81.41722.6058 85.41722.6013 85.41722.6024
							313 080  * 	08.2002-> Fahrerhausseriennummer / Driver Cab Serial Number: F99L/R15/32-37/40/41	(19)	81.41722.6056 81.41722.6074
							313 184  * 	08.2002-> Fahrerhausseriennummer / Driver Cab Serial Number: F99L/R15/32-37/40/41	(19)	81.41722.6058 85.41722.6013 85.41722.6024
							290 978  *	Schraubenfeder / Coil Spring Fahrerhausseriennummer / Driver Cab Serial Number: F99L/R15	(97) (19)	85.41722.6011
							290 976  HD	Schraubenfeder / Coil Spring Fahrerhausseriennummer / Driver Cab Serial Number: F99L/R15	(97) (19)	81.41722.6059 85.41722.6019
	26.310 FDK, FDLK, FDRK 26.360 FDK, FDLK, FDRK, FDLRK 26.480 FDC, FDLC, FDRC, FDLC/M, FDLRC-WW			09.02 -	H29				290 977  *	Schraubenfeder / Coil Spring Fahrerhausseriennummer / Driver Cab Serial Number: F99L/R15
09.02 -				290 975  HD			Schraubenfeder / Coil Spring Fahrerhausseriennummer / Driver Cab Serial Number: F99L/R15	(97) (19)	85.41722.6017	
09.02 -				300 013  * 			Fahrerhausseriennummer / Driver Cab Serial Number: F99L/R15/32-37/40/41 Luftfeder: Beinhaltet Stoßdämpfer und Luftfederbalg / Pneumatic spring: contains shock absorber and air suspension bellow	(19) (63)	81.41722.6053 81.41722.6054 81.41722.6066 81.41722.6067	
							290 978  *	Schraubenfeder / Coil Spring Fahrerhausseriennummer / Driver Cab Serial Number: F99L/R15	(97) (19)	85.41722.6011
							290 976  HD	Schraubenfeder / Coil Spring Fahrerhausseriennummer / Driver Cab Serial Number: F99L/R15	(97) (19)	81.41722.6059 85.41722.6019
							313 080  * 	Fahrerhausseriennummer / Driver Cab Serial Number: F99L/R15/32-37/40/41	(19)	81.41722.6056 81.41722.6074
							313 184  * 	Fahrerhausseriennummer / Driver Cab Serial Number: F99L/R15/32-37/40/41	(19)	81.41722.6058 85.41722.6013 85.41722.6024

Achtung: Unsere Artikel sind nur als Ersatz für die angegebenen OE-Nummern gültig. In der Spalte "Ref." ist lediglich ein Teil der OE-Nummern aufgeführt. Die vollständige Auflistung aller Vergleichsnummern finden Sie im Anhang.

Attention: The articles are only valid as replacement for the listed OE-numbers. In the column "Ref." only a selection of OE-No. is given. The complete listing you can see in the appendix. (151)

		Baumuster Model						Ref.
--	---	--------------------	---	---	---	---	---	------

MAN


















TGA		03.00 -								
26.310 FPLS, FVLS, FNLS, FNLLS, FPLRS, FNLRS, FVLRS 26.360 FDS, FDLS, FNLS, FNLLS, FPLS, FPLRS, FVLS, FVLRS 26.410 FPLS, FPLRS, FVLS, FNLS, FNLLS 26.460 FPLS, FPLRS, FVLS, FVLRS, FNLS, FNLLS, FNLRS 26.510 FNLS, FNLLS, FNLRS, FPLS, FVLS	12.00 -	H17			313 182 =*	->03.2001 Fahrerhausseriennummer / Driver Cab Serial Number: F99L32-37 (19)	81.41722.6078			
	12.00 -					Fahrerhausseriennummer / Driver Cab Serial Number: F99R32-37 (19)	85.41722.6015			
	12.00 -					->07.2002 Fahrerhausseriennummer / Driver Cab Serial Number: F99L15, F99R15 (19)	85.41722.6023			
	12.00 -					04.2001 - 01.2003 Fahrerhausseriennummer / Driver Cab Serial Number: F99L32-37,40,41 (19)	81.41722.6077			
	12.00 -					Fahrerhausseriennummer / Driver Cab Serial Number: F99R32-37,40,41 (19)	85.41722.6014			
	12.00 -					Luftfeder: Beinhaltet Stoßdämpfer und Luftfederbalg / Pneumatic spring: contains shock absorber and air suspension bellow (63)	85.41722.6022			
						300 013 =* 	02.2003-> Fahrerhausseriennummer / Driver Cab Serial Number: F99L32-37,40,41 (19)	81.41722.6053		
							Fahrerhausseriennummer / Driver Cab Serial Number: F99R32-37,40,41 (19)	81.41722.6054		
							Luftfeder: Beinhaltet Stoßdämpfer und Luftfederbalg / Pneumatic spring: contains shock absorber and air suspension bellow (63)	81.41722.6066		
								81.41722.6067		
						290 977 =*	Fahrerhausseriennummer / Driver Cab Serial Number: F99L15, F99R15 (19)	85.41722.6010		
						290 975 =HD	Fahrerhausseriennummer / Driver Cab Serial Number: F99L15, F99R15 (19)	85.41722.6017		
								313 183 =*	->01.2003 Fahrerhausseriennummer / Driver Cab Serial Number: F99L32-37,40,41 (19)	81.41722.6057
								Fahrerhausseriennummer / Driver Cab Serial Number: F99R32-37,40,41 (19)	81.41722.6075	
								Fahrerhausseriennummer / Driver Cab Serial Number: F99R32-37,40,41 (19)	85.41722.6006	
		85.41722.6012								
	313 184 =*	->07.2002 Fahrerhausseriennummer / Driver Cab Serial Number: F99L15, F99R15 (19)	81.41722.6058							
		85.41722.6013								
		85.41722.6024								
	313 183 =* 	02.2003-> Fahrerhausseriennummer / Driver Cab Serial Number: F99L32-37,40,41 (19)	81.41722.6057							
		Fahrerhausseriennummer / Driver Cab Serial Number: F99R32-37,40,41 (19)	81.41722.6075							
		Fahrerhausseriennummer / Driver Cab Serial Number: F99R32-37,40,41 (19)	85.41722.6006							
			85.41722.6012							
	300 015 =* 	02.2003-> Fahrerhausseriennummer / Driver Cab Serial Number: F99L32-37,40,41 (19)	81.41722.6055							
		Fahrerhausseriennummer / Driver Cab Serial Number: F99R32-37,40,41 (19)								
		Luftfeder: Beinhaltet Stoßdämpfer und Luftfederbalg / Pneumatic spring: contains shock absorber and air suspension bellow (63)								
	313 080 =* 	08.2002-> Fahrerhausseriennummer / Driver Cab Serial Number: F99L15, F99R15 (19)	81.41722.6056							
			81.41722.6074							
	313 184 =* 	08.2002-> Fahrerhausseriennummer / Driver Cab Serial Number: F99L15, F99R15 (19)	81.41722.6058							
			85.41722.6013							
			85.41722.6024							
	290 978 =*	Fahrerhausseriennummer / Driver Cab Serial Number: F99L15, F99R15 (19)	85.41722.6011							
	290 976 =HD	Fahrerhausseriennummer / Driver Cab Serial Number: F99L15, F99R15 (19)	81.41722.6059							
			85.41722.6019							

Achtung: Unsere Artikel sind nur als Ersatz für die angegebenen OE-Nummern gültig. In der Spalte "Ref." ist lediglich ein Teil der OE-Nummern aufgeführt. Die vollständige Auflistung aller Vergleichsnummern finden Sie im Anhang.








Attention: The articles are only valid as replacement for the listed OE-numbers. In the column "Ref." only a selection of OE-No. is given. The complete listing you can see in the appendix. (151)

		Baumuster Model						Ref.
--	---	--------------------	---	---	---	---	---	------






















MAN

TGA		03.00 -						
26.310 FPLS, FVLS, FNLS, FNLLS, FPLRS, FNLRS, FVLRS 26.360 FDS, FDLS, FNLS, FNLLS, FPLS, FPLRS, FVLS, FVLRS 26.410 FPLS, FPLRS, FVLS, FNLS, FNLLS 26.460 FPLS, FPLRS, FVLS, FVLRS, FNLS, FNLLS, FNLRS 26.510 FNLS, FNLLS, FNLRS, FPLS, FVLS	12.00 -	H23		 	313 181  *	->01.2003 Fahrerhausseriennummer / Driver Cab Serial Number: F99L/R15/40/41 Luftfeder: Beinhaltet Stoßdämpfer und Luftfederbalg / Pneumatic spring: contains shock absorber and air suspension bellow	(19) (63)	81.41722.6077 85.41722.6014 85.41722.6022
	12.00 -				313 182  *	->03.2001 Fahrerhausseriennummer / Driver Cab Serial Number: F99L/R32-37	(19)	81.41722.6078 85.41722.6015 85.41722.6023
	12.00 -				313 181  *	03.2001 - 01.2003 Fahrerhausseriennummer / Driver Cab Serial Number: F99L/R32-37 Luftfeder: Beinhaltet Stoßdämpfer und Luftfederbalg / Pneumatic spring: contains shock absorber and air suspension bellow	(19) (63)	81.41722.6077 85.41722.6014 85.41722.6022
	12.00 -				300 013  * 	01.2003-> Fahrerhausseriennummer / Driver Cab Serial Number: F99L/R15/40/41 Fahrerhausseriennummer / Driver Cab Serial Number: F99L/R32-37 Luftfeder: Beinhaltet Stoßdämpfer und Luftfederbalg / Pneumatic spring: contains shock absorber and air suspension bellow	(19) (19) (63)	81.41722.6053 81.41722.6054 81.41722.6066 81.41722.6067
					290 977  *	Fahrerhausseriennummer / Driver Cab Serial Number: F99L/R15 Schraubenfeder / Coil Spring	(19) (97)	85.41722.6010
					290 975  HD	Fahrerhausseriennummer / Driver Cab Serial Number: F99L/R15 Schraubenfeder / Coil Spring	(19) (97)	85.41722.6017
					313 183  *	->01.2003 Fahrerhausseriennummer / Driver Cab Serial Number: F99L/R15/32-37/40/41	(19)	81.41722.6057 81.41722.6075 85.41722.6006 85.41722.6012
					313 183  * 	01.2003-> Fahrerhausseriennummer / Driver Cab Serial Number: F99L/R15/32-37/40/41	(19)	81.41722.6057 81.41722.6075 85.41722.6006 85.41722.6012
					300 015  * 	01.2003-> Fahrerhausseriennummer / Driver Cab Serial Number: F99L/R15/32-37/40/41 Luftfeder: Beinhaltet Stoßdämpfer und Luftfederbalg / Pneumatic spring: contains shock absorber and air suspension bellow	(19) (63)	81.41722.6055
					290 978  *	Fahrerhausseriennummer / Driver Cab Serial Number: F99L/R15 Schraubenfeder / Coil Spring	(19) (97)	85.41722.6011
					290 976  HD	Fahrerhausseriennummer / Driver Cab Serial Number: F99L/R15 Schraubenfeder / Coil Spring	(19) (97)	81.41722.6059 85.41722.6019

Achtung: Unsere Artikel sind nur als Ersatz für die angegebenen OE-Nummern gültig. In der Spalte "Ref." ist lediglich ein Teil der OE-Nummern aufgeführt. Die vollständige Auflistung aller Vergleichsnummern finden Sie im Anhang.
 Attention: The articles are only valid as replacement for the listed OE-numbers. In the column "Ref." only a selection of OE-No. is given. The complete listing you can see in the appendix. (151)

		Baumuster Model						Ref.
--	--	--------------------	---	---	---	--	---	------









MAN

TGA		03.00 -										
26.310 FVL-KO 26.360 FVL-KO 26.410 FVL-KO 26.460 FVLC 26.460 FVL-KO 26.510 FDC, FDC/M, FDRC, FDLC, FDLC/M, FDLRC 26.530 FDC, FDLC, FDC/M, FDLRC	12.00 -	H23 H29 H25			313 182  *	-> 08.2002 Fahrerhausseriennummer / Driver Cab Serial Number: F99L/R15/32-37/40/41	(19)	81.41722.6078 85.41722.6015 85.41722.6023				
	12.00 -					300 013  * 	08.2002-> Fahrerhausseriennummer / Driver Cab Serial Number: F99L/R15/32-37/40/41 Luftfeder: Beinhaltet Stoßdämpfer und Luftfederbalg / Pneumatic spring: contains shock absorber and air suspension bellow	(19)	81.41722.6053 81.41722.6054 81.41722.6066 81.41722.6067			
	02.01 -					290 977  *	Fahrerhausseriennummer / Driver Cab Serial Number: F99L/R15 Schraubenfeder / Coil Spring	(19)	85.41722.6010			
	12.00 -					290 975  HD	Fahrerhausseriennummer / Driver Cab Serial Number: F99L/R15 Schraubenfeder / Coil Spring	(19)	85.41722.6017			
	01.01 -							313 184  *	-> 08.2002 Fahrerhausseriennummer / Driver Cab Serial Number: F99L/R15/32-37/40/41	(19)	81.41722.6058 85.41722.6013 85.41722.6024	
									313 080  * 	08.2002-> Fahrerhausseriennummer / Driver Cab Serial Number: F99L/R15/32-37/40/41	(19)	81.41722.6056 81.41722.6074
									313 184  * 	08.2002-> Fahrerhausseriennummer / Driver Cab Serial Number: F99L/R15/32-37/40/41	(19)	81.41722.6058 85.41722.6013 85.41722.6024
									290 978  *	Fahrerhausseriennummer / Driver Cab Serial Number: F99L/R15 Schraubenfeder / Coil Spring	(19)	85.41722.6011
									290 976  HD	Fahrerhausseriennummer / Driver Cab Serial Number: F99L/R15 Schraubenfeder / Coil Spring	(19)	81.41722.6059 85.41722.6019

Achtung: Unsere Artikel sind nur als Ersatz für die angegebenen OE-Nummern gültig. In der Spalte "Ref." ist lediglich ein Teil der OE-Nummern aufgeführt. Die vollständige Auflistung aller Vergleichsnummern finden Sie im Anhang.
 Attention: The articles are only valid as replacement for the listed OE-numbers. In the column "Ref." only a selection of OE-No. is given. The complete listing you can see in the appendix. (151)

		Baumuster Model						Ref.
--	---	--------------------	---	---	---	---	---	------























MAN

TGA		03.00 -								
26.310, 26.320 FDC, FDRC, FDC/M, FDRC/M, FDLC, FNHLC, FVHLC 26.350, 26.360 FDC, FDRC, FDC/M, FDRC/M, FDLC, FDLRC, FNHLC 26.390, 26.400 FDC, FDRC, FDLRC, FDRC/M, FDLC, FNHLC, FVHLC 26.430, 26.440 FDC, FDRC, FDLC, FDLRC, FDLRC/M, FNHLC, FVHLC 26.480 FDC, FDC/M, FDLC, FDLRC, FDRC, FNHLC, FVHLC, FDLRC-WW	05.04 -	H26		○ ○	290 977 =*	Schraubenfeder / Coil Spring Fahrerhausseriennummer / Driver Cab Serial Number: F99L/R15	(97) (19)	85.41722.6010		
	05.04 -				290 975 =HD	Schraubenfeder / Coil Spring Fahrerhausseriennummer / Driver Cab Serial Number: F99L/R15	(97) (19)	85.41722.6017		
	05.04 -				○ ○	300 013 =□* 	Fahrerhausseriennummer / Driver Cab Serial Number: F99L/R15/32-37/40/41	(19)	81.41722.6053	
	05.04 -						Luftfeder: Beinhaltet Stoßdämpfer und Luftfederbalg / Pneumatic spring: contains shock absorber and air suspension bellow	(63)	81.41722.6066 81.41722.6067	
	02.06 -					○ ○	290 978 =*	Schraubenfeder / Coil Spring Fahrerhausseriennummer / Driver Cab Serial Number: F99L/R15	(97) (19)	85.41722.6011
	02.06 -							290 976 =HD	Schraubenfeder / Coil Spring Fahrerhausseriennummer / Driver Cab Serial Number: F99L/R15	(97) (19)
			○ ○	313 080 =□* *			Fahrerhausseriennummer / Driver Cab Serial Number: F99L/R15/32-37/40/41	(19)	81.41722.6056 81.41722.6074	
							313 184 =□* *	Fahrerhausseriennummer / Driver Cab Serial Number: F99L/R15/32-37/40/41	(19)	81.41722.6058 85.41722.6013 85.41722.6024
				○ ○			290 977 =*	Schraubenfeder / Coil Spring Fahrerhausseriennummer / Driver Cab Serial Number: F99L/R15	(97) (19)	85.41722.6010
								290 975 =HD	Schraubenfeder / Coil Spring Fahrerhausseriennummer / Driver Cab Serial Number: F99L/R15	(97) (19)
				○ ○	300 013 =□* 	Fahrerhausseriennummer / Driver Cab Serial Number: F99L/R15/32-37/40/41	(19)	81.41722.6053		
						Luftfeder: Beinhaltet Stoßdämpfer und Luftfederbalg / Pneumatic spring: contains shock absorber and air suspension bellow	(63)	81.41722.6066 81.41722.6067		
	○ ○	290 978 =*			Schraubenfeder / Coil Spring Fahrerhausseriennummer / Driver Cab Serial Number: F99L/R15	(97) (19)	85.41722.6011			
					290 976 =HD	Schraubenfeder / Coil Spring Fahrerhausseriennummer / Driver Cab Serial Number: F99L/R15	(97) (19)	81.41722.6059 85.41722.6019		
		○ ○	313 080 =□* *	Fahrerhausseriennummer / Driver Cab Serial Number: F99L/R15/32-37/40/41	(19)	81.41722.6056 81.41722.6074				
				313 184 =□* *	Fahrerhausseriennummer / Driver Cab Serial Number: F99L/R15/32-37/40/41	(19)	81.41722.6058 85.41722.6013 85.41722.6024			
			○ ○	290 977 =*	Schraubenfeder / Coil Spring Fahrerhausseriennummer / Driver Cab Serial Number: F99L/R15	(97) (19)	85.41722.6010			
					290 975 =HD	Schraubenfeder / Coil Spring Fahrerhausseriennummer / Driver Cab Serial Number: F99L/R15	(97) (19)	85.41722.6017		
		○ ○	300 013 =□* 	Fahrerhausseriennummer / Driver Cab Serial Number: F99L/R15/32-37/40/41	(19)	81.41722.6053				
				Luftfeder: Beinhaltet Stoßdämpfer und Luftfederbalg / Pneumatic spring: contains shock absorber and air suspension bellow	(63)	81.41722.6066 81.41722.6067				
			○ ○	290 978 =*	Schraubenfeder / Coil Spring Fahrerhausseriennummer / Driver Cab Serial Number: F99L/R15	(97) (19)	85.41722.6011			
					290 976 =HD	Schraubenfeder / Coil Spring Fahrerhausseriennummer / Driver Cab Serial Number: F99L/R15	(97) (19)	81.41722.6059 85.41722.6019		
			○ ○	313 080 =□* *	Fahrerhausseriennummer / Driver Cab Serial Number: F99L/R15/32-37/40/41	(19)	81.41722.6056 81.41722.6074			
					313 184 =□* *	Fahrerhausseriennummer / Driver Cab Serial Number: F99L/R15/32-37/40/41	(19)	81.41722.6058 85.41722.6013 85.41722.6024		

Achtung: Unsere Artikel sind nur als Ersatz für die angegebenen OE-Nummern gültig. In der Spalte "Ref." ist lediglich ein Teil der OE-Nummern aufgeführt. Die vollständige Auflistung aller Vergleichsnummern finden Sie im Anhang.
Attention: The articles are only valid as replacement for the listed OE-numbers. In the column "Ref." only a selection of OE-No. is given. The complete listing you can see in the appendix. (151)

		Baumuster Model						Ref.
--	---	--------------------	---	---	---	---	---	------

MAN



















TGA		03.00 -							
26.310, 26.320 FDS, FDS/M, FDLS, FDRS, FDRS/M, FNHLS, FDLRS	05.04 -	H26			290 977 =*	Schraubenfeder / Coil Spring Fahrerhausseriennummer / Driver Cab Serial Number: F99L/R15	(97) (19)	85.41722.6010	
					290 975 =HD	Schraubenfeder / Coil Spring Fahrerhausseriennummer / Driver Cab Serial Number: F99L/R15	(97) (19)	85.41722.6017	
					300 013  *	Fahrerhausseriennummer / Driver Cab Serial Number: F99L/R15/32-37/40/41 Luftfeder: Beinhaltet Stoßdämpfer und Luftfederbalg / Pneumatic spring: contains shock absorber and air suspension bellow	(19) (63)	81.41722.6053 81.41722.6054 81.41722.6066 81.41722.6067	
					290 978 =*	Schraubenfeder / Coil Spring Fahrerhausseriennummer / Driver Cab Serial Number: F99L/R15	(97) (19)	85.41722.6011	
					290 976 =HD	Schraubenfeder / Coil Spring Fahrerhausseriennummer / Driver Cab Serial Number: F99L/R15	(97) (19)	81.41722.6059 85.41722.6019	
					313 183  *	Fahrerhausseriennummer / Driver Cab Serial Number: F99L/R15/32-37/40/41	(19)	81.41722.6057 81.41722.6075 85.41722.6006 85.41722.6012	
					300 015  *	Fahrerhausseriennummer / Driver Cab Serial Number: F99L/R15/32-37/40/41 Luftfeder: Beinhaltet Stoßdämpfer und Luftfederbalg / Pneumatic spring: contains shock absorber and air suspension bellow	(19) (63)	81.41722.6055	
					H30			290 977 =*	Schraubenfeder / Coil Spring Fahrerhausseriennummer / Driver Cab Serial Number: F99L/R15
			290 975 =HD	Schraubenfeder / Coil Spring Fahrerhausseriennummer / Driver Cab Serial Number: F99L/R15				(97) (19)	85.41722.6017
						300 013  *	Fahrerhausseriennummer / Driver Cab Serial Number: F99L/R15/32-37/40/41 Luftfeder: Beinhaltet Stoßdämpfer und Luftfederbalg / Pneumatic spring: contains shock absorber and air suspension bellow	(19) (63)	81.41722.6053 81.41722.6054 81.41722.6066 81.41722.6067
						290 978 =*	Schraubenfeder / Coil Spring Fahrerhausseriennummer / Driver Cab Serial Number: F99L/R15	(97) (19)	85.41722.6011
						290 976 =HD	Schraubenfeder / Coil Spring Fahrerhausseriennummer / Driver Cab Serial Number: F99L/R15	(97) (19)	81.41722.6059 85.41722.6019
						313 183  *	Fahrerhausseriennummer / Driver Cab Serial Number: F99L/R15/32-37/40/41	(19)	81.41722.6057 81.41722.6075 85.41722.6006 85.41722.6012
					300 015  *	Fahrerhausseriennummer / Driver Cab Serial Number: F99L/R15/32-37/40/41 Luftfeder: Beinhaltet Stoßdämpfer und Luftfederbalg / Pneumatic spring: contains shock absorber and air suspension bellow	(19) (63)	81.41722.6055	

Achtung: Unsere Artikel sind nur als Ersatz für die angegebenen OE-Nummern gültig. In der Spalte "Ref." ist lediglich ein Teil der OE-Nummern aufgeführt. Die vollständige Auflistung aller Vergleichsnummern finden Sie im Anhang.

Attention: The articles are only valid as replacement for the listed OE-numbers. In the column "Ref." only a selection of OE-No. is given. The complete listing you can see in the appendix. (151)

		Baumuster Model						Ref.
--	---	--------------------	---	---	---	---	---	------





MAN

TGA		03.00 -												
26.310, 26.320 FNLC, FNLLC, FNLR, FNLLRC, FNLLW 26.350, 26.360 FNLC, FNLLC, FNLLW, FNLR, FNLLRC 26.390, 26.400 FNLC, FNLLC, FNLLW, FNLR, FNLLRC 26.430, 26.440, FNLC, FNLLC, FNLLW, FNLR, FNLLRC, FVLC	05.04 -	H18				290 977 =*	Schraubenfeder / Coil Spring Fahrerhausseriennummer / Driver Cab Serial Number: F99L/R15	(97) (19)	85.41722.6010					
	05.04 -					290 975 =HD	Schraubenfeder / Coil Spring Fahrerhausseriennummer / Driver Cab Serial Number: F99L/R15	(97) (19)	85.41722.6017					
	05.04 -						300 013  *	Fahrerhausseriennummer / Driver Cab Serial Number: F99L/R15/32-37/40/41 Luftfeder: Beinhaltet Stoßdämpfer und Luftfederbalg / Pneumatic spring: contains shock absorber and air suspension bellow	(19) (63)	81.41722.6053 81.41722.6054 81.41722.6066 81.41722.6067				
	05.04 -							290 978 =*	Schraubenfeder / Coil Spring Fahrerhausseriennummer / Driver Cab Serial Number: F99L/R15	(97) (19)	85.41722.6011			
						290 976 =HD		Schraubenfeder / Coil Spring Fahrerhausseriennummer / Driver Cab Serial Number: F99L/R15	(97) (19)	81.41722.6059 85.41722.6019				
								313 080  *	Fahrerhausseriennummer / Driver Cab Serial Number: F99L/R15/32-37/40/41	(19)	81.41722.6056 81.41722.6074			
							313 184  *	Fahrerhausseriennummer / Driver Cab Serial Number: F99L/R15/32-37/40/41	(19)	81.41722.6058 85.41722.6013 85.41722.6024				
	26.310, 26.320 FNLS, FNLLS, FNLR, FNLLRS 26.350, 26.360 FNLS, FNLLS, FNLR, FNLLRS, FPLS, FPLRS 26.390, 26.400 FNLS, FNLLS, FNLR, FNLLRS, FPLS, FPLRS 26.430, 26.440, FNLS, FNLLS, FNLR, FNLLRS, FPLS, FPLRS 26.480 FNLS, FNLLS, FNLR, FNLLRS, FPLS, FVLS, FVLR					05.04 -	H18				290 977 =*	Schraubenfeder / Coil Spring Fahrerhausseriennummer / Driver Cab Serial Number: F99L/R15	(97) (19)	85.41722.6010
						05.04 -					290 975 =HD	Schraubenfeder / Coil Spring Fahrerhausseriennummer / Driver Cab Serial Number: F99L/R15	(97) (19)	85.41722.6017
						05.04 -						300 013  *	Fahrerhausseriennummer / Driver Cab Serial Number: F99L/R15/32-37/40/41 Luftfeder: Beinhaltet Stoßdämpfer und Luftfederbalg / Pneumatic spring: contains shock absorber and air suspension bellow	(19) (63)
05.04 -			290 978 =*	Schraubenfeder / Coil Spring Fahrerhausseriennummer / Driver Cab Serial Number: F99L/R15	(97) (19)	85.41722.6011								
			290 976 =HD	Schraubenfeder / Coil Spring Fahrerhausseriennummer / Driver Cab Serial Number: F99L/R15	(97) (19)	81.41722.6059 85.41722.6019								
				313 183  *	Fahrerhausseriennummer / Driver Cab Serial Number: F99L/R15/32-37/40/41	(19)					81.41722.6057 81.41722.6075 85.41722.6006 85.41722.6012			
02.06 -		300 015  *		Fahrerhausseriennummer / Driver Cab Serial Number: F99L/R15/32-37/40/41 Luftfeder: Beinhaltet Stoßdämpfer und Luftfederbalg / Pneumatic spring: contains shock absorber and air suspension bellow	(19) (63)	81.41722.6055								

Achtung: Unsere Artikel sind nur als Ersatz für die angegebenen OE-Nummern gültig. In der Spalte "Ref." ist lediglich ein Teil der OE-Nummern aufgeführt. Die vollständige Auflistung aller Vergleichsnummern finden Sie im Anhang.
Attention: The articles are only valid as replacement for the listed OE-numbers. In the column "Ref." only a selection of OE-No. is given. The complete listing you can see in the appendix. (151)

		Baumuster Model						Ref.
--	---	--------------------	---	---	---	---	---	------

MAN























TGA		03.00 -											
26.350, 26.360 FDS, FDS/M, FDLS, FDRS, FNHLS, FPHLS 26.390, 26.400 FDS, FDS/M, FDLS, FDLRS, FNHLS, FPHLS, FVHLS 26.430, 26.440 FDS, FDLS, FDRS, FDLRS, FNHLS, FPHLS, FVHLS 26.480 FDS, FDLS, FDLRS, FNHLS, FPHLS, FVHLS	05.04 -	H26		○ ○	290 977 =*	Schraubenfeder / Coil Spring Fahrerhausseriennummer / Driver Cab Serial Number: F99L/R15	(97) (19)	85.41722.6010					
	05.04 -				290 975 =HD	Schraubenfeder / Coil Spring Fahrerhausseriennummer / Driver Cab Serial Number: F99L/R15	(97) (19)	85.41722.6017					
	02.04 -			○ ○	○ ○	300 013 =□* CALM	Fahrerhausseriennummer / Driver Cab Serial Number: F99L/R15/32-37/40/41 Luftfeder: Beinhaltet Stoßdämpfer und Luftfederbalg / Pneumatic spring: contains shock absorber and air suspension bellow	(19) (63)	81.41722.6053 81.41722.6054 81.41722.6066 81.41722.6067				
	02.06 -						○ ○	290 978 =*	Schraubenfeder / Coil Spring Fahrerhausseriennummer / Driver Cab Serial Number: F99L/R15	(97) (19)	85.41722.6011		
				290 976 =HD	Schraubenfeder / Coil Spring Fahrerhausseriennummer / Driver Cab Serial Number: F99L/R15			(97) (19)	81.41722.6059 85.41722.6019				
				○ ○	○ ○	○ ○	313 183 =□* *	Fahrerhausseriennummer / Driver Cab Serial Number: F99L/R15/32-37/40/41	(19)	81.41722.6057 81.41722.6075 85.41722.6006 85.41722.6012			
							○ ○	○ ○	○ ○	300 015 =□* *CALM	Fahrerhausseriennummer / Driver Cab Serial Number: F99L/R15/32-37/40/41 Luftfeder: Beinhaltet Stoßdämpfer und Luftfederbalg / Pneumatic spring: contains shock absorber and air suspension bellow	(19) (63)	81.41722.6055
				H30		○ ○				○ ○	290 977 =*	Schraubenfeder / Coil Spring Fahrerhausseriennummer / Driver Cab Serial Number: F99L/R15	(97) (19)
							290 975 =HD	Schraubenfeder / Coil Spring Fahrerhausseriennummer / Driver Cab Serial Number: F99L/R15	(97) (19)		85.41722.6017		
						○ ○	○ ○	○ ○	○ ○	300 013 =□* CALM	Fahrerhausseriennummer / Driver Cab Serial Number: F99L/R15/32-37/40/41 Luftfeder: Beinhaltet Stoßdämpfer und Luftfederbalg / Pneumatic spring: contains shock absorber and air suspension bellow	(19) (63)	81.41722.6053 81.41722.6054 81.41722.6066 81.41722.6067
											○ ○	○ ○	290 978 =*
						290 976 =HD	Schraubenfeder / Coil Spring Fahrerhausseriennummer / Driver Cab Serial Number: F99L/R15	(97) (19)	81.41722.6059 85.41722.6019				
						○ ○	○ ○	○ ○	○ ○	313 183 =□* *	Fahrerhausseriennummer / Driver Cab Serial Number: F99L/R15/32-37/40/41	(19)	81.41722.6057 81.41722.6075 85.41722.6006 85.41722.6012
				○ ○	○ ○					○ ○	○ ○	300 015 =□* *CALM	Fahrerhausseriennummer / Driver Cab Serial Number: F99L/R15/32-37/40/41 Luftfeder: Beinhaltet Stoßdämpfer und Luftfederbalg / Pneumatic spring: contains shock absorber and air suspension bellow

Achtung: Unsere Artikel sind nur als Ersatz für die angegebenen OE-Nummern gültig. In der Spalte "Ref." ist lediglich ein Teil der OE-Nummern aufgeführt. Die vollständige Auflistung aller Vergleichsnummern finden Sie im Anhang.

Attention: The articles are only valid as replacement for the listed OE-numbers. In the column "Ref." only a selection of OE-No. is given. The complete listing you can see in the appendix. (151)

		Baumuster Model						Ref.
--	---	--------------------	---	---	---	---	---	------






























































MAN

TGA		03.00 -												
26.350, 26.360 FDS, FDS/M, FDLS, FDRS, FNHLS, FPHLS 26.390, 26.400 FDS, FDS/M, FDLS, FDLRS, FNHLS, FPHLS, FVHLS 26.430, 26.440 FDS, FDLS, FDRS, FDLRS, FNHLS, FPHLS, FVHLS 26.480 FDS, FDLS, FDLRS, FNHLS, FPHLS, FVHLS	05.04 -	H42				290 977 =*	Schraubenfeder / Coil Spring Fahrerhausseriennummer / Driver Cab Serial Number: F99L/R15	(97) (19)	85.41722.6010					
	05.04 -					290 975 =HD	Schraubenfeder / Coil Spring Fahrerhausseriennummer / Driver Cab Serial Number: F99L/R15	(97) (19)	85.41722.6017					
	02.04 -					 	300 013  *	Fahrerhausseriennummer / Driver Cab Serial Number: F99L/R15/32-37/40/41 Luftfeder: Beinhaltet Stoßdämpfer und Luftfederbalg / Pneumatic spring: contains shock absorber and air suspension bellow	(19) (63)	81.41722.6053 81.41722.6054 81.41722.6066 81.41722.6067				
	02.06 -							290 978 =*	Schraubenfeder / Coil Spring Fahrerhausseriennummer / Driver Cab Serial Number: F99L/R15	(97) (19)	85.41722.6011			
						290 976 =HD		Schraubenfeder / Coil Spring Fahrerhausseriennummer / Driver Cab Serial Number: F99L/R15	(97) (19)	81.41722.6059 85.41722.6019				
						 		313 183  *	Fahrerhausseriennummer / Driver Cab Serial Number: F99L/R15/32-37/40/41	(19)	81.41722.6057 81.41722.6075 85.41722.6006 85.41722.6012			
								300 015  *	Fahrerhausseriennummer / Driver Cab Serial Number: F99L/R15/32-37/40/41 Luftfeder: Beinhaltet Stoßdämpfer und Luftfederbalg / Pneumatic spring: contains shock absorber and air suspension bellow	(19) (63)	81.41722.6055			
	26.360 FDLS, FDLS/M, FDLRS, FDLRS/M, FDLRS-WW, FDRS					09.03 -	H29				290 976 =HD	Schraubenfeder / Coil Spring Fahrerhausseriennummer / Driver Cab Serial Number: F99L/R15	(97) (19)	81.41722.6059 85.41722.6019
											H29 H63 H25 H67	290 977 =*	Schraubenfeder / Coil Spring Fahrerhausseriennummer / Driver Cab Serial Number: F99L/R15	(97) (19)
												290 975 =HD	Schraubenfeder / Coil Spring Fahrerhausseriennummer / Driver Cab Serial Number: F99L/R15	(97) (19)
		 	300 013  *	Fahrerhausseriennummer / Driver Cab Serial Number: F99L/R15/32-37/40/41 Luftfeder: Beinhaltet Stoßdämpfer und Luftfederbalg / Pneumatic spring: contains shock absorber and air suspension bellow	(19) (63)		81.41722.6053 81.41722.6054 81.41722.6066 81.41722.6067							
				290 978 =*	Schraubenfeder / Coil Spring Fahrerhausseriennummer / Driver Cab Serial Number: F99L/R15		(97) (19)				85.41722.6011			
		 		313 183  *	Fahrerhausseriennummer / Driver Cab Serial Number: F99L/R15/32-37/40/41		(19)				81.41722.6057 81.41722.6075 85.41722.6006 85.41722.6012			
				300 015  *	Fahrerhausseriennummer / Driver Cab Serial Number: F99L/R15/32-37/40/41 Luftfeder: Beinhaltet Stoßdämpfer und Luftfederbalg / Pneumatic spring: contains shock absorber and air suspension bellow		(19) (63)				81.41722.6055			

Achtung: Unsere Artikel sind nur als Ersatz für die angegebenen OE-Nummern gültig. In der Spalte "Ref." ist lediglich ein Teil der OE-Nummern aufgeführt. Die vollständige Auflistung aller Vergleichsnummern finden Sie im Anhang.
Attention: The articles are only valid as replacement for the listed OE-numbers. In the column "Ref." only a selection of OE-No. is given. The complete listing you can see in the appendix. (151)

		Baumuster Model						Ref.
--	---	--------------------	---	---	---	---	---	------























MAN

TGA		03.00 -							
26.410 FNLC, FNLLC, FNLLW, FNLC, FNLLRC, FVLC	04.00 -	H17				313 182 =*	->07.2002	81.41722.6078 85.41722.6015 85.41722.6023	
						290 977 =*	Fahrerhausseriennummer / Driver Cab Serial Number: F99L15, F99R15	(19) 85.41722.6010	
						290 975 =HD	Fahrerhausseriennummer / Driver Cab Serial Number: F99L15, F99R15	(19) 85.41722.6017	
							313 184 =*	->07.2002	81.41722.6058 85.41722.6013 85.41722.6024
							313 080 =☉*	08.2002->	81.41722.6056 81.41722.6074
							313 184 =☉*	08.2002->	81.41722.6058 85.41722.6013 85.41722.6024
							290 978 =*	Fahrerhausseriennummer / Driver Cab Serial Number: F99L15, F99R15	(19) 85.41722.6011
					290 976 =HD	Fahrerhausseriennummer / Driver Cab Serial Number: F99L15, F99R15	(19) 81.41722.6059 85.41722.6019		
	H23						313 182 =☐*	->08.2002 Fahrerhausseriennummer / Driver Cab Serial Number: F99L/R15/32-37/40/41	(19) 81.41722.6078 85.41722.6015 85.41722.6023
							300 013 =☐* 	08.2002-> Fahrerhausseriennummer / Driver Cab Serial Number: F99L/R15/32-37/40/41 Luftfeder: Beinhaltet Stoßdämpfer und Luftfederbalg / Pneumatic spring: contains shock absorber and air suspension bellow	(19) 81.41722.6053 81.41722.6054 81.41722.6066 (63) 81.41722.6067
								290 977 =*	Fahrerhausseriennummer / Driver Cab Serial Number: F99L/R15 Schraubenfeder / Coil Spring
							290 975 =HD	Fahrerhausseriennummer / Driver Cab Serial Number: F99L/R15 Schraubenfeder / Coil Spring	(19) 85.41722.6017 (97)
							313 184 =☐*	->08.2002 Fahrerhausseriennummer / Driver Cab Serial Number: F99L/R15/32-37/40/41	(19) 81.41722.6058 85.41722.6013 85.41722.6024
								313 080 =☉☐* *	08.2002-> Fahrerhausseriennummer / Driver Cab Serial Number: F99L/R15/32-37/40/41
							313 184 =☉☐* *	08.2002-> Fahrerhausseriennummer / Driver Cab Serial Number: F99L/R15/32-37/40/41	(19) 81.41722.6058 85.41722.6013 85.41722.6024
				290 978 =*	Fahrerhausseriennummer / Driver Cab Serial Number: F99L/R15 Schraubenfeder / Coil Spring	(19) 85.41722.6011 (97)			
				290 976 =HD	Fahrerhausseriennummer / Driver Cab Serial Number: F99L/R15 Schraubenfeder / Coil Spring	(19) 81.41722.6059 85.41722.6019 (97)			

Achtung: Unsere Artikel sind nur als Ersatz für die angegebenen OE-Nummern gültig. In der Spalte "Ref." ist lediglich ein Teil der OE-Nummern aufgeführt. Die vollständige Auflistung aller Vergleichsnummern finden Sie im Anhang.
Attention: The articles are only valid as replacement for the listed OE-numbers. In the column "Ref." only a selection of OE-No. is given. The complete listing you can see in the appendix. (151)

		Baumuster Model						Ref.
--	--	--------------------	---	---	---	--	---	------





MAN

TGA		03.00 -								
26.480 FDS, FDLS, FDLS/M, FDLRS-WW, FDRS 26.510 FDS, FDLS, FDLS/M, FDRS, FDLRS	09.02 -	H63 H29 H25			313 181  *	->01.2003 Fahrerhausseriennummer / Driver Cab Serial Number: F99L/R15/32-37/40/41 Luftfeder: Beinhaltet Stoßdämpfer und Luftfederbalg / Pneumatic spring: contains shock absorber and air suspension bellow	(19) (63)	81.41722.6077 85.41722.6014 85.41722.6022		
	01.01 -				300 013  * 	01.2003-> Fahrerhausseriennummer / Driver Cab Serial Number: F99L/R15/32-37/40/41 Luftfeder: Beinhaltet Stoßdämpfer und Luftfederbalg / Pneumatic spring: contains shock absorber and air suspension bellow	(19) (63)	81.41722.6053 81.41722.6054 81.41722.6066 81.41722.6067		
					290 977  *	Schraubenfeder / Coil Spring Fahrerhausseriennummer / Driver Cab Serial Number: F99L/R15	(97) (19)	85.41722.6010		
					290 975  HD	Schraubenfeder / Coil Spring Fahrerhausseriennummer / Driver Cab Serial Number: F99L/R15	(97) (19)	85.41722.6017		
							313 183  *	->01.2003 Fahrerhausseriennummer / Driver Cab Serial Number: F99L/R15/32-37/40/41	(19)	81.41722.6057 81.41722.6075 85.41722.6006 85.41722.6012
							313 183  * 	01.2003-> Fahrerhausseriennummer / Driver Cab Serial Number: F99L/R15/32-37/40/41	(19)	81.41722.6057 81.41722.6075 85.41722.6006 85.41722.6012
				300 015  * 	01.2003-> Fahrerhausseriennummer / Driver Cab Serial Number: F99L/R15/32-37/40/41 Luftfeder: Beinhaltet Stoßdämpfer und Luftfederbalg / Pneumatic spring: contains shock absorber and air suspension bellow	(19) (63)	81.41722.6055			
				290 978  *	Schraubenfeder / Coil Spring Fahrerhausseriennummer / Driver Cab Serial Number: F99L/R15	(97) (19)	85.41722.6011			
					290 976  HD	Schraubenfeder / Coil Spring Fahrerhausseriennummer / Driver Cab Serial Number: F99L/R15	(97) (19)	81.41722.6059 85.41722.6019		

Achtung: Unsere Artikel sind nur als Ersatz für die angegebenen OE-Nummern gültig. In der Spalte "Ref." ist lediglich ein Teil der OE-Nummern aufgeführt. Die vollständige Auflistung aller Vergleichsnummern finden Sie im Anhang.
Attention: The articles are only valid as replacement for the listed OE-numbers. In the column "Ref." only a selection of OE-No. is given. The complete listing you can see in the appendix. (151)

		Baumuster Model						Ref.
--	---	--------------------	---	---	---	---	---	------















MAN

TGA		03.00 -						
26.480 FNLC, FNLLC, FVLC, FNLLRC, FVLLW 26.530 FNLC, FNLLC, FNLLW, FNLLRC, FVLC, FVLC	09.02 - 09.02 -	H17		○ ○	290 977 =*	Fahrerhausseriennummer / Driver Cab Serial Number: F99L15, F99R15	(19)	85.41722.6010
					290 975 =HD	Fahrerhausseriennummer / Driver Cab Serial Number: F99L15, F99R15	(19)	85.41722.6017
				○ ○	290 978 =*	Fahrerhausseriennummer / Driver Cab Serial Number: F99L15, F99R15	(19)	85.41722.6011
					290 976 =HD	Fahrerhausseriennummer / Driver Cab Serial Number: F99L15, F99R15	(19)	81.41722.6059 85.41722.6019
			○ ○	313 080 =☉*				81.41722.6056 81.41722.6074
				313 184 =☉*				81.41722.6058 85.41722.6013 85.41722.6024
	H23		○ ○	290 977 =*	Fahrerhausseriennummer / Driver Cab Serial Number: F99L/R15 Schraubenfeder / Coil Spring	(19)	85.41722.6010	
				290 975 =HD	Fahrerhausseriennummer / Driver Cab Serial Number: F99L/R15 Schraubenfeder / Coil Spring	(19)	85.41722.6017	
		○ ○	300 013 =☐*	Fahrerhausseriennummer / Driver Cab Serial Number: F99L/R15/32-37/40/41 Luftfeder: Beinhaltet Stoßdämpfer und Luftfederbalg / Pneumatic spring: contains shock absorber and air suspension bellows	(19)	81.41722.6053 81.41722.6054 81.41722.6066 81.41722.6067		
				○ ○	290 978 =*	Fahrerhausseriennummer / Driver Cab Serial Number: F99L/R15 Schraubenfeder / Coil Spring	(19)	85.41722.6011
		290 976 =HD			Fahrerhausseriennummer / Driver Cab Serial Number: F99L/R15 Schraubenfeder / Coil Spring	(19)	81.41722.6059 85.41722.6019	
		○ ○	313 080 =☉☐*	Fahrerhausseriennummer / Driver Cab Serial Number: F99L/R15/32-37/40/41	(19)	81.41722.6056 81.41722.6074		
			313 184 =☉☐*	Fahrerhausseriennummer / Driver Cab Serial Number: F99L/R15/32-37/40/41	(19)	81.41722.6058 85.41722.6013 85.41722.6024		

Achtung: Unsere Artikel sind nur als Ersatz für die angegebenen OE-Nummern gültig. In der Spalte "Ref." ist lediglich ein Teil der OE-Nummern aufgeführt. Die vollständige Auflistung aller Vergleichsnummern finden Sie im Anhang.
Attention: The articles are only valid as replacement for the listed OE-numbers. In the column "Ref." only a selection of OE-No. is given. The complete listing you can see in the appendix. (151)

		Baumuster Model						Ref.
--	---	--------------------	---	---	---	---	---	------



MAN

TGA		03.00 -								
26.480 FNLS, FNLLS, FNLRs, FPLS, FVLS	09.02 -	H23		0 0	313 181 	->01.2003 Fahrerhausseriennummer / Driver Cab Serial Number: F99L/R15/40/41 Fahrerhausseriennummer / Driver Cab Serial Number: F99L/R32-37 Luftfeder: Beinhaltet Stoßdämpfer und Luftfederbalg / Pneumatic spring: contains shock absorber and air suspension bellow	(19) (19) (63)	81.41722.6077 85.41722.6014 85.41722.6022		
					300 013  	01.2003-> Fahrerhausseriennummer / Driver Cab Serial Number: F99L/R15/40/41 Fahrerhausseriennummer / Driver Cab Serial Number: F99L/R32-37 Luftfeder: Beinhaltet Stoßdämpfer und Luftfederbalg / Pneumatic spring: contains shock absorber and air suspension bellow	(19) (19) (63)	81.41722.6053 81.41722.6054 81.41722.6066 81.41722.6067		
					290 977 	Fahrerhausseriennummer / Driver Cab Serial Number: F99L/R15 Schraubenfeder / Coil Spring	(19) (97)	85.41722.6010		
					290 975 	Fahrerhausseriennummer / Driver Cab Serial Number: F99L/R15 Schraubenfeder / Coil Spring	(19) (97)	85.41722.6017		
						0 0	313 183 	->01.2003 Fahrerhausseriennummer / Driver Cab Serial Number: F99L/R15/32-37/40/41	(19)	81.41722.6057 81.41722.6075 85.41722.6006 85.41722.6012
							313 183  	01.2003-> Fahrerhausseriennummer / Driver Cab Serial Number: F99L/R15/32-37/40/41	(19)	81.41722.6057 81.41722.6075 85.41722.6006 85.41722.6012
			300 015  	01.2003-> Fahrerhausseriennummer / Driver Cab Serial Number: F99L/R15/32-37/40/41 Luftfeder: Beinhaltet Stoßdämpfer und Luftfederbalg / Pneumatic spring: contains shock absorber and air suspension bellow			(19) (63)	81.41722.6055		
			290 978 	Fahrerhausseriennummer / Driver Cab Serial Number: F99L/R15 Schraubenfeder / Coil Spring			(19) (97)	85.41722.6011		
			290 976 	Fahrerhausseriennummer / Driver Cab Serial Number: F99L/R15 Schraubenfeder / Coil Spring			(19) (97)	81.41722.6059 85.41722.6019		

Achtung: Unsere Artikel sind nur als Ersatz für die angegebenen OE-Nummern gültig. In der Spalte "Ref." ist lediglich ein Teil der OE-Nummern aufgeführt. Die vollständige Auflistung aller Vergleichsnummern finden Sie im Anhang.
Attention: The articles are only valid as replacement for the listed OE-numbers. In the column "Ref." only a selection of OE-No. is given. The complete listing you can see in the appendix. (151)

		Baumuster Model						Ref.
--	---	--------------------	---	---	---	---	---	------

MAN





TGA		03.00 -							
26.530 FDS, FDLS, FDLS/M, FDLRS	01.01 -	H29 H25		○○	313 181 =□*	->01.2003 Fahrerhausseriennummer / Driver Cab Serial Number: F99L/R15/32-37/40/41 Luftfeder: Beinhaltet Stoßdämpfer und Luftfederbalg / Pneumatic spring: contains shock absorber and air suspension bellow	(19) (63)	81.41722.6077 85.41722.6014 85.41722.6022	
					300 013 =□* CALM	01.2003-> Fahrerhausseriennummer / Driver Cab Serial Number: F99L/R15/32-37/40/41 Luftfeder: Beinhaltet Stoßdämpfer und Luftfederbalg / Pneumatic spring: contains shock absorber and air suspension bellow	(19) (63)	81.41722.6053 81.41722.6054 81.41722.6066 81.41722.6067	
					290 977 =*	Schraubenfeder / Coil Spring Fahrerhausseriennummer / Driver Cab Serial Number: F99L/R15	(97) (19)	85.41722.6010	
					290 975 =HD	Schraubenfeder / Coil Spring Fahrerhausseriennummer / Driver Cab Serial Number: F99L/R15	(97) (19)	85.41722.6017	
					313 181 =□*	->01.2003 Fahrerhausseriennummer / Driver Cab Serial Number: F99L/R15/32-37/40/41 Luftfeder: Beinhaltet Stoßdämpfer und Luftfederbalg / Pneumatic spring: contains shock absorber and air suspension bellow	(19) (63)	81.41722.6077 85.41722.6014 85.41722.6022	
					313 183 =□*	->01.2003 Fahrerhausseriennummer / Driver Cab Serial Number: F99L/R15/32-37/40/41	(19)	81.41722.6057 81.41722.6075 85.41722.6006 85.41722.6012	
				○○	313 181 =□* *	01.2003-> Fahrerhausseriennummer / Driver Cab Serial Number: F99L/R15/32-37/40/41 Luftfeder: Beinhaltet Stoßdämpfer und Luftfederbalg / Pneumatic spring: contains shock absorber and air suspension bellow	(19) (63)	81.41722.6077 85.41722.6014 85.41722.6022	
						313 183 =□* *	01.2003-> Fahrerhausseriennummer / Driver Cab Serial Number: F99L/R15/32-37/40/41	(19)	81.41722.6057 81.41722.6075 85.41722.6006 85.41722.6012
			○○	○○	300 015 =□* *CALM	01.2003-> Fahrerhausseriennummer / Driver Cab Serial Number: F99L/R15/32-37/40/41 Luftfeder: Beinhaltet Stoßdämpfer und Luftfederbalg / Pneumatic spring: contains shock absorber and air suspension bellow	(19) (63)	81.41722.6055	
						290 978 =*	Schraubenfeder / Coil Spring Fahrerhausseriennummer / Driver Cab Serial Number: F99L/R15	(97) (19)	85.41722.6011
			○○	○○	290 976 =HD	Schraubenfeder / Coil Spring Fahrerhausseriennummer / Driver Cab Serial Number: F99L/R15	(97) (19)	81.41722.6059 85.41722.6019	

Achtung: Unsere Artikel sind nur als Ersatz für die angegebenen OE-Nummern gültig. In der Spalte "Ref." ist lediglich ein Teil der OE-Nummern aufgeführt. Die vollständige Auflistung aller Vergleichsnummern finden Sie im Anhang.

Attention: The articles are only valid as replacement for the listed OE-numbers. In the column "Ref." only a selection of OE-No. is given. The complete listing you can see in the appendix. (151)

		Baumuster Model						Ref.
--	---	--------------------	---	---	---	---	---	------



MAN

TGA		03.00 -								
26.530 FNLS, FNLLS, FNLRS, FPLS, FVLS, FVLRS	09.02 -	H17		○ ○	313 181 =□*	->01.2003 Fahrerhausseriennummer / Driver Cab Serial Number: F99L32-37,40,41 Fahrerhausseriennummer / Driver Cab Serial Number: F99R32-37,40,41 Luftfeder: Beinhaltet Stoßdämpfer und Luftfederbalg / Pneumatic spring: contains shock absorber and air suspension bellow	(19) (19) (63)	81.41722.6077 85.41722.6014 85.41722.6022		
					300 013 =□* CALM	02.2003-> Fahrerhausseriennummer / Driver Cab Serial Number: F99L32-37,40,41 Fahrerhausseriennummer / Driver Cab Serial Number: F99R32-37,40,41 Luftfeder: Beinhaltet Stoßdämpfer und Luftfederbalg / Pneumatic spring: contains shock absorber and air suspension bellow	(19) (19) (63)	81.41722.6053 81.41722.6054 81.41722.6066 81.41722.6067		
					290 977 =*	Fahrerhausseriennummer / Driver Cab Serial Number: F99L15, F99R15	(19)	85.41722.6010		
					290 975 =HD	Fahrerhausseriennummer / Driver Cab Serial Number: F99L15, F99R15	(19)	85.41722.6017		
						○ ○	313 183 =*	->01.2003 Fahrerhausseriennummer / Driver Cab Serial Number: F99L32-37,40,41 Fahrerhausseriennummer / Driver Cab Serial Number: F99R32-37,40,41	(19) (19)	81.41722.6057 81.41722.6075 85.41722.6006 85.41722.6012
							313 183 =□*	02.2003-> Fahrerhausseriennummer / Driver Cab Serial Number: F99L32-37,40,41 Fahrerhausseriennummer / Driver Cab Serial Number: F99R32-37,40,41	(19) (19)	81.41722.6057 81.41722.6075 85.41722.6006 85.41722.6012
				○ ○	300 015 =□* CALM	02.2003-> Fahrerhausseriennummer / Driver Cab Serial Number: F99L32-37,40,41 Fahrerhausseriennummer / Driver Cab Serial Number: F99R32-37,40,41 Luftfeder: Beinhaltet Stoßdämpfer und Luftfederbalg / Pneumatic spring: contains shock absorber and air suspension bellow	(19) (19) (63)	81.41722.6055		
					290 978 =*	Fahrerhausseriennummer / Driver Cab Serial Number: F99L15, F99R15	(19)	85.41722.6011		
					290 976 =HD	Fahrerhausseriennummer / Driver Cab Serial Number: F99L15, F99R15	(19)	81.41722.6059 85.41722.6019		
						○ ○	313 080 =□*	Fahrerhausseriennummer / Driver Cab Serial Number: F99L15, F99R15	(19)	81.41722.6056 81.41722.6074
							313 184 =□*	Fahrerhausseriennummer / Driver Cab Serial Number: F99L15, F99R15	(19)	81.41722.6058 85.41722.6013 85.41722.6024

Achtung: Unsere Artikel sind nur als Ersatz für die angegebenen OE-Nummern gültig. In der Spalte "Ref." ist lediglich ein Teil der OE-Nummern aufgeführt. Die vollständige Auflistung aller Vergleichsnummern finden Sie im Anhang.
Attention: The articles are only valid as replacement for the listed OE-numbers. In the column "Ref." only a selection of OE-No. is given. The complete listing you can see in the appendix. (151)

		Baumuster Model						Ref.
--	---	--------------------	---	---	---	---	---	------



MAN

TGA		03.00 -								
26.530 FNLS, FNLLS, FNLRs, FPLS, FVLS, FVLRs	09.02 -	H23		○ ○	313 181 =□*	->01.2003 Fahrerhausseriennummer / Driver Cab Serial Number: F99L/R15/40/41 Fahrerhausseriennummer / Driver Cab Serial Number: F99L/R32-37 Luftfeder: Beinhaltet Stoßdämpfer und Luftfederbalg / Pneumatic spring: contains shock absorber and air suspension bellow	(19) (19) (63)	81.41722.6077 85.41722.6014 85.41722.6022		
					300 013 =□* CALM	01.2003-> Fahrerhausseriennummer / Driver Cab Serial Number: F99L/R15/40/41 Fahrerhausseriennummer / Driver Cab Serial Number: F99L/R32-37 Luftfeder: Beinhaltet Stoßdämpfer und Luftfederbalg / Pneumatic spring: contains shock absorber and air suspension bellow	(19) (19) (63)	81.41722.6053 81.41722.6054 81.41722.6066 81.41722.6067		
					290 977 =*	Fahrerhausseriennummer / Driver Cab Serial Number: F99L/R15 Schraubenfeder / Coil Spring	(19) (97)	85.41722.6010		
					290 975 =HD	Fahrerhausseriennummer / Driver Cab Serial Number: F99L/R15 Schraubenfeder / Coil Spring	(19) (97)	85.41722.6017		
						○ ○	313 183 =□*	->01.2003 Fahrerhausseriennummer / Driver Cab Serial Number: F99L/R15/32-37/40/41	(19)	81.41722.6057 81.41722.6075 85.41722.6006 85.41722.6012
							313 183 =□* *	01.2003-> Fahrerhausseriennummer / Driver Cab Serial Number: F99L/R15/32-37/40/41	(19)	81.41722.6057 81.41722.6075 85.41722.6006 85.41722.6012
			300 015 =□* *CALM	01.2003-> Fahrerhausseriennummer / Driver Cab Serial Number: F99L/R15/32-37/40/41 Luftfeder: Beinhaltet Stoßdämpfer und Luftfederbalg / Pneumatic spring: contains shock absorber and air suspension bellow			(19) (63)	81.41722.6055		
			290 978 =*	Fahrerhausseriennummer / Driver Cab Serial Number: F99L/R15 Schraubenfeder / Coil Spring			(19) (97)	85.41722.6011		
			290 976 =HD	Fahrerhausseriennummer / Driver Cab Serial Number: F99L/R15 Schraubenfeder / Coil Spring			(19) (97)	81.41722.6059 85.41722.6019		

Achtung: Unsere Artikel sind nur als Ersatz für die angegebenen OE-Nummern gültig. In der Spalte "Ref." ist lediglich ein Teil der OE-Nummern aufgeführt. Die vollständige Auflistung aller Vergleichsnummern finden Sie im Anhang.
Attention: The articles are only valid as replacement for the listed OE-numbers. In the column "Ref." only a selection of OE-No. is given. The complete listing you can see in the appendix. (151)

		Baumuster Model						Ref.
--	---	--------------------	---	---	---	---	---	------



















MAN

TGA		03.00 -						
28.310 FNLC, FNLLC, FNLRC	09.02 -	H87 H86		○ ○	313 181 =□*	->01.2003 Fahrerhausseriennummer / Driver Cab Serial Number: F99L32-37,40,41 Fahrerhausseriennummer / Driver Cab Serial Number: F99R32-37,40,41 Fahrerhausseriennummer / Driver Cab Serial Number: F99L15, F99R15 Sattelschlepper / Truck Tractor Luftfeder: Beinhaltet Stoßdämpfer und Luftfederbalg / Pneumatic spring: contains shock absorber and air suspension bellow	(19)	81.41722.6077 85.41722.6014 85.41722.6022
28.310 FNLS, FNLRS	09.02 -							
28.360 FNLC, FNLLC	09.02 -							
28.360 FNLS, FNLRS	09.02 -							
28.410 FNLC, FNLLC, FNLRC	09.02 -							
28.410 FNLS, FNLRS	09.02 -							
28.460 FNLC, FNLLC, FNLRC	09.02 -							
28.460 FNLS, FNLRS	09.02 -							
28.480 FNLC, FNLLC, FNLRC	09.02 -							
28.480 FNLS, FNLRS	09.02 -							
28.510 FNLC, FNLLC, FNLRC	09.02 -							
28.510 FNLS, FNLRS	09.02 -							
28.530 FNLC, FNLLC, FNLRC	09.02 -							
28.530 FNLS, FNLRS	09.02 -							
				○ ○	290 977 =*	Fahrerhausseriennummer / Driver Cab Serial Number: F99L15, F99R15	(19)	85.41722.6010
					290 975 =HD	Fahrerhausseriennummer / Driver Cab Serial Number: F99L15, F99R15	(19)	85.41722.6017
				○ ○	313 183 =*	->01.2003 Sattelschlepper / Truck Tractor	(95)	81.41722.6057 81.41722.6075 85.41722.6006 85.41722.6012
				○ ○	313 183 =□*	02.2003-> Sattelschlepper / Truck Tractor	(95)	81.41722.6057 81.41722.6075 85.41722.6006 85.41722.6012
				○ ○	300 015 =□* CALM	02.2003-> Sattelschlepper / Truck Tractor Luftfeder: Beinhaltet Stoßdämpfer und Luftfederbalg / Pneumatic spring: contains shock absorber and air suspension bellow	(95)	81.41722.6055
				○ ○	290 978 =*	Fahrerhausseriennummer / Driver Cab Serial Number: F99L15, F99R15	(19)	85.41722.6011
					290 976 =HD	Fahrerhausseriennummer / Driver Cab Serial Number: F99L15, F99R15	(19)	81.41722.6059 85.41722.6019
				○ ○	313 080 =□*	Pritsche/Fahrgestell / Flatbed / Chassis	(87)	81.41722.6056 81.41722.6074
					313 184 =□*	Pritsche/Fahrgestell / Flatbed / Chassis	(87)	81.41722.6058 85.41722.6013 85.41722.6024
					105 856 =□*	Fahrerhausseriennummer / Driver Cab Serial Number: F92L22,28S Luftfeder: Beinhaltet Stoßdämpfer und Luftfederbalg / Pneumatic spring: contains shock absorber and air suspension bellow	(19)	81.41722.6049 81.41722.6052

Achtung: Unsere Artikel sind nur als Ersatz für die angegebenen OE-Nummern gültig. In der Spalte "Ref." ist lediglich ein Teil der OE-Nummern aufgeführt. Die vollständige Auflistung aller Vergleichsnummern finden Sie im Anhang.
Attention: The articles are only valid as replacement for the listed OE-numbers. In the column "Ref." only a selection of OE-No. is given. The complete listing you can see in the appendix. (151)

		Baumuster Model						Ref.
--	--	--------------------	---	---	---	--	---	------



























MAN

TGA		03.00 -										
33.360 FDC, FDC-WW, FDLC/M, FDRC-WW, FDLRC 33.360 FDK, FDK-WW, FDLK, FDRK-WW 33.410 FDC, FDC-WW, FDLC, FDLRC, FDRC-WW 33.410 FDK, FDK-WW, FDLK, FDRK-WW	10.00 -	H29			313 182  *	->08.2002 Fahrerhausseriennummer / Driver Cab Serial Number: F99L/R15/32-37/40/41	(19)	81.41722.6078 85.41722.6015 85.41722.6023				
	01.01 -					300 013  * <small>CALM</small>	08.2002-> Fahrerhausseriennummer / Driver Cab Serial Number: F99L/R15/32-37/40/41 Luftfeder: Beinhaltet Stoßdämpfer und Luftfederbalg / Pneumatic spring: contains shock absorber and air suspension bellow	(19) (63)	81.41722.6053 81.41722.6054 81.41722.6066 81.41722.6067			
	10.00 -						290 977  *	Schraubenfeder / Coil Spring Fahrerhausseriennummer / Driver Cab Serial Number: F99L/R15	(97) (19)	85.41722.6010		
	10.00 -				290 975  HD		Schraubenfeder / Coil Spring Fahrerhausseriennummer / Driver Cab Serial Number: F99L/R15	(97) (19)	85.41722.6017			
								313 184  *	->08.2002 Fahrerhausseriennummer / Driver Cab Serial Number: F99L/R15/32-37/40/41	(19)	81.41722.6058 85.41722.6013 85.41722.6024	
									313 080  * <small>CALM</small>	08.2002-> Fahrerhausseriennummer / Driver Cab Serial Number: F99L/R15/32-37/40/41	(19)	81.41722.6056 81.41722.6074
									313 184  * <small>CALM</small>	08.2002-> Fahrerhausseriennummer / Driver Cab Serial Number: F99L/R15/32-37/40/41	(19)	81.41722.6058 85.41722.6013 85.41722.6024
									290 978  *	Schraubenfeder / Coil Spring Fahrerhausseriennummer / Driver Cab Serial Number: F99L/R15	(97) (19)	85.41722.6011
									290 976  HD	Schraubenfeder / Coil Spring Fahrerhausseriennummer / Driver Cab Serial Number: F99L/R15	(97) (19)	81.41722.6059 85.41722.6019

Achtung: Unsere Artikel sind nur als Ersatz für die angegebenen OE-Nummern gültig. In der Spalte "Ref." ist lediglich ein Teil der OE-Nummern aufgeführt. Die vollständige Auflistung aller Vergleichsnummern finden Sie im Anhang.
Attention: The articles are only valid as replacement for the listed OE-numbers. In the column "Ref." only a selection of OE-No. is given. The complete listing you can see in the appendix. (151)

		Baumuster Model						Ref.
--	---	--------------------	---	---	---	---	---	------











MAN

TGA		03.00 -												
33.360 FDS, FDS-WW, FDLS, FDLRS, FDRS-WW 33.410 FDS, FDS-WW, FDLS, FDLS/M, FDLRS, FDRS-WW 33.460 FDS, FDLS, FDLS/M, FDLRS, FDRS-WW 33.480 FDS, FDS-WW, FDLS, FDLS/M, FDRS-WW, FDLRS	10.00 -	H25				313 181  *	->01.2003 Fahrerhausseriennummer / Driver Cab Serial Number: F99L/R15/32-37/40/41 Luftfeder: Beinhaltet Stoßdämpfer und Luftfederbalg / Pneumatic spring: contains shock absorber and air suspension bellow	(19) (63)	81.41722.6077 85.41722.6014 85.41722.6022					
	10.00 -					300 013  * 	01.2003-> Fahrerhausseriennummer / Driver Cab Serial Number: F99L/R15/32-37/40/41 Luftfeder: Beinhaltet Stoßdämpfer und Luftfederbalg / Pneumatic spring: contains shock absorber and air suspension bellow	(19) (63)	81.41722.6053 81.41722.6054 81.41722.6066 81.41722.6067					
	09.02 -					290 977  *	Fahrerhausseriennummer / Driver Cab Serial Number: F99L/R15 Schraubenfeder / Coil Spring	(19) (97)	85.41722.6010					
	09.02 -						290 975  HD	Fahrerhausseriennummer / Driver Cab Serial Number: F99L/R15 Schraubenfeder / Coil Spring	(19) (97)	85.41722.6017				
											313 183  *	->01.2003 Fahrerhausseriennummer / Driver Cab Serial Number: F99L/R15/32-37/40/41	(19)	81.41722.6057 81.41722.6075 85.41722.6006 85.41722.6012
											313 183  * 	01.2003-> Fahrerhausseriennummer / Driver Cab Serial Number: F99L/R15/32-37/40/41	(19)	81.41722.6057 81.41722.6075 85.41722.6006 85.41722.6012
											300 015  * 	01.2003-> Fahrerhausseriennummer / Driver Cab Serial Number: F99L/R15/32-37/40/41 Luftfeder: Beinhaltet Stoßdämpfer und Luftfederbalg / Pneumatic spring: contains shock absorber and air suspension bellow	(19) (63)	81.41722.6055
											290 978  *	Fahrerhausseriennummer / Driver Cab Serial Number: F99L/R15 Schraubenfeder / Coil Spring	(19) (97)	85.41722.6011
											290 976  HD	Fahrerhausseriennummer / Driver Cab Serial Number: F99L/R15 Schraubenfeder / Coil Spring	(19) (97)	81.41722.6059 85.41722.6019

Achtung: Unsere Artikel sind nur als Ersatz für die angegebenen OE-Nummern gültig. In der Spalte "Ref." ist lediglich ein Teil der OE-Nummern aufgeführt. Die vollständige Auflistung aller Vergleichsnummern finden Sie im Anhang.
 Attention: The articles are only valid as replacement for the listed OE-numbers. In the column "Ref." only a selection of OE-No. is given. The complete listing you can see in the appendix. (151)

		Baumuster Model						Ref.
--	---	--------------------	---	---	---	---	---	------






























































MAN

TGA		03.00 -							
33.360 FDS, FDS-WW, FDLS, FDLRS, FDRS-WW 33.410 FDS, FDS-WW, FDLS, FDLS/M, FDLRS, FDRS-WW 33.460 FDS, FDLS, FDLS/M, FDLRS, FDRS-WW 33.480 FDS, FDS-WW, FDLS, FDLS/M, FDRS-WW, FDLRS	10.00 -	H28			313 181  *	->01.2003 Fahrerhausseriennummer / Driver Cab Serial Number: F99L/R15/32-37 Luftfeder: Beinhaltet Stoßdämpfer und Luftfederbalg / Pneumatic spring: contains shock absorber and air suspension bellow	(19) (63)	81.41722.6077 85.41722.6014 85.41722.6022	
	10.00 -				300 013  * 	01.2003-> Fahrerhausseriennummer / Driver Cab Serial Number: F99L/R15/32-37 Luftfeder: Beinhaltet Stoßdämpfer und Luftfederbalg / Pneumatic spring: contains shock absorber and air suspension bellow	(19) (63)	81.41722.6053 81.41722.6054 81.41722.6066 81.41722.6067	
	09.02 -				290 975 =	Schraubenfeder / Coil Spring Fahrerhausseriennummer / Driver Cab Serial Number: F99L/R15	(97) (19)	85.41722.6017	
	09.02 -					313 183  *	->01.2003 Fahrerhausseriennummer / Driver Cab Serial Number: F99L/R15/32-37	(19)	81.41722.6057 81.41722.6075 85.41722.6006 85.41722.6012
						313 183  * *	01.2003-> Fahrerhausseriennummer / Driver Cab Serial Number: F99L/R15/32-37	(19)	81.41722.6057 81.41722.6075 85.41722.6006 85.41722.6012
						300 015  * * 	01.2003-> Fahrerhausseriennummer / Driver Cab Serial Number: F99L/R15/32-37 Luftfeder: Beinhaltet Stoßdämpfer und Luftfederbalg / Pneumatic spring: contains shock absorber and air suspension bellow	(19) (63)	81.41722.6055
						290 976 =	Schraubenfeder / Coil Spring Fahrerhausseriennummer / Driver Cab Serial Number: F99L/R15	(97) (19)	81.41722.6059 85.41722.6019








Achtung: Unsere Artikel sind nur als Ersatz für die angegebenen OE-Nummern gültig. In der Spalte "Ref." ist lediglich ein Teil der OE-Nummern aufgeführt. Die vollständige Auflistung aller Vergleichsnummern finden Sie im Anhang.
 Attention: The articles are only valid as replacement for the listed OE-numbers. In the column "Ref." only a selection of OE-No. is given. The complete listing you can see in the appendix. (151)

		Baumuster Model						Ref.
--	--	--------------------	---	---	---	--	---	------








MAN

TGA	03.00 -																																																																	
33.360 FDS, FDS-WW, FDLS, FDLRS, FDRS-WW 33.410 FDS, FDS-WW, FDLS, FDLS/M, FDLRS, FDRS-WW 33.460 FDS, FDLS, FDLS/M, FDLRS, FDRS-WW 33.480 FDS, FDS-WW, FDLS, FDLS/M, FDRS-WW, FDLRS	10.00 -	H29					313 181 	->01.2003 Fahrerhausseriennummer / Driver Cab Serial Number: F99L/R15/32-37/40/41 Luftfeder: Beinhaltet Stoßdämpfer und Luftfederbalg / Pneumatic spring: contains shock absorber and air suspension bellow	(19) (63)	81.41722.6077 85.41722.6014 85.41722.6022																																																								
	10.00 -													300 013 	01.2003-> Fahrerhausseriennummer / Driver Cab Serial Number: F99L/R15/32-37/40/41 Luftfeder: Beinhaltet Stoßdämpfer und Luftfederbalg / Pneumatic spring: contains shock absorber and air suspension bellow	(19) (63)	81.41722.6053 81.41722.6054 81.41722.6066 81.41722.6067																																																	
	09.02 -																				290 977 	Schraubenfeder / Coil Spring Fahrerhausseriennummer / Driver Cab Serial Number: F99L/R15	(97) (19)	85.41722.6010																																										
	09.02 -																											290 975 	Schraubenfeder / Coil Spring Fahrerhausseriennummer / Driver Cab Serial Number: F99L/R15	(97) (19)	85.41722.6017																																			
																																			313 183 	->01.2003 Fahrerhausseriennummer / Driver Cab Serial Number: F99L/R15/32-37/40/41	(19)	81.41722.6057 81.41722.6075 85.41722.6006 85.41722.6012																												
																																										313 183 	01.2003-> Fahrerhausseriennummer / Driver Cab Serial Number: F99L/R15/32-37/40/41	(19)	81.41722.6057 81.41722.6075 85.41722.6006 85.41722.6012																					
																																																	300 015 	01.2003-> Fahrerhausseriennummer / Driver Cab Serial Number: F99L/R15/32-37/40/41 Luftfeder: Beinhaltet Stoßdämpfer und Luftfederbalg / Pneumatic spring: contains shock absorber and air suspension bellow	(19) (63)	81.41722.6055														
																																																								290 978 	Schraubenfeder / Coil Spring Fahrerhausseriennummer / Driver Cab Serial Number: F99L/R15	(97) (19)	85.41722.6011							
																																																															290 976 	Schraubenfeder / Coil Spring Fahrerhausseriennummer / Driver Cab Serial Number: F99L/R15	(97) (19)	81.41722.6059 85.41722.6019

Achtung: Unsere Artikel sind nur als Ersatz für die angegebenen OE-Nummern gültig. In der Spalte "Ref." ist lediglich ein Teil der OE-Nummern aufgeführt. Die vollständige Auflistung aller Vergleichsnummern finden Sie im Anhang.
 Attention: The articles are only valid as replacement for the listed OE-numbers. In the column "Ref." only a selection of OE-No. is given. The complete listing you can see in the appendix. (151)

		Baumuster Model						Ref.
--	--	--------------------	---	---	---	--	---	------








MAN

TGA		03.00 -									
33.360 FD-TM, FDR-TM	01.01 -	H25		○ ○	313 182 =□*	->08.2002 Fahrerhausseriennummer / Driver Cab Serial Number: F99L/R15/32-37/40/41	(19)	81.41722.6078 85.41722.6015 85.41722.6023			
					300 013 =□* CALM	08.2002-> Fahrerhausseriennummer / Driver Cab Serial Number: F99L/R15/32-37/40/41 Luftfeder: Beinhaltet Stoßdämpfer und Luftfederbalg / Pneumatic spring: contains shock absorber and air suspension bellow	(19) (63)	81.41722.6053 81.41722.6054 81.41722.6066 81.41722.6067			
					290 977 =*	Fahrerhausseriennummer / Driver Cab Serial Number: F99L/R15 Schraubenfeder / Coil Spring	(19) (97)	85.41722.6010			
					290 975 =HD	Fahrerhausseriennummer / Driver Cab Serial Number: F99L/R15 Schraubenfeder / Coil Spring	(19) (97)	85.41722.6017			
						○ ○	313 184 =□*	->08.2002 Fahrerhausseriennummer / Driver Cab Serial Number: F99L/R15/32-37/40/41	(19)	81.41722.6058 85.41722.6013 85.41722.6024	
							313 080 =□* *	08.2002-> Fahrerhausseriennummer / Driver Cab Serial Number: F99L/R15/32-37/40/41	(19)	81.41722.6056 81.41722.6074	
				○ ○	290 978 =*	Fahrerhausseriennummer / Driver Cab Serial Number: F99L/R15 Schraubenfeder / Coil Spring	(19) (97)	85.41722.6011			
					290 976 =HD	Fahrerhausseriennummer / Driver Cab Serial Number: F99L/R15 Schraubenfeder / Coil Spring	(19) (97)	81.41722.6059 85.41722.6019			
						○ ○	313 184 =□* *	Fahrerhausseriennummer / Driver Cab Serial Number: F99L/R15/32-37/40/41	(19)	81.41722.6058 85.41722.6013 85.41722.6024	
							313 080 =□* *	08.2002-> Fahrerhausseriennummer / Driver Cab Serial Number: F99L/R15/32-37/40/41	(19)	81.41722.6056 81.41722.6074	
			33.410 FD-TM, FDR-TM	10.00 -	H25		○ ○	313 080 =□*	->08.2002 Fahrerhausseriennummer / Driver Cab Serial Number: F99L/R15/32-37/40/41	(19)	81.41722.6056 81.41722.6074
								313 182 =□*	->08.2002 Fahrerhausseriennummer / Driver Cab Serial Number: F99L/R15/32-37/40/41	(19)	81.41722.6078 85.41722.6015 85.41722.6023
								300 013 =□* CALM	08.2002-> Fahrerhausseriennummer / Driver Cab Serial Number: F99L/R15/32-37/40/41 Luftfeder: Beinhaltet Stoßdämpfer und Luftfederbalg / Pneumatic spring: contains shock absorber and air suspension bellow	(19) (63)	81.41722.6053 81.41722.6054 81.41722.6066 81.41722.6067
								290 977 =*	Fahrerhausseriennummer / Driver Cab Serial Number: F99L/R15 Schraubenfeder / Coil Spring	(19) (97)	85.41722.6010
290 975 =HD	Fahrerhausseriennummer / Driver Cab Serial Number: F99L/R15 Schraubenfeder / Coil Spring	(19) (97)						85.41722.6017			
	○ ○	313 184 =□* *						->08.2002 Fahrerhausseriennummer / Driver Cab Serial Number: F99L/R15/32-37/40/41	(19)	81.41722.6058 85.41722.6013 85.41722.6024	
		313 184 =□* *				08.2002-> Fahrerhausseriennummer / Driver Cab Serial Number: F99L/R15/32-37/40/41	(19)	81.41722.6058 85.41722.6013 85.41722.6024			
	○ ○	290 978 =*				Fahrerhausseriennummer / Driver Cab Serial Number: F99L/R15 Schraubenfeder / Coil Spring	(19) (97)	85.41722.6011			
		290 976 =HD				Fahrerhausseriennummer / Driver Cab Serial Number: F99L/R15 Schraubenfeder / Coil Spring	(19) (97)	81.41722.6059 85.41722.6019			

Achtung: Unsere Artikel sind nur als Ersatz für die angegebenen OE-Nummern gültig. In der Spalte "Ref." ist lediglich ein Teil der OE-Nummern aufgeführt. Die vollständige Auflistung aller Vergleichsnummern finden Sie im Anhang.
Attention: The articles are only valid as replacement for the listed OE-numbers. In the column "Ref." only a selection of OE-No. is given. The complete listing you can see in the appendix. (151)

		Baumuster Model						Ref.
--	---	--------------------	---	---	---	---	---	------

MAN















TGA		03.00 -										
33.460 FDC, FDC-WW, FDLK, FDLRC, FDRK-WW 33.460 FDK, FDK-WW, FDLK, FDRK-WW 33.480 FDC, FDC-WW, FDLK, FDLRC 33.480 FDK, FDK-WW, FDLK, FDRK-WW	09.02 -	H25		○○	290 977 =*	Fahrerhausseriennummer / Driver Cab Serial Number: F99L/R15	(19)	85.41722.6010				
	09.02 -				290 975 =HD	Schraubenfeder / Coil Spring	(97)	85.41722.6017				
					09.02 -	○○	300 013 =□*	Fahrerhausseriennummer / Driver Cab Serial Number: F99L/R15/32-37/40/41	(19)	81.41722.6053		
	09.02 -						○○	CALM	Luftfeder: Beinhaltet Stoßdämpfer und Luftfederbalg / Pneumatic spring: contains shock absorber and air suspension bellow	(63)	81.41722.6054 81.41722.6066 81.41722.6067	
						○○			290 978 =*	Fahrerhausseriennummer / Driver Cab Serial Number: F99L/R15	(19)	85.41722.6011
	○○						290 976 =HD	Schraubenfeder / Coil Spring	(97)	85.41722.6019		
			09.02 -	○○		○○	313 080 =□*	Fahrerhausseriennummer / Driver Cab Serial Number: F99L/R15/32-37/40/41	(19)	81.41722.6056		
	○○						*	313 184 =□*	Fahrerhausseriennummer / Driver Cab Serial Number: F99L/R15/32-37/40/41	(19)	81.41722.6058	
								○○	*	313 184 =□*	Fahrerhausseriennummer / Driver Cab Serial Number: F99L/R15/32-37/40/41	(19)
							○○				○○	290 975 =
								○○	○○	CALM		300 013 =□*
	○○						○○				Luftfeder: Beinhaltet Stoßdämpfer und Luftfederbalg / Pneumatic spring: contains shock absorber and air suspension bellow	(63)
		○○	○○	290 976 =	Schraubenfeder / Coil Spring	(97)		81.41722.6059				
	○○			○○	*	313 080 =□*	Fahrerhausseriennummer / Driver Cab Serial Number: F99L/R15/32-37	(19)	81.41722.6056			
○○		*	313 184 =□*			Fahrerhausseriennummer / Driver Cab Serial Number: F99L/R15/32-37	(19)	81.41722.6058 85.41722.6013 85.41722.6024				
	09.02 -			H29		○○	290 977 =*	Schraubenfeder / Coil Spring	(97)	85.41722.6010		
○○		○○	290 975 =HD				Fahrerhausseriennummer / Driver Cab Serial Number: F99L/R15	(19)	85.41722.6017			
							○○	○○	CALM	300 013 =□*	Fahrerhausseriennummer / Driver Cab Serial Number: F99L/R15/32-37/40/41	(19)
○○		○○	Luftfeder: Beinhaltet Stoßdämpfer und Luftfederbalg / Pneumatic spring: contains shock absorber and air suspension bellow							(63)	81.41722.6054 81.41722.6066 81.41722.6067	
								○○	○○	290 978 =*	Schraubenfeder / Coil Spring	(97)
○○		○○	290 976 =HD							Schraubenfeder / Coil Spring	(97)	81.41722.6059
	○○			○○	*	313 080 =□*	Fahrerhausseriennummer / Driver Cab Serial Number: F99L/R15/32-37/40/41	(19)	81.41722.6056			
○○		*	313 184 =□*			Fahrerhausseriennummer / Driver Cab Serial Number: F99L/R15/32-37/40/41	(19)	81.41722.6058 85.41722.6013 85.41722.6024				

Achtung: Unsere Artikel sind nur als Ersatz für die angegebenen OE-Nummern gültig. In der Spalte "Ref." ist lediglich ein Teil der OE-Nummern aufgeführt. Die vollständige Auflistung aller Vergleichsnummern finden Sie im Anhang.

Attention: The articles are only valid as replacement for the listed OE-numbers. In the column "Ref." only a selection of OE-No. is given. The complete listing you can see in the appendix. (151)

		Baumuster Model						Ref.
--	---	--------------------	---	---	---	---	---	------



















MAN

TGA		03.00 -								
33.510 FDS, FDLS/M, FDRS, FDLRS/M	09.02 -	H29 H25		○ ○	300 013 	01.2003-> Fahrerhausseriennummer / Driver Cab Serial Number: F99L/R15/32-37/40/41 Luftfeder: Beinhaltet Stoßdämpfer und Luftfederbalg / Pneumatic spring: contains shock absorber and air suspension bellow	(19) (63)	81.41722.6053 81.41722.6054 81.41722.6066 81.41722.6067		
					290 977 =*	Schraubenfeder / Coil Spring Fahrerhausseriennummer / Driver Cab Serial Number: F99L/R15	(97) (19)	85.41722.6010		
					290 975 =HD	Schraubenfeder / Coil Spring Fahrerhausseriennummer / Driver Cab Serial Number: F99L/R15	(97) (19)	85.41722.6017		
					313 181 	Fahrerhausseriennummer / Driver Cab Serial Number: F99L/R15/32-37/40/41 Luftfeder: Beinhaltet Stoßdämpfer und Luftfederbalg / Pneumatic spring: contains shock absorber and air suspension bellow	(19) (63)	81.41722.6077 85.41722.6014 85.41722.6022		
					313 183 	->01.2003 Fahrerhausseriennummer / Driver Cab Serial Number: F99L/R15/32-37/40/41	(19)	81.41722.6057 81.41722.6075 85.41722.6006 85.41722.6012		
					313 183 	01.2003-> Fahrerhausseriennummer / Driver Cab Serial Number: F99L/R15/32-37/40/41	(19)	81.41722.6057 81.41722.6075 85.41722.6006 85.41722.6012		
				○ ○	300 015 	01.2003-> Fahrerhausseriennummer / Driver Cab Serial Number: F99L/R15/32-37/40/41 Luftfeder: Beinhaltet Stoßdämpfer und Luftfederbalg / Pneumatic spring: contains shock absorber and air suspension bellow	(19) (63)	81.41722.6055		
					290 978 =*	Schraubenfeder / Coil Spring Fahrerhausseriennummer / Driver Cab Serial Number: F99L/R15	(97) (19)	85.41722.6011		
					290 976 =HD	Schraubenfeder / Coil Spring Fahrerhausseriennummer / Driver Cab Serial Number: F99L/R15	(97) (19)	81.41722.6059 85.41722.6019		
						○ ○	313 181 	->01.2003 Fahrerhausseriennummer / Driver Cab Serial Number: F99L/R40/41 Luftfeder: Beinhaltet Stoßdämpfer und Luftfederbalg / Pneumatic spring: contains shock absorber and air suspension bellow	(19) (63)	81.41722.6077 85.41722.6014 85.41722.6022
							313 183 	->01.2003 Fahrerhausseriennummer / Driver Cab Serial Number: F99L/R40/41	(19)	81.41722.6057 81.41722.6075 85.41722.6006 85.41722.6012
							313 183 	01.2003-> Fahrerhausseriennummer / Driver Cab Serial Number: F99L/R40/41	(19)	81.41722.6057 81.41722.6075 85.41722.6006 85.41722.6012
41.480 FVDS, FVDLS 41.530 FVDS, FVDLS	07.02 - 09.02 -	H94		○ ○	300 013 	01.2003-> Fahrerhausseriennummer / Driver Cab Serial Number: F99L/R40/41 Luftfeder: Beinhaltet Stoßdämpfer und Luftfederbalg / Pneumatic spring: contains shock absorber and air suspension bellow	(19) (63)	81.41722.6053 81.41722.6054 81.41722.6066 81.41722.6067		
					300 015 	01.2003-> Fahrerhausseriennummer / Driver Cab Serial Number: F99L/R40/41 Luftfeder: Beinhaltet Stoßdämpfer und Luftfederbalg / Pneumatic spring: contains shock absorber and air suspension bellow	(19) (63)	81.41722.6055		

Achtung: Unsere Artikel sind nur als Ersatz für die angegebenen OE-Nummern gültig. In der Spalte "Ref." ist lediglich ein Teil der OE-Nummern aufgeführt. Die vollständige Auflistung aller Vergleichsnummern finden Sie im Anhang.
Attention: The articles are only valid as replacement for the listed OE-numbers. In the column "Ref." only a selection of OE-No. is given. The complete listing you can see in the appendix. (151)

		Baumuster Model						Ref.
--	---	--------------------	---	---	---	---	---	------

MAN



















TGA		03.00 -							
41.660 FVDS, FVDLS	09.02 -	H95		○○	313 181  *	->01.2003 Fahrerhausseriennummer / Driver Cab Serial Number: F99L/R40/41 Luftfeder: Beinhaltet Stoßdämpfer und Luftfederbalg / Pneumatic spring: contains shock absorber and air suspension bellow	(19)	81.41722.6077 85.41722.6014 85.41722.6022	
					313 183  *	->01.2003 Fahrerhausseriennummer / Driver Cab Serial Number: F99L/R40/41	(19)	81.41722.6057 81.41722.6075 85.41722.6006 85.41722.6012	
					313 181  *	01.2003-> Fahrerhausseriennummer / Driver Cab Serial Number: F99L/R40/41 Luftfeder: Beinhaltet Stoßdämpfer und Luftfederbalg / Pneumatic spring: contains shock absorber and air suspension bellow	(19)	81.41722.6077 85.41722.6014 85.41722.6022	
					313 183  *	01.2003-> Fahrerhausseriennummer / Driver Cab Serial Number: F99L/R40/41	(19)	81.41722.6057 81.41722.6075 85.41722.6006 85.41722.6012	
					300 013  * 	01.2003-> Fahrerhausseriennummer / Driver Cab Serial Number: F99L/R40/41 Luftfeder: Beinhaltet Stoßdämpfer und Luftfederbalg / Pneumatic spring: contains shock absorber and air suspension bellow	(19)	81.41722.6053 81.41722.6054 81.41722.6066 81.41722.6067	
					300 015  * 	01.2003-> Fahrerhausseriennummer / Driver Cab Serial Number: F99L/R40/41 Luftfeder: Beinhaltet Stoßdämpfer und Luftfederbalg / Pneumatic spring: contains shock absorber and air suspension bellow	(19)	81.41722.6055	
TGL		04.05 -							
7.150, 8.150 FC, FRC, FLC, FLRC 7.180 FC, FLC, FRC, FLRC	04.05 -	N03		○○	313 080  *	Fahrerhausseriennummer / Driver Cab Serial Number: F99L/R31-37	(19)	81.41722.6056 81.41722.6074	
					313 184  *	Fahrerhausseriennummer / Driver Cab Serial Number: F99L/R31-37	(19)	81.41722.6058 85.41722.6013 85.41722.6024	
	04.05 -	N13		○○	313 080  *	Fahrerhausseriennummer / Driver Cab Serial Number: F99L/R31-37	(19)	81.41722.6056 81.41722.6074	
					313 184  *	Fahrerhausseriennummer / Driver Cab Serial Number: F99L/R31-37	(19)	81.41722.6058 85.41722.6013 85.41722.6024	
8.180 FC, FRC, FLC, FLRC 8.180 FK, FK-L, FRK, FRK-L 8.210 FC, FRC, FLC, FLRC 8.210 FK, FK-L, FRK, FRK-L 8.240 FK, FK-L, FRK, FRK-L 10.180 FC, FRC, FLC, FLRC 10.180 FK, FRK 10.210 FC, FRC, FLC, FLRC 10.210 FK, FRK 10.240 FC, FRC, FLC, FLRC 10.240 FK, FRK 12.180 FK, FRK 12.210 FK, FRK 12.240 FC, FRC, FLC, FLRC 12.240 FK, FRK	04.05 - 04.05 - 04.05 - 04.05 - 04.05 - 04.05 - 04.05 - 04.05 - 04.05 - 04.05 - 04.05 - 04.05 -	N61 N02 N04 N05 N03 N15 N13 N14		○○	313 080  *	Fahrerhausseriennummer / Driver Cab Serial Number: F99L/R31-37	(19)	81.41722.6056 81.41722.6074	
					313 184  *	Fahrerhausseriennummer / Driver Cab Serial Number: F99L/R31-37	(19)	81.41722.6058 85.41722.6013 85.41722.6024	
































































Achtung: Unsere Artikel sind nur als Ersatz für die angegebenen OE-Nummern gültig. In der Spalte "Ref." ist lediglich ein Teil der OE-Nummern aufgeführt. Die vollständige Auflistung aller Vergleichsnummern finden Sie im Anhang.

Attention: The articles are only valid as replacement for the listed OE-numbers. In the column "Ref." only a selection of OE-No. is given. The complete listing you can see in the appendix. (151)

		Baumuster Model						Ref.
--	---	----------------------------	---	---	---	---	---	-------------

MAN








































TGL		04.05 -								
8.240 FC, FRC, FLC, FLRC	04.05 -	N02			313 080  *	Fahrerhausseriennummer / Driver Cab (19)	81.41722.6056		81.41722.6074	
					Serial Number: F99L/R31-37					
					313 184  *	Fahrerhausseriennummer / Driver Cab (19)	81.41722.6058		85.41722.6013 85.41722.6024	
					Serial Number: F99L/R31-37					
12.180 FC, FRC, FLC, FLRC 12.210 FC, FRC, FLC, FLRC	04.05 - 04.05 -	N05			313 080  *	Fahrerhausseriennummer / Driver Cab (19)	81.41722.6056		81.41722.6074	
					Serial Number: F99L/R31-37					
						313 184  *	Fahrerhausseriennummer / Driver Cab (19)	81.41722.6058		85.41722.6013 85.41722.6024
						Serial Number: F99L/R31-37				
		N15			313 080  *	Fahrerhausseriennummer / Driver Cab (19)	81.41722.6056		81.41722.6074	
					Serial Number: F99L/R31-37					
					313 184  *	Fahrerhausseriennummer / Driver Cab (19)	81.41722.6058		85.41722.6013 85.41722.6024	
					Serial Number: F99L/R31-37					

TGS		08.07 -								
18.320 FAC, FHLC 18.360 FAC, FHLC 18.540 FAC, FHLC	10.07 - 10.07 - 10.07 -	22S			290 977  *	Fahrerhausseriennummer / Driver Cab (19)	85.41722.6010			
					Serial Number: F99L/R15					
						290 975  HD	Fahrerhausseriennummer / Driver Cab (19)	85.41722.6017		
						Serial Number: F99L/R15				
						300 013  * 	Luffeder: Beinhaltet Stoßdämpfer und (63)	81.41722.6053		81.41722.6054 81.41722.6066 81.41722.6067
						Luffederbalg / Pneumatic spring: contains shock absorber and air suspension bellow				
						290 978  *	Fahrerhausseriennummer / Driver Cab (19)	85.41722.6011		
						Serial Number: F99L/R15				
						290 976  HD	Fahrerhausseriennummer / Driver Cab (19)	81.41722.6059		85.41722.6019
						Serial Number: F99L/R15				
		22S 52S			313 080  *	Fahrerhausseriennummer / Driver Cab (19)	81.41722.6056		81.41722.6074	
					Serial Number: F99L/R15/32/37					
					313 184  *	Fahrerhausseriennummer / Driver Cab (19)	81.41722.6058		85.41722.6013 85.41722.6024	
					Serial Number: F99L/R15/32/37					
		52S			290 975  =	Schraubenfeder / Coil Spring (97)	85.41722.6017			
					Serial Number: F99L/R15					
						300 013  * 	Luffeder: Beinhaltet Stoßdämpfer und (63)	81.41722.6053		81.41722.6054 81.41722.6066 81.41722.6067
						Luffederbalg / Pneumatic spring: contains shock absorber and air suspension bellow				
					290 976  =	Schraubenfeder / Coil Spring (97)	81.41722.6059		85.41722.6019	
					Serial Number: F99L/R15					
18.320 FAK, FAK-L, FALK, FALK-L, FHLK, FHLK/M 18.360 FAK, FAK-L, FALK, FALK-L, FHLK, FHLK/M 18.540 FAK, FAK-L, FALK, FALK-L, FHLK, FHLK/M	10.07 - 10.07 -	22S			290 977  *	Fahrerhausseriennummer / Driver Cab (19)	85.41722.6010			
					Serial Number: F99L/R15					
						290 975  HD	Fahrerhausseriennummer / Driver Cab (19)	85.41722.6017		
						Serial Number: F99L/R15				
						290 978  *	Fahrerhausseriennummer / Driver Cab (19)	85.41722.6011		
						Serial Number: F99L/R15				
						290 976  HD	Fahrerhausseriennummer / Driver Cab (19)	81.41722.6059		85.41722.6019
						Serial Number: F99L/R15				
			22S 52S 80S			300 013  * 	Luffeder: Beinhaltet Stoßdämpfer und (63)	81.41722.6053		81.41722.6054 81.41722.6066 81.41722.6067
						Luffederbalg / Pneumatic spring: contains shock absorber and air suspension bellow				
						313 080  *	Fahrerhausseriennummer / Driver Cab (19)	81.41722.6056		81.41722.6074
						Serial Number: F99L/R15/32/37				
					313 184  *	Fahrerhausseriennummer / Driver Cab (19)	81.41722.6058		85.41722.6013 85.41722.6024	
					Serial Number: F99L/R15/32/37					
		52S 80S			290 975  =	Schraubenfeder / Coil Spring (97)	85.41722.6017			
					Serial Number: F99L/R15					
					290 976  =	Schraubenfeder / Coil Spring (97)	81.41722.6059		85.41722.6019	
					Serial Number: F99L/R15					

Achtung: Unsere Artikel sind nur als Ersatz für die angegebenen OE-Nummern gültig. In der Spalte "Ref." ist lediglich ein Teil der OE-Nummern aufgeführt. Die vollständige Auflistung aller Vergleichsnummern finden Sie im Anhang.
Attention: The articles are only valid as replacement for the listed OE-numbers. In the column "Ref." only a selection of OE-No. is given. The complete listing you can see in the appendix. (151)

		Baumuster Model						Ref.
--	---	--------------------	---	---	---	---	---	------

MAN




















































TGS		08.07 -											
18.320 FAS, FHLS, FHLS/M	10.07 -	22S			290 977 =*	Fahrerhausseriennummer / Driver Cab Serial Number: F99L/R15	(19)	85.41722.6010					
					290 975 =HD	Fahrerhausseriennummer / Driver Cab Serial Number: F99L/R15	(19)	85.41722.6017					
					300 013 	Luftfeder: Beinhaltet Stoßdämpfer und Luftfederbalg / Pneumatic spring: contains shock absorber and air suspension bellow	(63)	81.41722.6053 81.41722.6054 81.41722.6066 81.41722.6067					
					290 978 =*	Fahrerhausseriennummer / Driver Cab Serial Number: F99L/R15	(19)	85.41722.6011					
					290 976 =HD	Fahrerhausseriennummer / Driver Cab Serial Number: F99L/R15	(19)	81.41722.6059 85.41722.6019					
					313 183 	Fahrerhausseriennummer / Driver Cab Serial Number: F99L/R15/32/37	(19)	81.41722.6057 81.41722.6075 85.41722.6006 85.41722.6012					
		22S 52S				300 015 	Fahrerhausseriennummer / Driver Cab Serial Number: F99L/R15/32/37 Luftfeder: Beinhaltet Stoßdämpfer und Luftfederbalg / Pneumatic spring: contains shock absorber and air suspension bellow	(19)	81.41722.6055				
								290 975 =	Schraubenfeder / Coil Spring Fahrerhausseriennummer / Driver Cab Serial Number: F99L/R15	(97)	85.41722.6017		
								300 013 	Luftfeder: Beinhaltet Stoßdämpfer und Luftfederbalg / Pneumatic spring: contains shock absorber and air suspension bellow	(63)	81.41722.6053 81.41722.6054 81.41722.6066 81.41722.6067		
					290 976 =			Schraubenfeder / Coil Spring Fahrerhausseriennummer / Driver Cab Serial Number: F99L/R15	(97)	81.41722.6059 85.41722.6019			
					18.320 FC, FLC, FLRC, FLLC, FLLRC, FLLW, FLLW/N 18.360 FC, FLC, FLRC, FLLC, FLLRC, FLLW, FLLW/N 18.480 FC, FLC, FLRC, FLLC, FLLRC, FLLW, FLLW/N 18.540 FC, FLC, FLRC, FLLC, FLLRC, FLLW, FLLW/N	10.07 - 10.07 - 10.07 - 10.07 -	03S			300 013 	Luftfeder: Beinhaltet Stoßdämpfer und Luftfederbalg / Pneumatic spring: contains shock absorber and air suspension bellow	(63)	81.41722.6053 81.41722.6054 81.41722.6066 81.41722.6067
												313 080 	
313 184 			81.41722.6058 85.41722.6013 85.41722.6024										
		290 977 =*	Fahrerhausseriennummer / Driver Cab Serial Number: F99L/R15	(19)								85.41722.6010	
		290 975 =HD	Fahrerhausseriennummer / Driver Cab Serial Number: F99L/R15	(19)						85.41722.6017			
		290 978 =*	Fahrerhausseriennummer / Driver Cab Serial Number: F99L/R15	(19)						85.41722.6011			
03S 06S 10S				290 976 =HD				Fahrerhausseriennummer / Driver Cab Serial Number: F99L/R15	(19)	81.41722.6059 85.41722.6019			
									300 013 	Fahrerhausseriennummer / Driver Cab Serial Number: F99L/R15/32/37/40/41 Luftfeder: Beinhaltet Stoßdämpfer und Luftfederbalg / Pneumatic spring: contains shock absorber and air suspension bellow	(19)	81.41722.6053 81.41722.6054 81.41722.6066 81.41722.6067	
											313 080 	Fahrerhausseriennummer / Driver Cab Serial Number: F99L/R15/32/37/40/41	(19)
			313 184 								Fahrerhausseriennummer / Driver Cab Serial Number: F99L/R15/32/37/40/41	(19)	81.41722.6058 85.41722.6013 85.41722.6024
			06S							300 013 	Fahrerhausseriennummer / Driver Cab Serial Number: F99L/R15/32/37/40/41 Luftfeder: Beinhaltet Stoßdämpfer und Luftfederbalg / Pneumatic spring: contains shock absorber and air suspension bellow	(19)	81.41722.6053 81.41722.6054 81.41722.6066 81.41722.6067
										10S			

Achtung: Unsere Artikel sind nur als Ersatz für die angegebenen OE-Nummern gültig. In der Spalte "Ref." ist lediglich ein Teil der OE-Nummern aufgeführt. Die vollständige Auflistung aller Vergleichsnummern finden Sie im Anhang.

Attention: The articles are only valid as replacement for the listed OE-numbers. In the column "Ref." only a selection of OE-No. is given. The complete listing you can see in the appendix. (151)

		Baumuster Model						Ref.
--	---	----------------------------	---	---	---	---	---	-------------



























MAN

TGS		08.07 -										
18.320 FK, FK-L, FLK, FLK/M 18.360 FK, FK-L, FLK, FLK/M 18.400 FK, FK-L, FLK, FLK/M 18.440 FK, FK-L, FLK, FLK/M 18.480 FK, FK-L, FLK, FLK/M	10.07 - 10.07 - 10.07 - 10.07 - 10.07 -	03S			300 013 	Luftfeder: Beinhaltet Stoßdämpfer und Luftfederbalg / Pneumatic spring: contains shock absorber and air suspension bellow	(63)	81.41722.6053 81.41722.6054 81.41722.6066 81.41722.6067				
					313 080 			81.41722.6056 81.41722.6074				
					313 184 			81.41722.6058 85.41722.6013 85.41722.6024				
			03S 06S			290 977 	Fahrerhausseriennummer / Driver Cab Serial Number: F99L/R15	(19)	85.41722.6010			
						290 975 	Fahrerhausseriennummer / Driver Cab Serial Number: F99L/R15	(19)	85.41722.6017			
						290 978 	Fahrerhausseriennummer / Driver Cab Serial Number: F99L/R15	(19)	85.41722.6011			
		290 976 				Fahrerhausseriennummer / Driver Cab Serial Number: F99L/R15	(19)	81.41722.6059 85.41722.6019				
		06S				300 013 	Fahrerhausseriennummer / Driver Cab Serial Number: F99L/R15/32/37/40/41 Luftfeder: Beinhaltet Stoßdämpfer und Luftfederbalg / Pneumatic spring: contains shock absorber and air suspension bellow	(19) (63)	81.41722.6053 81.41722.6054 81.41722.6066 81.41722.6067			
								313 080 	Fahrerhausseriennummer / Driver Cab Serial Number: F99L/R15/32/37/40/41	(19)	81.41722.6056 81.41722.6074	
								313 184 	Fahrerhausseriennummer / Driver Cab Serial Number: F99L/R15/32/37/40/41	(19)	81.41722.6058 85.41722.6013 85.41722.6024	
				18.320 FLS, FLS/M, FLS-TS, FLRS, FLRS/M, FLLS, FLLS/N, FLLRS	10.07 -	03S 06S 10S 13S			290 978 	Fahrerhausseriennummer / Driver Cab Serial Number: F99L/R15	(19)	85.41722.6011
									10S			290 975 
						290 976 	Fahrerhausseriennummer / Driver Cab Serial Number: F99L/R15	(19)				81.41722.6059 85.41722.6019
						313 080 	Fahrerhausseriennummer / Driver Cab Serial Number: F99L/R15	(19)		81.41722.6056 81.41722.6074		
						313 183 	Fahrerhausseriennummer / Driver Cab Serial Number: F99L/R32/37	(19)		81.41722.6057 81.41722.6075 85.41722.6006 85.41722.6012		
						313 184 	Fahrerhausseriennummer / Driver Cab Serial Number: F99L/R15	(19)	81.41722.6058 85.41722.6013 85.41722.6024			
10S 13S					290 977 	Fahrerhausseriennummer / Driver Cab Serial Number: F99L/R15	(19)	85.41722.6010				
		13S				300 013 	Fahrerhausseriennummer / Driver Cab Serial Number: F99L/R15/32/37 Luftfeder: Beinhaltet Stoßdämpfer und Luftfederbalg / Pneumatic spring: contains shock absorber and air suspension bellow	(19) (63)	81.41722.6053 81.41722.6054 81.41722.6066 81.41722.6067			
				313 183 		Fahrerhausseriennummer / Driver Cab Serial Number: F99L/R15/32/37	(19)	81.41722.6057 81.41722.6075 85.41722.6006 85.41722.6012				
				300 015 	Fahrerhausseriennummer / Driver Cab Serial Number: F99L/R15/32/37 Luftfeder: Beinhaltet Stoßdämpfer und Luftfederbalg / Pneumatic spring: contains shock absorber and air suspension bellow	(19) (63)	81.41722.6055					

Achtung: Unsere Artikel sind nur als Ersatz für die angegebenen OE-Nummern gültig. In der Spalte "Ref." ist lediglich ein Teil der OE-Nummern aufgeführt. Die vollständige Auflistung aller Vergleichsnummern finden Sie im Anhang.
Attention: The articles are only valid as replacement for the listed OE-numbers. In the column "Ref." only a selection of OE-No. is given. The complete listing you can see in the appendix. (151)

		Baumuster Model						Ref.
--	---	--------------------	---	---	---	---	---	------

MAN

TGS		08.07 -							
18.360 FAS, FALS, FHLS, FHLS/M 18.440 FAS, FALS, FHLS, FHLS/M 18.540 FAS, FALS, FHLS, FHLS/M	10.07 -	22S			290 977 =*	Fahrerhausseriennummer / Driver Cab Serial Number: F99L/R15	(19)	85.41722.6010	
	10.07 -				290 975 =HD	Fahrerhausseriennummer / Driver Cab Serial Number: F99L/R15	(19)	85.41722.6017	
	10.07 -	22S 52S 80S			290 978 =*	Fahrerhausseriennummer / Driver Cab Serial Number: F99L/R15	(19)	85.41722.6011	
					290 976 =HD	Fahrerhausseriennummer / Driver Cab Serial Number: F99L/R15	(19)	81.41722.6059 85.41722.6019	
					300 013 =* 	Luftfeder: Beinhaltet Stoßdämpfer und Luftfederbalg / Pneumatic spring: contains shock absorber and air suspension bellow	(63)	81.41722.6053 81.41722.6054 81.41722.6066 81.41722.6067	
					313 183 =* 	Fahrerhausseriennummer / Driver Cab Serial Number: F99L/R15/32/37	(19)	81.41722.6057 81.41722.6075 85.41722.6006 85.41722.6012	
					300 015 =* 	Fahrerhausseriennummer / Driver Cab Serial Number: F99L/R15/32/37 Luftfeder: Beinhaltet Stoßdämpfer und Luftfederbalg / Pneumatic spring: contains shock absorber and air suspension bellow	(19)	81.41722.6055	
					290 975 =	Schraubenfeder / Coil Spring Fahrerhausseriennummer / Driver Cab Serial Number: F99L/R15	(97)	85.41722.6017	
					290 976 =	Schraubenfeder / Coil Spring Fahrerhausseriennummer / Driver Cab Serial Number: F99L/R15	(97)	81.41722.6059 85.41722.6019	
					290 976 =	Schraubenfeder / Coil Spring Fahrerhausseriennummer / Driver Cab Serial Number: F99L/R15	(97)	81.41722.6059 85.41722.6019	
18.360 FLS, FLS/M, FLS-TS, FLRS, FLRS/M, FLLS, FLLS/N, FLLRS	10.07 -	03S 06S 10S			290 976 =HD	Fahrerhausseriennummer / Driver Cab Serial Number: F99L/R15	(19)	81.41722.6059 85.41722.6019	
		10S			290 977 =*	Fahrerhausseriennummer / Driver Cab Serial Number: F99L/R15	(19)	85.41722.6010	
					290 975 =HD	Fahrerhausseriennummer / Driver Cab Serial Number: F99L/R15	(19)	85.41722.6017	
						300 013 =* 	Fahrerhausseriennummer / Driver Cab Serial Number: F99L/R15/32/37 Luftfeder: Beinhaltet Stoßdämpfer und Luftfederbalg / Pneumatic spring: contains shock absorber and air suspension bellow	(19)	81.41722.6053 81.41722.6054 81.41722.6066 81.41722.6067
						290 978 =*	Fahrerhausseriennummer / Driver Cab Serial Number: F99L/R15	(19)	85.41722.6011
						313 080 =* 	Fahrerhausseriennummer / Driver Cab Serial Number: F99L/R15	(19)	81.41722.6056 81.41722.6074
						313 183 =* 	Fahrerhausseriennummer / Driver Cab Serial Number: F99L/R32/37	(19)	81.41722.6057 81.41722.6075 85.41722.6006 85.41722.6012
						313 184 =* 	Fahrerhausseriennummer / Driver Cab Serial Number: F99L/R15	(19)	81.41722.6058 85.41722.6013 85.41722.6024
						300 015 =* 	Fahrerhausseriennummer / Driver Cab Serial Number: F99L/R32/37 Luftfeder: Beinhaltet Stoßdämpfer und Luftfederbalg / Pneumatic spring: contains shock absorber and air suspension bellow	(19)	81.41722.6055

Achtung: Unsere Artikel sind nur als Ersatz für die angegebenen OE-Nummern gültig. In der Spalte "Ref." ist lediglich ein Teil der OE-Nummern aufgeführt. Die vollständige Auflistung aller Vergleichsnummern finden Sie im Anhang.

Attention: The articles are only valid as replacement for the listed OE-numbers. In the column "Ref." only a selection of OE-No. is given. The complete listing you can see in the appendix. (151)

		Baumuster Model						Ref.
--	---	----------------------------	---	---	---	---	---	-------------







































MAN

TGS		08.07 -									
18.400 FAC, FHLC 18.440 FAC, FHLC	10.07 - 10.07 -	22S			290 977 =*	Fahrerhausseriennummer / Driver Cab Serial Number: F99L/R15	(19)	85.41722.6010			
					290 975 =HD	Fahrerhausseriennummer / Driver Cab Serial Number: F99L/R15	(19)	85.41722.6017			
					300 013 =* 	Luftfeder: Beinhaltet Stoßdämpfer und Luftfederbalg / Pneumatic spring: contains shock absorber and air suspension bellow	(63)	81.41722.6053 81.41722.6054 81.41722.6066 81.41722.6067			
					290 978 =*	Fahrerhausseriennummer / Driver Cab Serial Number: F99L/R15	(19)	85.41722.6011			
					290 976 =HD	Fahrerhausseriennummer / Driver Cab Serial Number: F99L/R15	(19)	81.41722.6059 85.41722.6019			
					22S 52S			313 080 =* 	Fahrerhausseriennummer / Driver Cab Serial Number: F99L/R15/32/37	(19)	81.41722.6056 81.41722.6074
		313 184 =* 	Fahrerhausseriennummer / Driver Cab Serial Number: F99L/R15/32/37	(19)	81.41722.6058 85.41722.6013 85.41722.6024						
		52S			290 975 =	Schraubenfeder / Coil Spring Fahrerhausseriennummer / Driver Cab Serial Number: F99L/R15	(97) (19)	85.41722.6017			
					290 976 =	Schraubenfeder / Coil Spring Fahrerhausseriennummer / Driver Cab Serial Number: F99L/R15	(97) (19)	81.41722.6059 85.41722.6019			
		18.400 FAK, FAK-L, FALK, FALK-L, FHLK, FHLK/M 18.440 FAK, FAK-L, FALK, FALK-L, FHLK, FHLK/M	10.07 - 10.07 -	22S			290 977 =*	Fahrerhausseriennummer / Driver Cab Serial Number: F99L/R15	(19)	85.41722.6010	
290 975 =HD	Fahrerhausseriennummer / Driver Cab Serial Number: F99L/R15						(19)	85.41722.6017			
290 978 =*	Fahrerhausseriennummer / Driver Cab Serial Number: F99L/R15						(19)	85.41722.6011			
					290 976 =HD	Fahrerhausseriennummer / Driver Cab Serial Number: F99L/R15	(19)	81.41722.6059 85.41722.6019			
					22S 52S 80S			313 080 =* 	Fahrerhausseriennummer / Driver Cab Serial Number: F99L/R15/32/37	(19)	81.41722.6056 81.41722.6074
								313 184 =* 	Fahrerhausseriennummer / Driver Cab Serial Number: F99L/R15/32/37	(19)	81.41722.6058 85.41722.6013 85.41722.6024
22S 80S					300 013 =* 	Luftfeder: Beinhaltet Stoßdämpfer und Luftfederbalg / Pneumatic spring: contains shock absorber and air suspension bellow	(63)	81.41722.6053 81.41722.6054 81.41722.6066 81.41722.6067			
52S 80S							290 975 =	Schraubenfeder / Coil Spring Fahrerhausseriennummer / Driver Cab Serial Number: F99L/R15	(97) (19)	85.41722.6017	
	290 976 =			Schraubenfeder / Coil Spring Fahrerhausseriennummer / Driver Cab Serial Number: F99L/R15			(97) (19)	81.41722.6059 85.41722.6019			

Achtung: Unsere Artikel sind nur als Ersatz für die angegebenen OE-Nummern gültig. In der Spalte "Ref." ist lediglich ein Teil der OE-Nummern aufgeführt. Die vollständige Auflistung aller Vergleichsnummern finden Sie im Anhang.
Attention: The articles are only valid as replacement for the listed OE-numbers. In the column "Ref." only a selection of OE-No. is given. The complete listing you can see in the appendix. (151)

		Baumuster Model						Ref.
--	--	----------------------------	---	---	---	--	---	-------------

MAN

































TGS		08.07 -							
18.400 FAS, FALS, FHLS, FHLS/M	10.07 -	22S			290 977 =*	Fahrerhausseriennummer / Driver Cab Serial Number: F99L/R15	(19)	85.41722.6010	
					290 975 =HD	Fahrerhausseriennummer / Driver Cab Serial Number: F99L/R15	(19)	85.41722.6017	
						290 976 =HD	Fahrerhausseriennummer / Driver Cab Serial Number: F99L/R15	(19)	81.41722.6059 85.41722.6019
		22S 52S 80S			300 013 	Luftfeder: Beinhaltet Stoßdämpfer und Luftfederbalg / Pneumatic spring: contains shock absorber and air suspension bellow	(63)	81.41722.6053 81.41722.6054 81.41722.6066 81.41722.6067	
					313 183 	Fahrerhausseriennummer / Driver Cab Serial Number: F99L/R15/32/37	(19)	81.41722.6057 81.41722.6075 85.41722.6006 85.41722.6012	
					300 015 	Fahrerhausseriennummer / Driver Cab Serial Number: F99L/R15/32/37 Luftfeder: Beinhaltet Stoßdämpfer und Luftfederbalg / Pneumatic spring: contains shock absorber and air suspension bellow	(19) (63)	81.41722.6055	
		52S 80S			290 975 =	Schraubenfeder / Coil Spring Fahrerhausseriennummer / Driver Cab Serial Number: F99L/R15	(97) (19)	85.41722.6017	
					290 976 =	Schraubenfeder / Coil Spring Fahrerhausseriennummer / Driver Cab Serial Number: F99L/R15	(97) (19)	81.41722.6059 85.41722.6019	
18.400 FC, FLC, FLRC, FLLC, FLLRC, FLLW, FLLW/N 18.440 FC, FLC, FLRC, FLLC, FLLRC, FLLW, FLLW/N	10.07 -	03S 06S 10S 15S			290 977 =*	Fahrerhausseriennummer / Driver Cab Serial Number: F99L/R15	(19)	85.41722.6010	
					290 975 =HD	Fahrerhausseriennummer / Driver Cab Serial Number: F99L/R15	(19)	85.41722.6017	
					290 978 =*	Fahrerhausseriennummer / Driver Cab Serial Number: F99L/R15	(19)	85.41722.6011	
					290 976 =HD	Fahrerhausseriennummer / Driver Cab Serial Number: F99L/R15	(19)	81.41722.6059 85.41722.6019	
	03S 15S			300 013 	Luftfeder: Beinhaltet Stoßdämpfer und Luftfederbalg / Pneumatic spring: contains shock absorber and air suspension bellow	(63)	81.41722.6053 81.41722.6054 81.41722.6066 81.41722.6067		
				313 080 			81.41722.6056 81.41722.6074		
				313 184 			81.41722.6058 85.41722.6013 85.41722.6024		
	06S			300 013 	Fahrerhausseriennummer / Driver Cab Serial Number: F99L/R15/32/37/40/41 Luftfeder: Beinhaltet Stoßdämpfer und Luftfederbalg / Pneumatic spring: contains shock absorber and air suspension bellow	(19) (63)	81.41722.6053 81.41722.6054 81.41722.6066 81.41722.6067		
	06S 10S			313 080 	Fahrerhausseriennummer / Driver Cab Serial Number: F99L/R15/32/37/40/41	(19)	81.41722.6056 81.41722.6074		
				313 184 	Fahrerhausseriennummer / Driver Cab Serial Number: F99L/R15/32/37/40/41	(19)	81.41722.6058 85.41722.6013 85.41722.6024		
	10S			300 013 	Fahrerhausseriennummer / Driver Cab Serial Number: F99L/R15/32/37 Luftfeder: Beinhaltet Stoßdämpfer und Luftfederbalg / Pneumatic spring: contains shock absorber and air suspension bellow	(19) (63)	81.41722.6053 81.41722.6054 81.41722.6066 81.41722.6067		

Achtung: Unsere Artikel sind nur als Ersatz für die angegebenen OE-Nummern gültig. In der Spalte "Ref." ist lediglich ein Teil der OE-Nummern aufgeführt. Die vollständige Auflistung aller Vergleichsnummern finden Sie im Anhang.

Attention: The articles are only valid as replacement for the listed OE-numbers. In the column "Ref." only a selection of OE-No. is given. The complete listing you can see in the appendix. (151)

		Baumuster Model						Ref.
--	--	--------------------	---	---	---	--	---	------



























MAN

TGS		08.07 -							
18.400 FLS, FLS/M, FLS-TS, FLRS, FLRS/M, FLLS, FLLS/N, FLLRS 18.440 FLS, FLS/M, FLS-TS, FLRS, FLRS/M, FLLS, FLLS/N, FLLRS	10.07 -	06S 10S			290 975 =HD	Fahrerhausseriennummer / Driver Cab Serial Number: F99L/R15	(19)	85.41722.6017	
					290 976 =HD	Fahrerhausseriennummer / Driver Cab Serial Number: F99L/R15	(19)	81.41722.6059 85.41722.6019	
	10.07 -	06S 10S 13S			290 977 =*	Fahrerhausseriennummer / Driver Cab Serial Number: F99L/R15	(19)	85.41722.6010	
					300 013 =  * 	Fahrerhausseriennummer / Driver Cab Serial Number: F99L/R15/32/37 Luftfeder: Beinhaltet Stoßdämpfer und Luftfederbalg / Pneumatic spring: contains shock absorber and air suspension bellow	(19) (63)	81.41722.6053 81.41722.6054 81.41722.6066 81.41722.6067	
					290 978 =*	Fahrerhausseriennummer / Driver Cab Serial Number: F99L/R15	(19)	85.41722.6011	
		06S 13S			313 183 =  * *	Fahrerhausseriennummer / Driver Cab Serial Number: F99L/R15/32/37	(19)	81.41722.6057 81.41722.6075 85.41722.6006 85.41722.6012	
					300 015 =  * * 	Fahrerhausseriennummer / Driver Cab Serial Number: F99L/R15/32/37 Luftfeder: Beinhaltet Stoßdämpfer und Luftfederbalg / Pneumatic spring: contains shock absorber and air suspension bellow	(19) (63)	81.41722.6055	
		10S			313 080 =  * *	Fahrerhausseriennummer / Driver Cab Serial Number: F99L/R15	(19)	81.41722.6056 81.41722.6074	
					313 183 =  * *	Fahrerhausseriennummer / Driver Cab Serial Number: F99L/R32/37	(19)	81.41722.6057 81.41722.6075 85.41722.6006 85.41722.6012	
					313 184 =  * *	Fahrerhausseriennummer / Driver Cab Serial Number: F99L/R15	(19)	81.41722.6058 85.41722.6013 85.41722.6024	
					300 015 =  * * 	Fahrerhausseriennummer / Driver Cab Serial Number: F99L/R32/37 Luftfeder: Beinhaltet Stoßdämpfer und Luftfederbalg / Pneumatic spring: contains shock absorber and air suspension bellow	(19) (63)	81.41722.6055	

Achtung: Unsere Artikel sind nur als Ersatz für die angegebenen OE-Nummern gültig. In der Spalte "Ref." ist lediglich ein Teil der OE-Nummern aufgeführt. Die vollständige Auflistung aller Vergleichsnummern finden Sie im Anhang.
Attention: The articles are only valid as replacement for the listed OE-numbers. In the column "Ref." only a selection of OE-No. is given. The complete listing you can see in the appendix. (151)

		Baumuster Model						Ref.
--	---	--------------------	---	---	---	---	---	------

MAN











TGS		08.07 -								
18.480 FLS, FLS/M, FLS-TS, FLRS, FLRS/M, FLLS, FLLS/N, FLLRS 18.540 FLS, FLS/M, FLRS, FLRS/M, FLLS, FLLS/N, FLLRS	10.07 -	06S 08S			313 183  *	Fahrerhausseriennummer / Driver Cab Serial Number: F99L/R15/32/37	(19)	81.41722.6057 81.41722.6075 85.41722.6006 85.41722.6012		
	10.07 -				300 015  *	Fahrerhausseriennummer / Driver Cab Serial Number: F99L/R15/32/37 Luftfeder: Beinhaltet Stoßdämpfer und Luftfederbalg / Pneumatic spring: contains shock absorber and air suspension bellow	(19) (63)	81.41722.6055		
			06S 08S 10S			290 977  *	Fahrerhausseriennummer / Driver Cab Serial Number: F99L/R15	(19)	85.41722.6010	
						290 975  HD	Fahrerhausseriennummer / Driver Cab Serial Number: F99L/R15	(19)	85.41722.6017	
						300 013  *	Fahrerhausseriennummer / Driver Cab Serial Number: F99L/R15/32/37 Luftfeder: Beinhaltet Stoßdämpfer und Luftfederbalg / Pneumatic spring: contains shock absorber and air suspension bellow	(19) (63)	81.41722.6053 81.41722.6054 81.41722.6066 81.41722.6067	
						290 978  *	Fahrerhausseriennummer / Driver Cab Serial Number: F99L/R15	(19)	85.41722.6011	
						290 976  HD	Fahrerhausseriennummer / Driver Cab Serial Number: F99L/R15	(19)	81.41722.6059 85.41722.6019	
						10S			313 080  *	Fahrerhausseriennummer / Driver Cab Serial Number: F99L/R15
	313 183  *	Fahrerhausseriennummer / Driver Cab Serial Number: F99L/R32/37	(19)	81.41722.6057 81.41722.6075 85.41722.6006 85.41722.6012						
	313 184  *	Fahrerhausseriennummer / Driver Cab Serial Number: F99L/R15	(19)	81.41722.6058 85.41722.6013 85.41722.6024						
	300 015  *	Fahrerhausseriennummer / Driver Cab Serial Number: F99L/R32/37 Luftfeder: Beinhaltet Stoßdämpfer und Luftfederbalg / Pneumatic spring: contains shock absorber and air suspension bellow	(19) (63)	81.41722.6055						
	18.540 FK, FK-L, FLK, FLK/M	10.07 -	06S			290 977  *			Fahrerhausseriennummer / Driver Cab Serial Number: F99L/R15	(19)
290 975  HD						Fahrerhausseriennummer / Driver Cab Serial Number: F99L/R15			(19)	85.41722.6017
300 013  *						Fahrerhausseriennummer / Driver Cab Serial Number: F99L/R15/32/37/40/41 Luftfeder: Beinhaltet Stoßdämpfer und Luftfederbalg / Pneumatic spring: contains shock absorber and air suspension bellow	(19) (63)	81.41722.6053 81.41722.6054 81.41722.6066 81.41722.6067		
290 978  *						Fahrerhausseriennummer / Driver Cab Serial Number: F99L/R15	(19)	85.41722.6011		
290 976  HD						Fahrerhausseriennummer / Driver Cab Serial Number: F99L/R15	(19)	81.41722.6059 85.41722.6019		
313 080  *						Fahrerhausseriennummer / Driver Cab Serial Number: F99L/R15/32/37/40/41	(19)	81.41722.6056 81.41722.6074		
313 184  *	Fahrerhausseriennummer / Driver Cab Serial Number: F99L/R15/32/37/40/41	(19)	81.41722.6058 85.41722.6013 85.41722.6024							

Achtung: Unsere Artikel sind nur als Ersatz für die angegebenen OE-Nummern gültig. In der Spalte "Ref." ist lediglich ein Teil der OE-Nummern aufgeführt. Die vollständige Auflistung aller Vergleichsnummern finden Sie im Anhang.

Attention: The articles are only valid as replacement for the listed OE-numbers. In the column "Ref." only a selection of OE-No. is given. The complete listing you can see in the appendix. (151)

		Baumuster Model						Ref.
--	---	----------------------------	---	---	---	---	---	-------------











































MAN

TGS		08.07 -							
24.320 FNLLW/N 24.360 FNLLW/N 24.400 FNLLW/N 24.440 FNLLW/N	10.07 - 10.07 - 10.07 - 10.07 -	45S		○ ○	290 977 =*	Schraubenfeder / Coil Spring Fahrerhausseriennummer / Driver Cab Serial Number: F99L/R15	(97) (19)	85.41722.6010	
					290 975 =HD	Schraubenfeder / Coil Spring Fahrerhausseriennummer / Driver Cab Serial Number: F99L/R15	(97) (19)	85.41722.6017	
					300 013 =□* 	Fahrerhausseriennummer / Driver Cab Serial Number: F99L/R15/32/37 Luftfeder: Beinhaltet Stoßdämpfer und Luftfederbalg / Pneumatic spring: contains shock absorber and air suspension bellow	(19) (63)	81.41722.6053 81.41722.6054 81.41722.6066 81.41722.6067	
					290 978 =*	Schraubenfeder / Coil Spring Fahrerhausseriennummer / Driver Cab Serial Number: F99L/R15	(97) (19)	85.41722.6011	
				○ ○	290 976 =HD	Schraubenfeder / Coil Spring Fahrerhausseriennummer / Driver Cab Serial Number: F99L/R15	(97) (19)	81.41722.6059 85.41722.6019	
					○ ○	313 080 =□* *	Fahrerhausseriennummer / Driver Cab Serial Number: F99L/R15/32/37	(19)	81.41722.6056 81.41722.6074
						313 184 =□* *	Fahrerhausseriennummer / Driver Cab Serial Number: F99L/R15/32/37	(19)	81.41722.6058 85.41722.6013 85.41722.6024
					28.400 FANLK 28.440 FANLK	08.08 - 08.08 -	84S		○ ○
300 013 =□* 	Luftfeder: Beinhaltet Stoßdämpfer und Luftfederbalg / Pneumatic spring: contains shock absorber and air suspension bellow	(63)	81.41722.6053 81.41722.6054 81.41722.6066 81.41722.6067						
	○ ○	290 976 =	Schraubenfeder / Coil Spring Fahrerhausseriennummer / Driver Cab Serial Number: F99L/R15	(97) (19)				81.41722.6059 85.41722.6019	
		○ ○	313 080 =□* *	Fahrerhausseriennummer / Driver Cab Serial Number: F99L/R15/32/37				(19)	81.41722.6056 81.41722.6074
313 184 =□* *	Fahrerhausseriennummer / Driver Cab Serial Number: F99L/R15/32/37		(19)	81.41722.6058 85.41722.6013 85.41722.6024					
24.360 FPLS, FPLRS 24.400 FPLS, FPLRS 24.440 FPLS, FPLRS 24.480 FPLS, FPLRS 24.540 FPLS, FPLRS	10.07 - 10.07 - 10.07 - 10.07 - 10.07 -	24S		○ ○				290 977 =*	Fahrerhausseriennummer / Driver Cab Serial Number: F99L/R15
					290 975 =HD	Fahrerhausseriennummer / Driver Cab Serial Number: F99L/R15	(19)	85.41722.6017	
					○ ○	300 013 =□* 	Luftfeder: Beinhaltet Stoßdämpfer und Luftfederbalg / Pneumatic spring: contains shock absorber and air suspension bellow	(63)	81.41722.6053 81.41722.6054 81.41722.6066 81.41722.6067
							○ ○	290 978 =*	Fahrerhausseriennummer / Driver Cab Serial Number: F99L/R15
			290 976 =HD	Fahrerhausseriennummer / Driver Cab Serial Number: F99L/R15	(19)			81.41722.6059 85.41722.6019	
			○ ○	313 183 =□* *	Fahrerhausseriennummer / Driver Cab Serial Number: F99L/R15/32/37	(19)	81.41722.6057 81.41722.6075 85.41722.6006 85.41722.6012		
				○ ○	300 015 =□* * 	Fahrerhausseriennummer / Driver Cab Serial Number: F99L/R15/32/37 Luftfeder: Beinhaltet Stoßdämpfer und Luftfederbalg / Pneumatic spring: contains shock absorber and air suspension bellow	(19) (63)	81.41722.6055	

Achtung: Unsere Artikel sind nur als Ersatz für die angegebenen OE-Nummern gültig. In der Spalte "Ref." ist lediglich ein Teil der OE-Nummern aufgeführt. Die vollständige Auflistung aller Vergleichsnummern finden Sie im Anhang.
Attention: The articles are only valid as replacement for the listed OE-numbers. In the column "Ref." only a selection of OE-No. is given. The complete listing you can see in the appendix. (151)

		Baumuster Model						Ref.
--	---	----------------------------	---	---	---	---	---	-------------

MAN



















TGS		08.07 -							
26.320 FDAC, FDALC, FDHLC, FDHLC/M 26.320 FDAK, FDALK, FDHK, FDHLK 26.360 FDAC, FDALC, FDHLC, FDHLC/M 26.360 FDAK, FDALK, FDHK, FDHLK 26.400 FDAC, FDALC, FDHLC, FDHLC/M 26.400 FDAK, FDALK, FDHK, FDHLK 26.440 FDAC, FDALC, FDHLC, FDHLC/M 26.440 FDAK, FDALK, FDHK, FDHLK 26.480 FDAC, FDALC, FDHLC, FDHLC/M 26.480 FDAK, FDALK, FDHK, FDHLK 26.540 FDAC, FDALC, FDHLC, FDHLC/M 26.540 FDAK, FDALK, FDHLK	07.08 -	56S 70S 82S			300 013 	Luftfeder: Beinhaltet Stoßdämpfer und Luftfederbalg / Pneumatic spring: contains shock absorber and air suspension bellow	(63)	81.41722.6053 81.41722.6054 81.41722.6066 81.41722.6067	
	07.08 -				313 080 	Fahrerhausseriennummer / Driver Cab Serial Number: F99L/R15/32/37	(19)	81.41722.6056 81.41722.6074	
	08.08 -				313 184 	Fahrerhausseriennummer / Driver Cab Serial Number: F99L/R15/32/37	(19)	81.41722.6058 85.41722.6013 85.41722.6024	
	08.08 -				290 975 =	Schraubenfeder / Coil Spring Fahrerhausseriennummer / Driver Cab Serial Number: F99L/R15	(97) (19)	85.41722.6017	
	02.09 -	56S 82S			290 976 =	Schraubenfeder / Coil Spring Fahrerhausseriennummer / Driver Cab Serial Number: F99L/R15	(97) (19)	81.41722.6059 85.41722.6019	
	11.07 -				290 977 =*	Schraubenfeder / Coil Spring Fahrerhausseriennummer / Driver Cab Serial Number: F99L/R15	(97) (19)	85.41722.6010	
	02.09 -	70S			290 975 =HD	Schraubenfeder / Coil Spring Fahrerhausseriennummer / Driver Cab Serial Number: F99L/R15	(97) (19)	85.41722.6017	
	11.07 -				290 978 =*	Schraubenfeder / Coil Spring Fahrerhausseriennummer / Driver Cab Serial Number: F99L/R15	(97) (19)	85.41722.6011	
	02.09 -	70S			290 976 =HD	Schraubenfeder / Coil Spring Fahrerhausseriennummer / Driver Cab Serial Number: F99L/R15	(97) (19)	81.41722.6059 85.41722.6019	
	11.07 -				300 013 	Luftfeder: Beinhaltet Stoßdämpfer und Luftfederbalg / Pneumatic spring: contains shock absorber and air suspension bellow	(63)	81.41722.6053 81.41722.6054 81.41722.6066 81.41722.6067	
	26.320 FDAS, FDALS, FDHS, FDHLS, FDHLS/M 26.360 FDAS, FDALS, FDHS, FDHLS, FDHLS/M 26.400 FDAS, FDALS, FDHS, FDHLS, FDHLS/M 26.440 FDAS, FDALS, FDHLS, FDHLS/M 26.480 FDAS, FDALS, FDHS, FDHLS 26.540 FDAS, FDALS, FDHLS	07.08 -	56S 70S 82S			313 183 	Fahrerhausseriennummer / Driver Cab Serial Number: F99L/R15/32/37	(19)	81.41722.6057 81.41722.6075 85.41722.6006 85.41722.6012
		08.08 -				300 015 	Fahrerhausseriennummer / Driver Cab Serial Number: F99L/R15/32/37	(19)	81.41722.6055
09.07 -					290 975 =	Schraubenfeder / Coil Spring Fahrerhausseriennummer / Driver Cab Serial Number: F99L/R15	(97) (19)	85.41722.6017	
02.09 -					290 976 =	Schraubenfeder / Coil Spring Fahrerhausseriennummer / Driver Cab Serial Number: F99L/R15	(97) (19)	81.41722.6059 85.41722.6019	
02.09 -		56S 82S			290 977 =*	Schraubenfeder / Coil Spring Fahrerhausseriennummer / Driver Cab Serial Number: F99L/R15	(97) (19)	85.41722.6010	
02.09 -					290 975 =HD	Schraubenfeder / Coil Spring Fahrerhausseriennummer / Driver Cab Serial Number: F99L/R15	(97) (19)	85.41722.6017	
02.09 -		70S			290 978 =*	Schraubenfeder / Coil Spring Fahrerhausseriennummer / Driver Cab Serial Number: F99L/R15	(97) (19)	85.41722.6011	
02.09 -					290 976 =HD	Schraubenfeder / Coil Spring Fahrerhausseriennummer / Driver Cab Serial Number: F99L/R15	(97) (19)	81.41722.6059 85.41722.6019	

Achtung: Unsere Artikel sind nur als Ersatz für die angegebenen OE-Nummern gültig. In der Spalte "Ref." ist lediglich ein Teil der OE-Nummern aufgeführt. Die vollständige Auflistung aller Vergleichsnummern finden Sie im Anhang.

Attention: The articles are only valid as replacement for the listed OE-numbers. In the column "Ref." only a selection of OE-No. is given. The complete listing you can see in the appendix. (151)

		Baumuster Model						Ref.
--	---	--------------------	---	---	---	---	---	------



















MAN

TGS		08.07 -										
26.320 FDC, FDRC, FDLC, FDLC/M, FDLRC, FDLRC/M, FNHLC 26.360 FDC, FDRC, FDRC/M, FDLC, FDLRC, FNHLC 26.400 FDC, FDRC, FDC/M, FDLC, FDLC/M, FDLRC, FDLRC/M, FNHLC 26.440 FDC, FDRC, FDC/M, FDLC, FDLC/M, FDLRC, FNHLC 26.480 FDC, FDC/M, FDLC, FDLC/M, FDRC, FDRC/M, FDLRC, FNLHC 26.540 FDC, FDC/M, FDLC, FDLC/M, FDLRC, FDLRC/M, FNHLC	07.08 -	26S 30S 35S			290 977 =*	Schraubenfeder / Coil Spring Fahrerhausseriennummer / Driver Cab Serial Number: F99L/R15	(97) (19)	85.41722.6010				
	08.08 -				290 975 =HD	Schraubenfeder / Coil Spring Fahrerhausseriennummer / Driver Cab Serial Number: F99L/R15	(97) (19)	85.41722.6017				
	08.08 -					300 013 =* 	Fahrerhausseriennummer / Driver Cab Serial Number: F99L/R15/32/37 Luftfeder: Beinhaltet Stoßdämpfer und Luftfederbalg / Pneumatic spring: contains shock absorber and air suspension bellow	(19) (63)	81.41722.6053 81.41722.6054 81.41722.6066 81.41722.6067			
	02.09 -					290 978 =*	Schraubenfeder / Coil Spring Fahrerhausseriennummer / Driver Cab Serial Number: F99L/R15	(97) (19)	85.41722.6011			
	02.09 -						290 976 =HD	Schraubenfeder / Coil Spring Fahrerhausseriennummer / Driver Cab Serial Number: F99L/R15	(97) (19)	81.41722.6059 85.41722.6019		
	02.09 -							313 080 =* 			81.41722.6056 81.41722.6074	
								313 184 =* 			81.41722.6058 85.41722.6013 85.41722.6024	
	26.320 FDK, FDLK 26.360 FDK, FDLK, FDRK 26.400 FDK, FDLK 26.440 FDK, FDLK 26.480 FDK, FDLK 33.360 FDC, FDLC 33.360 FDK, FDLK 33.400 FDC, FDLC 33.400 FDK, FDLK 33.440 FDC, FDLC 33.440 FDK, FDLK 33.480 FDC, FDC/M, FDLC, FDLC/M 33.480 FDK, FDLK 33.540 FDC, FDLC, FDLC/M 33.540 FDK, FDLK				07.08 -	26S 30S			290 977 =*	Schraubenfeder / Coil Spring Fahrerhausseriennummer / Driver Cab Serial Number: F99L/R15	(97) (19)	85.41722.6010
					08.08 -				290 975 =HD	Schraubenfeder / Coil Spring Fahrerhausseriennummer / Driver Cab Serial Number: F99L/R15	(97) (19)	85.41722.6017
					02.09 -							
07.08 -			300 013 =* 	Fahrerhausseriennummer / Driver Cab Serial Number: F99L/R15/32/37 Luftfeder: Beinhaltet Stoßdämpfer und Luftfederbalg / Pneumatic spring: contains shock absorber and air suspension bellow	(19) (63)				81.41722.6053 81.41722.6054 81.41722.6066 81.41722.6067			
07.08 -												
06.08 -				290 978 =*	Schraubenfeder / Coil Spring Fahrerhausseriennummer / Driver Cab Serial Number: F99L/R15				(97) (19)	85.41722.6011		
06.08 -												
06.08 -		08.08 -	08.08 -	290 976 =HD	Schraubenfeder / Coil Spring Fahrerhausseriennummer / Driver Cab Serial Number: F99L/R15				(97) (19)	81.41722.6059 85.41722.6019		
06.08 -												
02.09 -			313 080 =* 							81.41722.6056 81.41722.6074		
02.09 -												
			313 184 =* 			81.41722.6058 85.41722.6013 85.41722.6024						

Achtung: Unsere Artikel sind nur als Ersatz für die angegebenen OE-Nummern gültig. In der Spalte "Ref." ist lediglich ein Teil der OE-Nummern aufgeführt. Die vollständige Auflistung aller Vergleichsnummern finden Sie im Anhang.
Attention: The articles are only valid as replacement for the listed OE-numbers. In the column "Ref." only a selection of OE-No. is given. The complete listing you can see in the appendix. (151)

		Baumuster Model						Ref.
--	---	--------------------	---	---	---	---	---	------

MAN











TGS		08.07 -										
26.320 FDS, FDLS, FDLS/M, FDRS, FDLRS, FDLRS/M, FNHLS 26.360 FDS, FDRS, FDRS/M, FDLS, FDLRS, FNHLS 26.400 FDS, FDS/M, FDLS, FDLS/M, FDRS, FDLRS, FNHLS 26.440 FDS, FDRS, FDS/M, FDLS, FDLRS, FNHLS 26.480 FDS, FDS/M, FDLS, FDLS/M, FDRS, FDLRS, FDRS/M, FNHLS	07.08 -	26S 30S 35S			290 977 =*	Schraubenfeder / Coil Spring Fahrerhausseriennummer / Driver Cab Serial Number: F99L/R15	(97) (19)	85.41722.6010				
	08.08 -				290 975 =HD	Schraubenfeder / Coil Spring Fahrerhausseriennummer / Driver Cab Serial Number: F99L/R15	(97) (19)	85.41722.6017				
	02.09 -					300 013  *	Fahrerhausseriennummer / Driver Cab Serial Number: F99L/R15/32/37 Luftfeder: Beinhaltet Stoßdämpfer und Luftfederbalg / Pneumatic spring: contains shock absorber and air suspension bellow	(19) (63)	81.41722.6053 81.41722.6054 81.41722.6066 81.41722.6067			
	02.09 -					290 978 =*	Schraubenfeder / Coil Spring Fahrerhausseriennummer / Driver Cab Serial Number: F99L/R15	(97) (19)	85.41722.6011			
	02.09 -						290 976 =HD	Schraubenfeder / Coil Spring Fahrerhausseriennummer / Driver Cab Serial Number: F99L/R15	(97) (19)	81.41722.6059 85.41722.6019		
	02.09 -							313 183  *			81.41722.6057 81.41722.6075 85.41722.6006 85.41722.6012	
								300 015  *	Luftfeder: Beinhaltet Stoßdämpfer und Luftfederbalg / Pneumatic spring: contains shock absorber and air suspension bellow	(63)	81.41722.6055	
								290 977 =*	Schraubenfeder / Coil Spring Fahrerhausseriennummer / Driver Cab Serial Number: F99L/R15	(97) (19)	85.41722.6010	
	26.540 FDK, FDLK				02.09 -	26S			290 975 =HD	Schraubenfeder / Coil Spring Fahrerhausseriennummer / Driver Cab Serial Number: F99L/R15	(97) (19)	85.41722.6017
										300 013  *	Fahrerhausseriennummer / Driver Cab Serial Number: F99L/R15/32/37 Luftfeder: Beinhaltet Stoßdämpfer und Luftfederbalg / Pneumatic spring: contains shock absorber and air suspension bellow	(19) (63)
			290 978 =*	Schraubenfeder / Coil Spring Fahrerhausseriennummer / Driver Cab Serial Number: F99L/R15						(97) (19)	85.41722.6011	
			290 976 =HD	Schraubenfeder / Coil Spring Fahrerhausseriennummer / Driver Cab Serial Number: F99L/R15					(97) (19)	81.41722.6059 85.41722.6019		
		313 080  *								81.41722.6056 81.41722.6074		
		313 184  *								81.41722.6058 85.41722.6013 85.41722.6024		

Achtung: Unsere Artikel sind nur als Ersatz für die angegebenen OE-Nummern gültig. In der Spalte "Ref." ist lediglich ein Teil der OE-Nummern aufgeführt. Die vollständige Auflistung aller Vergleichsnummern finden Sie im Anhang.

Attention: The articles are only valid as replacement for the listed OE-numbers. In the column "Ref." only a selection of OE-No. is given. The complete listing you can see in the appendix. (151)

		Baumuster Model						Ref.
--	---	--------------------	---	---	---	---	---	------














MAN

TGS		08.07 -							
26.540 FDS, FDS/M, FDLS, FDRS, FDLRS, FDLS/M, FNHLS	02.09 -	26S 35S		○ ○	290 977 =*	Schraubenfeder / Coil Spring Fahrerhausseriennummer / Driver Cab Serial Number: F99L/R15	(97) (19)	85.41722.6010	
					290 975 =HD	Schraubenfeder / Coil Spring Fahrerhausseriennummer / Driver Cab Serial Number: F99L/R15	(97) (19)	85.41722.6017	
					300 013 =□* 	Fahrerhausseriennummer / Driver Cab Serial Number: F99L/R15/32/37 Luftfeder: Beinhaltet Stoßdämpfer und Luftfederbalg / Pneumatic spring: contains shock absorber and air suspension bellow	(19) (63)	81.41722.6053 81.41722.6054 81.41722.6066 81.41722.6067	
				○ ○	290 978 =*	Schraubenfeder / Coil Spring Fahrerhausseriennummer / Driver Cab Serial Number: F99L/R15	(97) (19)	85.41722.6011	
					290 976 =HD	Schraubenfeder / Coil Spring Fahrerhausseriennummer / Driver Cab Serial Number: F99L/R15	(97) (19)	81.41722.6059 85.41722.6019	
			○ ○	313 183 =□* *				81.41722.6057 81.41722.6075 85.41722.6006 85.41722.6012	
				300 015 =□* * 	Luftfeder: Beinhaltet Stoßdämpfer und Luftfederbalg / Pneumatic spring: contains shock absorber and air suspension bellow	(63)	81.41722.6055		
28.320 FNHLC 28.540 FNHLC	07.08 - 06.08 -	71S		○ ○	290 977 =*	Schraubenfeder / Coil Spring Fahrerhausseriennummer / Driver Cab Serial Number: F99L/R15	(97) (19)	85.41722.6010	
					290 975 =HD	Schraubenfeder / Coil Spring Fahrerhausseriennummer / Driver Cab Serial Number: F99L/R15	(97) (19)	85.41722.6017	
			○ ○	300 013 =□* 	Luftfeder: Beinhaltet Stoßdämpfer und Luftfederbalg / Pneumatic spring: contains shock absorber and air suspension bellow	(63)	81.41722.6053 81.41722.6054 81.41722.6066 81.41722.6067		
					○ ○	290 978 =*	Schraubenfeder / Coil Spring Fahrerhausseriennummer / Driver Cab Serial Number: F99L/R15	(97) (19)	85.41722.6011
			290 976 =HD			Schraubenfeder / Coil Spring Fahrerhausseriennummer / Driver Cab Serial Number: F99L/R15	(97) (19)	81.41722.6059 85.41722.6019	
			○ ○	313 080 =□* *	Fahrerhausseriennummer / Driver Cab Serial Number: F99L/R15/32/37	(19)	81.41722.6056 81.41722.6074		
				313 184 =□* *	Fahrerhausseriennummer / Driver Cab Serial Number: F99L/R15/32/37	(19)	81.41722.6058 85.41722.6013 85.41722.6024		
			28.320 FNLC 28.360 FNLC 28.400 FNLC 28.440 FNLC 28.480 FNLC 28.540 FNLC	07.08 - 08.08 - 08.08 - 08.08 - 08.08 - 02.09 -	74S 89S		○ ○	290 977 =*	Schraubenfeder / Coil Spring Fahrerhausseriennummer / Driver Cab Serial Number: F99L/R15
290 975 =HD	Schraubenfeder / Coil Spring Fahrerhausseriennummer / Driver Cab Serial Number: F99L/R15	(97) (19)						85.41722.6017	
○ ○	300 013 =□* 	Luftfeder: Beinhaltet Stoßdämpfer und Luftfederbalg / Pneumatic spring: contains shock absorber and air suspension bellow				(63)	81.41722.6053 81.41722.6054 81.41722.6066 81.41722.6067		
		○ ○				290 978 =*	Schraubenfeder / Coil Spring Fahrerhausseriennummer / Driver Cab Serial Number: F99L/R15	(97) (19)	85.41722.6011
290 976 =HD						Schraubenfeder / Coil Spring Fahrerhausseriennummer / Driver Cab Serial Number: F99L/R15	(97) (19)	81.41722.6059 85.41722.6019	
○ ○	313 080 =□* *	Fahrerhausseriennummer / Driver Cab Serial Number: F99L/R15/32/37				(19)	81.41722.6056 81.41722.6074		
	313 184 =□* *	Fahrerhausseriennummer / Driver Cab Serial Number: F99L/R15/32/37				(19)	81.41722.6058 85.41722.6013 85.41722.6024		

Achtung: Unsere Artikel sind nur als Ersatz für die angegebenen OE-Nummern gültig. In der Spalte "Ref." ist lediglich ein Teil der OE-Nummern aufgeführt. Die vollständige Auflistung aller Vergleichsnummern finden Sie im Anhang.
Attention: The articles are only valid as replacement for the listed OE-numbers. In the column "Ref." only a selection of OE-No. is given. The complete listing you can see in the appendix. (151)

		Baumuster Model						Ref.
--	---	--------------------	---	---	---	---	---	------

MAN






























TGS		08.07 -								
28.320 FNLS 28.360 FNLS 28.400 FNLS 28.440 FNLS 28.480 FNLS 28.540 FNLS	07.08 - 08.08 - 08.08 - 08.08 - 08.08 - 02.09 -	89S		○ ○	290 977 =*	Schraubenfeder / Coil Spring Fahrerhausseriennummer / Driver Cab Serial Number: F99L/R15	(97) (19)	85.41722.6010		
					290 975 =HD	Schraubenfeder / Coil Spring Fahrerhausseriennummer / Driver Cab Serial Number: F99L/R15	(97) (19)			
					300 013 =□* 	Luftfeder: Beinhaltet Stoßdämpfer und Luftfederbalg / Pneumatic spring: contains shock absorber and air suspension bellow	(63)			
					290 978 =*	Schraubenfeder / Coil Spring Fahrerhausseriennummer / Driver Cab Serial Number: F99L/R15	(97) (19)			
				○ ○	290 976 =HD	Schraubenfeder / Coil Spring Fahrerhausseriennummer / Driver Cab Serial Number: F99L/R15	(97) (19)	81.41722.6059 85.41722.6019		
					○ ○	313 183 =□* *	Fahrerhausseriennummer / Driver Cab Serial Number: F99L/R15/32/37	(19)	81.41722.6057 81.41722.6075 85.41722.6006 85.41722.6012	
						300 015 =□* * 	Fahrerhausseriennummer / Driver Cab Serial Number: F99L/R15/32/37 Luftfeder: Beinhaltet Stoßdämpfer und Luftfederbalg / Pneumatic spring: contains shock absorber and air suspension bellow	(19) (63)	81.41722.6055	
					28.360 FANLC, FNHLC 28.400 FANLC, FNHLC	08.08 - 08.08 -	71S		○ ○	290 977 =*
290 975 =HD	Schraubenfeder / Coil Spring Fahrerhausseriennummer / Driver Cab Serial Number: F99L/R15	(97) (19)								
	○ ○	290 978 =*	Schraubenfeder / Coil Spring Fahrerhausseriennummer / Driver Cab Serial Number: F99L/R15	(97) (19)				85.41722.6011		
		290 976 =HD	Schraubenfeder / Coil Spring Fahrerhausseriennummer / Driver Cab Serial Number: F99L/R15	(97) (19)				81.41722.6059 85.41722.6019		
71S 84S		○ ○	300 013 =□* 	Luftfeder: Beinhaltet Stoßdämpfer und Luftfederbalg / Pneumatic spring: contains shock absorber and air suspension bellow			(63)	81.41722.6053 81.41722.6054 81.41722.6066 81.41722.6067		
				○ ○			313 080 =□* *	Fahrerhausseriennummer / Driver Cab Serial Number: F99L/R15/32/37	(19)	81.41722.6056 81.41722.6074
							313 184 =□* *	Fahrerhausseriennummer / Driver Cab Serial Number: F99L/R15/32/37	(19)	81.41722.6058 85.41722.6013 85.41722.6024
			84S				○ ○	290 975 =	Schraubenfeder / Coil Spring Fahrerhausseriennummer / Driver Cab Serial Number: F99L/R15	(97) (19)
290 976 =	Schraubenfeder / Coil Spring Fahrerhausseriennummer / Driver Cab Serial Number: F99L/R15	(97) (19)						81.41722.6059 85.41722.6019		
28.360 FANLK	08.08 -	84S		○ ○			290 975 =	Schraubenfeder / Coil Spring Fahrerhausseriennummer / Driver Cab Serial Number: F99L/R15	(97) (19)	85.41722.6017
					300 013 =□* 	Luftfeder: Beinhaltet Stoßdämpfer und Luftfederbalg / Pneumatic spring: contains shock absorber and air suspension bellow	(63)	81.41722.6053 81.41722.6054 81.41722.6066 81.41722.6067		
				○ ○	290 976 =	Schraubenfeder / Coil Spring Fahrerhausseriennummer / Driver Cab Serial Number: F99L/R15	(97) (19)	81.41722.6059 85.41722.6019		
					313 184 =□* *	Fahrerhausseriennummer / Driver Cab Serial Number: F99L/R15/32/37	(19)	81.41722.6058 85.41722.6013 85.41722.6024		

Achtung: Unsere Artikel sind nur als Ersatz für die angegebenen OE-Nummern gültig. In der Spalte "Ref." ist lediglich ein Teil der OE-Nummern aufgeführt. Die vollständige Auflistung aller Vergleichsnummern finden Sie im Anhang.








Attention: The articles are only valid as replacement for the listed OE-numbers. In the column "Ref." only a selection of OE-No. is given. The complete listing you can see in the appendix. (151)

		Baumuster Model						Ref.
--	---	----------------------------	---	---	---	---	---	-------------
















MAN

TGS		08.07 -							
28.440 FANLC, FNHLC 28.480 FANLC, FNHLC	08.08 - 08.08 -	71S			290 977 =*	Schraubenfeder / Coil Spring Fahrerhausseriennummer / Driver Cab Serial Number: F99L/R15	(97) (19)	85.41722.6010	
					290 975 =HD	Schraubenfeder / Coil Spring Fahrerhausseriennummer / Driver Cab Serial Number: F99L/R15	(97) (19)	85.41722.6017	
				290 978 =*	Schraubenfeder / Coil Spring Fahrerhausseriennummer / Driver Cab Serial Number: F99L/R15	(97) (19)	85.41722.6011		
				290 976 =HD	Schraubenfeder / Coil Spring Fahrerhausseriennummer / Driver Cab Serial Number: F99L/R15	(97) (19)	81.41722.6059 85.41722.6019		
	71S 84S					300 013 = 	Luftfeder: Beinhaltet Stoßdämpfer und Luftfederbalg / Pneumatic spring: contains shock absorber and air suspension bellow	(63)	81.41722.6053 81.41722.6054 81.41722.6066 81.41722.6067
						313 080 = 	Fahrerhausseriennummer / Driver Cab Serial Number: F99L/R15/32/37	(19)	81.41722.6056 81.41722.6074
						313 184 = 	Fahrerhausseriennummer / Driver Cab Serial Number: F99L/R15/32/37	(19)	81.41722.6058 85.41722.6013 85.41722.6024
						290 975 =	Schraubenfeder / Coil Spring Fahrerhausseriennummer / Driver Cab Serial Number: F99L/R15	(97) (19)	85.41722.6017
	28.480 FANLK	08.08 -	84S			290 975 =	Schraubenfeder / Coil Spring Fahrerhausseriennummer / Driver Cab Serial Number: F99L/R15	(97) (19)	85.41722.6017
								300 013 = 	Luftfeder: Beinhaltet Stoßdämpfer und Luftfederbalg / Pneumatic spring: contains shock absorber and air suspension bellow
313 080 = 				Fahrerhausseriennummer / Driver Cab Serial Number: F99L/R15/32/37	(19)			81.41722.6056 81.41722.6074	
313 184 = 				Fahrerhausseriennummer / Driver Cab Serial Number: F99L/R15/32/37	(19)			81.41722.6058 85.41722.6013 85.41722.6024	
290 975 =				Schraubenfeder / Coil Spring Fahrerhausseriennummer / Driver Cab Serial Number: F99L/R15	(97) (19)			85.41722.6017	
32.320 FFD-TM 32.360 FFDRC 32.360 FFD-TM, FFDR-TM 32.400 FFDRC 32.400 FFD-TM, FFDR-TM 32.440 FFDRC 32.440 FFD-TM, FFDR-TM 32.480 FFD-TM				02.09 - 08.08 -	49S			290 977 =*	Schraubenfeder / Coil Spring Fahrerhausseriennummer / Driver Cab Serial Number: F99L/R15
	290 975 =HD	Schraubenfeder / Coil Spring Fahrerhausseriennummer / Driver Cab Serial Number: F99L/R15	(97) (19)					85.41722.6017	
			300 013 = 	Fahrerhausseriennummer / Driver Cab Serial Number: F99L/R15/32/37 Luftfeder: Beinhaltet Stoßdämpfer und Luftfederbalg / Pneumatic spring: contains shock absorber and air suspension bellow		(19) (63)	81.41722.6053 81.41722.6054 81.41722.6066 81.41722.6067		
						290 978 =*	Schraubenfeder / Coil Spring Fahrerhausseriennummer / Driver Cab Serial Number: F99L/R15	(97) (19)	85.41722.6011
	290 976 =HD	Schraubenfeder / Coil Spring Fahrerhausseriennummer / Driver Cab Serial Number: F99L/R15				(97) (19)	81.41722.6059 85.41722.6019		
			313 080 = 				81.41722.6056 81.41722.6074		
			313 184 = 				81.41722.6058 85.41722.6013 85.41722.6024		

Achtung: Unsere Artikel sind nur als Ersatz für die angegebenen OE-Nummern gültig. In der Spalte "Ref." ist lediglich ein Teil der OE-Nummern aufgeführt. Die vollständige Auflistung aller Vergleichsnummern finden Sie im Anhang.
Attention: The articles are only valid as replacement for the listed OE-numbers. In the column "Ref." only a selection of OE-No. is given. The complete listing you can see in the appendix. (151)

		Baumuster Model						Ref.
--	---	--------------------	---	---	---	---	---	------

MAN














































TGS		08.07 -									
33.360 FDAC, FDALC 33.360 FDAK, FDALK, FDHK 33.440 FDAC, FDALC 33.440 FDAK, FDALK, FDHK 33.480 FDAC, FDALC 33.480 FDAK, FDALK 33.540 FDAC, FDALC 33.540 FDAK, FDALK	06.08 - 10.07 - 07.08 - 11.07 - 08.08 - 08.08 - 02.09 - 02.09 -	56S 82S		○ ○	290 975 =	Schraubenfeder / Coil Spring Fahrerhausseriennummer / Driver Cab Serial Number: F99L/R15	(97) (19)	85.41722.6017			
					300 013 =  *	Luftfeder: Beinhaltet Stoßdämpfer und Luftfederbalg / Pneumatic spring: contains shock absorber and air suspension bellow	(63)	81.41722.6053 81.41722.6054 81.41722.6066 81.41722.6067			
					290 976 =	Schraubenfeder / Coil Spring Fahrerhausseriennummer / Driver Cab Serial Number: F99L/R15	(97) (19)	81.41722.6059 85.41722.6019			
							○ ○	313 080 =  *	Fahrerhausseriennummer / Driver Cab Serial Number: F99L/R15/32/37	(19)	81.41722.6056 81.41722.6074
								313 184 =  *	Fahrerhausseriennummer / Driver Cab Serial Number: F99L/R15/32/37	(19)	81.41722.6058 85.41722.6013 85.41722.6024
33.360 FDAS, FDALS, FDHS 33.440 FDAS, FDALS, FDHS 33.480 FDAS, FDALS, FDHS 33.540 FDAS, FDALS	10.07 - 10.07 - 10.07 - 02.09 -	56S 82S		○ ○	290 975 =	Schraubenfeder / Coil Spring Fahrerhausseriennummer / Driver Cab Serial Number: F99L/R15	(97) (19)	85.41722.6017			
					300 013 =  *	Luftfeder: Beinhaltet Stoßdämpfer und Luftfederbalg / Pneumatic spring: contains shock absorber and air suspension bellow	(63)	81.41722.6053 81.41722.6054 81.41722.6066 81.41722.6067			
					290 976 =	Schraubenfeder / Coil Spring Fahrerhausseriennummer / Driver Cab Serial Number: F99L/R15	(97) (19)	81.41722.6059 85.41722.6019			
							○ ○	313 183 =  *	Fahrerhausseriennummer / Driver Cab Serial Number: F99L/R15/32/37	(19)	81.41722.6057 81.41722.6075 85.41722.6006 85.41722.6012
								300 015 =  *	Fahrerhausseriennummer / Driver Cab Serial Number: F99L/R15/32/37 Luftfeder: Beinhaltet Stoßdämpfer und Luftfederbalg / Pneumatic spring: contains shock absorber and air suspension bellow	(19) (63)	81.41722.6055
33.360 FDS, FDLS 33.400 FDS, FDLS 33.440 FDS, FDLS, FDLS/M 33.480 FDS, FDLS, FDLS/M 33.540 FDS, FDLS, FDLS/M	06.08 - 07.08 - 06.08 - 08.08 - 02.09 -	26S 30S		○ ○	290 977 = *	Schraubenfeder / Coil Spring Fahrerhausseriennummer / Driver Cab Serial Number: F99L/R15	(97) (19)	85.41722.6010			
					290 975 = HD	Schraubenfeder / Coil Spring Fahrerhausseriennummer / Driver Cab Serial Number: F99L/R15	(97) (19)	85.41722.6017			
					300 013 =  *	Fahrerhausseriennummer / Driver Cab Serial Number: F99L/R15/32/37 Luftfeder: Beinhaltet Stoßdämpfer und Luftfederbalg / Pneumatic spring: contains shock absorber and air suspension bellow	(19) (63)	81.41722.6053 81.41722.6054 81.41722.6066 81.41722.6067			
					290 978 = *	Schraubenfeder / Coil Spring Fahrerhausseriennummer / Driver Cab Serial Number: F99L/R15	(97) (19)	85.41722.6011			
							○ ○	290 976 = HD	Schraubenfeder / Coil Spring Fahrerhausseriennummer / Driver Cab Serial Number: F99L/R15	(97) (19)	81.41722.6059 85.41722.6019
								313 183 =  *			81.41722.6057 81.41722.6075 85.41722.6006 85.41722.6012
								300 015 =  *	Luftfeder: Beinhaltet Stoßdämpfer und Luftfederbalg / Pneumatic spring: contains shock absorber and air suspension bellow	(63)	81.41722.6055

Achtung: Unsere Artikel sind nur als Ersatz für die angegebenen OE-Nummern gültig. In der Spalte "Ref." ist lediglich ein Teil der OE-Nummern aufgeführt. Die vollständige Auflistung aller Vergleichsnummern finden Sie im Anhang.

Attention: The articles are only valid as replacement for the listed OE-numbers. In the column "Ref." only a selection of OE-No. is given. The complete listing you can see in the appendix. (151)

		Baumuster Model						Ref.
--	---	--------------------	---	---	---	---	---	------
































MAN

TGS		08.07 -							
33.400 FDAC, FDALC 33.400 FDAK, FDALK, FDHK	07.08 - 07.08 -	56S				290 975 =	Schraubenfeder / Coil Spring Fahrerhausseriennummer / Driver Cab Serial Number: F99L/R15	(97) (19)	85.41722.6017
						300 013 = 	Luftfeder: Beinhaltet Stoßdämpfer und Luftfederbalg / Pneumatic spring: contains shock absorber and air suspension bellow	(63)	81.41722.6053 81.41722.6054 81.41722.6066 81.41722.6067
					290 976 =	Schraubenfeder / Coil Spring Fahrerhausseriennummer / Driver Cab Serial Number: F99L/R15	(97) (19)	81.41722.6059 85.41722.6019	
					313 080 = 	Fahrerhausseriennummer / Driver Cab Serial Number: F99L/R15/32/37	(19)	81.41722.6056 81.41722.6074	
					313 184 = 	Fahrerhausseriennummer / Driver Cab Serial Number: F99L/R15/32/37	(19)	81.41722.6058 85.41722.6013 85.41722.6024	
33.400 FDAS, FDALS, FDHS	07.08 -	56S				290 975 =	Schraubenfeder / Coil Spring Fahrerhausseriennummer / Driver Cab Serial Number: F99L/R15	(97) (19)	85.41722.6017
						300 013 = 	Luftfeder: Beinhaltet Stoßdämpfer und Luftfederbalg / Pneumatic spring: contains shock absorber and air suspension bellow	(63)	81.41722.6053 81.41722.6054 81.41722.6066 81.41722.6067
						290 976 =	Schraubenfeder / Coil Spring Fahrerhausseriennummer / Driver Cab Serial Number: F99L/R15	(97) (19)	81.41722.6059 85.41722.6019
						313 183 = 	Fahrerhausseriennummer / Driver Cab Serial Number: F99L/R15/32/37	(19)	81.41722.6057 81.41722.6075 85.41722.6006 85.41722.6012
						300 015 = 	Fahrerhausseriennummer / Driver Cab Serial Number: F99L/R15/32/37 Luftfeder: Beinhaltet Stoßdämpfer und Luftfederbalg / Pneumatic spring: contains shock absorber and air suspension bellow	(19) (63)	81.41722.6055
35.320 FFDK 35.480 FFDK 41.320 FFDK, 8x8 41.360 FFDK, 8x8 41.440 FFDK, 8x8 41.480 FFDK, 8x8 41.480 FFDARC	06.08 - 06.08 - 06.08 - 06.08 - 06.08 - 06.08 -	96S				290 975 =	Schraubenfeder / Coil Spring	(97)	85.41722.6017
						300 013 = 	Luftfeder: Beinhaltet Stoßdämpfer und Luftfederbalg / Pneumatic spring: contains shock absorber and air suspension bellow	(63)	81.41722.6053 81.41722.6054 81.41722.6066 81.41722.6067
						290 976 =	Schraubenfeder / Coil Spring	(97)	81.41722.6059 85.41722.6019
						313 080 = 			81.41722.6056 81.41722.6074
						313 184 = 			81.41722.6058 85.41722.6013 85.41722.6024

Achtung: Unsere Artikel sind nur als Ersatz für die angegebenen OE-Nummern gültig. In der Spalte "Ref." ist lediglich ein Teil der OE-Nummern aufgeführt. Die vollständige Auflistung aller Vergleichsnummern finden Sie im Anhang.
Attention: The articles are only valid as replacement for the listed OE-numbers. In the column "Ref." only a selection of OE-No. is given. The complete listing you can see in the appendix. (151)

		Baumuster Model						Ref.
--	--	----------------------------	---	---	---	--	---	-------------










MAN

TGS		08.07 -									
35.320 FFDK, FFDHLK	06.08 -	59S			290 977 =*	Schraubenfeder / Coil Spring Fahrerhausseriennummer / Driver Cab Serial Number: F99L/R15	(97) (19)	85.41722.6010			
					290 975 =HD	Schraubenfeder / Coil Spring Fahrerhausseriennummer / Driver Cab Serial Number: F99L/R15	(97) (19)	85.41722.6017			
					290 978 =*	Schraubenfeder / Coil Spring Fahrerhausseriennummer / Driver Cab Serial Number: F99L/R15	(97) (19)	85.41722.6011			
					290 976 =HD	Schraubenfeder / Coil Spring Fahrerhausseriennummer / Driver Cab Serial Number: F99L/R15	(97) (19)	81.41722.6059 85.41722.6019			
		59S 93S			300 013  *	Luftfeder: Beinhaltet Stoßdämpfer und Luftfederbalg / Pneumatic spring: contains shock absorber and air suspension bellow	(63)	81.41722.6053 81.41722.6054 81.41722.6066 81.41722.6067			
							313 080  *	Fahrerhausseriennummer / Driver Cab Serial Number: F99L/R15/32/37	(19)	81.41722.6056 81.41722.6074	
			313 184  *	Fahrerhausseriennummer / Driver Cab Serial Number: F99L/R15/32/37			(19)	81.41722.6058 85.41722.6013 85.41722.6024			
			93S			290 975 =	Schraubenfeder / Coil Spring Fahrerhausseriennummer / Driver Cab Serial Number: F99L/R10/12/15	(97) (19)	85.41722.6017		
		290 976 =				Schraubenfeder / Coil Spring Fahrerhausseriennummer / Driver Cab Serial Number: F99L/R10/12/15	(97) (19)	81.41722.6059 85.41722.6019			
		35.320 FFDC, FFDLC, FDNLC 35.360 FFDC, FFDLC, FDNLC 35.400 FFDC, FFDLC, FDNLC 35.440 FDNLC, FFDC, FFDLC, FFNLC 35.480 FDNLC, FFDC, FFDLC	06.08 - 06.08 - 06.08 - 06.08 - 06.08 -	37S 41S			300 013  *	Fahrerhausseriennummer / Driver Cab Serial Number: F99L/R15/32/37 Luftfeder: Beinhaltet Stoßdämpfer und Luftfederbalg / Pneumatic spring: contains shock absorber and air suspension bellow	(19) (63)	81.41722.6053 81.41722.6054 81.41722.6066 81.41722.6067	
							313 080  *	Fahrerhausseriennummer / Driver Cab Serial Number: F99L/R15/32/37	(19)	81.41722.6056 81.41722.6074	
							313 184  *	Fahrerhausseriennummer / Driver Cab Serial Number: F99L/R15/32/37	(19)	81.41722.6058 85.41722.6013 85.41722.6024	
37S 41S 92S						290 977 =*	Schraubenfeder / Coil Spring Fahrerhausseriennummer / Driver Cab Serial Number: F99L/R15	(97) (19)	85.41722.6010		
						290 975 =HD	Schraubenfeder / Coil Spring Fahrerhausseriennummer / Driver Cab Serial Number: F99L/R15	(97) (19)	85.41722.6017		
						290 978 =*	Schraubenfeder / Coil Spring Fahrerhausseriennummer / Driver Cab Serial Number: F99L/R15	(97) (19)	85.41722.6011		
				290 976 =HD		Schraubenfeder / Coil Spring Fahrerhausseriennummer / Driver Cab Serial Number: F99L/R15	(97) (19)	81.41722.6059 85.41722.6019			
92S					300 013  *	Luftfeder: Beinhaltet Stoßdämpfer und Luftfederbalg / Pneumatic spring: contains shock absorber and air suspension bellow	(63)	81.41722.6053 81.41722.6054 81.41722.6066 81.41722.6067			
							313 080  *	Fahrerhausseriennummer / Driver Cab Serial Number: F99L/R15/32/37	(19)	81.41722.6056 81.41722.6074	
	313 184  *			Fahrerhausseriennummer / Driver Cab Serial Number: F99L/R15/32/37			(19)	81.41722.6058 85.41722.6013 85.41722.6024			

Achtung: Unsere Artikel sind nur als Ersatz für die angegebenen OE-Nummern gültig. In der Spalte "Ref." ist lediglich ein Teil der OE-Nummern aufgeführt. Die vollständige Auflistung aller Vergleichsnummern finden Sie im Anhang.
Attention: The articles are only valid as replacement for the listed OE-numbers. In the column "Ref." only a selection of OE-No. is given. The complete listing you can see in the appendix. (151)

		Baumuster Model						Ref.
--	---	--------------------	---	---	---	---	---	------










































MAN

TGS		08.07 -							
35.320 FFDK, FFDLK 35.360 FFDK, FFDLK, FFDRK 35.400 FFDK, FFDLK, FFDRK 35.440 FFDK, FFDLK, FFDRK 35.480 FFDK, FFDLK, FFDRK	08.08 - 08.08 - 08.08 - 08.08 - 08.08 -	37S			290 977 =*	Schraubenfeder / Coil Spring Fahrerhausseriennummer / Driver Cab Serial Number: F99L/R15	(97) (19)	85.41722.6010	
					290 975 =HD	Schraubenfeder / Coil Spring Fahrerhausseriennummer / Driver Cab Serial Number: F99L/R15	(97) (19)	85.41722.6017	
					300 013 =□* 	Fahrerhausseriennummer / Driver Cab Serial Number: F99L/R15/32/37 Luftfeder: Beinhaltet Stoßdämpfer und Luftfederbalg / Pneumatic spring: contains shock absorber and air suspension bellow	(19) (63)	81.41722.6053 81.41722.6054 81.41722.6066 81.41722.6067	
					290 978 =*	Schraubenfeder / Coil Spring Fahrerhausseriennummer / Driver Cab Serial Number: F99L/R15	(97) (19)	85.41722.6011	
					290 976 =HD	Schraubenfeder / Coil Spring Fahrerhausseriennummer / Driver Cab Serial Number: F99L/R15	(97) (19)	81.41722.6059 85.41722.6019	
					313 080 =□* *			81.41722.6056 81.41722.6074	
					313 184 =□* *				81.41722.6058 85.41722.6013 85.41722.6024
		41S			290 977 =*	Schraubenfeder / Coil Spring Fahrerhausseriennummer / Driver Cab Serial Number: F99L/R15	(97) (19)	85.41722.6010	
					290 975 =HD	Schraubenfeder / Coil Spring Fahrerhausseriennummer / Driver Cab Serial Number: F99L/R15	(97) (19)	85.41722.6017	
					300 013 =□* 	Fahrerhausseriennummer / Driver Cab Serial Number: F99L/R15/32/37 Luftfeder: Beinhaltet Stoßdämpfer und Luftfederbalg / Pneumatic spring: contains shock absorber and air suspension bellow	(19) (63)	81.41722.6053 81.41722.6054 81.41722.6066 81.41722.6067	
					290 978 =*	Schraubenfeder / Coil Spring Fahrerhausseriennummer / Driver Cab Serial Number: F99L/R15	(97) (19)	85.41722.6011	
					290 976 =HD	Schraubenfeder / Coil Spring Fahrerhausseriennummer / Driver Cab Serial Number: F99L/R15	(97) (19)	81.41722.6059 85.41722.6019	
313 080 =□* *						81.41722.6056 81.41722.6074			
			313 184 =□* *				81.41722.6058 85.41722.6013 85.41722.6024		
35.320 FFNLC 35.360 FFNLC 35.400 FFNLC 35.440 FFNLC 35.480 FFNLC	01.09 - 06.08 - 06.08 - 06.08 - 06.08 -	90S			290 977 =*	Schraubenfeder / Coil Spring Fahrerhausseriennummer / Driver Cab Serial Number: F99L/R15	(97) (19)	85.41722.6010	
					290 975 =HD	Schraubenfeder / Coil Spring Fahrerhausseriennummer / Driver Cab Serial Number: F99L/R15	(97) (19)	85.41722.6017	
					300 013 =□* 	Luftfeder: Beinhaltet Stoßdämpfer und Luftfederbalg / Pneumatic spring: contains shock absorber and air suspension bellow	(63)	81.41722.6053 81.41722.6054 81.41722.6066 81.41722.6067	
					290 978 =*	Schraubenfeder / Coil Spring Fahrerhausseriennummer / Driver Cab Serial Number: F99L/R15	(97) (19)	85.41722.6011	
					290 976 =HD	Schraubenfeder / Coil Spring Fahrerhausseriennummer / Driver Cab Serial Number: F99L/R15	(97) (19)	81.41722.6059 85.41722.6019	
					313 080 =□* *	Fahrerhausseriennummer / Driver Cab Serial Number: F99L/R15/32/37	(19)	81.41722.6056 81.41722.6074	
					313 184 =□* *	Fahrerhausseriennummer / Driver Cab Serial Number: F99L/R15/32/37	(19)	81.41722.6058 85.41722.6013 85.41722.6024	

Achtung: Unsere Artikel sind nur als Ersatz für die angegebenen OE-Nummern gültig. In der Spalte "Ref." ist lediglich ein Teil der OE-Nummern aufgeführt. Die vollständige Auflistung aller Vergleichsnummern finden Sie im Anhang.
 Attention: The articles are only valid as replacement for the listed OE-numbers. In the column "Ref." only a selection of OE-No. is given. The complete listing you can see in the appendix. (151)

		Baumuster Model						Ref.
--	---	----------------------------	---	---	---	---	---	-------------

MAN









































TGS		08.07 -							
35.360 FFDAAK 35.400 FFDAAK 35.440 FFDAAK	06.08 - 06.08 - 06.08 -	93S			290 975 =	Schraubenfeder / Coil Spring Fahrerhausseriennummer / Driver Cab Serial Number: F99L/R10/12/15	(97) (19)	85.41722.6017	
					290 976 =	Schraubenfeder / Coil Spring Fahrerhausseriennummer / Driver Cab Serial Number: F99L/R10/12/15	(97) (19)	81.41722.6059 85.41722.6019	
					313 184 = * 	Fahrerhausseriennummer / Driver Cab Serial Number: F99L/R15/32/37	(19)	81.41722.6058 85.41722.6013 85.41722.6024	
		93S 96S			300 013 =  *	Luftfeder: Beinhaltet Stoßdämpfer und Luftfederbalg / Pneumatic spring: contains shock absorber and air suspension bellow	(63)	81.41722.6053 81.41722.6054 81.41722.6066 81.41722.6067	
		96S			290 975 =	Schraubenfeder / Coil Spring	(97)	85.41722.6017	
				290 976 =	Schraubenfeder / Coil Spring	(97)	81.41722.6059 85.41722.6019		
				313 080 = * 		(19)	81.41722.6056 81.41722.6074		
				313 184 = * 		(19)	81.41722.6058 85.41722.6013 85.41722.6024		
	35.360 FFDAAK, FFHDLK 35.400 FFDAAK, FFHDLK	06.08 - 06.08 -	59S			290 977 = *	Schraubenfeder / Coil Spring Fahrerhausseriennummer / Driver Cab Serial Number: F99L/R15	(97) (19)	85.41722.6010
						290 975 = HD	Schraubenfeder / Coil Spring Fahrerhausseriennummer / Driver Cab Serial Number: F99L/R15	(97) (19)	85.41722.6017
				300 013 =  *	Luftfeder: Beinhaltet Stoßdämpfer und Luftfederbalg / Pneumatic spring: contains shock absorber and air suspension bellow	(63)	81.41722.6053 81.41722.6054 81.41722.6066 81.41722.6067		
					290 978 = *	Schraubenfeder / Coil Spring Fahrerhausseriennummer / Driver Cab Serial Number: F99L/R15	(97) (19)	85.41722.6011	
				290 976 = HD	Schraubenfeder / Coil Spring Fahrerhausseriennummer / Driver Cab Serial Number: F99L/R15	(97) (19)	81.41722.6059 85.41722.6019		
				313 080 = * 	Fahrerhausseriennummer / Driver Cab Serial Number: F99L/R15/32/37	(19)	81.41722.6056 81.41722.6074		
				313 184 = * 	Fahrerhausseriennummer / Driver Cab Serial Number: F99L/R15/32/37	(19)	81.41722.6058 85.41722.6013 85.41722.6024		
35.400 FFNHLC 35.440 FFNHLC 35.480 FFNHLC		10.07 - 10.07 - 10.07 -	73S			290 977 = *	Schraubenfeder / Coil Spring Fahrerhausseriennummer / Driver Cab Serial Number: F99L/R15	(97) (19)	85.41722.6010
					290 975 = HD	Schraubenfeder / Coil Spring Fahrerhausseriennummer / Driver Cab Serial Number: F99L/R15	(97) (19)	85.41722.6017	
				300 013 =  *	Fahrerhausseriennummer / Driver Cab Serial Number: F99L/R15/32/37 Luftfeder: Beinhaltet Stoßdämpfer und Luftfederbalg / Pneumatic spring: contains shock absorber and air suspension bellow	(19) (63)	81.41722.6053 81.41722.6054 81.41722.6066 81.41722.6067		
					290 978 = *	Schraubenfeder / Coil Spring Fahrerhausseriennummer / Driver Cab Serial Number: F99L/R15	(97) (19)	85.41722.6011	
				290 976 = HD	Schraubenfeder / Coil Spring Fahrerhausseriennummer / Driver Cab Serial Number: F99L/R15	(97) (19)	81.41722.6059 85.41722.6019		
				313 080 = * 		(19)	81.41722.6056 81.41722.6074		
				313 184 = * 		(19)	81.41722.6058 85.41722.6013 85.41722.6024		

Achtung: Unsere Artikel sind nur als Ersatz für die angegebenen OE-Nummern gültig. In der Spalte "Ref." ist lediglich ein Teil der OE-Nummern aufgeführt. Die vollständige Auflistung aller Vergleichsnummern finden Sie im Anhang.

Attention: The articles are only valid as replacement for the listed OE-numbers. In the column "Ref." only a selection of OE-No. is given. The complete listing you can see in the appendix. (151)

		Baumuster Model						Ref.
--	---	--------------------	---	---	---	---	---	------


MAN

TGS		08.07 -									
35.480 FFDK, FFDHLK 41.320 FFDK, 8x6/4 41.360 FFDK, 8x6/4 41.440 FFDK, 8x6/4 41.480 FFDK, 8x6/4	06.08 -	93S			290 975 =	Schraubenfeder / Coil Spring Fahrerhausseriennummer / Driver Cab Serial Number: F99L/R10/12/15	(97) (19)	85.41722.6017			
	06.08 -				300 013 = 	Luftfeder: Beinhaltet Stoßdämpfer und Luftfederbalg / Pneumatic spring: contains shock absorber and air suspension bellow	(63)	81.41722.6053 81.41722.6054 81.41722.6066 81.41722.6067			
	06.08 -				290 976 =	Schraubenfeder / Coil Spring Fahrerhausseriennummer / Driver Cab Serial Number: F99L/R10/12/15	(97) (19)	81.41722.6059 85.41722.6019			
	06.08 -				313 080 = 	Fahrerhausseriennummer / Driver Cab Serial Number: F99L/R15/32/37	(19)	81.41722.6056 81.41722.6074			
	06.08 -				313 184 = 	Fahrerhausseriennummer / Driver Cab Serial Number: F99L/R15/32/37	(19)	81.41722.6058 85.41722.6013 85.41722.6024			
	06.08 -										
35.540 FDNLC, FFDC, FFDLC	06.08 -	92S			290 977 =*	Schraubenfeder / Coil Spring Fahrerhausseriennummer / Driver Cab Serial Number: F99L/R15	(97) (19)	85.41722.6010			
					290 975 =HD	Schraubenfeder / Coil Spring Fahrerhausseriennummer / Driver Cab Serial Number: F99L/R15	(97) (19)	85.41722.6017			
					300 013 = 	Luftfeder: Beinhaltet Stoßdämpfer und Luftfederbalg / Pneumatic spring: contains shock absorber and air suspension bellow	(63)	81.41722.6053 81.41722.6054 81.41722.6066 81.41722.6067			
					290 978 =*	Schraubenfeder / Coil Spring Fahrerhausseriennummer / Driver Cab Serial Number: F99L/R15	(97) (19)	85.41722.6011			
					290 976 =HD	Schraubenfeder / Coil Spring Fahrerhausseriennummer / Driver Cab Serial Number: F99L/R15	(97) (19)	81.41722.6059 85.41722.6019			
					313 080 = 	Fahrerhausseriennummer / Driver Cab Serial Number: F99L/R15/32/37	(19)	81.41722.6056 81.41722.6074			
					313 184 = 	Fahrerhausseriennummer / Driver Cab Serial Number: F99L/R15/32/37	(19)	81.41722.6058 85.41722.6013 85.41722.6024			
			37.320 FFDC 37.320 FFDC 37.360 FFDC 37.360 FFDC 37.400 FFDC 37.400 FFDC 37.440 FFDC 37.440 FFDC 37.480 FFDC 37.480 FFDC 41.360 FFDC 41.360 FFDC 41.400 FFDC 41.400 FFDC 41.440 FFDC 41.440 FFDC 41.480 FFDC 41.480 FFDC	07.08 - 07.08 - 07.08 - 07.08 - 07.08 - 07.08 - 07.08 - 07.08 - 07.08 - 07.08 - 07.08 - 07.08 - 07.08 - 07.08 - 07.08 - 07.08 - 07.08 - 07.08 -	39S			290 977 =*	Schraubenfeder / Coil Spring Fahrerhausseriennummer / Driver Cab Serial Number: F99L/R15	(97) (19)	85.41722.6010
								290 975 =HD	Schraubenfeder / Coil Spring Fahrerhausseriennummer / Driver Cab Serial Number: F99L/R15	(97) (19)	85.41722.6017
								300 013 = 	Fahrerhausseriennummer / Driver Cab Serial Number: F99L/R15/32/37 Luftfeder: Beinhaltet Stoßdämpfer und Luftfederbalg / Pneumatic spring: contains shock absorber and air suspension bellow	(19) (63)	81.41722.6053 81.41722.6054 81.41722.6066 81.41722.6067
		290 978 =*				Schraubenfeder / Coil Spring Fahrerhausseriennummer / Driver Cab Serial Number: F99L/R15	(97) (19)	85.41722.6011			
		290 976 =HD				Schraubenfeder / Coil Spring Fahrerhausseriennummer / Driver Cab Serial Number: F99L/R15	(97) (19)	81.41722.6059 85.41722.6019			
		313 080 = 					(19)	81.41722.6056 81.41722.6074			
		313 184 = 					(19)	81.41722.6058 85.41722.6013 85.41722.6024			

Achtung: Unsere Artikel sind nur als Ersatz für die angegebenen OE-Nummern gültig. In der Spalte "Ref." ist lediglich ein Teil der OE-Nummern aufgeführt. Die vollständige Auflistung aller Vergleichsnummern finden Sie im Anhang.
Attention: The articles are only valid as replacement for the listed OE-numbers. In the column "Ref." only a selection of OE-No. is given. The complete listing you can see in the appendix. (151)

		Baumuster Model						Ref.
--	---	----------------------------	---	---	---	---	---	-------------

MAN

































TGX		09.07 -										
18.360 FHLS, FHLS/M 18.400 FHLS, FHLS/M 18.440 FHLS, FHLS/M 18.480 FHLS, FHLS/M 18.540 FHLS, FHLS/M	10.07 -	22X			300 013		Fahrerhausseriennummer / Driver Cab Serial Number: F99L/R40,41	(19)	81.41722.6053			
	10.07 -									Luftfeder: Beinhaltet Stoßdämpfer und Luftfederbalg / Pneumatic spring: contains shock absorber and air suspension bellow	(63)	81.41722.6054 81.41722.6066 81.41722.6067
	10.07 -											
18.360 FLC, FLRC, FLLC, FLLRC, FLLW, FLLW/N 18.400 FLC, FLRC, FLLC, FLLRC, FLLW, FLLW/N 18.440 FLC, FLRC, FLLC, FLLRC, FLLW, FLLW/N 18.480 FLC, FLRC, FLLC, FLLRC, FLLW, FLLW/N 18.540 FLC, FLRC, FLLC, FLLRC, FLLW, FLLW/N	10.07 -	06X 10X 15X			300 013		Fahrerhausseriennummer / Driver Cab Serial Number: F99L/R40,41	(19)	81.41722.6053			
	10.07 -									Luftfeder: Beinhaltet Stoßdämpfer und Luftfederbalg / Pneumatic spring: contains shock absorber and air suspension bellow	(63)	81.41722.6054 81.41722.6066 81.41722.6067
	10.07 -											
18.360 FLS, FLS/M, FLRS, FLRS/N, FLLS, FLLS/N, FLLRS,FLLRS/N	10.07 -	06X 10X 13X			300 013		Fahrerhausseriennummer / Driver Cab Serial Number: F99L/R40,41	(19)	81.41722.6053			
	10.07 -									Luftfeder: Beinhaltet Stoßdämpfer und Luftfederbalg / Pneumatic spring: contains shock absorber and air suspension bellow	(63)	81.41722.6054 81.41722.6066 81.41722.6067
	10.07 -											
18.400 FLS, FLS/M, FLRS, FLRS/N, FLLS, FLLS/N, FLLRS,FLLRS/N 18.440 FLS, FLS/M, FLRS, FLRS/M, FLLS, FLLS/N, FLLRS,FLLRS/ 18.480 FLS, FLS/M, FLRS, FLRS/N, FLLS, FLLS/N, FLLRS,FLLRS/N 18.540 FLS, FLS/M, FLRS, FLRS/N, FLLS, FLLS/N,FLLRS,FLLRS/N	10.07 -	05X 06X 10X 13X			300 013		Fahrerhausseriennummer / Driver Cab Serial Number: F99L/R40,41	(19)	81.41722.6053			
	10.07 -									Luftfeder: Beinhaltet Stoßdämpfer und Luftfederbalg / Pneumatic spring: contains shock absorber and air suspension bellow	(63)	81.41722.6054 81.41722.6066 81.41722.6067
	10.07 -											
18.440 FLRC	10.07 -	06X			300 013		Fahrerhausseriennummer / Driver Cab Serial Number: F99L/R40,41	(19)	81.41722.6053			
	10.07 -									Luftfeder: Beinhaltet Stoßdämpfer und Luftfederbalg / Pneumatic spring: contains shock absorber and air suspension bellow	(63)	81.41722.6054 81.41722.6066 81.41722.6067
	10.07 -											

Achtung: Unsere Artikel sind nur als Ersatz für die angegebenen OE-Nummern gültig. In der Spalte "Ref." ist lediglich ein Teil der OE-Nummern aufgeführt. Die vollständige Auflistung aller Vergleichsnummern finden Sie im Anhang.

Attention: The articles are only valid as replacement for the listed OE-numbers. In the column "Ref." only a selection of OE-No. is given. The complete listing you can see in the appendix. (151)

		Baumuster Model						Ref.
--	---	----------------------------	---	---	---	---	---	-------------








MAN

TGX		09.07 -							
18.440 FLRS	10.07 -	06X			 300 013 	Fahrerhausseriennummer / Driver Cab Serial Number: F99L/R40,41	(19)	81.41722.6053	(63) 81.41722.6054 81.41722.6066 81.41722.6067
					 313 183 	Fahrerhausseriennummer / Driver Cab Serial Number: F99L/R40,41	(19)	81.41722.6057 81.41722.6075 85.41722.6006 85.41722.6012	
					 300 015 	Fahrerhausseriennummer / Driver Cab Serial Number: F99L/R40,41 Luftfeder: Beinhaltet Stoßdämpfer und Luftfederbalg / Pneumatic spring: contains shock absorber and air suspension bellow	(19)	81.41722.6055	
18.680 FLS	10.07 -	78X			 300 013 	Fahrerhausseriennummer / Driver Cab Serial Number: F99L/R40,41 Luftfeder: Beinhaltet Stoßdämpfer und Luftfederbalg / Pneumatic spring: contains shock absorber and air suspension bellow	(19)	81.41722.6053 81.41722.6054 81.41722.6066 81.41722.6067	(63) 81.41722.6066 81.41722.6067
					 313 183 	Fahrerhausseriennummer / Driver Cab Serial Number: F99L/R40,41	(19)	81.41722.6057 81.41722.6075 85.41722.6006 85.41722.6012	
					 300 015 	Fahrerhausseriennummer / Driver Cab Serial Number: F99L/R40,41 Luftfeder: Beinhaltet Stoßdämpfer und Luftfederbalg / Pneumatic spring: contains shock absorber and air suspension bellow	(19)	81.41722.6055	
24.360 FNLLW/N 24.400 FNLLW/N 24.440 FNLLW/N 24.480 FNLLW/N 24.540 FNLLW/N	10.07 - 10.07 - 10.07 - 10.07 - 02.09 -	45X			 300 013 	Fahrerhausseriennummer / Driver Cab Serial Number: F99L/R40,41 Luftfeder: Beinhaltet Stoßdämpfer und Luftfederbalg / Pneumatic spring: contains shock absorber and air suspension bellow	(19)	81.41722.6053 81.41722.6054 81.41722.6066 81.41722.6067	(63) 81.41722.6066 81.41722.6067
					 313 080 	Fahrerhausseriennummer / Driver Cab Serial Number: F99L/R40,41	(19)	81.41722.6056 81.41722.6074	
					 313 184 	Fahrerhausseriennummer / Driver Cab Serial Number: F99L/R40,41	(19)	81.41722.6058 85.41722.6013 85.41722.6024	
24.360 FPLS, FPLRS 24.400 FPLS, FPLRS 24.440 FPLRS 24.440 FPLS, FPLRS 24.480 FPLS, FPLRS 24.540 FPLS, FPLRS 26.440 FPLRS	10.07 - 10.07 - 10.07 - 10.07 - 10.07 - 10.07 - 07.08 -	24X			 300 013 	Fahrerhausseriennummer / Driver Cab Serial Number: F99L/R40,41 Luftfeder: Beinhaltet Stoßdämpfer und Luftfederbalg / Pneumatic spring: contains shock absorber and air suspension bellow	(19)	81.41722.6053 81.41722.6054 81.41722.6066 81.41722.6067	(63) 81.41722.6066 81.41722.6067
					 313 183 	Fahrerhausseriennummer / Driver Cab Serial Number: F99L/R40,41	(19)	81.41722.6057 81.41722.6075 85.41722.6006 85.41722.6012	
					 300 015 	Fahrerhausseriennummer / Driver Cab Serial Number: F99L/R40,41 Luftfeder: Beinhaltet Stoßdämpfer und Luftfederbalg / Pneumatic spring: contains shock absorber and air suspension bellow	(19)	81.41722.6055	

Achtung: Unsere Artikel sind nur als Ersatz für die angegebenen OE-Nummern gültig. In der Spalte "Ref." ist lediglich ein Teil der OE-Nummern aufgeführt. Die vollständige Auflistung aller Vergleichsnummern finden Sie im Anhang.
 Attention: The articles are only valid as replacement for the listed OE-numbers. In the column "Ref." only a selection of OE-No. is given. The complete listing you can see in the appendix. (151)

		Baumuster Model						Ref.
--	---	--------------------	---	---	---	---	---	------

MAN





























TGX		09.07 -							
26.320 FNLS, FNLLS	10.07 -	18X 21X			300 013 	Fahrerhausseriennummer / Driver Cab Serial Number: F99L/R40,41 Luftfeder: Beinhaltet Stoßdämpfer und Luftfederbalg / Pneumatic spring: contains shock absorber and air suspension bellow	(19) (63)	81.41722.6053 81.41722.6054 81.41722.6066 81.41722.6067	
					313 183 	Fahrerhausseriennummer / Driver Cab Serial Number: F99L/R40,41	(19)	81.41722.6057 81.41722.6075 85.41722.6006 85.41722.6012	
					300 015 	Fahrerhausseriennummer / Driver Cab Serial Number: F99L/R40,41 Luftfeder: Beinhaltet Stoßdämpfer und Luftfederbalg / Pneumatic spring: contains shock absorber and air suspension bellow	(19) (63)	81.41722.6055	
26.360 FDC, FDLC, FDRC, FDLRC 26.400 FDC, FDLC, FDRC, FDLRC 26.440 FDC, FDLC, FDRC, FDLRC 26.480 FDC, FDLC, FDRC, FDLRC 26.540 FDC, FDLC, FDRC, FDLRC 33.360 FDC, FDC/M, FDLC 33.400 FDC, FDC/M, FDLC 33.440 FDC, FDC/M, FDLC 33.480 FDC, FDC/M, FDLC 33.540 FDC, FDC/M, FDLC	07.08 -	26X 30X			300 013 	Fahrerhausseriennummer / Driver Cab Serial Number: F99L/R40,41 Luftfeder: Beinhaltet Stoßdämpfer und Luftfederbalg / Pneumatic spring: contains shock absorber and air suspension bellow	(19) (63)	81.41722.6053 81.41722.6054 81.41722.6066 81.41722.6067	
	07.08 -				313 080 	Fahrerhausseriennummer / Driver Cab Serial Number: F99L/R40,41	(19)	81.41722.6056 81.41722.6074	
	07.08 -				313 184 	Fahrerhausseriennummer / Driver Cab Serial Number: F99L/R40,41	(19)	81.41722.6058 85.41722.6013 85.41722.6024	
	07.08 -				300 013 	Fahrerhausseriennummer / Driver Cab Serial Number: F99L/R40,41 Luftfeder: Beinhaltet Stoßdämpfer und Luftfederbalg / Pneumatic spring: contains shock absorber and air suspension bellow	(19) (63)	81.41722.6053 81.41722.6054 81.41722.6066 81.41722.6067	
	07.08 -				313 183 	Fahrerhausseriennummer / Driver Cab Serial Number: F99L/R40,41	(19)	81.41722.6057 81.41722.6075 85.41722.6006 85.41722.6012	
	07.08 -				300 015 	Fahrerhausseriennummer / Driver Cab Serial Number: F99L/R40,41 Luftfeder: Beinhaltet Stoßdämpfer und Luftfederbalg / Pneumatic spring: contains shock absorber and air suspension bellow	(19) (63)	81.41722.6055	
	07.08 -				300 013 	Fahrerhausseriennummer / Driver Cab Serial Number: F99L/R40,41 Luftfeder: Beinhaltet Stoßdämpfer und Luftfederbalg / Pneumatic spring: contains shock absorber and air suspension bellow	(19) (63)	81.41722.6053 81.41722.6054 81.41722.6066 81.41722.6067	
	07.08 -				313 080 	Fahrerhausseriennummer / Driver Cab Serial Number: F99L/R40,41	(19)	81.41722.6056 81.41722.6074	
	07.08 -				313 184 	Fahrerhausseriennummer / Driver Cab Serial Number: F99L/R40,41	(19)	81.41722.6058 85.41722.6013 85.41722.6024	
	07.08 -				300 015 	Fahrerhausseriennummer / Driver Cab Serial Number: F99L/R40,41 Luftfeder: Beinhaltet Stoßdämpfer und Luftfederbalg / Pneumatic spring: contains shock absorber and air suspension bellow	(19) (63)	81.41722.6055	
26.360 FNLC, FNLC, FNLLC, FNLLRC, FNLLW 26.400 FNLC, FNLC, FNLLC, FNLLRC, FNLLW 26.440 FNLC, FNLC, FNLLC, FNLLRC, FNLLW 26.480 FNLC, FNLC, FNLLC, FNLLRC, FNLLW 26.540 FNLC, FNLC, FNLLC, FNLLRC, FNLLW	10.07 -	18X 21X			300 013 	Fahrerhausseriennummer / Driver Cab Serial Number: F99L/R40,41 Luftfeder: Beinhaltet Stoßdämpfer und Luftfederbalg / Pneumatic spring: contains shock absorber and air suspension bellow	(19) (63)	81.41722.6053 81.41722.6054 81.41722.6066 81.41722.6067	
	10.07 -				313 080 	Fahrerhausseriennummer / Driver Cab Serial Number: F99L/R40,41	(19)	81.41722.6056 81.41722.6074	
	10.07 -				313 184 	Fahrerhausseriennummer / Driver Cab Serial Number: F99L/R40,41	(19)	81.41722.6058 85.41722.6013 85.41722.6024	
	10.07 -				300 013 	Fahrerhausseriennummer / Driver Cab Serial Number: F99L/R40,41 Luftfeder: Beinhaltet Stoßdämpfer und Luftfederbalg / Pneumatic spring: contains shock absorber and air suspension bellow	(19) (63)	81.41722.6053 81.41722.6054 81.41722.6066 81.41722.6067	
	10.07 -				313 080 	Fahrerhausseriennummer / Driver Cab Serial Number: F99L/R40,41	(19)	81.41722.6056 81.41722.6074	

Achtung: Unsere Artikel sind nur als Ersatz für die angegebenen OE-Nummern gültig. In der Spalte "Ref." ist lediglich ein Teil der OE-Nummern aufgeführt. Die vollständige Auflistung aller Vergleichsnummern finden Sie im Anhang.

Attention: The articles are only valid as replacement for the listed OE-numbers. In the column "Ref." only a selection of OE-No. is given. The complete listing you can see in the appendix. (151)

		Baumuster Model						Ref.
--	---	----------------------------	---	---	---	---	---	-------------









































MAN

TGX		09.07 -										
26.360 FNLS, FNLLS, FNLRS, FNLLRS, FPLS, FPLRS, FVLS 26.400 FNLS, FNLLS, FNLRS, FNLLRS, FPLS, FPLRS, FVLS 26.440 FNLS, FNLLS, FNLRS, FNLLRS, FPLS, FPLRS, FVLS 26.480 FNLS, FNLLS, FNLRS, FNLLRS, FPLS, FPLRS, FVLS 26.540 FNLS, FNLLS, FNLLS, FPLS, FPLRS, FVLS	10.07 -	18X 21X 24X				300 013	Fahrerhausseriennummer / Driver Cab Serial Number: F99L/R40,41	(19)	81.41722.6053			
	10.07 -						Luftfeder: Beinhaltet Stoßdämpfer und Luftfederbalg / Pneumatic spring: contains shock absorber and air suspension bellow	(63)	81.41722.6054 81.41722.6066 81.41722.6067			
	10.07 -								313 183	Fahrerhausseriennummer / Driver Cab Serial Number: F99L/R40,41	(19)	81.41722.6057 81.41722.6075 85.41722.6006 85.41722.6012
	10.07 -										Fahrerhausseriennummer / Driver Cab Serial Number: F99L/R40,41	(19)
26.360 FVHLS 26.400 FPHLS 26.400 FVHLS 26.440 FPHLS 26.440 FVHLS 26.480 FPHLS 26.480 FVHLS	05.08 -	42X				300 013	Fahrerhausseriennummer / Driver Cab Serial Number: F99L/R40,41	(19)	81.41722.6053			
	05.08 -						Luftfeder: Beinhaltet Stoßdämpfer und Luftfederbalg / Pneumatic spring: contains shock absorber and air suspension bellow	(63)	81.41722.6054 81.41722.6066 81.41722.6067			
	05.08 -								313 183	Fahrerhausseriennummer / Driver Cab Serial Number: F99L/R40,41	(19)	81.41722.6057 81.41722.6075 85.41722.6006 85.41722.6012
	05.08 -										Fahrerhausseriennummer / Driver Cab Serial Number: F99L/R40,41	(19)
28.360 FNLC 28.400 FNLC 28.440 FNLC 28.480 FNLC 28.540 FNLC	10.07 -	89X				300 013	Fahrerhausseriennummer / Driver Cab Serial Number: F99L/R40,41	(19)	81.41722.6053			
	10.07 -						Luftfeder: Beinhaltet Stoßdämpfer und Luftfederbalg / Pneumatic spring: contains shock absorber and air suspension bellow	(63)	81.41722.6054 81.41722.6066 81.41722.6067			
	10.07 -								313 080	Fahrerhausseriennummer / Driver Cab Serial Number: F99L/R40,41	(19)	81.41722.6056 81.41722.6074
	10.07 -									313 184	Fahrerhausseriennummer / Driver Cab Serial Number: F99L/R40,41	(19)
28.360 FNLS 28.400 FNLS 28.440 FNLS 28.480 FNLS 28.540 FNLS	10.07 -	89X				300 013	Fahrerhausseriennummer / Driver Cab Serial Number: F99L/R40,41	(19)	81.41722.6053			
	10.07 -						Luftfeder: Beinhaltet Stoßdämpfer und Luftfederbalg / Pneumatic spring: contains shock absorber and air suspension bellow	(63)	81.41722.6054 81.41722.6066 81.41722.6067			
	10.07 -								313 183	Fahrerhausseriennummer / Driver Cab Serial Number: F99L/R40,41	(19)	81.41722.6057 81.41722.6075 85.41722.6006 85.41722.6012
02.09 -		Fahrerhausseriennummer / Driver Cab Serial Number: F99L/R40,41	(19)	81.41722.6055								
33.680 FDLC	10.07 -	79X				300 013	Fahrerhausseriennummer / Driver Cab Serial Number: F99L/R40,41	(19)	81.41722.6053			
							Luftfeder: Beinhaltet Stoßdämpfer und Luftfederbalg / Pneumatic spring: contains shock absorber and air suspension bellow	(63)	81.41722.6054 81.41722.6066 81.41722.6067			
									313 080	Fahrerhausseriennummer / Driver Cab Serial Number: F99L/R40,41	(19)	81.41722.6056 81.41722.6074
	313 184	Fahrerhausseriennummer / Driver Cab Serial Number: F99L/R40,41	(19)	81.41722.6058 85.41722.6013 85.41722.6024								








Achtung: Unsere Artikel sind nur als Ersatz für die angegebenen OE-Nummern gültig. In der Spalte "Ref." ist lediglich ein Teil der OE-Nummern aufgeführt. Die vollständige Auflistung aller Vergleichsnummern finden Sie im Anhang.
 Attention: The articles are only valid as replacement for the listed OE-numbers. In the column "Ref." only a selection of OE-No. is given. The complete listing you can see in the appendix. (151)

		Baumuster Model						Ref.
--	---	--------------------	---	---	---	---	---	------



MAN



TGX		09.07 -							
33.680 FDLS	10.07 -	79X			300 013 	Fahrerhausseriennummer / Driver Cab Serial Number: F99L/R40,41 Luftfeder: Beinhaltet Stoßdämpfer und Luftfederbalg / Pneumatic spring: contains shock absorber and air suspension bellow	(19) (63)	81.41722.6053 81.41722.6054 81.41722.6066 81.41722.6067	
					313 183 	Fahrerhausseriennummer / Driver Cab Serial Number: F99L/R40,41	(19)	81.41722.6057 81.41722.6075 85.41722.6006 85.41722.6012	
					300 015 	Fahrerhausseriennummer / Driver Cab Serial Number: F99L/R40,41 Luftfeder: Beinhaltet Stoßdämpfer und Luftfederbalg / Pneumatic spring: contains shock absorber and air suspension bellow	(19) (63)	81.41722.6055	
35.360 FDNLC 35.400 FDNLC 35.440 FDNLC 35.480 FDNLC 35.540 FDNLC	06.08 - 06.08 - 06.08 - 06.08 - 06.08 -	92X			300 013 	Fahrerhausseriennummer / Driver Cab Serial Number: F99L/R40,41 Luftfeder: Beinhaltet Stoßdämpfer und Luftfederbalg / Pneumatic spring: contains shock absorber and air suspension bellow	(19) (63)	81.41722.6053 81.41722.6054 81.41722.6066 81.41722.6067	
					313 080 	Fahrerhausseriennummer / Driver Cab Serial Number: F99L/R40,41	(19)	81.41722.6056 81.41722.6074	
					313 184 	Fahrerhausseriennummer / Driver Cab Serial Number: F99L/R40,41	(19)	81.41722.6058 85.41722.6013 85.41722.6024	
41.540 FVDS, FVDLS	06.08 -	86X 87X			300 013 	Fahrerhausseriennummer / Driver Cab Serial Number: F99L/R40,41 Luftfeder: Beinhaltet Stoßdämpfer und Luftfederbalg / Pneumatic spring: contains shock absorber and air suspension bellow	(19) (63)	81.41722.6053 81.41722.6054 81.41722.6066 81.41722.6067	
					313 183 	Fahrerhausseriennummer / Driver Cab Serial Number: F99L/R40,41	(19)	81.41722.6057 81.41722.6075 85.41722.6006 85.41722.6012	
					300 015 	Fahrerhausseriennummer / Driver Cab Serial Number: F99L/R40,41 Luftfeder: Beinhaltet Stoßdämpfer und Luftfederbalg / Pneumatic spring: contains shock absorber and air suspension bellow	(19) (63)	81.41722.6055	
41.680 FVDS, FVDLS	10.07 -	94X 95X			300 013 	Fahrerhausseriennummer / Driver Cab Serial Number: F99L/R40,41 Luftfeder: Beinhaltet Stoßdämpfer und Luftfederbalg / Pneumatic spring: contains shock absorber and air suspension bellow	(19) (63)	81.41722.6053 81.41722.6054 81.41722.6066 81.41722.6067	
					313 183 	Fahrerhausseriennummer / Driver Cab Serial Number: F99L/R40,41	(19)	81.41722.6057 81.41722.6075 85.41722.6006 85.41722.6012	
					300 015 	Fahrerhausseriennummer / Driver Cab Serial Number: F99L/R40,41 Luftfeder: Beinhaltet Stoßdämpfer und Luftfederbalg / Pneumatic spring: contains shock absorber and air suspension bellow	(19) (63)	81.41722.6055	
7 ...									
BF 780					101 752			81.43701.6185 81.43701.6379	
8 ...									
8.156 F					101 752			81.43701.6185 81.43701.6379	



Achtung: Unsere Artikel sind nur als Ersatz für die angegebenen OE-Nummern gültig. In der Spalte "Ref." ist lediglich ein Teil der OE-Nummern aufgeführt. Die vollständige Auflistung aller Vergleichsnummern finden Sie im Anhang.
Attention: The articles are only valid as replacement for the listed OE-numbers. In the column "Ref." only a selection of OE-No. is given. The complete listing you can see in the appendix. (151)









		Baumuster Model						Ref.
--	--	--------------------	---	---	---	--	---	------





MAN





9 ...								
9.156 F					101 752			81.43701.6185 81.43701.6379
9.186 F								

10 ...								
10.212 BF					101 752			81.43701.6185 81.43701.6379

11 ...								
11.136 H					101 752			81.43701.6185 81.43701.6379
11.136 HAK								
11.136 HK								
11.136 HS								

13 ...								
13.136 H,HA					101 752			81.43701.6185 81.43701.6379
13.136 HAK								
13.136 HK								
13.168 H,HA								
13.168 HAK								
13.168 HAS								
13.168 HK								
13.168 HS								
13.215 F								
13.230 F								
13.250 F								
13.168 F					101 751			81.43701.6143 81.43701.6375
13.192 F								
13.192 U					101 752			81.43701.6185 81.43701.6379
					101 888 =			81.43701.6291 81.43701.6331





14 ...								
14.192 U					101 752			81.43701.6185 81.43701.6379
					101 888 =			81.43701.6291 81.43701.6331













15 ...								
15.136 H,HA					101 752			81.43701.6185 81.43701.6379
15.136 HAK								
15.136 HK								
15.168 H,HA								
15.168 HAK								
15.168 HK								
15.192 H,HA								
15.192 HAK								
15.192 HAS								
15.192 HK								
15.192 HS								
15.216 H,HA								
15.216 HAK								
15.216 HAS								
15.216 HK								
15.216 HS								
15.168 F					101 751			81.43701.6143 81.43701.6375
15.200 F								
15.240 F								



Achtung: Unsere Artikel sind nur als Ersatz für die angegebenen OE-Nummern gültig. In der Spalte "Ref." ist lediglich ein Teil der OE-Nummern aufgeführt. Die vollständige Auflistung aller Vergleichsnummern finden Sie im Anhang.
 Attention: The articles are only valid as replacement for the listed OE-numbers. In the column "Ref." only a selection of OE-No. is given. The complete listing you can see in the appendix. (151)







		Baumuster Model						Ref.
--	---	--------------------	---	---	---	---	---	------

MAN

15 ...								
15.192 U					101 752			81.43701.6185 81.43701.6379
					101 888 =			81.43701.6291 81.43701.6331








16 ...								
16.168 F 16.168 FKO 16.168 FM 16.192 F 16.192 FKO 16.192 FM 16.200 F 16.200 FR 16.240 F 16.240 FR 16.256 F 16.256 FL 16.280 FL 16.320 DF 16.320 DFA 16.320 FL					101 751			81.43701.6143 81.43701.6375
16.215 FN 16.230 FN 16.256 HAK 16.256 HAS 16.256 HK 16.256 HS 16.320 UK					101 752			81.43701.6185 81.43701.6379
16.220 FA 16.240 FA		520			101 751			81.43701.6143 81.43701.6375
16.291 16.320 UL 16.321 U 16.361					101 888 =			81.43701.6291 81.43701.6331
16.320 U 16.321 16.321 UL					101 752			81.43701.6185 81.43701.6379
					101 888 =			81.43701.6291 81.43701.6331

17 ...								
17.220 FA 17.240 FA		520			101 888 =			81.43701.6291 81.43701.6331



19 ...								
19.200 F 19.240 F 19.320 DF 19.320 DFA 19.320 FR					101 751			81.43701.6143 81.43701.6375
19.240 FA 19.256 F		520			101 751			81.43701.6143 81.43701.6375
19.291 19.320 U 19.321 19.321 U 19.361					101 888 =			81.43701.6291 81.43701.6331









Achtung: Unsere Artikel sind nur als Ersatz für die angegebenen OE-Nummern gültig. In der Spalte "Ref." ist lediglich ein Teil der OE-Nummern aufgeführt. Die vollständige Auflistung aller Vergleichsnummern finden Sie im Anhang.





Attention: The articles are only valid as replacement for the listed OE-numbers. In the column "Ref." only a selection of OE-No. is given. The complete listing you can see in the appendix. (151)





		Baumuster Model						Ref.
--	---	--------------------	---	---	---	---	---	------







MAN



20 ...								
20.320 FVLS					101 751			81.43701.6143 81.43701.6375

22 ...								
22.200 FNLM 22.240 FNL 22.280 FNLM 22.320 FNL 22.320 FVLS					101 751			81.43701.6143 81.43701.6375
22.291 UNL/LL 22.331 UNL/LL 22.361 UNL/LL	01.89 - 01.89 - 01.89 -	930			101 888 =			81.43701.6291 81.43701.6331
					101 752			81.43701.6185 81.43701.6379
22.320 UNL 22.321 UNL					101 888 =			81.43701.6291 81.43701.6331

24 ...								
24.291 UNL/LL 24.331 UNL/LL 24.361 UNL/LL	01.89 - 01.89 - 01.89 -	930			101 888 =			81.43701.6291 81.43701.6331
					101 752			81.43701.6185 81.43701.6379

25 ...								
25.291 UNL/LL 25.331 UNL/LL 25.361 UNL/LL	01.89 - 01.89 - 01.89 -	930			101 888 =			81.43701.6291 81.43701.6331
					101 752			81.43701.6185 81.43701.6379



26 ...								
26.240 DF 26.240 DFA 26.256 DF 26.256 DFA 26.320 DF					101 751			81.43701.6143 81.43701.6375
26.291 UNL/LL 26.331 UNL/LL 26.361 UNL/LL	01.89 - 01.89 - 01.89 -	930			101 888 =			81.43701.6291 81.43701.6331
					101 752			81.43701.6185 81.43701.6379

30 ...								
30.240 DF 30.240 DFA 30.240 VFR 30.256 DF 30.256 DFA 30.320 DF 30.320 DFA					101 751			81.43701.6143 81.43701.6375

Achtung: Unsere Artikel sind nur als Ersatz für die angegebenen OE-Nummern gültig. In der Spalte "Ref." ist lediglich ein Teil der OE-Nummern aufgeführt. Die vollständige Auflistung aller Vergleichsnummern finden Sie im Anhang.
Attention: The articles are only valid as replacement for the listed OE-numbers. In the column "Ref." only a selection of OE-No. is given. The complete listing you can see in the appendix. (151)

		Baumuster Model						Ref.
--	---	--------------------	---	---	---	---	---	------

MERCEDES-BENZ




ACTROS 1831 - 1860		04.96 -						
1831 AK	04.97 - 10.02	952.002		$\frac{\circ}{\circ}$	290 259 =	Chass. K 351351 - Chass. K 472725 Kurzes Fahrerhaus / Short cab Komfortausführung / Comfort model	(59)	942 890 50 19
1831 K	04.97 - 10.02	950.036		$\frac{\circ}{\circ}$	290 258 =	Chass. K 351351 - Chass. K 472725 Langes Fahrerhaus / Long cab Komfortausführung / Comfort model	(58)	942 890 51 19
1831,1831 L	04.96 - 10.02	950.032		$\frac{\circ}{\circ}$	290 248 =	Kurzes Fahrerhaus / Short cab	(59)	942 890 49 19
1835,1835 L	04.96 - 10.02	950.006		$\frac{\circ}{\circ}$	290 250 =	Langes Fahrerhaus / Long cab	(60)	942 890 55 19
1835 AK	04.97 - 10.02	950.057		$\frac{\circ}{\circ}$	311 663 =	Luftfeder: Beinhaltet Stoßdämpfer und Luftfederbalg / Pneumatic spring: contains shock absorber and air suspension bellow	(63)	943 890 01 19
1835 K	04.97 - 10.02	952.073		$\frac{\circ}{\circ}$				942 890 54 19
1840,1840 L	04.96 - 10.02	950.008		$\frac{\circ}{\circ}$				943 890 03 19
1840 AK	04.97 - 10.02	950.034		$\frac{\circ}{\circ}$				942 890 59 19
1840 K	04.97 - 10.02	950.004		$\frac{\circ}{\circ}$				943 890 38 19
1843,1843 L	04.96 - 10.02	950.047			$\frac{\circ}{\wedge}$	290 257 =HD	->Chass. K 827280 Langes Fahrerhaus / Long cab	(60)
1843 AK	04.97 - 10.02	950.044	$\frac{\circ}{\wedge}$		290 247 =	Kurzes Fahrerhaus / Short cab	(59)	942 890 39 19
1843 K	04.97 - 10.02	950.035	$\frac{\circ}{\wedge}$		290 246 =	Kurzes Fahrerhaus / Short cab	(59)	943 890 12 19
1848,1848 L	04.96 - 10.02	950.007	$\frac{\circ}{\wedge}$		290 245 =	Langes Fahrerhaus / Long cab	(60)	943 890 13 19
1848 AK, 15928 ccm	04.97 - 10.02	950.046	$\frac{\circ}{\wedge}$		311 189 =	Luftfeder: Beinhaltet Stoßdämpfer und Luftfederbalg / Pneumatic spring: contains shock absorber and air suspension bellow	(63)	942 890 36 19
1848 K, 15928 ccm	04.97 - 10.02	950.005	$\frac{\circ}{\wedge}$					943 890 10 19
1853,1853 L	04.96 - 10.02	950.056	$\frac{\circ}{\wedge}$					943 890 11 19
1857 L	04.97 - 10.02	950.031	$\frac{\circ}{\wedge}$					943 890 16 19
1857 LS	04.97 - 10.02	950.038	$\frac{\circ}{\wedge}$					943 890 17 19
		954.032	$\frac{\circ}{\wedge}$					942 890 11 19
		952.072	$\frac{\circ}{\wedge}$				942 890 35 19	
		950.033	$\frac{\circ}{\wedge}$				943 890 05 19	
		950.003	$\frac{\circ}{\wedge}$				943 890 23 19	
		954.033	$\frac{\circ}{\wedge}$				942 890 04 19	
			$\frac{\circ}{\wedge}$				942 890 15 19	
			$\frac{\circ}{\wedge}$				943 890 24 19	

Achtung: Unsere Artikel sind nur als Ersatz für die angegebenen OE-Nummern gültig. In der Spalte "Ref." ist lediglich ein Teil der OE-Nummern aufgeführt. Die vollständige Auflistung aller Vergleichsnummern finden Sie im Anhang.








Attention: The articles are only valid as replacement for the listed OE-numbers. In the column "Ref." only a selection of OE-No. is given. The complete listing you can see in the appendix. (151)

		Baumuster Model						Ref.
--	---	--------------------	---	---	---	---	---	------





MERCEDES-BENZ

ACTROS 1831 - 1860		04.96 -								
1831 S,1831 LS	04.96 - 10.02	954.002		$\frac{\circ}{\circ}$	131 850 =	->Chass. K 351350		942 890 28 19		
1835 S,1835 LS	04.96 - 10.02				105 392 =	->Chass. K 351350	(63)	942 890 29 19		
1840 S,1840 LS	04.96 - 10.02				105 408 =	->Chass. K 472725 Langes Fahrerhaus / Long cab Luftfeder: Beinhaltet Stoßdämpfer und Luftfederbalg / Pneumatic spring: contains shock absorber and air suspension bellow	(60)	942 890 52 19		
1843 S,1843 LS	04.96 - 10.02						(63)			
1848 S,1848 LS	04.96 - 10.02									
1853 S,1853 LS	04.96 - 10.02		105 423 =	Chass. K 214968-> Langes Fahrerhaus / Long cab	(60)	942 890 23 19 942 890 31 19 943 890 08 19 943 890 09 19 943 890 14 19 943 890 15 19				
		954.053 954.062 954.042 954.032/033 954.002/003		$\frac{\circ}{\circ}$	131 275 =	Chass. K 289569-> Langes Fahrerhaus / Long cab	(60)	942 890 47 19		
					290 259 =	Chass. K 351351 - Chass. K 472725 Kurzes Fahrerhaus / Short cab Komfortausführung / Comfort model	(59) (58)	942 890 50 19 942 890 51 19		
					290 248 =	Kurzes Fahrerhaus / Short cab	(59)	942 890 55 19 943 890 01 19		
					290 258 =	Chass. K 351351 - Chass. K 472725 Langes Fahrerhaus / Long cab Komfortausführung / Comfort model	(60) (58)	942 890 49 19		
					290 250 =	Langes Fahrerhaus / Long cab	(60)	942 890 54 19 943 890 03 19		
					311 663 =	Luftfeder: Beinhaltet Stoßdämpfer und Luftfederbalg / Pneumatic spring: contains shock absorber and air suspension bellow	(63)	942 890 59 19 943 890 38 19		
						$\frac{\circ}{\wedge}$	290 257 =	->Chass. K 827280 Langes Fahrerhaus / Long cab	(60)	942 890 38 19 942 890 39 19 943 890 12 19 943 890 13 19
							290 247 =	Kurzes Fahrerhaus / Short cab	(59)	942 890 36 19 943 890 10 19 943 890 11 19 943 890 16 19 943 890 17 19
							290 246 =	Kurzes Fahrerhaus / Short cab	(59)	942 890 11 19 942 890 35 19 943 890 05 19 943 890 23 19
							290 245 =	Langes Fahrerhaus / Long cab	(60)	942 890 04 19 942 890 15 19 943 890 24 19
		311 189 =	Luftfeder: Beinhaltet Stoßdämpfer und Luftfederbalg / Pneumatic spring: contains shock absorber and air suspension bellow	(63)			942 890 60 19 943 890 39 19			

Achtung: Unsere Artikel sind nur als Ersatz für die angegebenen OE-Nummern gültig. In der Spalte "Ref." ist lediglich ein Teil der OE-Nummern aufgeführt. Die vollständige Auflistung aller Vergleichsnummern finden Sie im Anhang.
Attention: The articles are only valid as replacement for the listed OE-numbers. In the column "Ref." only a selection of OE-No. is given. The complete listing you can see in the appendix. (151)

		Baumuster Model						Ref.
--	---	--------------------	---	---	---	---	---	------




























MERCEDES-BENZ

ACTROS 1831 - 1860		04.96 -						
1832, L, LL	04.03 -	930.003-008 930.031-038 930.044 930.046-047			105 423 =	Langes Fahrerhaus / Long cab	(60)	942 890 23 19 942 890 31 19 943 890 08 19 943 890 09 19 943 890 14 19 943 890 15 19
					311 189 = 	Chass. K894001-> Langes Fahrerhaus / Long cab Luftfeder: Beinhaltet Stoßdämpfer und Luftfederbalg / Pneumatic spring: contains shock absorber and air suspension bellow	(60) (63)	942 890 60 19 943 890 39 19

Achtung: Unsere Artikel sind nur als Ersatz für die angegebenen OE-Nummern gültig. In der Spalte "Ref." ist lediglich ein Teil der OE-Nummern aufgeführt. Die vollständige Auflistung aller Vergleichsnummern finden Sie im Anhang.
 Attention: The articles are only valid as replacement for the listed OE-numbers. In the column "Ref." only a selection of OE-No. is given. The complete listing you can see in the appendix. (151)

		Baumuster Model						Ref.
--	---	--------------------	---	---	---	---	---	------

MERCEDES-BENZ

ACTROS 1831 - 1860		04.96 -							
1832, L, LL	04.03 -	930.003-008 930.031-038 930.044 930.046-047 930.056-057			290 248 =	Kurzes Fahrerhaus / Short cab	(59)	942 890 55 19 943 890 01 19	
					311 663 = 	Chass. K894001-> Langes Fahrerhaus / Long cab Luftfeder: Beinhaltet Stoßdämpfer und Luftfederbalg / Pneumatic spring: contains shock absorber and air suspension bellow	(60) (63)	942 890 59 19 943 890 38 19	
					290 249 =	Fahrerhaus mittellang / Cab medium length	(18)	942 890 56 19 943 890 02 19	
					290 250 =			942 890 54 19 943 890 03 19	
					290 268 =			942 890 05 19 958 317 07 03	
						290 257 =	->Chass. K827280 Langes Fahrerhaus / Long cab	(60)	942 890 38 19 942 890 39 19 943 890 12 19 943 890 13 19
						290 245 =	Chass. K827281-> Länderausführung: Schweden / Country Version: Sweden Kurzes Fahrerhaus / Short cab	(71) (59)	942 890 04 19 942 890 15 19 943 890 24 19
						290 257 = 	Chass. K827281-> Fahrerhaus mittellang / Cab medium length Kurzes Fahrerhaus / Short cab	(18) (59)	942 890 38 19 942 890 39 19 943 890 12 19 943 890 13 19
						290 247 =	Kurzes Fahrerhaus / Short cab	(59)	942 890 36 19 943 890 10 19 943 890 11 19 943 890 16 19 943 890 17 19
						290 246 =	Kurzes Fahrerhaus / Short cab Fahrerhaus mittellang / Cab medium length	(59) (18)	942 890 11 19 942 890 35 19 943 890 05 19 943 890 23 19
						312 651 = 	Fahrerhaus mittellang / Cab medium length Kurzes Fahrerhaus / Short cab	(18) (59)	943 890 46 19 943 890 49 19
						312 649 = 	Kurzes Fahrerhaus / Short cab Fahrerhaus mittellang / Cab medium length	(59) (18)	943 890 50 19
					290 247 =	Chass. K827281-> Langes Fahrerhaus / Long cab	(60)	942 890 36 19 943 890 10 19 943 890 11 19 943 890 16 19 943 890 17 19	
					311 664	Langes Fahrerhaus / Long cab Luftfeder: Beinhaltet Stoßdämpfer und Luftfederbalg / Pneumatic spring: contains shock absorber and air suspension bellow	(60) (63)	942 890 61 19	
					312 645 =	Langes Fahrerhaus / Long cab	(60)	943 890 29 19 943 890 30 19	
					312 646 =	Langes Fahrerhaus / Long cab	(60)	943 890 33 19 943 890 34 19	
					312 647 =	Langes Fahrerhaus / Long cab	(60)	943 890 31 19 943 890 32 19	
				312 648 =	Langes Fahrerhaus / Long cab	(60)	943 890 35 19		
				290 245 =	Langes Fahrerhaus / Long cab	(60)	942 890 04 19 942 890 15 19 943 890 24 19		
				290 257 = 	Langes Fahrerhaus / Long cab	(60)	942 890 38 19 942 890 39 19 943 890 12 19 943 890 13 19		

Achtung: Unsere Artikel sind nur als Ersatz für die angegebenen OE-Nummern gültig. In der Spalte "Ref." ist lediglich ein Teil der OE-Nummern aufgeführt. Die vollständige Auflistung aller Vergleichsnummern finden Sie im Anhang.
Attention: The articles are only valid as replacement for the listed OE-numbers. In the column "Ref." only a selection of OE-No. is given. The complete listing you can see in the appendix. (151)



Baumuster
Model



Ref.





























MERCEDES-BENZ

ACTROS 1831 - 1860		04.96 -													
1832, L, LL	04.03 -	930.003-008		○ ○	131 275	Langes Fahrerhaus / Long cab	(60)	942 890 47 19							
		930.031-038			290 995	Langes Fahrerhaus / Long cab	(60)	375 890 05 19							
		930.044						940 890 39 19							
		930.046-047						940 890 41 19							
		930.056-057						958 317 21 03							
	930.006		○ ○	290 258 =	Chass. K 351351 - Chass. K 472725	Langes Fahrerhaus / Long cab	(60)	942 890 49 19							
	930.046								Komfortausführung / Comfort model						
	930.044														
	930.003								○ ○	290 259 =	Chass. K 351351 - Chass. K 472725	Kurzes Fahrerhaus / Short cab	(59)	942 890 50 19	
	930.005														Komfortausführung / Comfort model
	930.047														
	930.057														
	930.007														
	930.056														
	930.031														
930.008															
930.034															
930.038															
930.032															
930.004															
930.033															
930.037															
930.036															
930.035															

Achtung: Unsere Artikel sind nur als Ersatz für die angegebenen OE-Nummern gültig. In der Spalte "Ref." ist lediglich ein Teil der OE-Nummern aufgeführt. Die vollständige Auflistung aller Vergleichsnummern finden Sie im Anhang.
 Attention: The articles are only valid as replacement for the listed OE-numbers. In the column "Ref." only a selection of OE-No. is given. The complete listing you can see in the appendix. (151)

		Baumuster Model						Ref.
--	---	--------------------	---	---	---	---	---	------









MERCEDES-BENZ

ACTROS 1831 - 1860		04.96 -							
1832 AK	04.03 -	932.073			290 259 =	Chass. K 351351 - Chass. K 472725 Kurzes Fahrerhaus / Short cab Komfortausführung / Comfort model	(59)	942 890 50 19 942 890 51 19	
1832 K	04.03 -	932.002			290 248 =	Kurzes Fahrerhaus / Short cab	(59)	942 890 55 19 943 890 01 19	
1836 AK	04.03 -	932.072			290 248 =	Kurzes Fahrerhaus / Short cab Komfortausführung / Comfort model	(59)	942 890 55 19 943 890 01 19	
1836 K	04.03 -	932.003			290 258 =	Chass. K 351351 - Chass. K 472725 Langes Fahrerhaus / Long cab Komfortausführung / Comfort model	(60) (58)	942 890 49 19	
1841 K	04.03 -				311 663 = 	01.2004-> Langes Fahrerhaus / Long cab Luftfeder: Beinhaltet Stoßdämpfer und Luftfederbalg / Pneumatic spring: contains shock absorber and air suspension bellow	(60) (63)	942 890 59 19 943 890 38 19	
1841 L, LL	04.03 -				290 250 =	Langes Fahrerhaus / Long cab	(60)	942 890 54 19 943 890 03 19	
1844 AK	04.03 -				290 249 =	Komfortausführung / Comfort model Fahrerhaus mittellang / Cab medium length	(58) (18)	942 890 56 19 943 890 02 19	
1844 K	04.03 -				290 268 =			942 890 05 19 958 317 07 03	
1846 AK	04.03 -					290 246 =	Kurzes Fahrerhaus / Short cab	(59)	942 890 11 19 942 890 35 19 943 890 05 19 943 890 23 19
1846 K	04.03 -					312 651 = 	Kurzes Fahrerhaus / Short cab	(59)	943 890 46 19 943 890 49 19
1850, 1851 AK	04.03 -				290 247 = 	Kurzes Fahrerhaus / Short cab	(59)	942 890 36 19 943 890 10 19 943 890 11 19 943 890 16 19 943 890 17 19	
1850, 1851 K	04.03 -				290 257 =	->Chass. K 827280 Langes Fahrerhaus / Long cab	(60)	942 890 38 19 942 890 39 19 943 890 12 19 943 890 13 19	
					105 423 =	Langes Fahrerhaus / Long cab	(60)	942 890 23 19 942 890 31 19 943 890 08 19 943 890 09 19 943 890 14 19 943 890 15 19	
					290 247 =	Langes Fahrerhaus / Long cab	(60)	942 890 36 19 943 890 10 19 943 890 11 19 943 890 16 19 943 890 17 19	
					290 245 =	Langes Fahrerhaus / Long cab	(60)	942 890 04 19 942 890 15 19 943 890 24 19	
					290 257 = 	Langes Fahrerhaus / Long cab	(60)	942 890 38 19 942 890 39 19 943 890 12 19 943 890 13 19	
					131 275 = 	Langes Fahrerhaus / Long cab	(60)	942 890 47 19	
					290 995 = 	Langes Fahrerhaus / Long cab	(60)	375 890 05 19 940 890 39 19 940 890 41 19 958 317 21 03	
				311 189 = 	01.2004-> Langes Fahrerhaus / Long cab Luftfeder: Beinhaltet Stoßdämpfer und Luftfederbalg / Pneumatic spring: contains shock absorber and air suspension bellow	(60) (63)	942 890 60 19 943 890 39 19		

Achtung: Unsere Artikel sind nur als Ersatz für die angegebenen OE-Nummern gültig. In der Spalte "Ref." ist lediglich ein Teil der OE-Nummern aufgeführt. Die vollständige Auflistung aller Vergleichsnummern finden Sie im Anhang.
Attention: The articles are only valid as replacement for the listed OE-numbers. In the column "Ref." only a selection of OE-No. is given. The complete listing you can see in the appendix. (151)








		Baumuster Model						Ref.
--	---	--------------------	---	---	---	---	---	------

MERCEDES-BENZ




ACTROS 1831 - 1860		04.96 -							
1832 AK	04.03 -	932.073			290 245 =	Chass. K 827281-> Länderausführung: Schweden / Country Version: Sweden	(71)	942 890 04 19	
1832 K	04.03 -	932.002						(59)	942 890 15 19
1836 AK	04.03 -	932.072					Kurzes Fahrerhaus / Short cab		943 890 24 19
1836 K	04.03 -	932.003							
1841 K	04.03 -					290 257 =HD	Chass. K 827281-> Kurzes Fahrerhaus / Short cab	(59)	942 890 38 19
1841 L, LL	04.03 -								942 890 39 19
1844 AK	04.03 -								943 890 12 19
1844 K	04.03 -								943 890 13 19
1846 AK	04.03 -					290 257 =HD	Chass. K 827281->		942 890 38 19
1846 K	04.03 -								942 890 39 19
1846 K	04.03 -							943 890 12 19	
1850, 1851 AK	04.03 -				290 995 =			375 890 05 19	
1850, 1851 K	04.03 -							940 890 39 19	
								940 890 41 19	
								958 317 21 03	
					312 651 =♂			943 890 46 19	
								943 890 49 19	

Achtung: Unsere Artikel sind nur als Ersatz für die angegebenen OE-Nummern gültig. In der Spalte "Ref." ist lediglich ein Teil der OE-Nummern aufgeführt. Die vollständige Auflistung aller Vergleichsnummern finden Sie im Anhang.

Attention: The articles are only valid as replacement for the listed OE-numbers. In the column "Ref." only a selection of OE-No. is given. The complete listing you can see in the appendix. (151)

		Baumuster Model						Ref.
--	---	--------------------	---	---	---	---	---	------
















MERCEDES-BENZ

ACTROS 1831 - 1860		04.96 -							
1832 LS, LLS	04.03 -	934.031-033			311 189		01.2004->		942 890 60 19
1836 LS, LLS	04.03 -	934.042					Langes Fahrerhaus / Long cab	(60)	943 890 39 19
1844 LS, LLS	04.03 -	934.062					Luftfeder: Beinhaltet Stoßdämpfer und	(63)	
1846 LS, LLS	04.03 -						Luftfederbalg / Pneumatic spring: contains shock absorber and air suspension bellow		








Achtung: Unsere Artikel sind nur als Ersatz für die angegebenen OE-Nummern gültig. In der Spalte "Ref." ist lediglich ein Teil der OE-Nummern aufgeführt. Die vollständige Auflistung aller Vergleichsnummern finden Sie im Anhang.
 Attention: The articles are only valid as replacement for the listed OE-numbers. In the column "Ref." only a selection of OE-No. is given. The complete listing you can see in the appendix. (151)

		Baumuster Model						Ref.
--	--	--------------------	---	---	---	--	---	------





MERCEDES-BENZ

ACTROS 1831 - 1860		04.96 -								
1832 LS, LLS 1836 LS, LLS 1844 LS, LLS 1846 LS, LLS	04.03 -	934.033			290 259 =	Chass. K 351351 - Chass. K 472725 Kurzes Fahrerhaus / Short cab Komfortausführung / Comfort model	(59)	942 890 50 19 942 890 51 19		
	04.03 -	934.031			290 248 =	Kurzes Fahrerhaus / Short cab	(59)	942 890 55 19 943 890 01 19		
	04.03 -	934.042			290 258 =	Chass. K 351351 - Chass. K 472725 Langes Fahrerhaus / Long cab Komfortausführung / Comfort model	(60) (58)	942 890 49 19		
	04.03 -	934.053			311 663 = 	01.2004-> Langes Fahrerhaus / Long cab Luftfeder: Beinhaltet Stoßdämpfer und Luftfederbalg / Pneumatic spring: contains shock absorber and air suspension bellow	(60) (63)	942 890 59 19 943 890 38 19		
		934.062							290 250 =	Langes Fahrerhaus / Long cab
		934.032			290 249 =			942 890 56 19 943 890 02 19		
					290 268 =			942 890 05 19 958 317 07 03		
					290 245 =			Chass. K 827281-> Länderausführung: Schweden / Country Version: Sweden Kurzes Fahrerhaus / Short cab	(71) (59)	942 890 04 19 942 890 15 19 943 890 24 19
					290 246 =			Kurzes Fahrerhaus / Short cab	(59)	942 890 11 19 942 890 35 19 943 890 05 19 943 890 23 19
					290 247 =HD			Kurzes Fahrerhaus / Short cab	(59)	942 890 36 19 943 890 10 19 943 890 11 19 943 890 16 19 943 890 17 19
					290 257 =			->Chass. K 827280 Langes Fahrerhaus / Long cab	(60)	942 890 38 19 942 890 39 19 943 890 12 19 943 890 13 19
					311 664			Langes Fahrerhaus / Long cab Luftfeder: Beinhaltet Stoßdämpfer und Luftfederbalg / Pneumatic spring: contains shock absorber and air suspension bellow	(60) (63)	942 890 61 19
					105 423 =			Langes Fahrerhaus / Long cab	(60)	942 890 23 19 942 890 31 19 943 890 08 19 943 890 09 19 943 890 14 19 943 890 15 19
						290 247 =				
					290 245 =			Langes Fahrerhaus / Long cab	(60)	942 890 04 19 942 890 15 19 943 890 24 19
					290 257 =HD			Langes Fahrerhaus / Long cab	(60)	942 890 38 19 942 890 39 19 943 890 12 19 943 890 13 19
					131 275 = 			Langes Fahrerhaus / Long cab	(60)	942 890 47 19
					290 995 = 			Langes Fahrerhaus / Long cab	(60)	375 890 05 19 940 890 39 19 940 890 41 19 958 317 21 03

Achtung: Unsere Artikel sind nur als Ersatz für die angegebenen OE-Nummern gültig. In der Spalte "Ref." ist lediglich ein Teil der OE-Nummern aufgeführt. Die vollständige Auflistung aller Vergleichsnummern finden Sie im Anhang.
Attention: The articles are only valid as replacement for the listed OE-numbers. In the column "Ref." only a selection of OE-No. is given. The complete listing you can see in the appendix. (151)

		Baumuster Model						Ref.
--	---	--------------------	---	---	---	---	---	------



MERCEDES-BENZ

ACTROS 1831 - 1860		04.96 -					
1832 LS, LLS	04.03 -	934.033			290 995		375 890 05 19
1836 LS, LLS	04.03 -	934.031			940 890 39 19		
1844 LS, LLS	04.03 -	934.042			940 890 41 19		
1846 LS, LLS	04.03 -	934.053			958 317 21 03		
		934.062		312 651			943 890 46 19
		934.032					943 890 49 19

Achtung: Unsere Artikel sind nur als Ersatz für die angegebenen OE-Nummern gültig. In der Spalte "Ref." ist lediglich ein Teil der OE-Nummern aufgeführt. Die vollständige Auflistung aller Vergleichsnummern finden Sie im Anhang.
 Attention: The articles are only valid as replacement for the listed OE-numbers. In the column "Ref." only a selection of OE-No. is given. The complete listing you can see in the appendix. (151)

		Baumuster Model						Ref.
--	---	--------------------	---	---	---	---	---	------

























MERCEDES-BENZ

ACTROS 1831 - 1860		04.96 -						
1836, L, LL 1841, L, LL 1846, L, LL	04.03 -	930.003		○ ○	290 259 =	Chass. K 351351 - Chass. K 472725 Kurzes Fahrerhaus / Short cab Komfortausführung / Comfort model	(59) (58)	942 890 50 19 942 890 51 19
	04.03 -	930.046						
	04.03 -	930.044						
		930.006		○ ○	290 258 =	Chass. K 351351 - Chass. K 472725 Langes Fahrerhaus / Long cab Komfortausführung / Comfort model	(60) (58)	942 890 49 19
		930.005						
		930.047						
		930.057						
		930.056						
		930.007						
		930.031						
		930.008						
		930.034						
		930.038						
		930.032/033						
		930.037						
	930.004							
	930.036							
	930.035							
	930.003-008	930.031-038 930.044 930.046-047		○ ○	311 189 =	Chass. K894001-> Langes Fahrerhaus / Long cab Luftfeder: Beinhaltet Stoßdämpfer und Luftfederbalg / Pneumatic spring: contains shock absorber and air suspension bellow	(60) (63)	942 890 60 19 943 890 39 19
				○ ○	105 423 =	Langes Fahrerhaus / Long cab	(60)	942 890 23 19 942 890 31 19 943 890 08 19 943 890 09 19 943 890 14 19 943 890 15 19








Achtung: Unsere Artikel sind nur als Ersatz für die angegebenen OE-Nummern gültig. In der Spalte "Ref." ist lediglich ein Teil der OE-Nummern aufgeführt. Die vollständige Auflistung aller Vergleichsnummern finden Sie im Anhang.
Attention: The articles are only valid as replacement for the listed OE-numbers. In the column "Ref." only a selection of OE-No. is given. The complete listing you can see in the appendix. (151)

		Baumuster Model						Ref.
--	---	--------------------	---	---	---	---	---	------



MERCEDES-BENZ

ACTROS 1831 - 1860		04.96 -							
1836, L, LL 1841, L, LL 1846, L, LL	04.03 - 04.03 - 04.03 -	930.003-008 930.031-038 930.044 930.046-047 930.056-057			290 248 =	Kurzes Fahrerhaus / Short cab	(59)	942 890 55 19 943 890 01 19	
					311 663 = 	Chass. K894001-> Langes Fahrerhaus / Long cab Luftfeder: Beinhaltet Stoßdämpfer und Luftfederbalg / Pneumatic spring: contains shock absorber and air suspension bellow	(60) (63)	942 890 59 19 943 890 38 19	
					290 249 =	Fahrerhaus mittellang / Cab medium length	(18)	942 890 56 19 943 890 02 19	
					290 250 =			942 890 54 19 943 890 03 19	
					290 268 =			942 890 05 19 958 317 07 03	
						290 257 =	->Chass. K 827280 Langes Fahrerhaus / Long cab	(60)	942 890 38 19 942 890 39 19 943 890 12 19 943 890 13 19
						290 247 =	Kurzes Fahrerhaus / Short cab	(59)	942 890 36 19 943 890 10 19 943 890 11 19 943 890 16 19 943 890 17 19
						290 246 =	Kurzes Fahrerhaus / Short cab Fahrerhaus mittellang / Cab medium length	(59) (18)	942 890 11 19 942 890 35 19 943 890 05 19 943 890 23 19
							312 651 = 	Fahrerhaus mittellang / Cab medium length Kurzes Fahrerhaus / Short cab	(18) (59)
						312 649 = 	Kurzes Fahrerhaus / Short cab Fahrerhaus mittellang / Cab medium length	(59) (18)	943 890 50 19
						311 664	Langes Fahrerhaus / Long cab Luftfeder: Beinhaltet Stoßdämpfer und Luftfederbalg / Pneumatic spring: contains shock absorber and air suspension bellow	(60) (63)	942 890 61 19
						312 645 =	Langes Fahrerhaus / Long cab	(60)	943 890 29 19 943 890 30 19
			312 646 =			Langes Fahrerhaus / Long cab	(60)	943 890 33 19 943 890 34 19	
			312 647 =			Langes Fahrerhaus / Long cab	(60)	943 890 31 19 943 890 32 19	
			312 648 =			Langes Fahrerhaus / Long cab	(60)	943 890 35 19	
					290 245 =	Langes Fahrerhaus / Long cab	(60)	942 890 04 19 942 890 15 19 943 890 24 19	
					290 257 = 	Langes Fahrerhaus / Long cab	(60)	942 890 38 19 942 890 39 19 943 890 12 19 943 890 13 19	
					131 275 = 	Langes Fahrerhaus / Long cab	(60)	942 890 47 19	
			290 995 = 		Langes Fahrerhaus / Long cab	(60)	375 890 05 19 940 890 39 19 940 890 41 19 958 317 21 03		
				290 257 = 	Chass. K 827281-> Fahrerhaus mittellang / Cab medium length Kurzes Fahrerhaus / Short cab	(18) (59)	942 890 38 19 942 890 39 19 943 890 12 19 943 890 13 19		
					290 245 =	Chass. K827281-> Länderausführung: Schweden / Country Version: Sweden Kurzes Fahrerhaus / Short cab	(71) (59)	942 890 04 19 942 890 15 19 943 890 24 19	








Achtung: Unsere Artikel sind nur als Ersatz für die angegebenen OE-Nummern gültig. In der Spalte "Ref." ist lediglich ein Teil der OE-Nummern aufgeführt. Die vollständige Auflistung aller Vergleichsnummern finden Sie im Anhang.
Attention: The articles are only valid as replacement for the listed OE-numbers. In the column "Ref." only a selection of OE-No. is given. The complete listing you can see in the appendix. (151)

		Baumuster Model						Ref.
--	---	--------------------	---	---	---	---	---	------




MERCEDES-BENZ

ACTROS 1831 - 1860		04.96 -							
1836, L, LL	04.03 -	930.003-008			290 247 =	Chass. K827281->			942 890 36 19
1841, L, LL	04.03 -	930.031-038				Langes Fahrerhaus / Long cab	(60)		943 890 10 19
1846, L, LL	04.03 -	930.044							943 890 11 19
		930.046-047							943 890 16 19
		930.056-057							943 890 17 19

Achtung: Unsere Artikel sind nur als Ersatz für die angegebenen OE-Nummern gültig. In der Spalte "Ref." ist lediglich ein Teil der OE-Nummern aufgeführt. Die vollständige Auflistung aller Vergleichsnummern finden Sie im Anhang.
 Attention: The articles are only valid as replacement for the listed OE-numbers. In the column "Ref." only a selection of OE-No. is given. The complete listing you can see in the appendix. (151)

		Baumuster Model						Ref.
--	---	--------------------	---	---	---	---	---	------




























MERCEDES-BENZ

ACTROS 1831 - 1860		04.96 -							
1841 LS, LLS	04.03 -	934.031-033 934.062			311 189 	01.2004-> Langes Fahrerhaus / Long cab Luftfeder: Beinhaltet Stoßdämpfer und Luftfederbalg / Pneumatic spring: contains shock absorber and air suspension bellow	(60) (63)	942 890 60 19 943 890 39 19	








Achtung: Unsere Artikel sind nur als Ersatz für die angegebenen OE-Nummern gültig. In der Spalte "Ref." ist lediglich ein Teil der OE-Nummern aufgeführt. Die vollständige Auflistung aller Vergleichsnummern finden Sie im Anhang.
 Attention: The articles are only valid as replacement for the listed OE-numbers. In the column "Ref." only a selection of OE-No. is given. The complete listing you can see in the appendix. (151)

		Baumuster Model						Ref.
--	--	--------------------	---	---	---	--	---	------






MERCEDES-BENZ

ACTROS 1831 - 1860		04.96 -							
1841 LS, LLS	04.03 -	934.033 934.031 934.053 934.062 934.032			290 259 =	Chass. K 351351 - Chass. K 472725 Kurzes Fahrerhaus / Short cab Komfortausführung / Comfort model	(59) (58)	942 890 50 19 942 890 51 19	
					290 258 =	Chass. K 351351 - Chass. K 472725 Langes Fahrerhaus / Long cab Komfortausführung / Comfort model	(60) (58)	942 890 49 19	
					290 248 =	Kurzes Fahrerhaus / Short cab	(59)	942 890 55 19 943 890 01 19	
					311 663 = 	01.2004-> Langes Fahrerhaus / Long cab Luftfeder: Beinhaltet Stoßdämpfer und Luftfederbalg / Pneumatic spring: contains shock absorber and air suspension bellow	(60) (63)	942 890 59 19 943 890 38 19	
					290 250 =	Langes Fahrerhaus / Long cab	(60)	942 890 54 19 943 890 03 19	
					290 249 =			942 890 56 19 943 890 02 19	
					290 268 =			942 890 05 19 958 317 07 03	
						290 246 =	Kurzes Fahrerhaus / Short cab	(59)	942 890 11 19 942 890 35 19 943 890 05 19 943 890 23 19
						290 247 = 	Kurzes Fahrerhaus / Short cab	(59)	942 890 36 19 943 890 10 19 943 890 11 19 943 890 16 19 943 890 17 19
						290 257 =	->Chass. K 827280 Langes Fahrerhaus / Long cab	(60)	942 890 38 19 942 890 39 19 943 890 12 19 943 890 13 19
						311 664	Langes Fahrerhaus / Long cab Luftfeder: Beinhaltet Stoßdämpfer und Luftfederbalg / Pneumatic spring: contains shock absorber and air suspension bellow	(60) (63)	942 890 61 19
						105 423 =	Langes Fahrerhaus / Long cab	(60)	942 890 23 19 942 890 31 19 943 890 08 19 943 890 09 19 943 890 14 19 943 890 15 19
					290 247 =	Langes Fahrerhaus / Long cab	(60)	942 890 36 19 943 890 10 19 943 890 11 19 943 890 16 19 943 890 17 19	
					290 245 =	Langes Fahrerhaus / Long cab	(60)	942 890 04 19 942 890 15 19 943 890 24 19	
					290 257 = 	Langes Fahrerhaus / Long cab	(60)	942 890 38 19 942 890 39 19 943 890 12 19 943 890 13 19	
					131 275 	Langes Fahrerhaus / Long cab	(60)	942 890 47 19	
					290 995 	Langes Fahrerhaus / Long cab	(60)	375 890 05 19 940 890 39 19 940 890 41 19 958 317 21 03	
					290 245 =	Chass. K 827281-> Länderausführung: Schweden / Country Version: Sweden Kurzes Fahrerhaus / Short cab	(71) (59)	942 890 04 19 942 890 15 19 943 890 24 19	
					290 257 = 	Chass. K 827281-> Kurzes Fahrerhaus / Short cab	(59)	942 890 38 19 942 890 39 19 943 890 12 19 943 890 13 19	








Achtung: Unsere Artikel sind nur als Ersatz für die angegebenen OE-Nummern gültig. In der Spalte "Ref." ist lediglich ein Teil der OE-Nummern aufgeführt. Die vollständige Auflistung aller Vergleichsnummern finden Sie im Anhang.
Attention: The articles are only valid as replacement for the listed OE-numbers. In the column "Ref." only a selection of OE-No. is given. The complete listing you can see in the appendix. (151)

		Baumuster Model						Ref.
--	---	--------------------	---	---	---	---	---	------





MERCEDES-BENZ

ACTROS 1831 - 1860		04.96 -						
1841 LS, LLS	04.03 -	934.033			290 995			375 890 05 19
		934.031					940 890 39 19	
		934.053						940 890 41 19
		934.062						958 317 21 03
		934.032			312 651			943 890 46 19
								943 890 49 19

Achtung: Unsere Artikel sind nur als Ersatz für die angegebenen OE-Nummern gültig. In der Spalte "Ref." ist lediglich ein Teil der OE-Nummern aufgeführt. Die vollständige Auflistung aller Vergleichsnummern finden Sie im Anhang.
 Attention: The articles are only valid as replacement for the listed OE-numbers. In the column "Ref." only a selection of OE-No. is given. The complete listing you can see in the appendix. (151)

		Baumuster Model						Ref.
--	---	--------------------	---	---	---	---	---	------











MERCEDES-BENZ

ACTROS 1831 - 1860		04.96 -						
1844, L, LL	04.03 -	930.003-008 930.031-038 930.044 930.046-047			105 423 =	Langes Fahrerhaus / Long cab	(60)	942 890 23 19 942 890 31 19 943 890 08 19 943 890 09 19 943 890 14 19 943 890 15 19
					311 189 = 	Chass. K894001-> Langes Fahrerhaus / Long cab Luftfeder: Beinhaltet Stoßdämpfer und Luftfederbalg / Pneumatic spring: contains shock absorber and air suspension bellow	(60) (63)	942 890 60 19 943 890 39 19

Achtung: Unsere Artikel sind nur als Ersatz für die angegebenen OE-Nummern gültig. In der Spalte "Ref." ist lediglich ein Teil der OE-Nummern aufgeführt. Die vollständige Auflistung aller Vergleichsnummern finden Sie im Anhang.
 Attention: The articles are only valid as replacement for the listed OE-numbers. In the column "Ref." only a selection of OE-No. is given. The complete listing you can see in the appendix. (151)

		Baumuster Model						Ref.
--	---	--------------------	---	---	---	---	---	------

MERCEDES-BENZ

ACTROS 1831 - 1860		04.96 -							
1844, L, LL	04.03 -	930.003-008 930.031-038 930.044 930.046-047 930.056-057			290 248 =	Kurzes Fahrerhaus / Short cab	(59)	942 890 55 19 943 890 01 19	
					311 663 = 	Chass. K894001-> Langes Fahrerhaus / Long cab Luftfeder: Beinhaltet Stoßdämpfer und Luftfederbalg / Pneumatic spring: contains shock absorber and air suspension bellow	(60) (63)	942 890 59 19 943 890 38 19	
					290 249 =	Fahrerhaus mittellang / Cab medium length	(18)	942 890 56 19 943 890 02 19	
					290 250 =			942 890 54 19 943 890 03 19	
					290 268 =			942 890 05 19 958 317 07 03	
						290 257 =	->Chass. K 827280 Langes Fahrerhaus / Long cab	(60)	942 890 38 19 942 890 39 19 943 890 12 19 943 890 13 19
						290 247 =	Kurzes Fahrerhaus / Short cab	(59)	942 890 36 19 943 890 10 19 943 890 11 19 943 890 16 19 943 890 17 19
						290 246 =	Kurzes Fahrerhaus / Short cab Fahrerhaus mittellang / Cab medium length	(59) (18)	942 890 11 19 942 890 35 19 943 890 05 19 943 890 23 19
						312 651 = 	Fahrerhaus mittellang / Cab medium length Kurzes Fahrerhaus / Short cab	(18) (59)	943 890 46 19 943 890 49 19
						312 649 = 	Kurzes Fahrerhaus / Short cab Fahrerhaus mittellang / Cab medium length	(59) (18)	943 890 50 19
						311 664	Langes Fahrerhaus / Long cab Luftfeder: Beinhaltet Stoßdämpfer und Luftfederbalg / Pneumatic spring: contains shock absorber and air suspension bellow	(60) (63)	942 890 61 19
						312 645 =	Langes Fahrerhaus / Long cab	(60)	943 890 29 19 943 890 30 19
					312 646 =	Langes Fahrerhaus / Long cab	(60)	943 890 33 19 943 890 34 19	
					312 647 =	Langes Fahrerhaus / Long cab	(60)	943 890 31 19 943 890 32 19	
					312 648 =	Langes Fahrerhaus / Long cab	(60)	943 890 35 19	
					290 245 =	Langes Fahrerhaus / Long cab	(60)	942 890 04 19 942 890 15 19 943 890 24 19	
					290 257 = 	Langes Fahrerhaus / Long cab	(60)	942 890 38 19 942 890 39 19 943 890 12 19 943 890 13 19	
				131 275 = 	Langes Fahrerhaus / Long cab	(60)	942 890 47 19		
				290 995 = 	Langes Fahrerhaus / Long cab	(60)	375 890 05 19 940 890 39 19 940 890 41 19 958 317 21 03		
				290 257 = 	Chass. K 827281-> Fahrerhaus mittellang / Cab medium length	(18)	942 890 38 19 942 890 39 19 943 890 12 19 943 890 13 19		
				290 245 =	Chass. K827281-> Länderausführung: Schweden / Country Version: Sweden Kurzes Fahrerhaus / Short cab	(71) (59)	942 890 04 19 942 890 15 19 943 890 24 19		

Achtung: Unsere Artikel sind nur als Ersatz für die angegebenen OE-Nummern gültig. In der Spalte "Ref." ist lediglich ein Teil der OE-Nummern aufgeführt. Die vollständige Auflistung aller Vergleichsnummern finden Sie im Anhang.
Attention: The articles are only valid as replacement for the listed OE-numbers. In the column "Ref." only a selection of OE-No. is given. The complete listing you can see in the appendix. (151)



Baumuster
Model



Ref.






















MERCEDES-BENZ

ACTROS 1831 - 1860		04.96 -					
1844, L, LL	04.03 -	930.003-008		○ ○	290 247 =	Chass. K827281-> Langes Fahrerhaus / Long cab	942 890 36 19
		930.031-038					(60) 943 890 10 19
		930.044					943 890 11 19
		930.046-047					943 890 16 19
		930.056-057					943 890 17 19
	930.006 930.003 930.044 930.046 930.005 930.047 930.057 930.007 930.031 930.056 930.008 930.034 930.038 930.032 930.004 930.033 930.037 930.035/036		○ ○	290 259 =	Chass. K 351351 - Chass. K 472725 Kurzes Fahrerhaus / Short cab Komfortausführung / Comfort model	(59) 942 890 50 19	
						(58) 942 890 51 19	
		○ ○	290 258 =	Chass. K 351351 - Chass. K 472725 Langes Fahrerhaus / Long cab Komfortausführung / Comfort model	(60) 942 890 49 19		
					(58)		








Achtung: Unsere Artikel sind nur als Ersatz für die angegebenen OE-Nummern gültig. In der Spalte "Ref." ist lediglich ein Teil der OE-Nummern aufgeführt. Die vollständige Auflistung aller Vergleichsnummern finden Sie im Anhang.
Attention: The articles are only valid as replacement for the listed OE-numbers. In the column "Ref." only a selection of OE-No. is given. The complete listing you can see in the appendix. (151)

		Baumuster Model						Ref.
--	--	--------------------	---	---	---	--	---	------





MERCEDES-BENZ

ACTROS 1831 - 1860		04.96 -							
1848, L, LL, 11946 ccm	04.03 -	930.003-008 930.031-038 930.044 930.046-047			290 248 =	Kurzes Fahrerhaus / Short cab	(59)	942 890 55 19 943 890 01 19	
					311 663 = 	Chass. K894001-> Langes Fahrerhaus / Long cab Luftfeder: Beinhaltet Stoßdämpfer und Luftfederbalg / Pneumatic spring: contains shock absorber and air suspension bellow	(60) (63)	942 890 59 19 943 890 38 19	
					290 249 =	Fahrerhaus mittellang / Cab medium length	(18)	942 890 56 19 943 890 02 19	
					290 250 =			942 890 54 19 943 890 03 19	
					290 268 =			942 890 05 19 958 317 07 03	
						290 257 =	->Chass. K 827280 Langes Fahrerhaus / Long cab	(60)	942 890 38 19 942 890 39 19 943 890 12 19 943 890 13 19
						290 257 = 	Chass. K 827281-> Fahrerhaus mittellang / Cab medium length Kurzes Fahrerhaus / Short cab	(18) (59)	942 890 38 19 942 890 39 19 943 890 12 19 943 890 13 19
						290 245 =	Chass. K827281-> Länderausführung: Schweden / Country Version: Sweden Kurzes Fahrerhaus / Short cab	(71) (59)	942 890 04 19 942 890 15 19 943 890 24 19
						290 247 =	Kurzes Fahrerhaus / Short cab	(59)	942 890 36 19 943 890 10 19 943 890 11 19 943 890 16 19 943 890 17 19
						290 246 =	Kurzes Fahrerhaus / Short cab Fahrerhaus mittellang / Cab medium length	(59) (18)	942 890 11 19 942 890 35 19 943 890 05 19 943 890 23 19
					312 651 = 	Fahrerhaus mittellang / Cab medium length Kurzes Fahrerhaus / Short cab	(18) (59)	943 890 46 19 943 890 49 19	
					312 649 = 	Kurzes Fahrerhaus / Short cab Fahrerhaus mittellang / Cab medium length	(59) (18)	943 890 50 19	
					311 189 = 	Chass. K894001-> Langes Fahrerhaus / Long cab Luftfeder: Beinhaltet Stoßdämpfer und Luftfederbalg / Pneumatic spring: contains shock absorber and air suspension bellow	(60) (63)	942 890 60 19 943 890 39 19	
					311 664	Langes Fahrerhaus / Long cab Luftfeder: Beinhaltet Stoßdämpfer und Luftfederbalg / Pneumatic spring: contains shock absorber and air suspension bellow	(60) (63)	942 890 61 19	
					105 423 =	Langes Fahrerhaus / Long cab	(60)	942 890 23 19 942 890 31 19 943 890 08 19 943 890 09 19 943 890 14 19 943 890 15 19	
				312 645 =	Langes Fahrerhaus / Long cab	(60)	943 890 29 19 943 890 30 19		
				312 646 =	Langes Fahrerhaus / Long cab	(60)	943 890 33 19 943 890 34 19		
				312 647 =	Langes Fahrerhaus / Long cab	(60)	943 890 31 19 943 890 32 19		
				312 648 =	Langes Fahrerhaus / Long cab	(60)	943 890 35 19		
				290 245 =	Langes Fahrerhaus / Long cab	(60)	942 890 04 19 942 890 15 19 943 890 24 19		

Achtung: Unsere Artikel sind nur als Ersatz für die angegebenen OE-Nummern gültig. In der Spalte "Ref." ist lediglich ein Teil der OE-Nummern aufgeführt. Die vollständige Auflistung aller Vergleichsnummern finden Sie im Anhang.
Attention: The articles are only valid as replacement for the listed OE-numbers. In the column "Ref." only a selection of OE-No. is given. The complete listing you can see in the appendix. (151)

		Baumuster Model						Ref.
--	---	--------------------	---	---	---	---	---	------










































MERCEDES-BENZ

ACTROS 1831 - 1860		04.96 -						
1848, L, LL, 11946 ccm	04.03 -	930.003-008 930.031-038 930.044 930.046-047			290 257 =HD	Langes Fahrerhaus / Long cab	(60)	942 890 38 19 942 890 39 19 943 890 12 19 943 890 13 19
					131 275  290 995 	Langes Fahrerhaus / Long cab	(60)	942 890 47 19
						Langes Fahrerhaus / Long cab	(60)	375 890 05 19 940 890 39 19 940 890 41 19 958 317 21 03
					290 247 =	Chass. K827281-> Langes Fahrerhaus / Long cab	(60)	942 890 36 19 943 890 10 19 943 890 11 19 943 890 16 19 943 890 17 19








Achtung: Unsere Artikel sind nur als Ersatz für die angegebenen OE-Nummern gültig. In der Spalte "Ref." ist lediglich ein Teil der OE-Nummern aufgeführt. Die vollständige Auflistung aller Vergleichsnummern finden Sie im Anhang.
 Attention: The articles are only valid as replacement for the listed OE-numbers. In the column "Ref." only a selection of OE-No. is given. The complete listing you can see in the appendix. (151)

		Baumuster Model					Ref.
--	---	--------------------	---	---	---	---	------






MERCEDES-BENZ

ACTROS 1831 - 1860		04.96 -						
1848, L, LL, 15928 ccm	04.03 -	930.004 930.032 930.034 930.036				290 248 =	Kurzes Fahrerhaus / Short cab	(59) 942 890 55 19 943 890 01 19
						311 663 =	Chass. K894001-> Langes Fahrerhaus / Long cab Luftfeder: Beinhaltet Stoßdämpfer und Luftfederbalg / Pneumatic spring: contains shock absorber and air suspension bellow	(60) 942 890 59 19 (63) 943 890 38 19
						290 249 =	Fahrerhaus mittellang / Cab medium length	(18) 942 890 56 19 943 890 02 19
						290 250 =		942 890 54 19 943 890 03 19
						290 268 =		942 890 05 19 958 317 07 03
						290 257 =	->Chass. K 827280 Langes Fahrerhaus / Long cab	(60) 942 890 38 19 942 890 39 19 943 890 12 19 943 890 13 19
						290 247 =	Kurzes Fahrerhaus / Short cab	(59) 942 890 36 19 943 890 10 19 943 890 11 19 943 890 16 19 943 890 17 19
						290 246 =	Kurzes Fahrerhaus / Short cab Fahrerhaus mittellang / Cab medium length	(59) 942 890 11 19 (18) 942 890 35 19 943 890 05 19 943 890 23 19
						312 651 =	Fahrerhaus mittellang / Cab medium length Kurzes Fahrerhaus / Short cab	(18) 943 890 46 19 (59) 943 890 49 19
						312 649 =	Kurzes Fahrerhaus / Short cab Fahrerhaus mittellang / Cab medium length	(59) 943 890 50 19 (18)
						290 247 =	Chass. K827281-> Langes Fahrerhaus / Long cab	(60) 942 890 36 19 943 890 10 19 943 890 11 19 943 890 16 19 943 890 17 19
						311 189 =	Chass. K894001-> Langes Fahrerhaus / Long cab Luftfeder: Beinhaltet Stoßdämpfer und Luftfederbalg / Pneumatic spring: contains shock absorber and air suspension bellow	(60) 942 890 60 19 (63) 943 890 39 19
						311 664	Langes Fahrerhaus / Long cab Luftfeder: Beinhaltet Stoßdämpfer und Luftfederbalg / Pneumatic spring: contains shock absorber and air suspension bellow	(60) 942 890 61 19 (63)
						105 423 =	Langes Fahrerhaus / Long cab	(60) 942 890 23 19 942 890 31 19 943 890 08 19 943 890 09 19 943 890 14 19 943 890 15 19
						312 645 =	Langes Fahrerhaus / Long cab	(60) 943 890 29 19 943 890 30 19
						312 646 =	Langes Fahrerhaus / Long cab	(60) 943 890 33 19 943 890 34 19
						312 647 =	Langes Fahrerhaus / Long cab	(60) 943 890 31 19 943 890 32 19
						312 648 =	Langes Fahrerhaus / Long cab	(60) 943 890 35 19
						290 245 =	Langes Fahrerhaus / Long cab	(60) 942 890 04 19 942 890 15 19 943 890 24 19
						290 257 =	Langes Fahrerhaus / Long cab	(60) 942 890 38 19 942 890 39 19 943 890 12 19 943 890 13 19

Achtung: Unsere Artikel sind nur als Ersatz für die angegebenen OE-Nummern gültig. In der Spalte "Ref." ist lediglich ein Teil der OE-Nummern aufgeführt. Die vollständige Auflistung aller Vergleichsnummern finden Sie im Anhang.
Attention: The articles are only valid as replacement for the listed OE-numbers. In the column "Ref." only a selection of OE-No. is given. The complete listing you can see in the appendix. (151)

		Baumuster Model						Ref.
--	---	--------------------	---	---	---	---	---	------


MERCEDES-BENZ

ACTROS 1831 - 1860		04.96 -							
1848, L, LL, 15928 ccm	04.03 -	930.004 930.032 930.034 930.036		$\frac{O}{O}$	131 275  	Langes Fahrerhaus / Long cab	(60)	942 890 47 19	
					290 995  	Langes Fahrerhaus / Long cab	(60)	375 890 05 19 940 890 39 19 940 890 41 19 958 317 21 03	
					$\frac{O}{\wedge}$	290 257 \equiv HD	Chass. K 827281-> Fahrerhaus mittellang / Cab medium length Kurzes Fahrerhaus / Short cab	(18)	942 890 38 19 942 890 39 19 943 890 12 19
								(59)	943 890 13 19
					$\frac{O}{\wedge}$	290 245 \equiv	Chass. K827281-> Länderausführung: Schweden / Country Version: Sweden Kurzes Fahrerhaus / Short cab	(71)	942 890 04 19 942 890 15 19
								(59)	943 890 24 19








Achtung: Unsere Artikel sind nur als Ersatz für die angegebenen OE-Nummern gültig. In der Spalte "Ref." ist lediglich ein Teil der OE-Nummern aufgeführt. Die vollständige Auflistung aller Vergleichsnummern finden Sie im Anhang.
 Attention: The articles are only valid as replacement for the listed OE-numbers. In the column "Ref." only a selection of OE-No. is given. The complete listing you can see in the appendix. (151)

		Baumuster Model						Ref.
--	---	--------------------	---	---	---	---	---	------




MERCEDES-BENZ

ACTROS 1831 - 1860		04.96 -						
1848 AK, 11946 ccm 1848 K, 11946 ccm	04.03 -	932.073			290 248 =	Kurzes Fahrerhaus / Short cab Komfortausführung / Comfort model	(59)	942 890 55 19
	04.03 -	932.002			290 250 =	Langes Fahrerhaus / Long cab	(60)	943 890 01 19
		932.072						
		932.003						
		932.083						
					311 663 = 	01.2004-> Langes Fahrerhaus / Long cab Luftfeder: Beinhaltet Stoßdämpfer und Luftfederbalg / Pneumatic spring: contains shock absorber and air suspension bellow	(60) (63)	942 890 59 19 943 890 38 19
					290 249 =	Fahrerhaus mittellang / Cab medium length Komfortausführung / Comfort model	(18) (58)	942 890 56 19 943 890 02 19
					290 268 =			942 890 05 19 958 317 07 03
					290 246 =	Kurzes Fahrerhaus / Short cab	(59)	942 890 11 19 942 890 35 19 943 890 05 19 943 890 23 19
					312 651 = 	Kurzes Fahrerhaus / Short cab	(59)	943 890 46 19 943 890 49 19
					290 247 = 	Kurzes Fahrerhaus / Short cab	(59)	942 890 36 19 943 890 10 19 943 890 11 19 943 890 16 19 943 890 17 19
					290 257 =	->Chass. K 827280 Langes Fahrerhaus / Long cab	(60)	942 890 38 19 942 890 39 19 943 890 12 19 943 890 13 19
					290 247 =	Chass. K 827281-> Langes Fahrerhaus / Long cab	(60)	942 890 36 19 943 890 10 19 943 890 11 19 943 890 16 19 943 890 17 19
					105 423 =	Langes Fahrerhaus / Long cab	(60)	942 890 23 19 942 890 31 19 943 890 08 19 943 890 09 19 943 890 14 19 943 890 15 19
					290 245 =	Langes Fahrerhaus / Long cab	(60)	942 890 04 19 942 890 15 19 943 890 24 19
					290 257 = 	Langes Fahrerhaus / Long cab	(60)	942 890 38 19 942 890 39 19 943 890 12 19 943 890 13 19
					131 275 = 	Langes Fahrerhaus / Long cab	(60)	942 890 47 19
					290 995 = 	Langes Fahrerhaus / Long cab	(60)	375 890 05 19 940 890 39 19 940 890 41 19 958 317 21 03
					311 189 = 	01.2004-> Langes Fahrerhaus / Long cab Luftfeder: Beinhaltet Stoßdämpfer und Luftfederbalg / Pneumatic spring: contains shock absorber and air suspension bellow	(60) (63)	942 890 60 19 943 890 39 19
					290 245 =	Chass. K 827281-> Länderausführung: Schweden / Country Version: Sweden Kurzes Fahrerhaus / Short cab	(71) (59)	942 890 04 19 942 890 15 19 943 890 24 19
					290 257 = 	Chass. K 827281->		942 890 38 19 942 890 39 19 943 890 12 19 943 890 13 19








Achtung: Unsere Artikel sind nur als Ersatz für die angegebenen OE-Nummern gültig. In der Spalte "Ref." ist lediglich ein Teil der OE-Nummern aufgeführt. Die vollständige Auflistung aller Vergleichsnummern finden Sie im Anhang.
Attention: The articles are only valid as replacement for the listed OE-numbers. In the column "Ref." only a selection of OE-No. is given. The complete listing you can see in the appendix. (151)

		Baumuster Model						Ref.
--	---	--------------------	---	---	---	---	---	------




MERCEDES-BENZ

ACTROS 1831 - 1860		04.96 -					
1848 AK, 11946 ccm 1848 K, 11946 ccm	04.03 - 04.03 -	932.073 932.002 932.072 932.003 932.083			312 651 		943 890 46 19 943 890 49 19

Achtung: Unsere Artikel sind nur als Ersatz für die angegebenen OE-Nummern gültig. In der Spalte "Ref." ist lediglich ein Teil der OE-Nummern aufgeführt. Die vollständige Auflistung aller Vergleichsnummern finden Sie im Anhang.
 Attention: The articles are only valid as replacement for the listed OE-numbers. In the column "Ref." only a selection of OE-No. is given. The complete listing you can see in the appendix. (151)

		Baumuster Model						Ref.
--	---	--------------------	---	---	---	---	---	------























MERCEDES-BENZ

ACTROS 1831 - 1860		04.96 -							
1848, LS, LLS	04.03 -	934.032/033 934.042			311 189 	01.2004-> Langes Fahrerhaus / Long cab Luftfeder: Beinhaltet Stoßdämpfer und Luftfederbalg / Pneumatic spring: contains shock absorber and air suspension bellow	(60) (63)	942 890 60 19 943 890 39 19	

Achtung: Unsere Artikel sind nur als Ersatz für die angegebenen OE-Nummern gültig. In der Spalte "Ref." ist lediglich ein Teil der OE-Nummern aufgeführt. Die vollständige Auflistung aller Vergleichsnummern finden Sie im Anhang.
 Attention: The articles are only valid as replacement for the listed OE-numbers. In the column "Ref." only a selection of OE-No. is given. The complete listing you can see in the appendix. (151)

		Baumuster Model						Ref.
--	---	--------------------	---	---	---	---	---	------

MERCEDES-BENZ

ACTROS 1831 - 1860		04.96 -						
1848, LS, LLS	04.03 -	934.033 934.042 934.053 934.032			290 248 =	Kurzes Fahrerhaus / Short cab	(59)	942 890 55 19 943 890 01 19
					290 250 =	Langes Fahrerhaus / Long cab	(60)	942 890 54 19 943 890 03 19
					311 663 = 	01.2004-> Langes Fahrerhaus / Long cab Luftfeder: Beinhaltet Stoßdämpfer und Luftfederbalg / Pneumatic spring: contains shock absorber and air suspension bellow	(60) (63)	942 890 59 19 943 890 38 19
					290 249 =			942 890 56 19 943 890 02 19
				290 268 =			942 890 05 19 958 317 07 03	
					290 257 = HD	Chass. K 827281-> Kurzes Fahrerhaus / Short cab	(59)	942 890 38 19 942 890 39 19 943 890 12 19 943 890 13 19
					290 246 =	Kurzes Fahrerhaus / Short cab	(59)	942 890 11 19 942 890 35 19 943 890 05 19 943 890 23 19
					290 247 = HD	Kurzes Fahrerhaus / Short cab	(59)	942 890 36 19 943 890 10 19 943 890 11 19 943 890 16 19 943 890 17 19
					290 257 =	->Chass. K 827280 Langes Fahrerhaus / Long cab	(60)	942 890 38 19 942 890 39 19 943 890 12 19 943 890 13 19
					311 664	Langes Fahrerhaus / Long cab Luftfeder: Beinhaltet Stoßdämpfer und Luftfederbalg / Pneumatic spring: contains shock absorber and air suspension bellow	(60) (63)	942 890 61 19
					105 423 =	Langes Fahrerhaus / Long cab	(60)	942 890 23 19 942 890 31 19 943 890 08 19 943 890 09 19 943 890 14 19 943 890 15 19
					290 245 =	Langes Fahrerhaus / Long cab	(60)	942 890 04 19 942 890 15 19 943 890 24 19
					290 257 = HD	Langes Fahrerhaus / Long cab	(60)	942 890 38 19 942 890 39 19 943 890 12 19 943 890 13 19
					131 275 = 	Langes Fahrerhaus / Long cab	(60)	942 890 47 19
					290 995 = 	Langes Fahrerhaus / Long cab	(60)	375 890 05 19 940 890 39 19 940 890 41 19 958 317 21 03
					290 245 =	Chass. K 827281-> Länderausführung: Schweden / Country Version: Sweden Kurzes Fahrerhaus / Short cab	(71) (59)	942 890 04 19 942 890 15 19 943 890 24 19
					290 247 =	Chass. K 827281-> Langes Fahrerhaus / Long cab	(60)	942 890 36 19 943 890 10 19 943 890 11 19 943 890 16 19 943 890 17 19
					312 651 = 			943 890 46 19 943 890 49 19

Achtung: Unsere Artikel sind nur als Ersatz für die angegebenen OE-Nummern gültig. In der Spalte "Ref." ist lediglich ein Teil der OE-Nummern aufgeführt. Die vollständige Auflistung aller Vergleichsnummern finden Sie im Anhang.

Attention: The articles are only valid as replacement for the listed OE-numbers. In the column "Ref." only a selection of OE-No. is given. The complete listing you can see in the appendix. (151)



Baumuster
Model



Ref.














MERCEDES-BENZ

ACTROS 1831 - 1860		04.96 -							
1850, 1851, L, LL	04.03 -	930.004 930.032 930.034 930.036			290 248 =	Kurzes Fahrerhaus / Short cab	(59)	942 890 55 19 943 890 01 19	
					311 663 =	Chass. K894001-> Langes Fahrerhaus / Long cab Luftfeder: Beinhaltet Stoßdämpfer und Luftfederbalg / Pneumatic spring: contains shock absorber and air suspension bellow	(60) (63)	942 890 59 19 943 890 38 19	
					290 249 =	Fahrerhaus mittellang / Cab medium length	(18)	942 890 56 19 943 890 02 19	
					290 250 =			942 890 54 19 943 890 03 19	
					290 268 =			942 890 05 19 958 317 07 03	
						290 257 =	Chass. K 827281-> Fahrerhaus mittellang / Cab medium length Kurzes Fahrerhaus / Short cab	(18) (59)	942 890 38 19 942 890 39 19 943 890 12 19 943 890 13 19
						290 245 =	Chass. K827281-> Länderausführung: Schweden / Country Version: Sweden Kurzes Fahrerhaus / Short cab	(71) (59)	942 890 04 19 942 890 15 19 943 890 24 19
						290 247 =	Kurzes Fahrerhaus / Short cab	(59)	942 890 36 19 943 890 10 19 943 890 11 19 943 890 16 19 943 890 17 19
						290 246 =	Kurzes Fahrerhaus / Short cab Fahrerhaus mittellang / Cab medium length	(59) (18)	942 890 11 19 942 890 35 19 943 890 05 19 943 890 23 19
							312 651 =	Fahrerhaus mittellang / Cab medium length Kurzes Fahrerhaus / Short cab	(18) (59)
						312 649 =	Kurzes Fahrerhaus / Short cab Fahrerhaus mittellang / Cab medium length	(59) (18)	943 890 50 19
						290 257 =	->Chass. K 827280 Langes Fahrerhaus / Long cab	(60)	942 890 38 19 942 890 39 19 943 890 12 19 943 890 13 19
					311 664	Langes Fahrerhaus / Long cab Luftfeder: Beinhaltet Stoßdämpfer und Luftfederbalg / Pneumatic spring: contains shock absorber and air suspension bellow	(60) (63)	942 890 61 19	
					105 423 =	Langes Fahrerhaus / Long cab	(60)	942 890 23 19 942 890 31 19 943 890 08 19 943 890 09 19 943 890 14 19 943 890 15 19	
					312 645 =	Langes Fahrerhaus / Long cab	(60)	943 890 29 19 943 890 30 19	
					312 646 =	Langes Fahrerhaus / Long cab	(60)	943 890 33 19 943 890 34 19	
					312 647 =	Langes Fahrerhaus / Long cab	(60)	943 890 31 19 943 890 32 19	
				312 648 =	Langes Fahrerhaus / Long cab	(60)	943 890 35 19		
				290 245 =	Langes Fahrerhaus / Long cab	(60)	942 890 04 19 942 890 15 19 943 890 24 19		
				290 257 =	Langes Fahrerhaus / Long cab	(60)	942 890 38 19 942 890 39 19 943 890 12 19 943 890 13 19		

Achtung: Unsere Artikel sind nur als Ersatz für die angegebenen OE-Nummern gültig. In der Spalte "Ref." ist lediglich ein Teil der OE-Nummern aufgeführt. Die vollständige Auflistung aller Vergleichsnummern finden Sie im Anhang.
Attention: The articles are only valid as replacement for the listed OE-numbers. In the column "Ref." only a selection of OE-No. is given. The complete listing you can see in the appendix. (151)

		Baumuster Model						Ref.
--	---	--------------------	---	---	---	---	---	------






















MERCEDES-BENZ

ACTROS 1831 - 1860		04.96 -						
1850, 1851, L, LL	04.03 -	930.004			131 275 	Langes Fahrerhaus / Long cab	(60)	942 890 47 19
		930.032			290 995 	Langes Fahrerhaus / Long cab	(60)	375 890 05 19
		930.034 930.036						940 890 39 19 940 890 41 19 958 317 21 03
					290 247 =	Chass. K827281-> Langes Fahrerhaus / Long cab	(60)	942 890 36 19 943 890 10 19 943 890 11 19 943 890 16 19 943 890 17 19
					311 189 	Chass. K894001-> Langes Fahrerhaus / Long cab Luftfeder: Beinhaltet Stoßdämpfer und Luftfederbalg / Pneumatic spring: contains shock absorber and air suspension bellow	(60) (63)	942 890 60 19 943 890 39 19
			930.034 930.032 930.004 930.036			290 258 =	Chass. K 351351 - Chass. K 472725 Langes Fahrerhaus / Long cab Komfortausführung / Comfort model	(60) (58)
					290 259 =	Chass. K 351351 - Chass. K 472725 Kurzes Fahrerhaus / Short cab Komfortausführung / Comfort model	(59) (58)	942 890 50 19 942 890 51 19








Achtung: Unsere Artikel sind nur als Ersatz für die angegebenen OE-Nummern gültig. In der Spalte "Ref." ist lediglich ein Teil der OE-Nummern aufgeführt. Die vollständige Auflistung aller Vergleichsnummern finden Sie im Anhang.
 Attention: The articles are only valid as replacement for the listed OE-numbers. In the column "Ref." only a selection of OE-No. is given. The complete listing you can see in the appendix. (151)

		Baumuster Model						Ref.
--	---	--------------------	---	---	---	---	---	------









MERCEDES-BENZ

ACTROS 1831 - 1860		04.96 -							
1850, 1851 LS, LLS 1854 LS 1858 LS	04.03 - 04.03 - 10.02 -	934.033 934.032			290 258 =	Chass. K 351351 - Chass. K 472725 Langes Fahrerhaus / Long cab Komfortausführung / Comfort model	(60) (58)	942 890 49 19	
					290 259 =	Chass. K 351351 - Chass. K 472725 Kurzes Fahrerhaus / Short cab Komfortausführung / Comfort model	(59) (58)	942 890 50 19 942 890 51 19	
					290 248 =	Kurzes Fahrerhaus / Short cab	(59)	942 890 55 19 943 890 01 19	
					290 250 =	Langes Fahrerhaus / Long cab	(60)	942 890 54 19 943 890 03 19	
					311 663 = 	01.2004-> Langes Fahrerhaus / Long cab Luftfeder: Beinhaltet Stoßdämpfer und Luftfederbalg / Pneumatic spring: contains shock absorber and air suspension bellow	(60) (63)	942 890 59 19 943 890 38 19	
					290 249 =			942 890 56 19 943 890 02 19	
					290 268 =			942 890 05 19 958 317 07 03	
						290 257 =	->Chass. K 827280 Langes Fahrerhaus / Long cab	(60)	942 890 38 19 942 890 39 19 943 890 12 19 943 890 13 19
						290 245 =	Chass. K 827281-> Länderausführung: Schweden / Country Version: Sweden Kurzes Fahrerhaus / Short cab	(71) (59)	942 890 04 19 942 890 15 19 943 890 24 19
						290 246 =	Kurzes Fahrerhaus / Short cab	(59)	942 890 11 19 942 890 35 19 943 890 05 19 943 890 23 19
					290 247 = 	Kurzes Fahrerhaus / Short cab	(59)	942 890 36 19 943 890 10 19 943 890 11 19 943 890 16 19 943 890 17 19	
					311 189 = 	01.2004-> Langes Fahrerhaus / Long cab Luftfeder: Beinhaltet Stoßdämpfer und Luftfederbalg / Pneumatic spring: contains shock absorber and air suspension bellow	(60) (63)	942 890 60 19 943 890 39 19	
					311 664	Langes Fahrerhaus / Long cab Luftfeder: Beinhaltet Stoßdämpfer und Luftfederbalg / Pneumatic spring: contains shock absorber and air suspension bellow	(60) (63)	942 890 61 19	
					105 423 =	Langes Fahrerhaus / Long cab	(60)	942 890 23 19 942 890 31 19 943 890 08 19 943 890 09 19 943 890 14 19 943 890 15 19	
					290 247 =	Langes Fahrerhaus / Long cab	(60)	942 890 36 19 943 890 10 19 943 890 11 19 943 890 16 19 943 890 17 19	
					290 245 =	Langes Fahrerhaus / Long cab	(60)	942 890 04 19 942 890 15 19 943 890 24 19	
					290 257 = 	Langes Fahrerhaus / Long cab	(60)	942 890 38 19 942 890 39 19 943 890 12 19 943 890 13 19	








Achtung: Unsere Artikel sind nur als Ersatz für die angegebenen OE-Nummern gültig. In der Spalte "Ref." ist lediglich ein Teil der OE-Nummern aufgeführt. Die vollständige Auflistung aller Vergleichsnummern finden Sie im Anhang.
Attention: The articles are only valid as replacement for the listed OE-numbers. In the column "Ref." only a selection of OE-No. is given. The complete listing you can see in the appendix. (151)

		Baumuster Model						Ref.
--	---	--------------------	---	---	---	---	---	------




MERCEDES-BENZ

ACTROS 1831 - 1860		04.96 -							
1850, 1851 LS, LLS 1854 LS 1858 LS	04.03 -	934.033		o o	131 275  	Langes Fahrerhaus / Long cab	(60)	942 890 47 19	
	04.03 -	934.032			290 995  	Langes Fahrerhaus / Long cab	(60)	375 890 05 19 940 890 39 19 940 890 41 19 958 317 21 03	
	10.02 -			o ^	290 257 =HD	Chass. K 827281-> Kurzes Fahrerhaus / Short cab	(59)	942 890 38 19 942 890 39 19 943 890 12 19 943 890 13 19	
				o o	290 995 			375 890 05 19 940 890 39 19 940 890 41 19 958 317 21 03	
			o o	312 651  			943 890 46 19 943 890 49 19		

Achtung: Unsere Artikel sind nur als Ersatz für die angegebenen OE-Nummern gültig. In der Spalte "Ref." ist lediglich ein Teil der OE-Nummern aufgeführt. Die vollständige Auflistung aller Vergleichsnummern finden Sie im Anhang.
 Attention: The articles are only valid as replacement for the listed OE-numbers. In the column "Ref." only a selection of OE-No. is given. The complete listing you can see in the appendix. (151)

		Baumuster Model						Ref.
--	---	--------------------	---	---	---	---	---	------



















MERCEDES-BENZ

ACTROS 1831 - 1860		04.96 -							
1854, L	04.03 -	930.003-008 930.031-038 930.044 930.046-047			311 189 	Chass. K894001-> Langes Fahrerhaus / Long cab Luftfeder: Beinhaltet Stoßdämpfer und Luftfederbalg / Pneumatic spring: contains shock absorber and air suspension bellow	(60) (63)	942 890 60 19 943 890 39 19	

Achtung: Unsere Artikel sind nur als Ersatz für die angegebenen OE-Nummern gültig. In der Spalte "Ref." ist lediglich ein Teil der OE-Nummern aufgeführt. Die vollständige Auflistung aller Vergleichsnummern finden Sie im Anhang.
Attention: The articles are only valid as replacement for the listed OE-numbers. In the column "Ref." only a selection of OE-No. is given. The complete listing you can see in the appendix. (151)

		Baumuster Model						Ref.
--	---	--------------------	---	---	---	---	---	------

MERCEDES-BENZ

ACTROS 1831 - 1860		04.96 -							
1854, L	04.03 -	930.004 930.032 930.034 930.036			290 248 =	Kurzes Fahrerhaus / Short cab	(59)	942 890 55 19 943 890 01 19	
					311 663 = 	Chass. K894001-> Langes Fahrerhaus / Long cab Luftfeder: Beinhaltet Stoßdämpfer und Luftfederbalg / Pneumatic spring: contains shock absorber and air suspension bellow	(60) (63)	942 890 59 19 943 890 38 19	
					290 249 =	Fahrerhaus mittellang / Cab medium length	(18)	942 890 56 19 943 890 02 19	
					290 250 =			942 890 54 19 943 890 03 19	
					290 268 =			942 890 05 19 958 317 07 03	
						290 245 =	Chass. K827281-> Länderausführung: Schweden / Country Version: Sweden Kurzes Fahrerhaus / Short cab	(71) (59)	942 890 04 19 942 890 15 19 943 890 24 19
					290 247 =	Kurzes Fahrerhaus / Short cab	(59)	942 890 36 19 943 890 10 19 943 890 11 19 943 890 16 19 943 890 17 19	
					290 246 =	Kurzes Fahrerhaus / Short cab Fahrerhaus mittellang / Cab medium length	(59) (18)	942 890 11 19 942 890 35 19 943 890 05 19 943 890 23 19	
					312 651 = 	Fahrerhaus mittellang / Cab medium length Kurzes Fahrerhaus / Short cab	(18) (59)	943 890 46 19 943 890 49 19	
					312 649 = 	Kurzes Fahrerhaus / Short cab Fahrerhaus mittellang / Cab medium length	(59) (18)	943 890 50 19	
					290 257 =	->Chass. K 827280 Langes Fahrerhaus / Long cab	(60)	942 890 38 19 942 890 39 19 943 890 12 19 943 890 13 19	
					311 664	Langes Fahrerhaus / Long cab Luftfeder: Beinhaltet Stoßdämpfer und Luftfederbalg / Pneumatic spring: contains shock absorber and air suspension bellow	(60) (63)	942 890 61 19	
					105 423 =	Langes Fahrerhaus / Long cab	(60)	942 890 23 19 942 890 31 19 943 890 08 19 943 890 09 19 943 890 14 19 943 890 15 19	
					312 645 =	Langes Fahrerhaus / Long cab	(60)	943 890 29 19 943 890 30 19	
					312 646 =	Langes Fahrerhaus / Long cab	(60)	943 890 33 19 943 890 34 19	
					312 647 =	Langes Fahrerhaus / Long cab	(60)	943 890 31 19 943 890 32 19	
					312 648 =	Langes Fahrerhaus / Long cab	(60)	943 890 35 19	
					290 245 =	Langes Fahrerhaus / Long cab	(60)	942 890 04 19 942 890 15 19 943 890 24 19	
					290 257 = 	Langes Fahrerhaus / Long cab	(60)	942 890 38 19 942 890 39 19 943 890 12 19 943 890 13 19	
					131 275 = 	Langes Fahrerhaus / Long cab	(60)	942 890 47 19	
					290 995 = 	Langes Fahrerhaus / Long cab	(60)	375 890 05 19 940 890 39 19 940 890 41 19 958 317 21 03	

Achtung: Unsere Artikel sind nur als Ersatz für die angegebenen OE-Nummern gültig. In der Spalte "Ref." ist lediglich ein Teil der OE-Nummern aufgeführt. Die vollständige Auflistung aller Vergleichsnummern finden Sie im Anhang.
Attention: The articles are only valid as replacement for the listed OE-numbers. In the column "Ref." only a selection of OE-No. is given. The complete listing you can see in the appendix. (151)



Baumuster
Model










Ref.



MERCEDES-BENZ

ACTROS 1831 - 1860		04.96 -						
1854, L	04.03 -	930.004 930.032 930.034 930.036			290 257 =HD	Chass. K 827281-> Fahrerhaus mittellang / Cab medium length Kurzes Fahrerhaus / Short cab	(18) (59)	942 890 38 19 942 890 39 19 943 890 12 19 943 890 13 19
					290 247 =	Chass. K827281-> Langes Fahrerhaus / Long cab	(60)	942 890 36 19 943 890 10 19 943 890 11 19 943 890 16 19 943 890 17 19
					311 189 =	Chass. K894001-> Luftfeder: Beinhaltet Stoßdämpfer und Luftfederbalg / Pneumatic spring: contains shock absorber and air suspension bellow	(63)	942 890 60 19 943 890 39 19
	930.034 930.032 930.004 930.036			290 259 =	Chass. K 351351 - Chass. K 472725 Kurzes Fahrerhaus / Short cab Komfortausführung / Comfort model	(59) (58)	942 890 50 19 942 890 51 19	
				290 258 =	Chass. K 351351 - Chass. K 472725 Langes Fahrerhaus / Long cab Komfortausführung / Comfort model	(60) (58)	942 890 49 19	

Achtung: Unsere Artikel sind nur als Ersatz für die angegebenen OE-Nummern gültig. In der Spalte "Ref." ist lediglich ein Teil der OE-Nummern aufgeführt. Die vollständige Auflistung aller Vergleichsnummern finden Sie im Anhang.
Attention: The articles are only valid as replacement for the listed OE-numbers. In the column "Ref." only a selection of OE-No. is given. The complete listing you can see in the appendix. (151)

		Baumuster Model						Ref.
--	---	--------------------	---	---	---	---	---	------































MERCEDES-BENZ

ACTROS 1831 - 1860		04.96 -					
1858, L	04.03 -	930.004 930.032 930.034 930.036			290 250 =		942 890 54 19 943 890 03 19

Achtung: Unsere Artikel sind nur als Ersatz für die angegebenen OE-Nummern gültig. In der Spalte "Ref." ist lediglich ein Teil der OE-Nummern aufgeführt. Die vollständige Auflistung aller Vergleichsnummern finden Sie im Anhang.
 Attention: The articles are only valid as replacement for the listed OE-numbers. In the column "Ref." only a selection of OE-No. is given. The complete listing you can see in the appendix. (151)

		Baumuster Model						Ref.
--	---	--------------------	---	---	---	---	---	------

MERCEDES-BENZ










ACTROS 1831 - 1860		04.96 -							
1858, L	04.03 -	930.034				290 258 =	Chass. K 351351 - Chass. K 472725 Langes Fahrerhaus / Long cab Komfortausführung / Comfort model	(60) (58)	942 890 49 19
						290 259 =	Chass. K 351351 - Chass. K 472725 Kurzes Fahrerhaus / Short cab Komfortausführung / Comfort model	(59) (58)	942 890 50 19 942 890 51 19
						290 248 =	Kurzes Fahrerhaus / Short cab	(59)	942 890 55 19 943 890 01 19
						311 663 = 	Chass. K894001-> Langes Fahrerhaus / Long cab Luftfeder: Beinhaltet Stoßdämpfer und Luftfederbalg / Pneumatic spring: contains shock absorber and air suspension bellow	(60) (63)	942 890 59 19 943 890 38 19
						290 249 =	Fahrerhaus mittellang / Cab medium length	(18)	942 890 56 19 943 890 02 19
						290 268 =			942 890 05 19 958 317 07 03
						290 257 =	->Chass. K 827280 Langes Fahrerhaus / Long cab	(60)	942 890 38 19 942 890 39 19 943 890 12 19 943 890 13 19
						290 245 =	Chass. K827281-> Länderausführung: Schweden / Country Version: Sweden Kurzes Fahrerhaus / Short cab	(71) (59)	942 890 04 19 942 890 15 19 943 890 24 19
						290 247 =	Kurzes Fahrerhaus / Short cab	(59)	942 890 36 19 943 890 10 19 943 890 11 19 943 890 16 19 943 890 17 19
						290 246 =	Kurzes Fahrerhaus / Short cab Fahrerhaus mittellang / Cab medium length	(59) (18)	942 890 11 19 942 890 35 19 943 890 05 19 943 890 23 19
						312 651 = 	Fahrerhaus mittellang / Cab medium length Kurzes Fahrerhaus / Short cab	(18) (59)	943 890 46 19 943 890 49 19
					312 649 = 	Kurzes Fahrerhaus / Short cab Fahrerhaus mittellang / Cab medium length	(59) (18)	943 890 50 19	
					311 664	Langes Fahrerhaus / Long cab Luftfeder: Beinhaltet Stoßdämpfer und Luftfederbalg / Pneumatic spring: contains shock absorber and air suspension bellow	(60) (63)	942 890 61 19	
					105 423 =	Langes Fahrerhaus / Long cab	(60)	942 890 23 19 942 890 31 19 943 890 08 19 943 890 09 19 943 890 14 19 943 890 15 19	
					312 645 =	Langes Fahrerhaus / Long cab	(60)	943 890 29 19 943 890 30 19	
					312 646 =	Langes Fahrerhaus / Long cab	(60)	943 890 33 19 943 890 34 19	
					312 647 =	Langes Fahrerhaus / Long cab	(60)	943 890 31 19 943 890 32 19	
					312 648 =	Langes Fahrerhaus / Long cab	(60)	943 890 35 19	
					290 245 =	Langes Fahrerhaus / Long cab	(60)	942 890 04 19 942 890 15 19 943 890 24 19	
					290 257 = 	Langes Fahrerhaus / Long cab	(60)	942 890 38 19 942 890 39 19 943 890 12 19 943 890 13 19	

Achtung: Unsere Artikel sind nur als Ersatz für die angegebenen OE-Nummern gültig. In der Spalte "Ref." ist lediglich ein Teil der OE-Nummern aufgeführt. Die vollständige Auflistung aller Vergleichsnummern finden Sie im Anhang.
Attention: The articles are only valid as replacement for the listed OE-numbers. In the column "Ref." only a selection of OE-No. is given. The complete listing you can see in the appendix. (151)























		Baumuster Model						Ref.
--	---	--------------------	---	---	---	---	---	------

MERCEDES-BENZ

ACTROS 1831 - 1860 04.96 -

1858, L	04.03 -	930.034			131 275 	Langes Fahrerhaus / Long cab	(60)	942 890 47 19
					290 995 	Langes Fahrerhaus / Long cab	(60)	375 890 05 19 940 890 39 19 940 890 41 19 958 317 21 03
					290 257 	Chass. K 827281-> Fahrerhaus mittellang / Cab medium length Kurzes Fahrerhaus / Short cab	(18) (59)	942 890 38 19 942 890 39 19 943 890 12 19 943 890 13 19
					290 247 	Chass. K827281-> Langes Fahrerhaus / Long cab	(60)	942 890 36 19 943 890 10 19 943 890 11 19 943 890 16 19 943 890 17 19
					311 189 	Chass. K894001-> Langes Fahrerhaus / Long cab Luftfeder: Beinhaltet Stoßdämpfer und Luftfederbalg / Pneumatic spring: contains shock absorber and air suspension bellow	(60) (63)	942 890 60 19 943 890 39 19

ACTROS 2031 - 2055 04.96 -



2031	04.97 - 10.02	950.016			290 259 	Chass. K 351351 - Chass. K 472725 Kurzes Fahrerhaus / Short cab Komfortausführung / Comfort model	(59) (58)	942 890 50 19 942 890 51 19			
2031 A	04.97 - 10.02	950.013				290 248 	Kurzes Fahrerhaus / Short cab	(59)	942 890 55 19 943 890 01 19		
2031 AK	09.96 - 10.02	950.083					290 258 	Chass. K 351351 - Chass. K 472725 Langes Fahrerhaus / Long cab Komfortausführung / Comfort model	(60) (58)	942 890 49 19	
2031 AS	04.96 - 10.02	950.014					290 250 	Langes Fahrerhaus / Long cab	(60)	942 890 54 19 943 890 03 19	
2031 K	04.97 - 10.02	954.082					311 663 	Luftfeder: Beinhaltet Stoßdämpfer und Luftfederbalg / Pneumatic spring: contains shock absorber and air suspension bellow	(63)	942 890 59 19 943 890 38 19	
2031 S	04.96 - 10.02	952.013						290 257 	->Chass. K 827280 Langes Fahrerhaus / Long cab	(60)	942 890 38 19 942 890 39 19 943 890 12 19 943 890 13 19
2035 A	04.97 - 10.02	952.083						290 247 	Kurzes Fahrerhaus / Short cab	(59)	942 890 36 19 943 890 10 19 943 890 11 19 943 890 16 19 943 890 17 19
2040	09.96 - 10.02								290 246 	Kurzes Fahrerhaus / Short cab	(59)
2040 AK	09.96 - 10.02								290 245 	Langes Fahrerhaus / Long cab	(60)
2040 AS	04.96 - 10.02								311 189 	Luftfeder: Beinhaltet Stoßdämpfer und Luftfederbalg / Pneumatic spring: contains shock absorber and air suspension bellow	(63)
2040 S	04.96 - 10.02										
2053 S	04.96 - 10.02										

Achtung: Unsere Artikel sind nur als Ersatz für die angegebenen OE-Nummern gültig. In der Spalte "Ref." ist lediglich ein Teil der OE-Nummern aufgeführt. Die vollständige Auflistung aller Vergleichsnummern finden Sie im Anhang.

Attention: The articles are only valid as replacement for the listed OE-numbers. In the column "Ref." only a selection of OE-No. is given. The complete listing you can see in the appendix. (151)

		Baumuster Model						Ref.
--	---	--------------------	---	---	---	---	---	------





















MERCEDES-BENZ

ACTROS 2031 - 2055		04.96 -									
2031 2032	930.014 932.013 930.016 932.083 930.013 930.083		○ ○	290 259 =	Chass. K 351351 - Chass. K 472725 Kurzes Fahrerhaus / Short cab Komfortausführung / Comfort model	(59) (58)	942 890 50 19 942 890 51 19				
				290 258 =	Chass. K 351351 - Chass. K 472725 Langes Fahrerhaus / Long cab Komfortausführung / Comfort model	(60) (58)	942 890 49 19				
			○ ○	290 248 =	Kurzes Fahrerhaus / Short cab	(59)	942 890 55 19 943 890 01 19				
			○ ○	290 250 =	Langes Fahrerhaus / Long cab	(60)	942 890 54 19 943 890 03 19				
				○ ○	290 247 =	Kurzes Fahrerhaus / Short cab	(59)	942 890 36 19 943 890 10 19 943 890 11 19 943 890 16 19 943 890 17 19			
					○ ∧	290 246 =	Kurzes Fahrerhaus / Short cab	(59)	942 890 11 19 942 890 35 19 943 890 05 19 943 890 23 19		
					○ ∧	290 257 =HD	->Chass. K 827280 Langes Fahrerhaus / Long cab	(60)	942 890 38 19 942 890 39 19 943 890 12 19 943 890 13 19		
					○ ∧	290 245 =	Langes Fahrerhaus / Long cab	(60)	942 890 04 19 942 890 15 19 943 890 24 19		

Achtung: Unsere Artikel sind nur als Ersatz für die angegebenen OE-Nummern gültig. In der Spalte "Ref." ist lediglich ein Teil der OE-Nummern aufgeführt. Die vollständige Auflistung aller Vergleichsnummern finden Sie im Anhang.
 Attention: The articles are only valid as replacement for the listed OE-numbers. In the column "Ref." only a selection of OE-No. is given. The complete listing you can see in the appendix. (151)








		Baumuster Model						Ref.
--	---	--------------------	---	---	---	---	---	------

MERCEDES-BENZ







ACTROS 2031 - 2055		04.96 -							
2032 2036	04.03 -	930.013-014 930.016			290 248 =	Kurzes Fahrerhaus / Short cab	(59)	942 890 55 19 943 890 01 19	
	04.03 -				311 663 = 	Chass. K894001-> Langes Fahrerhaus / Long cab Luftfeder: Beinhaltet Stoßdämpfer und Luftfederbalg / Pneumatic spring: contains shock absorber and air suspension bellow	(60) (63)	942 890 59 19 943 890 38 19	
					290 249 =	Fahrerhaus mittellang / Cab medium length	(18)	942 890 56 19 943 890 02 19	
					290 250 =			942 890 54 19 943 890 03 19	
					290 268 =			942 890 05 19 958 317 07 03	
					290 257 =	->Chass. K 827280 Langes Fahrerhaus / Long cab	(60)	942 890 38 19 942 890 39 19 943 890 12 19 943 890 13 19	
					290 245 =	Chass. K827281-> Länderausführung: Schweden / Country Version: Sweden Kurzes Fahrerhaus / Short cab	(71) (59)	942 890 04 19 942 890 15 19 943 890 24 19	
					290 247 =	Kurzes Fahrerhaus / Short cab	(59)	942 890 36 19 943 890 10 19 943 890 11 19 943 890 16 19 943 890 17 19	
					290 246 =	Kurzes Fahrerhaus / Short cab Fahrerhaus mittellang / Cab medium length	(59) (18)	942 890 11 19 942 890 35 19 943 890 05 19 943 890 23 19	
					312 651 = 	Fahrerhaus mittellang / Cab medium length Kurzes Fahrerhaus / Short cab	(18) (59)	943 890 46 19 943 890 49 19	
					312 649 = 	Kurzes Fahrerhaus / Short cab Fahrerhaus mittellang / Cab medium length	(59) (18)	943 890 50 19	
					290 247 =	Chass. K827281-> Langes Fahrerhaus / Long cab	(60)	942 890 36 19 943 890 10 19 943 890 11 19 943 890 16 19 943 890 17 19	
					311 189 = 	Chass. K894001-> Langes Fahrerhaus / Long cab Luftfeder: Beinhaltet Stoßdämpfer und Luftfederbalg / Pneumatic spring: contains shock absorber and air suspension bellow	(60) (63)	942 890 60 19 943 890 39 19	
					311 664	Langes Fahrerhaus / Long cab Luftfeder: Beinhaltet Stoßdämpfer und Luftfederbalg / Pneumatic spring: contains shock absorber and air suspension bellow	(60) (63)	942 890 61 19	
					105 423 =	Langes Fahrerhaus / Long cab	(60)	942 890 23 19 942 890 31 19 943 890 08 19 943 890 09 19 943 890 14 19 943 890 15 19	
					312 645 =	Langes Fahrerhaus / Long cab	(60)	943 890 29 19 943 890 30 19	
					312 646 =	Langes Fahrerhaus / Long cab	(60)	943 890 33 19 943 890 34 19	
					312 647 =	Langes Fahrerhaus / Long cab	(60)	943 890 31 19 943 890 32 19	
					312 648 =	Langes Fahrerhaus / Long cab	(60)	943 890 35 19	
					290 245 =	Langes Fahrerhaus / Long cab	(60)	942 890 04 19 942 890 15 19 943 890 24 19	

Achtung: Unsere Artikel sind nur als Ersatz für die angegebenen OE-Nummern gültig. In der Spalte "Ref." ist lediglich ein Teil der OE-Nummern aufgeführt. Die vollständige Auflistung aller Vergleichsnummern finden Sie im Anhang.

Attention: The articles are only valid as replacement for the listed OE-numbers. In the column "Ref." only a selection of OE-No. is given. The complete listing you can see in the appendix. (151)

		Baumuster Model						Ref.
--	---	--------------------	---	---	---	---	---	------





















MERCEDES-BENZ

ACTROS 2031 - 2055		04.96 -						
2032 2036	04.03 - 04.03 -	930.013-014 930.016			290 257 =HD	Langes Fahrerhaus / Long cab	(60)	942 890 38 19 942 890 39 19 943 890 12 19 943 890 13 19
					131 275 	Langes Fahrerhaus / Long cab	(60)	942 890 47 19
					290 995 	Langes Fahrerhaus / Long cab	(60)	375 890 05 19 940 890 39 19 940 890 41 19 958 317 21 03
	290 257 =HD	Chass. K 827281-> Fahrerhaus mittellang / Cab medium length Kurzes Fahrerhaus / Short cab	(18)	942 890 38 19 942 890 39 19 943 890 12 19 (59) 943 890 13 19				

Achtung: Unsere Artikel sind nur als Ersatz für die angegebenen OE-Nummern gültig. In der Spalte "Ref." ist lediglich ein Teil der OE-Nummern aufgeführt. Die vollständige Auflistung aller Vergleichsnummern finden Sie im Anhang.
 Attention: The articles are only valid as replacement for the listed OE-numbers. In the column "Ref." only a selection of OE-No. is given. The complete listing you can see in the appendix. (151)








		Baumuster Model						Ref.
--	---	--------------------	---	---	---	---	---	------

MERCEDES-BENZ




ACTROS 2031 - 2055		04.96 -						
2032 A, AE 2036 A, AE	04.03 -	930.083			290 248 =	Kurzes Fahrerhaus / Short cab	(59)	942 890 55 19 943 890 01 19
	04.03 -				311 663 = 	Chass. K894001-> Langes Fahrerhaus / Long cab Luftfeder: Beinhaltet Stoßdämpfer und Luftfederbalg / Pneumatic spring: contains shock absorber and air suspension bellow	(60) (63)	942 890 59 19 943 890 38 19
					290 249 =	Fahrerhaus mittellang / Cab medium length	(18)	942 890 56 19 943 890 02 19
					290 250 =			942 890 54 19 943 890 03 19
					290 268 =			942 890 05 19 958 317 07 03
					290 257 = 	Chass. K 827281-> Fahrerhaus mittellang / Cab medium length Kurzes Fahrerhaus / Short cab	(18) (59)	942 890 38 19 942 890 39 19 943 890 12 19 943 890 13 19
					290 247 =	Kurzes Fahrerhaus / Short cab	(59)	942 890 36 19 943 890 10 19 943 890 11 19 943 890 16 19 943 890 17 19
					290 246 =	Kurzes Fahrerhaus / Short cab Fahrerhaus mittellang / Cab medium length	(59) (18)	942 890 11 19 942 890 35 19 943 890 05 19 943 890 23 19
					312 651 = 	Fahrerhaus mittellang / Cab medium length Kurzes Fahrerhaus / Short cab	(18) (59)	943 890 46 19 943 890 49 19
					312 649 = 	Kurzes Fahrerhaus / Short cab Fahrerhaus mittellang / Cab medium length	(59) (18)	943 890 50 19
					290 257 =	->Chass. 827280 Langes Fahrerhaus / Long cab	(60)	942 890 38 19 942 890 39 19 943 890 12 19 943 890 13 19
					311 664	Langes Fahrerhaus / Long cab Luftfeder: Beinhaltet Stoßdämpfer und Luftfederbalg / Pneumatic spring: contains shock absorber and air suspension bellow	(60) (63)	942 890 61 19
					105 423 =	Langes Fahrerhaus / Long cab	(60)	942 890 23 19 942 890 31 19 943 890 08 19 943 890 09 19 943 890 14 19 943 890 15 19
					312 645 =	Langes Fahrerhaus / Long cab	(60)	943 890 29 19 943 890 30 19
					312 646 =	Langes Fahrerhaus / Long cab	(60)	943 890 33 19 943 890 34 19
					312 647 =	Langes Fahrerhaus / Long cab	(60)	943 890 31 19 943 890 32 19
					312 648 =	Langes Fahrerhaus / Long cab	(60)	943 890 35 19
					290 245 =	Langes Fahrerhaus / Long cab	(60)	942 890 04 19 942 890 15 19 943 890 24 19
					290 257 = 	Langes Fahrerhaus / Long cab	(60)	942 890 38 19 942 890 39 19 943 890 12 19 943 890 13 19
					131 275 = 	Langes Fahrerhaus / Long cab	(60)	942 890 47 19
					290 995 = 	Langes Fahrerhaus / Long cab	(60)	375 890 05 19 940 890 39 19 940 890 41 19 958 317 21 03

Achtung: Unsere Artikel sind nur als Ersatz für die angegebenen OE-Nummern gültig. In der Spalte "Ref." ist lediglich ein Teil der OE-Nummern aufgeführt. Die vollständige Auflistung aller Vergleichsnummern finden Sie im Anhang.

Attention: The articles are only valid as replacement for the listed OE-numbers. In the column "Ref." only a selection of OE-No. is given. The complete listing you can see in the appendix. (151)

		Baumuster Model						Ref.
--	---	--------------------	---	---	---	---	---	------






















MERCEDES-BENZ

ACTROS 2031 - 2055		04.96 -							
2032 A, AE 2036 A, AE	04.03 -	930.083			290 245 =	Chass. K827281-> Länderausführung: Schweden / Country Version: Sweden Kurzes Fahrerhaus / Short cab	(71)	942 890 04 19	942 890 15 19 943 890 24 19
	04.03 -				290 247 =			Chass. K827281-> Langes Fahrerhaus / Long cab	

Achtung: Unsere Artikel sind nur als Ersatz für die angegebenen OE-Nummern gültig. In der Spalte "Ref." ist lediglich ein Teil der OE-Nummern aufgeführt. Die vollständige Auflistung aller Vergleichsnummern finden Sie im Anhang.
 Attention: The articles are only valid as replacement for the listed OE-numbers. In the column "Ref." only a selection of OE-No. is given. The complete listing you can see in the appendix. (151)








		Baumuster Model						Ref.
--	---	--------------------	---	---	---	---	---	------

MERCEDES-BENZ





ACTROS 2031 - 2055		04.96 -							
2032 AK	04.03 -	932.013			290 248 =	Kurzes Fahrerhaus / Short cab Komfortausführung / Comfort model	(59)	942 890 55 19	
	04.03 -						932.083	(58)	943 890 01 19
2032 K	04.03 -				290 250 =	Langes Fahrerhaus / Long cab	(60)	942 890 54 19 943 890 03 19	
2036 AK	04.03 -				311 663 = 	01.2004-> Langes Fahrerhaus / Long cab Luftfeder: Beinhaltet Stoßdämpfer und Luftfederbalg / Pneumatic spring: contains shock absorber and air suspension bellow	(60)	942 890 59 19	
2041 K	04.03 -		(63)				943 890 38 19		
2044 AK	04.03 -				290 249 =	Komfortausführung / Comfort model Fahrerhaus mittellang / Cab medium length	(58)	942 890 56 19	
2046 AK	04.03 -		(18)				943 890 02 19		
2048 AK	04.03 -				290 268 =			942 890 05 19 958 317 07 03	
					290 245 =	Chass. K 827281-> Länderausführung: Schweden / Country Version: Sweden Kurzes Fahrerhaus / Short cab	(71)	942 890 04 19 942 890 15 19 943 890 24 19	
					290 257 = HD	Chass. K 827281-> Kurzes Fahrerhaus / Short cab	(59)	942 890 38 19 942 890 39 19 943 890 12 19 943 890 13 19	
					290 246 =	Kurzes Fahrerhaus / Short cab	(59)	942 890 11 19 942 890 35 19 943 890 05 19 943 890 23 19	
					312 651 = 	Kurzes Fahrerhaus / Short cab	(59)	943 890 46 19	
							290 247 = HD	Kurzes Fahrerhaus / Short cab	(59)
					290 257 =	->Chass. K 827280 Langes Fahrerhaus / Long cab	(60)	942 890 38 19 942 890 39 19 943 890 12 19 943 890 13 19	
					290 247 =	Chass. K 827281-> Langes Fahrerhaus / Long cab	(60)	942 890 36 19 943 890 10 19 943 890 11 19 943 890 16 19 943 890 17 19	
					105 423 =	Langes Fahrerhaus / Long cab	(60)	942 890 23 19 942 890 31 19 943 890 08 19 943 890 09 19 943 890 14 19 943 890 15 19	
					290 245 =	Langes Fahrerhaus / Long cab	(60)	942 890 04 19 942 890 15 19 943 890 24 19	
					290 257 = HD	Langes Fahrerhaus / Long cab	(60)	942 890 38 19 942 890 39 19 943 890 12 19 943 890 13 19	
					131 275 = 	Langes Fahrerhaus / Long cab	(60)	942 890 47 19	
							290 995 = 	Langes Fahrerhaus / Long cab	(60)
					311 189 = 	01.2004-> Langes Fahrerhaus / Long cab Luftfeder: Beinhaltet Stoßdämpfer und Luftfederbalg / Pneumatic spring: contains shock absorber and air suspension bellow	(60)	942 890 60 19	
							(63)	943 890 39 19	

Achtung: Unsere Artikel sind nur als Ersatz für die angegebenen OE-Nummern gültig. In der Spalte "Ref." ist lediglich ein Teil der OE-Nummern aufgeführt. Die vollständige Auflistung aller Vergleichsnummern finden Sie im Anhang.

Attention: The articles are only valid as replacement for the listed OE-numbers. In the column "Ref." only a selection of OE-No. is given. The complete listing you can see in the appendix. (151)

		Baumuster Model						Ref.
--	---	--------------------	---	---	---	---	---	------



























MERCEDES-BENZ

ACTROS 2031 - 2055		04.96 -							
2032 AK	04.03 -	932.013			290 257 =HD	Chass. K 827281->		942 890 38 19	
2032 K	04.03 -	932.083						942 890 39 19	
2036 AK	04.03 -							943 890 12 19	
2041 K	04.03 -							943 890 13 19	
2044 AK	04.03 -				312 651 =♂			943 890 46 19	
2046 AK	04.03 -							943 890 49 19	
2048 AK	04.03 -								

Achtung: Unsere Artikel sind nur als Ersatz für die angegebenen OE-Nummern gültig. In der Spalte "Ref." ist lediglich ein Teil der OE-Nummern aufgeführt. Die vollständige Auflistung aller Vergleichsnummern finden Sie im Anhang.
 Attention: The articles are only valid as replacement for the listed OE-numbers. In the column "Ref." only a selection of OE-No. is given. The complete listing you can see in the appendix. (151)

		Baumuster Model						Ref.
--	---	--------------------	---	---	---	---	---	------

MERCEDES-BENZ

























ACTROS 2031 - 2055		04.96 -							
2032 AS	04.03 -	934.082/083			290 248 =	Kurzes Fahrerhaus / Short cab	(59)	942 890 55 19 943 890 01 19	
2036 AS	04.03 -				311 663 = 	01.2004-> Langes Fahrerhaus / Long cab	(60)	942 890 59 19 943 890 38 19	
2041 AS	04.03 -			Luftfeder: Beinhaltet Stoßdämpfer und Luftfederbalg / Pneumatic spring: contains shock absorber and air suspension bellow					(63)
2044 AS	04.03 -								
2048 AS	04.03 -								
2051 AS	04.03 -			290 250 =	Langes Fahrerhaus / Long cab	(60)	942 890 54 19 943 890 03 19		
				290 249 =				942 890 56 19 943 890 02 19	
				290 268 =				942 890 05 19 958 317 07 03	
					290 245 =	Chass. K 827281-> Länderausführung: Schweden / Country Version: Sweden Kurzes Fahrerhaus / Short cab	(71)	942 890 04 19 942 890 15 19 943 890 24 19	
					290 257 = 	Chass. K 827281-> Kurzes Fahrerhaus / Short cab	(59)	942 890 38 19 942 890 39 19 943 890 12 19 943 890 13 19	
					290 246 =	Kurzes Fahrerhaus / Short cab	(59)	942 890 11 19 942 890 35 19 943 890 05 19 943 890 23 19	
					290 247 = 	Kurzes Fahrerhaus / Short cab	(59)	942 890 36 19 943 890 10 19 943 890 11 19 943 890 16 19 943 890 17 19	
					290 257 =	->Chass. K 827280 Langes Fahrerhaus / Long cab	(60)	942 890 38 19 942 890 39 19 943 890 12 19 943 890 13 19	
					311 664	Langes Fahrerhaus / Long cab Luftfeder: Beinhaltet Stoßdämpfer und Luftfederbalg / Pneumatic spring: contains shock absorber and air suspension bellow	(60)	942 890 61 19	
					105 423 =	Langes Fahrerhaus / Long cab	(60)	942 890 23 19 942 890 31 19 943 890 08 19 943 890 09 19 943 890 14 19 943 890 15 19	
				290 245 =	Langes Fahrerhaus / Long cab	(60)	942 890 04 19 942 890 15 19 943 890 24 19		
				290 257 = 	Langes Fahrerhaus / Long cab	(60)	942 890 38 19 942 890 39 19 943 890 12 19 943 890 13 19		
				131 275 = 	Langes Fahrerhaus / Long cab	(60)	942 890 47 19		
				290 995 = 	Langes Fahrerhaus / Long cab	(60)	375 890 05 19 940 890 39 19 940 890 41 19 958 317 21 03		
				290 247 =	Chass. K 827281-> Langes Fahrerhaus / Long cab	(60)	942 890 36 19 943 890 10 19 943 890 11 19 943 890 16 19 943 890 17 19		
				312 651 = 			943 890 46 19 943 890 49 19		

Achtung: Unsere Artikel sind nur als Ersatz für die angegebenen OE-Nummern gültig. In der Spalte "Ref." ist lediglich ein Teil der OE-Nummern aufgeführt. Die vollständige Auflistung aller Vergleichsnummern finden Sie im Anhang.








Attention: The articles are only valid as replacement for the listed OE-numbers. In the column "Ref." only a selection of OE-No. is given. The complete listing you can see in the appendix. (151)

		Baumuster Model						Ref.
--	---	--------------------	---	---	---	---	---	------




MERCEDES-BENZ

ACTROS 2031 - 2055		04.96 -							
2032 S	04.03 -	934.013			290 248 =	Kurzes Fahrerhaus / Short cab	(59)	942 890 55 19 943 890 01 19	
2036 S	04.03 -	934.012			311 663 = 	01.2004-> Langes Fahrerhaus / Long cab Luftfeder: Beinhaltet Stoßdämpfer und Luftfederbalg / Pneumatic spring: contains shock absorber and air suspension bellow	(60) (63)	942 890 59 19 943 890 38 19	
2041 S	04.03 -				290 250 =	Langes Fahrerhaus / Long cab	(60)	942 890 54 19 943 890 03 19	
2044 S	04.03 -				290 249 =			942 890 56 19 943 890 02 19	
2046 S	04.03 -				290 268 =			942 890 05 19 958 317 07 03	
2050 S	04.03 -					290 245 =	Chass. K 827281-> Länderausführung: Schweden / Country Version: Sweden Kurzes Fahrerhaus / Short cab	(71) (59)	942 890 04 19 942 890 15 19 943 890 24 19
						290 257 =HD	Chass. K 827281-> Kurzes Fahrerhaus / Short cab	(59)	942 890 38 19 942 890 39 19 943 890 12 19 943 890 13 19
						290 246 =	Kurzes Fahrerhaus / Short cab	(59)	942 890 11 19 942 890 35 19 943 890 05 19 943 890 23 19
						290 247 =HD	Kurzes Fahrerhaus / Short cab	(59)	942 890 36 19 943 890 10 19 943 890 11 19 943 890 16 19 943 890 17 19
						290 257 =	->Chass. K 827280 Langes Fahrerhaus / Long cab	(60)	942 890 38 19 942 890 39 19 943 890 12 19 943 890 13 19
					311 664	Langes Fahrerhaus / Long cab Luftfeder: Beinhaltet Stoßdämpfer und Luftfederbalg / Pneumatic spring: contains shock absorber and air suspension bellow	(60) (63)	942 890 61 19	
					105 423 =	Langes Fahrerhaus / Long cab	(60)	942 890 23 19 942 890 31 19 943 890 08 19 943 890 09 19 943 890 14 19 943 890 15 19	
					290 245 =	Langes Fahrerhaus / Long cab	(60)	942 890 04 19 942 890 15 19 943 890 24 19	
					290 257 =HD	Langes Fahrerhaus / Long cab	(60)	942 890 38 19 942 890 39 19 943 890 12 19 943 890 13 19	
					131 275 	Langes Fahrerhaus / Long cab	(60)	942 890 47 19	
					290 995 	Langes Fahrerhaus / Long cab	(60)	375 890 05 19 940 890 39 19 940 890 41 19 958 317 21 03	
					311 189 = 	01.2004-> Langes Fahrerhaus / Long cab Luftfeder: Beinhaltet Stoßdämpfer und Luftfederbalg / Pneumatic spring: contains shock absorber and air suspension bellow	(60) (63)	942 890 60 19 943 890 39 19	
					290 247 =	Chass. K 827281-> Langes Fahrerhaus / Long cab	(60)	942 890 36 19 943 890 10 19 943 890 11 19 943 890 16 19 943 890 17 19	

Achtung: Unsere Artikel sind nur als Ersatz für die angegebenen OE-Nummern gültig. In der Spalte "Ref." ist lediglich ein Teil der OE-Nummern aufgeführt. Die vollständige Auflistung aller Vergleichsnummern finden Sie im Anhang.
Attention: The articles are only valid as replacement for the listed OE-numbers. In the column "Ref." only a selection of OE-No. is given. The complete listing you can see in the appendix. (151)

		Baumuster Model						Ref.
--	---	--------------------	---	---	---	---	---	------

























MERCEDES-BENZ

ACTROS 2031 - 2055		04.96 -					
2032 S	04.03 -	934.013			312 651		943 890 46 19
2036 S	04.03 -	934.012					943 890 49 19
2041 S	04.03 -						
2044 S	04.03 -						
2046 S	04.03 -						
2050 S	04.03 -						








Achtung: Unsere Artikel sind nur als Ersatz für die angegebenen OE-Nummern gültig. In der Spalte "Ref." ist lediglich ein Teil der OE-Nummern aufgeführt. Die vollständige Auflistung aller Vergleichsnummern finden Sie im Anhang.
 Attention: The articles are only valid as replacement for the listed OE-numbers. In the column "Ref." only a selection of OE-No. is given. The complete listing you can see in the appendix. (151)

		Baumuster Model						Ref.
--	---	--------------------	---	---	---	---	---	------










MERCEDES-BENZ

ACTROS 2031 - 2055		04.96 -							
2041 2044 2046	04.03 - 04.03 - 04.03 -	930.013-014			290 248 =	Kurzes Fahrerhaus / Short cab	(59)	942 890 55 19 943 890 01 19	
					311 663 = 	Chass. K894001-> Langes Fahrerhaus / Long cab Luftfeder: Beinhaltet Stoßdämpfer und Luftfederbalg / Pneumatic spring: contains shock absorber and air suspension bellow	(60) (63)	942 890 59 19 943 890 38 19	
					290 249 =	Fahrerhaus mittellang / Cab medium length	(18)	942 890 56 19 943 890 02 19	
					290 250 =			942 890 54 19 943 890 03 19	
					290 268 =			942 890 05 19 958 317 07 03	
						290 257 =	->Chass. K 827280 Langes Fahrerhaus / Long cab	(60)	942 890 38 19 942 890 39 19 943 890 12 19 943 890 13 19
						290 257 = 	Chass. K 827281-> Fahrerhaus mittellang / Cab medium length Kurzes Fahrerhaus / Short cab	(18) (59)	942 890 38 19 942 890 39 19 943 890 12 19 943 890 13 19
						290 245 =	Chass. K827281-> Länderausführung: Schweden / Country Version: Sweden Kurzes Fahrerhaus / Short cab	(71) (59)	942 890 04 19 942 890 15 19 943 890 24 19
						290 247 =	Kurzes Fahrerhaus / Short cab	(59)	942 890 36 19 943 890 10 19 943 890 11 19 943 890 16 19 943 890 17 19
						290 246 =	Kurzes Fahrerhaus / Short cab Fahrerhaus mittellang / Cab medium length	(59) (18)	942 890 11 19 942 890 35 19 943 890 05 19 943 890 23 19
					312 651 = 	Fahrerhaus mittellang / Cab medium length Kurzes Fahrerhaus / Short cab	(18) (59)	943 890 46 19 943 890 49 19	
					312 649 = 	Kurzes Fahrerhaus / Short cab Fahrerhaus mittellang / Cab medium length	(59) (18)	943 890 50 19	
					290 247 =	Chass. K827281-> Langes Fahrerhaus / Long cab	(60)	942 890 36 19 943 890 10 19 943 890 11 19 943 890 16 19 943 890 17 19	
					311 664	Langes Fahrerhaus / Long cab Luftfeder: Beinhaltet Stoßdämpfer und Luftfederbalg / Pneumatic spring: contains shock absorber and air suspension bellow	(60) (63)	942 890 61 19	
					105 423 =	Langes Fahrerhaus / Long cab	(60)	942 890 23 19 942 890 31 19 943 890 08 19 943 890 09 19 943 890 14 19 943 890 15 19	
				312 645 =		Langes Fahrerhaus / Long cab	(60)	943 890 29 19 943 890 30 19	
				312 646 =		Langes Fahrerhaus / Long cab	(60)	943 890 33 19 943 890 34 19	
				312 647 =		Langes Fahrerhaus / Long cab	(60)	943 890 31 19 943 890 32 19	
				312 648 =		Langes Fahrerhaus / Long cab	(60)	943 890 35 19	
				290 245 =		Langes Fahrerhaus / Long cab	(60)	942 890 04 19 942 890 15 19 943 890 24 19	

Achtung: Unsere Artikel sind nur als Ersatz für die angegebenen OE-Nummern gültig. In der Spalte "Ref." ist lediglich ein Teil der OE-Nummern aufgeführt. Die vollständige Auflistung aller Vergleichsnummern finden Sie im Anhang.
Attention: The articles are only valid as replacement for the listed OE-numbers. In the column "Ref." only a selection of OE-No. is given. The complete listing you can see in the appendix. (151)

		Baumuster Model						Ref.
--	---	--------------------	---	---	---	---	---	------

















MERCEDES-BENZ

ACTROS 2031 - 2055		04.96 -						
2041	04.03 -	930.013-014			290 257 	Langes Fahrerhaus / Long cab	(60)	942 890 38 19
2044	04.03 -							942 890 39 19
2046	04.03 -							943 890 12 19 943 890 13 19
					131 275 	Langes Fahrerhaus / Long cab	(60)	942 890 47 19
					290 995 	Langes Fahrerhaus / Long cab	(60)	375 890 05 19 940 890 39 19 940 890 41 19 958 317 21 03
					311 189 	Chass. K894001-> Langes Fahrerhaus / Long cab Luftfeder: Beinhaltet Stoßdämpfer und Luftfederbalg / Pneumatic spring: contains shock absorber and air suspension bellows	(60) (63)	942 890 60 19 943 890 39 19

Achtung: Unsere Artikel sind nur als Ersatz für die angegebenen OE-Nummern gültig. In der Spalte "Ref." ist lediglich ein Teil der OE-Nummern aufgeführt. Die vollständige Auflistung aller Vergleichsnummern finden Sie im Anhang.
 Attention: The articles are only valid as replacement for the listed OE-numbers. In the column "Ref." only a selection of OE-No. is given. The complete listing you can see in the appendix. (151)

		Baumuster Model						Ref.
--	---	--------------------	---	---	---	---	---	------



























































MERCEDES-BENZ

ACTROS 2031 - 2055		04.96 -								
2041 AK	04.03 -	932.083				290 248 =	Kurzes Fahrerhaus / Short cab Komfortausführung / Comfort model	(59) (58)	942 890 55 19 943 890 01 19	
						290 250 =	Langes Fahrerhaus / Long cab	(60)	942 890 54 19 943 890 03 19	
						311 663 = 	01.2004-> Langes Fahrerhaus / Long cab Luftfeder: Beinhaltet Stoßdämpfer und Luftfederbalg / Pneumatic spring: contains shock absorber and air suspension bellow	(60) (63)	942 890 59 19 943 890 38 19	
						290 249 =	Komfortausführung / Comfort model Fahrerhaus mittellang / Cab medium length	(58) (18)	942 890 56 19 943 890 02 19	
						290 268 =			942 890 05 19 958 317 07 03	
							290 245 =	Chass. K 827281-> Länderausführung: Schweden / Country Version: Sweden Kurzes Fahrerhaus / Short cab	(71) (59)	942 890 04 19 942 890 15 19 943 890 24 19
							290 257 = 	Chass. K 827281-> Kurzes Fahrerhaus / Short cab	(59)	942 890 38 19 942 890 39 19 943 890 12 19 943 890 13 19
							290 246 =	Kurzes Fahrerhaus / Short cab	(59)	942 890 11 19 942 890 35 19 943 890 05 19 943 890 23 19
							312 651 = 	Kurzes Fahrerhaus / Short cab	(59)	943 890 46 19 943 890 49 19
							290 247 = 	Kurzes Fahrerhaus / Short cab	(59)	942 890 36 19 943 890 10 19 943 890 11 19 943 890 16 19 943 890 17 19
							290 257 =	->Chass. K 827280 Langes Fahrerhaus / Long cab	(60)	942 890 38 19 942 890 39 19 943 890 12 19 943 890 13 19
							105 423 =	Langes Fahrerhaus / Long cab	(60)	942 890 23 19 942 890 31 19 943 890 08 19 943 890 09 19 943 890 14 19 943 890 15 19
						290 245 =	Langes Fahrerhaus / Long cab	(60)	942 890 04 19 942 890 15 19 943 890 24 19	
						131 275 = 	Langes Fahrerhaus / Long cab	(60)	942 890 47 19	
						290 257 = 	Langes Fahrerhaus / Long cab	(60)	942 890 38 19 942 890 39 19 943 890 12 19 943 890 13 19	
						290 995 = 	Langes Fahrerhaus / Long cab	(60)	375 890 05 19 940 890 39 19 940 890 41 19 958 317 21 03	
						311 189 = 	01.2004-> Langes Fahrerhaus / Long cab Luftfeder: Beinhaltet Stoßdämpfer und Luftfederbalg / Pneumatic spring: contains shock absorber and air suspension bellow	(60) (63)	942 890 60 19 943 890 39 19	
					290 247 =	Chass. K 827281-> Langes Fahrerhaus / Long cab	(60)	942 890 36 19 943 890 10 19 943 890 11 19 943 890 16 19 943 890 17 19		

Achtung: Unsere Artikel sind nur als Ersatz für die angegebenen OE-Nummern gültig. In der Spalte "Ref." ist lediglich ein Teil der OE-Nummern aufgeführt. Die vollständige Auflistung aller Vergleichsnummern finden Sie im Anhang.
Attention: The articles are only valid as replacement for the listed OE-numbers. In the column "Ref." only a selection of OE-No. is given. The complete listing you can see in the appendix. (151)








		Baumuster Model						Ref.
--	---	--------------------	---	---	---	---	---	------

MERCEDES-BENZ




ACTROS 2031 - 2055		04.96 -						
2041 AK	04.03 -	932.083				290 257 =HD	Chass. K 827281->	942 890 38 19
						312 651 =♂		942 890 39 19
								943 890 12 19
								943 890 13 19
								943 890 46 19
								943 890 49 19
ACTROS 2531 - 2560		06.96 -						
2531 2531		930.205 930.203 930.114 930.213/214 930.224/225 930.204 930.226 930.202 930.113 930.215 930.208				290 258 =	Chass. K 351351 - Chass. K 472725 Langes Fahrerhaus / Long cab Komfortausführung / Comfort model	(60) 942 890 49 19
						290 259 =		Chass. K 351351 - Chass. K 472725 Kurzes Fahrerhaus / Short cab Komfortausführung / Comfort model
						290 248 =	Kurzes Fahrerhaus / Short cab	
						290 248 =		Kurzes Fahrerhaus / Short cab
						290 250 =	Langes Fahrerhaus / Long cab	
						290 250 =		Langes Fahrerhaus / Long cab
						290 257 =HD	->Chass. K 827280 Langes Fahrerhaus / Long cab	
						290 257 =HD		->Chass. K 827280 Langes Fahrerhaus / Long cab
						290 247 =	Kurzes Fahrerhaus / Short cab	
						290 247 =		Kurzes Fahrerhaus / Short cab
		290 247 =	Kurzes Fahrerhaus / Short cab	(60) 943 890 13 19				
		290 247 =		Kurzes Fahrerhaus / Short cab	(60) 942 890 36 19			
		290 247 =	Kurzes Fahrerhaus / Short cab		(60) 943 890 10 19			
		290 247 =		Kurzes Fahrerhaus / Short cab	(60) 943 890 11 19			
		290 247 =	Kurzes Fahrerhaus / Short cab		(60) 943 890 16 19			
		290 247 =		Kurzes Fahrerhaus / Short cab	(60) 943 890 17 19			
		290 246 =	Kurzes Fahrerhaus / Short cab		(60) 942 890 11 19			
		290 246 =		Kurzes Fahrerhaus / Short cab	(60) 942 890 35 19			
		290 246 =	Kurzes Fahrerhaus / Short cab		(60) 943 890 05 19			
		290 246 =		Kurzes Fahrerhaus / Short cab	(60) 943 890 23 19			
		290 245 =	Langes Fahrerhaus / Long cab		(60) 942 890 04 19			
		290 245 =		Langes Fahrerhaus / Long cab	(60) 942 890 15 19			
		290 245 =	Langes Fahrerhaus / Long cab		(60) 943 890 24 19			
		290 245 =		Langes Fahrerhaus / Long cab	(60) 942 890 04 19			
		290 245 =	Langes Fahrerhaus / Long cab		(60) 942 890 15 19			
		290 245 =		Langes Fahrerhaus / Long cab	(60) 943 890 24 19			
		311 189 =☐	Luftfeder: Beinhaltet Stoßdämpfer und Luftfederbalg / Pneumatic spring: contains shock absorber and air suspension bellow		(63) 942 890 60 19			
		311 189 =☐		Luftfeder: Beinhaltet Stoßdämpfer und Luftfederbalg / Pneumatic spring: contains shock absorber and air suspension bellow	(63) 943 890 39 19			

Achtung: Unsere Artikel sind nur als Ersatz für die angegebenen OE-Nummern gültig. In der Spalte "Ref." ist lediglich ein Teil der OE-Nummern aufgeführt. Die vollständige Auflistung aller Vergleichsnummern finden Sie im Anhang.

Attention: The articles are only valid as replacement for the listed OE-numbers. In the column "Ref." only a selection of OE-No. is given. The complete listing you can see in the appendix. (151)

		Baumuster Model						Ref.
--	---	--------------------	---	---	---	---	---	------
























MERCEDES-BENZ

ACTROS 2531 - 2560		06.96 -							
2532, L, LL 2536, L, LL	04.03 - 04.03 -	930.113-114 930.201-205 930.208 930.213-15 930.218 930.223-226			312 649 	Kurzes Fahrerhaus / Short cab Fahrerhaus mittellang / Cab medium length	(59) (18)	943 890 50 19	

Achtung: Unsere Artikel sind nur als Ersatz für die angegebenen OE-Nummern gültig. In der Spalte "Ref." ist lediglich ein Teil der OE-Nummern aufgeführt. Die vollständige Auflistung aller Vergleichsnummern finden Sie im Anhang.
 Attention: The articles are only valid as replacement for the listed OE-numbers. In the column "Ref." only a selection of OE-No. is given. The complete listing you can see in the appendix. (151)

		Baumuster Model						Ref.
--	---	--------------------	---	---	---	---	---	------

MERCEDES-BENZ

ACTROS 2531 - 2560		06.96 -									
2532, L, LL 2536, L, LL	04.03 - 04.03 -	930.113-114 930.201-205 930.208 930.213-215 930.218 930.223-226			290 248 =	Kurzes Fahrerhaus / Short cab	(59)	942 890 55 19 943 890 01 19			
					311 663 = 	Chass. K894001-> Langes Fahrerhaus / Long cab Luftfeder: Beinhaltet Stoßdämpfer und Luftfederbalg / Pneumatic spring: contains shock absorber and air suspension bellow	(60) (63)	942 890 59 19 943 890 38 19			
					290 249 =	Fahrerhaus mittellang / Cab medium length	(18)	942 890 56 19 943 890 02 19			
					290 250 =			942 890 54 19 943 890 03 19			
					290 268 =			942 890 05 19 958 317 07 03			
							290 257 =	->Chass. K 827280 Langes Fahrerhaus / Long cab	(60)	942 890 38 19 942 890 39 19 943 890 12 19 943 890 13 19	
								290 245 =	Chass. K827281-> Länderausführung: Schweden / Country Version: Sweden Kurzes Fahrerhaus / Short cab	(71) (59)	942 890 04 19 942 890 15 19 943 890 24 19
								290 247 =	Kurzes Fahrerhaus / Short cab	(59)	942 890 36 19 943 890 10 19 943 890 11 19 943 890 16 19 943 890 17 19
								290 246 =	Kurzes Fahrerhaus / Short cab Fahrerhaus mittellang / Cab medium length	(59) (18)	942 890 11 19 942 890 35 19 943 890 05 19 943 890 23 19
									312 651 = 	Fahrerhaus mittellang / Cab medium length Kurzes Fahrerhaus / Short cab	(18) (59)
								311 189 = 	Chass. K894001-> Langes Fahrerhaus / Long cab Luftfeder: Beinhaltet Stoßdämpfer und Luftfederbalg / Pneumatic spring: contains shock absorber and air suspension bellow	(60) (63)	942 890 60 19 943 890 39 19
								311 664	Langes Fahrerhaus / Long cab Luftfeder: Beinhaltet Stoßdämpfer und Luftfederbalg / Pneumatic spring: contains shock absorber and air suspension bellow	(60) (63)	942 890 61 19
								105 423 =	Langes Fahrerhaus / Long cab	(60)	942 890 23 19 942 890 31 19 943 890 08 19 943 890 09 19 943 890 14 19 943 890 15 19
								312 645 =	Langes Fahrerhaus / Long cab	(60)	943 890 29 19 943 890 30 19
								312 646 =	Langes Fahrerhaus / Long cab	(60)	943 890 33 19 943 890 34 19
								312 647 =	Langes Fahrerhaus / Long cab	(60)	943 890 31 19 943 890 32 19
								312 648 =	Langes Fahrerhaus / Long cab	(60)	943 890 35 19
									290 245 =	Langes Fahrerhaus / Long cab	(60)
					290 257 = 	Langes Fahrerhaus / Long cab	(60)	942 890 38 19 942 890 39 19 943 890 12 19 943 890 13 19			
					290 995 =  	Langes Fahrerhaus / Long cab	(60)	375 890 05 19 940 890 39 19 940 890 41 19 958 317 21 03			

Achtung: Unsere Artikel sind nur als Ersatz für die angegebenen OE-Nummern gültig. In der Spalte "Ref." ist lediglich ein Teil der OE-Nummern aufgeführt. Die vollständige Auflistung aller Vergleichsnummern finden Sie im Anhang.

Attention: The articles are only valid as replacement for the listed OE-numbers. In the column "Ref." only a selection of OE-No. is given. The complete listing you can see in the appendix. (151)



Baumuster
Model



Ref.





































MERCEDES-BENZ

ACTROS 2531 - 2560		06.96 -							
2532, L, LL 2536, L, LL	04.03 - 04.03 -	930.113-114 930.201-205 930.208 930.213-215 930.218 930.223-226		$\frac{\circ}{\wedge}$	290 257 =HD	Chass. K 827281-> Fahrerhaus mittellang / Cab medium length Kurzes Fahrerhaus / Short cab	(18) (59)	942 890 38 19 942 890 39 19 943 890 12 19 943 890 13 19	
					290 247 =				Chass. K827281-> Langes Fahrerhaus / Long cab
	930.113-114 930.202-205 930.208 930.213-215 930.218 930.223-226		$\frac{\circ}{\circ}$	131 275	Langes Fahrerhaus / Long cab	(60)	942 890 47 19		

Achtung: Unsere Artikel sind nur als Ersatz für die angegebenen OE-Nummern gültig. In der Spalte "Ref." ist lediglich ein Teil der OE-Nummern aufgeführt. Die vollständige Auflistung aller Vergleichsnummern finden Sie im Anhang.
Attention: The articles are only valid as replacement for the listed OE-numbers. In the column "Ref." only a selection of OE-No. is given. The complete listing you can see in the appendix. (151)








		Baumuster Model						Ref.
--	---	--------------------	---	---	---	---	---	------

MERCEDES-BENZ




ACTROS 2531 - 2560		06.96 -							
2532 LS 2536 LS 2541 LS 2544 LS 2546 LS 2548 LS, 11946 ccm	04.03 - 04.03 - 04.03 - 04.03 - 04.03 - 04.03 -	934.233 934.223			290 248 =	Kurzes Fahrerhaus / Short cab	(59)	942 890 55 19 943 890 01 19	
					290 250 =	Langes Fahrerhaus / Long cab	(60)	942 890 54 19 943 890 03 19	
					311 663 = 	01.2004-> Langes Fahrerhaus / Long cab Luftfeder: Beinhaltet Stoßdämpfer und Luftfederbalg / Pneumatic spring: contains shock absorber and air suspension bellow	(60) (63)	942 890 59 19 943 890 38 19	
					290 249 =			942 890 56 19 943 890 02 19	
					290 268 =			942 890 05 19 958 317 07 03	
						290 257 =	->Chass. K 827280 Langes Fahrerhaus / Long cab	(60)	942 890 38 19 942 890 39 19 943 890 12 19 943 890 13 19
						290 257 =HD	Chass. K 827281-> Kurzes Fahrerhaus / Short cab	(59)	942 890 38 19 942 890 39 19 943 890 12 19 943 890 13 19
						290 246 =	Kurzes Fahrerhaus / Short cab	(59)	942 890 11 19 942 890 35 19 943 890 05 19 943 890 23 19
						290 247 =HD	Kurzes Fahrerhaus / Short cab	(59)	942 890 36 19 943 890 10 19 943 890 11 19 943 890 16 19 943 890 17 19
						311 664	Langes Fahrerhaus / Long cab Luftfeder: Beinhaltet Stoßdämpfer und Luftfederbalg / Pneumatic spring: contains shock absorber and air suspension bellow	(60) (63)	942 890 61 19
						105 423 =	Langes Fahrerhaus / Long cab	(60)	942 890 23 19 942 890 31 19 943 890 08 19 943 890 09 19 943 890 14 19 943 890 15 19
						290 245 =	Langes Fahrerhaus / Long cab	(60)	942 890 04 19 942 890 15 19 943 890 24 19
						290 257 =HD	Langes Fahrerhaus / Long cab	(60)	942 890 38 19 942 890 39 19 943 890 12 19 943 890 13 19
						131 275 = 	Langes Fahrerhaus / Long cab	(60)	942 890 47 19
						290 995 = 	Langes Fahrerhaus / Long cab	(60)	375 890 05 19 940 890 39 19 940 890 41 19 958 317 21 03
						311 189 = 	01.2004-> Langes Fahrerhaus / Long cab Luftfeder: Beinhaltet Stoßdämpfer und Luftfederbalg / Pneumatic spring: contains shock absorber and air suspension bellow	(60) (63)	942 890 60 19 943 890 39 19
						290 245 =	Chass. K 827281-> Länderausführung: Schweden / Country Version: Sweden Kurzes Fahrerhaus / Short cab	(71) (59)	942 890 04 19 942 890 15 19 943 890 24 19
						290 247 =	Chass. K 827281-> Langes Fahrerhaus / Long cab	(60)	942 890 36 19 943 890 10 19 943 890 11 19 943 890 16 19 943 890 17 19

Achtung: Unsere Artikel sind nur als Ersatz für die angegebenen OE-Nummern gültig. In der Spalte "Ref." ist lediglich ein Teil der OE-Nummern aufgeführt. Die vollständige Auflistung aller Vergleichsnummern finden Sie im Anhang.








Attention: The articles are only valid as replacement for the listed OE-numbers. In the column "Ref." only a selection of OE-No. is given. The complete listing you can see in the appendix. (151)

		Baumuster Model						Ref.
--	---	--------------------	---	---	---	---	---	------




MERCEDES-BENZ

ACTROS 2531 - 2560		06.96 -					
2532 LS	04.03 -	934.233			312 651		943 890 46 19
2536 LS	04.03 -	934.223					943 890 49 19
2541 LS	04.03 -						
2544 LS	04.03 -						
2546 LS	04.03 -						
2548 LS, 11946 ccm	04.03 -						

Achtung: Unsere Artikel sind nur als Ersatz für die angegebenen OE-Nummern gültig. In der Spalte "Ref." ist lediglich ein Teil der OE-Nummern aufgeführt. Die vollständige Auflistung aller Vergleichsnummern finden Sie im Anhang.
 Attention: The articles are only valid as replacement for the listed OE-numbers. In the column "Ref." only a selection of OE-No. is given. The complete listing you can see in the appendix. (151)

		Baumuster Model						Ref.
--	---	--------------------	---	---	---	---	---	------


























MERCEDES-BENZ

ACTROS 2531 - 2560		06.96 -							
2541, L, LL	04.03 -	930.113-114			312 649		Kurzes Fahrerhaus / Short cab	(59)	943 890 50 19
2544, L, LL	04.03 -	930.201-205					Fahrerhaus mittellang / Cab medium	(18)	
2546, L, LL	04.03 -	930.208					length		
2548, L,LL	04.03 -	930.213-15							
		930.218							








Achtung: Unsere Artikel sind nur als Ersatz für die angegebenen OE-Nummern gültig. In der Spalte "Ref." ist lediglich ein Teil der OE-Nummern aufgeführt. Die vollständige Auflistung aller Vergleichsnummern finden Sie im Anhang.
 Attention: The articles are only valid as replacement for the listed OE-numbers. In the column "Ref." only a selection of OE-No. is given. The complete listing you can see in the appendix. (151)

		Baumuster Model						Ref.
--	---	--------------------	---	---	---	---	---	------







MERCEDES-BENZ

ACTROS 2531 - 2560		06.96 -											
2541, L, LL 2544, L, LL 2546, L, LL 2548, L,LL	04.03 - 04.03 - 04.03 - 04.03 -	930.113-114 930.201-205 930.208 930.213-215 930.218			290 248 =	Kurzes Fahrerhaus / Short cab	(59)	942 890 55 19 943 890 01 19					
					311 663 = 	Chass. K894001-> Langes Fahrerhaus / Long cab Luftfeder: Beinhaltet Stoßdämpfer und Luftfederbalg / Pneumatic spring: contains shock absorber and air suspension bellow	(60) (63)	942 890 59 19 943 890 38 19					
					290 249 =	Fahrerhaus mittellang / Cab medium length	(18)	942 890 56 19 943 890 02 19					
					290 250 =			942 890 54 19 943 890 03 19					
					290 268 =			942 890 05 19 958 317 07 03					
							290 257 =	->Chass. K 827280 Langes Fahrerhaus / Long cab	(60)	942 890 38 19 942 890 39 19 943 890 12 19 943 890 13 19			
								290 245 =	Chass. K827281-> Länderausführung: Schweden / Country Version: Sweden Kurzes Fahrerhaus / Short cab	(71) (59)	942 890 04 19 942 890 15 19 943 890 24 19		
								290 247 =	Kurzes Fahrerhaus / Short cab	(59)	942 890 36 19 943 890 10 19 943 890 11 19 943 890 16 19 943 890 17 19		
									290 246 =	Kurzes Fahrerhaus / Short cab Fahrerhaus mittellang / Cab medium length	(59) (18)	942 890 11 19 942 890 35 19 943 890 05 19 943 890 23 19	
										312 651 = 	Fahrerhaus mittellang / Cab medium length Kurzes Fahrerhaus / Short cab	(18) (59)	943 890 46 19 943 890 49 19
								311 189 = 	Chass. K894001-> Langes Fahrerhaus / Long cab Luftfeder: Beinhaltet Stoßdämpfer und Luftfederbalg / Pneumatic spring: contains shock absorber and air suspension bellow	(60) (63)	942 890 60 19 943 890 39 19		
								311 664	Langes Fahrerhaus / Long cab Luftfeder: Beinhaltet Stoßdämpfer und Luftfederbalg / Pneumatic spring: contains shock absorber and air suspension bellow	(60) (63)	942 890 61 19		
										105 423 =	Langes Fahrerhaus / Long cab	(60)	942 890 23 19 942 890 31 19 943 890 08 19 943 890 09 19 943 890 14 19 943 890 15 19
										312 645 =	Langes Fahrerhaus / Long cab	(60)	943 890 29 19 943 890 30 19
										312 646 =	Langes Fahrerhaus / Long cab	(60)	943 890 33 19 943 890 34 19
										312 647 =	Langes Fahrerhaus / Long cab	(60)	943 890 31 19 943 890 32 19
										312 648 =	Langes Fahrerhaus / Long cab	(60)	943 890 35 19
											290 245 =	Langes Fahrerhaus / Long cab	(60)
					290 257 = 	Langes Fahrerhaus / Long cab	(60)	942 890 38 19 942 890 39 19 943 890 12 19 943 890 13 19					
					290 995 = 	Langes Fahrerhaus / Long cab	(60)	375 890 05 19 940 890 39 19 940 890 41 19 958 317 21 03					








Achtung: Unsere Artikel sind nur als Ersatz für die angegebenen OE-Nummern gültig. In der Spalte "Ref." ist lediglich ein Teil der OE-Nummern aufgeführt. Die vollständige Auflistung aller Vergleichsnummern finden Sie im Anhang.
Attention: The articles are only valid as replacement for the listed OE-numbers. In the column "Ref." only a selection of OE-No. is given. The complete listing you can see in the appendix. (151)

		Baumuster Model						Ref.
--	---	--------------------	---	---	---	---	---	------






















MERCEDES-BENZ

ACTROS 2531 - 2560		06.96 -						
2541, L, LL	04.03 -	930.113-114			290 257 =HD	Chass. K 827281-> Fahrerhaus mittellang / Cab medium length	(18)	942 890 38 19
2544, L, LL	04.03 -	930.201-205						942 890 39 19
2546, L, LL	04.03 -	930.208			290 247 =	Chass. K827281-> Langes Fahrerhaus / Long cab	(60)	943 890 12 19
2548, L,LL	04.03 -	930.213-215						943 890 13 19
		930.218			131 275 =	Chass. K827281-> Langes Fahrerhaus / Long cab	(60)	943 890 16 19
		930.113-114						943 890 17 19
		930.202-205						942 890 36 19
		930.208						943 890 10 19
		930.213-215						943 890 11 19
		930.218						943 890 16 19
								943 890 17 19
								942 890 47 19

Achtung: Unsere Artikel sind nur als Ersatz für die angegebenen OE-Nummern gültig. In der Spalte "Ref." ist lediglich ein Teil der OE-Nummern aufgeführt. Die vollständige Auflistung aller Vergleichsnummern finden Sie im Anhang.
 Attention: The articles are only valid as replacement for the listed OE-numbers. In the column "Ref." only a selection of OE-No. is given. The complete listing you can see in the appendix. (151)

		Baumuster Model						Ref.
--	--	--------------------	---	---	---	--	---	------

MERCEDES-BENZ

ACTROS 2531 - 2560		06.96 -						
2551, L,LL 2555, L, LL	04.03 -	930.113-114 930.201-205			290 248 =	Kurzes Fahrerhaus / Short cab	(59)	942 890 55 19 943 890 01 19
	04.03 -				311 663 = 	Chass. K894001-> Langes Fahrerhaus / Long cab Luftfeder: Beinhaltet Stoßdämpfer und Luftfederbalg / Pneumatic spring: contains shock absorber and air suspension bellow	(60) (63)	942 890 59 19 943 890 38 19
					290 249 =	Fahrerhaus mittellang / Cab medium length	(18)	942 890 56 19 943 890 02 19
					290 250 =			942 890 54 19 943 890 03 19
					290 268 =			942 890 05 19 958 317 07 03
					290 257 = 	Chass. K 827281-> Fahrerhaus mittellang / Cab medium length Kurzes Fahrerhaus / Short cab	(18) (59)	942 890 38 19 942 890 39 19 943 890 12 19 943 890 13 19
					290 247 =	Kurzes Fahrerhaus / Short cab	(59)	942 890 36 19 943 890 10 19 943 890 11 19 943 890 16 19 943 890 17 19
					290 246 =	Kurzes Fahrerhaus / Short cab Fahrerhaus mittellang / Cab medium length	(59) (18)	942 890 11 19 942 890 35 19 943 890 05 19 943 890 23 19
					312 651 = 	Fahrerhaus mittellang / Cab medium length Kurzes Fahrerhaus / Short cab	(18) (59)	943 890 46 19 943 890 49 19
					312 649 = 	Kurzes Fahrerhaus / Short cab Fahrerhaus mittellang / Cab medium length	(59) (18)	943 890 50 19
					290 257 =	->Chass. K 827280 Langes Fahrerhaus / Long cab	(60)	942 890 38 19 942 890 39 19 943 890 12 19 943 890 13 19
					290 247 =	Chass. K827281-> Langes Fahrerhaus / Long cab	(60)	942 890 36 19 943 890 10 19 943 890 11 19 943 890 16 19 943 890 17 19
					311 664	Langes Fahrerhaus / Long cab Luftfeder: Beinhaltet Stoßdämpfer und Luftfederbalg / Pneumatic spring: contains shock absorber and air suspension bellow	(60) (63)	942 890 61 19
					105 423 =	Langes Fahrerhaus / Long cab	(60)	942 890 23 19 942 890 31 19 943 890 08 19 943 890 09 19 943 890 14 19 943 890 15 19
					312 645 =	Langes Fahrerhaus / Long cab	(60)	943 890 29 19 943 890 30 19
					312 646 =	Langes Fahrerhaus / Long cab	(60)	943 890 33 19 943 890 34 19
					312 647 =	Langes Fahrerhaus / Long cab	(60)	943 890 31 19 943 890 32 19
					312 648 =	Langes Fahrerhaus / Long cab	(60)	943 890 35 19
					290 245 =	Langes Fahrerhaus / Long cab	(60)	942 890 04 19 942 890 15 19 943 890 24 19
					290 257 = 	Langes Fahrerhaus / Long cab	(60)	942 890 38 19 942 890 39 19 943 890 12 19 943 890 13 19

Achtung: Unsere Artikel sind nur als Ersatz für die angegebenen OE-Nummern gültig. In der Spalte "Ref." ist lediglich ein Teil der OE-Nummern aufgeführt. Die vollständige Auflistung aller Vergleichsnummern finden Sie im Anhang.
Attention: The articles are only valid as replacement for the listed OE-numbers. In the column "Ref." only a selection of OE-No. is given. The complete listing you can see in the appendix. (151)



Baumuster
Model



Ref.























MERCEDES-BENZ

ACTROS 2531 - 2560		06.96 -						
2551, L,LL 2555, L, LL	04.03 - 04.03 -	930.113-114 930.201-205		O O	290 995	Langes Fahrerhaus / Long cab	(60)	375 890 05 19 940 890 39 19 940 890 41 19 958 317 21 03
					O A	290 245 =	Chass. K827281-> Länderausführung: Schweden / Country Version: Sweden Kurzes Fahrerhaus / Short cab	(71) (59)
			O O	311 189	Chass. K894001-> Langes Fahrerhaus / Long cab Luftfeder: Beinhaltet Stoßdämpfer und Luftfederbalg / Pneumatic spring: contains shock absorber and air suspension bellows	(60) (63)	942 890 60 19 943 890 39 19	
		930.113-114 930.202-205		O O	131 275	Langes Fahrerhaus / Long cab	(60)	942 890 47 19

Achtung: Unsere Artikel sind nur als Ersatz für die angegebenen OE-Nummern gültig. In der Spalte "Ref." ist lediglich ein Teil der OE-Nummern aufgeführt. Die vollständige Auflistung aller Vergleichsnummern finden Sie im Anhang.
Attention: The articles are only valid as replacement for the listed OE-numbers. In the column "Ref." only a selection of OE-No. is given. The complete listing you can see in the appendix. (151)

		Baumuster Model						Ref.
--	---	--------------------	---	---	---	---	---	------

MERCEDES-BENZ








ACTROS 2531 - 2560		06.96 -							
2560, L, LL	04.03 -	930.203			290 248 =	Kurzes Fahrerhaus / Short cab	(59)	942 890 55 19 943 890 01 19	
					311 663 = 	Chass. K894001-> Langes Fahrerhaus / Long cab Luftfeder: Beinhaltet Stoßdämpfer und Luftfederbalg / Pneumatic spring: contains shock absorber and air suspension bellow	(60) (63)	942 890 59 19 943 890 38 19	
					290 249 =	Fahrerhaus mittellang / Cab medium length	(18)	942 890 56 19 943 890 02 19	
					290 250 =			942 890 54 19 943 890 03 19	
					290 268 =			942 890 05 19 958 317 07 03	
						290 257 =	->Chass. K 827280 Langes Fahrerhaus / Long cab	(60)	942 890 38 19 942 890 39 19 943 890 12 19 943 890 13 19
						290 257 = 	Chass. K 827281-> Fahrerhaus mittellang / Cab medium length Kurzes Fahrerhaus / Short cab	(18) (59)	942 890 38 19 942 890 39 19 943 890 12 19 943 890 13 19
						290 245 =	Chass. K827281-> Länderausführung: Schweden / Country Version: Sweden Kurzes Fahrerhaus / Short cab	(71) (59)	942 890 04 19 942 890 15 19 943 890 24 19
						290 247 =	Kurzes Fahrerhaus / Short cab	(59)	942 890 36 19 943 890 10 19 943 890 11 19 943 890 16 19 943 890 17 19
						290 246 =	Kurzes Fahrerhaus / Short cab Fahrerhaus mittellang / Cab medium length	(59) (18)	942 890 11 19 942 890 35 19 943 890 05 19 943 890 23 19
						312 651 = 	Fahrerhaus mittellang / Cab medium length Kurzes Fahrerhaus / Short cab	(18) (59)	943 890 46 19 943 890 49 19
						312 649 = 	Kurzes Fahrerhaus / Short cab Fahrerhaus mittellang / Cab medium length	(59) (18)	943 890 50 19
					290 247 =	Chass. K827281-> Langes Fahrerhaus / Long cab	(60)	942 890 36 19 943 890 10 19 943 890 11 19 943 890 16 19 943 890 17 19	
					311 664	Langes Fahrerhaus / Long cab Luftfeder: Beinhaltet Stoßdämpfer und Luftfederbalg / Pneumatic spring: contains shock absorber and air suspension bellow	(60) (63)	942 890 61 19	
					105 423 =	Langes Fahrerhaus / Long cab	(60)	942 890 23 19 942 890 31 19 943 890 08 19 943 890 09 19 943 890 14 19 943 890 15 19	
					312 645 =	Langes Fahrerhaus / Long cab	(60)	943 890 29 19 943 890 30 19	
					312 646 =	Langes Fahrerhaus / Long cab	(60)	943 890 33 19 943 890 34 19	
				312 647 =	Langes Fahrerhaus / Long cab	(60)	943 890 31 19 943 890 32 19		
				312 648 =	Langes Fahrerhaus / Long cab	(60)	943 890 35 19		
					290 245 =	Langes Fahrerhaus / Long cab	(60)	942 890 04 19 942 890 15 19 943 890 24 19	

Achtung: Unsere Artikel sind nur als Ersatz für die angegebenen OE-Nummern gültig. In der Spalte "Ref." ist lediglich ein Teil der OE-Nummern aufgeführt. Die vollständige Auflistung aller Vergleichsnummern finden Sie im Anhang.
 Attention: The articles are only valid as replacement for the listed OE-numbers. In the column "Ref." only a selection of OE-No. is given. The complete listing you can see in the appendix. (151)











		Baumuster Model						Ref.
--	---	--------------------	---	---	---	---	---	------

MERCEDES-BENZ

ACTROS 2531 - 2560 06.96 -

2560, L, LL	04.03 -	930.203			290 257 =HD	Langes Fahrerhaus / Long cab	(60)	942 890 38 19 942 890 39 19 943 890 12 19 943 890 13 19
					131 275 	Langes Fahrerhaus / Long cab	(60)	942 890 47 19
					290 995 	Langes Fahrerhaus / Long cab	(60)	375 890 05 19 940 890 39 19 940 890 41 19 958 317 21 03
					311 189 	Chass. K894001-> Langes Fahrerhaus / Long cab Luftfeder: Beinhaltet Stoßdämpfer und Luftfederbalg / Pneumatic spring: contains shock absorber and air suspension bellow	(60) (63)	942 890 60 19 943 890 39 19











ACTROS 2631 - 2660 04.96 -

2631 2653	01.96 -	950.243 954.141 932.241 950.143			290 259 =	Chass. K 351351 - Chass. K 472725 Kurzes Fahrerhaus / Short cab Komfortausführung / Comfort model	(59) (58)	942 890 50 19 942 890 51 19	
					290 248 =	Kurzes Fahrerhaus / Short cab	(59)	942 890 55 19 943 890 01 19	
					290 258 =	Chass. K 351351 - Chass. K 472725 Langes Fahrerhaus / Long cab Komfortausführung / Comfort model	(60) (58)	942 890 49 19	
					290 250 =	Langes Fahrerhaus / Long cab	(60)	942 890 54 19 943 890 03 19	
						290 247 =	Kurzes Fahrerhaus / Short cab	(59)	942 890 36 19 943 890 10 19 943 890 11 19 943 890 16 19 943 890 17 19
						290 246 =	Kurzes Fahrerhaus / Short cab	(59)	942 890 11 19 942 890 35 19 943 890 05 19 943 890 23 19
						290 257 =HD	-> Chass. K 827280 Langes Fahrerhaus / Long cab	(60)	942 890 38 19 942 890 39 19 943 890 12 19 943 890 13 19
					290 245 =	Langes Fahrerhaus / Long cab	(60)	942 890 04 19 942 890 15 19 943 890 24 19	

Achtung: Unsere Artikel sind nur als Ersatz für die angegebenen OE-Nummern gültig. In der Spalte "Ref." ist lediglich ein Teil der OE-Nummern aufgeführt. Die vollständige Auflistung aller Vergleichsnummern finden Sie im Anhang.
Attention: The articles are only valid as replacement for the listed OE-numbers. In the column "Ref." only a selection of OE-No. is given. The complete listing you can see in the appendix. (151)

		Baumuster Model						Ref.
--	---	--------------------	---	---	---	---	---	------

































MERCEDES-BENZ

ACTROS 2631 - 2660		04.96 -							
2631 B	04.97 - 10.02	950.145		$\frac{\circ}{\circ}$	290 259 =	Chass. K 351351 - Chass. K 472725 Kurzes Fahrerhaus / Short cab Komfortausführung / Comfort model	(59)	942 890 50 19	
2631 K	04.97 - 10.02	952.143					(58)	942 890 51 19	
2631,2631 L	04.96 - 10.02	950.243			$\frac{\circ}{\circ}$	290 258 =	Chass. K 351351 - Chass. K 472725 Langes Fahrerhaus / Long cab Komfortausführung / Comfort model	(60)	942 890 49 19
2635,2635 L	04.96 - 10.02	953.141						(58)	
2635 B	04.97 - 10.02	950.242			$\frac{\circ}{\circ}$	290 248 =	Kurzes Fahrerhaus / Short cab	(59)	942 890 55 19
2635 K	04.97 - 10.02	952.243						(59)	943 890 01 19
2640,2640 L	04.96 - 10.02	952.141			$\frac{\circ}{\circ}$	290 250 =	Langes Fahrerhaus / Long cab	(60)	942 890 54 19
2640 B	04.97 - 10.02	950.142						(60)	943 890 03 19
2640 K,2640 LK	04.97 - 10.02	954.241			$\frac{\circ}{\circ}$	311 663 = 	Luftfeder: Beinhaltet Stoßdämpfer und Luftfederbalg / Pneumatic spring: contains shock absorber and air suspension bellow	(63)	942 890 59 19
2640 S,2640 LS	09.96 - 10.02	952.142						(63)	943 890 38 19
2643,2643 L	04.96 - 10.02	950.143		$\frac{\circ}{\circ}$	290 247 =	Kurzes Fahrerhaus / Short cab	(59)	942 890 36 19	
2643 B	04.97 - 10.02	952.241					(59)	943 890 10 19	
2643 K,2643 LK	04.97 - 10.02				$\frac{\circ}{\wedge}$	290 246 =	Kurzes Fahrerhaus / Short cab	(59)	943 890 11 19
2643 S,2643 LS	04.97 - 10.02							(59)	943 890 16 19
2648,2648 L	04.96 - 10.02				$\frac{\circ}{\wedge}$	290 257 = 	->Chass. K 827280 Langes Fahrerhaus / Long cab	(60)	943 890 17 19
2648 K,2648 LK	04.97 - 10.02							(60)	942 890 11 19
2648 S,2648 LS	09.96 - 10.02				$\frac{\circ}{\wedge}$	290 245 =	Langes Fahrerhaus / Long cab	(60)	942 890 35 19
2653,2653 L	04.96 - 10.02							(60)	943 890 05 19
2653 K,2653 LK	04.97 - 10.02				$\frac{\circ}{\wedge}$	311 189 = 	Luftfeder: Beinhaltet Stoßdämpfer und Luftfederbalg / Pneumatic spring: contains shock absorber and air suspension bellow	(63)	943 890 23 19
2653 S,2653 LS	09.96 - 10.02							(63)	942 890 38 19
2657 K,2657 LK	04.97 - 10.02		$\frac{\circ}{\wedge}$	290 257 = 	->Chass. K 827280 Langes Fahrerhaus / Long cab	(60)	942 890 39 19		
2657 L	04.97 - 10.02					(60)	943 890 12 19		
2657 S	04.97 - 10.02		$\frac{\circ}{\wedge}$	290 245 =	Langes Fahrerhaus / Long cab	(60)	943 890 13 19		
			$\frac{\circ}{\wedge}$	290 245 =	Langes Fahrerhaus / Long cab	(60)	942 890 04 19		
			$\frac{\circ}{\wedge}$	290 245 =	Langes Fahrerhaus / Long cab	(60)	942 890 15 19		
			$\frac{\circ}{\wedge}$	290 245 =	Langes Fahrerhaus / Long cab	(60)	943 890 24 19		
			$\frac{\circ}{\wedge}$	311 189 = 	Luftfeder: Beinhaltet Stoßdämpfer und Luftfederbalg / Pneumatic spring: contains shock absorber and air suspension bellow	(63)	942 890 04 19		
			$\frac{\circ}{\wedge}$	311 189 = 	Luftfeder: Beinhaltet Stoßdämpfer und Luftfederbalg / Pneumatic spring: contains shock absorber and air suspension bellow	(63)	942 890 15 19		
			$\frac{\circ}{\wedge}$	311 189 = 	Luftfeder: Beinhaltet Stoßdämpfer und Luftfederbalg / Pneumatic spring: contains shock absorber and air suspension bellow	(63)	943 890 24 19		
			$\frac{\circ}{\wedge}$	311 189 = 	Luftfeder: Beinhaltet Stoßdämpfer und Luftfederbalg / Pneumatic spring: contains shock absorber and air suspension bellow	(63)	943 890 24 19		

Achtung: Unsere Artikel sind nur als Ersatz für die angegebenen OE-Nummern gültig. In der Spalte "Ref." ist lediglich ein Teil der OE-Nummern aufgeführt. Die vollständige Auflistung aller Vergleichsnummern finden Sie im Anhang.
Attention: The articles are only valid as replacement for the listed OE-numbers. In the column "Ref." only a selection of OE-No. is given. The complete listing you can see in the appendix. (151)

		Baumuster Model						Ref.
--	--	--------------------	---	---	---	--	---	------

MERCEDES-BENZ








ACTROS 2631 - 2660		04.96 -								
2632, L, LL	04.03 -	930.142-143 930.145 930.242-244				290 248 =	Kurzes Fahrerhaus / Short cab	(59)	942 890 55 19 943 890 01 19	
						311 663 =	Chass. K894001-> Langes Fahrerhaus / Long cab Luftfeder: Beinhaltet Stoßdämpfer und Luftfederbalg / Pneumatic spring: contains shock absorber and air suspension bellow	(60) (63)	942 890 59 19 943 890 38 19	
						290 250 =			942 890 54 19 943 890 03 19	
							290 245 =	Chass. K827281-> Länderausführung: Schweden / Country Version: Sweden Kurzes Fahrerhaus / Short cab	(71)	942 890 04 19 942 890 15 19 943 890 24 19
							290 247 =	Kurzes Fahrerhaus / Short cab	(59)	942 890 36 19 943 890 10 19 943 890 11 19 943 890 16 19 943 890 17 19
						290 246 =	Kurzes Fahrerhaus / Short cab Fahrerhaus mittellang / Cab medium length	(59) (18)	942 890 11 19 942 890 35 19 943 890 05 19 943 890 23 19	
						312 651 =	Fahrerhaus mittellang / Cab medium length Kurzes Fahrerhaus / Short cab	(18) (59)	943 890 46 19 943 890 49 19	
						312 649 =	Kurzes Fahrerhaus / Short cab Fahrerhaus mittellang / Cab medium length	(59) (18)	943 890 50 19	
						290 257 =	->Chass. K 827280 Langes Fahrerhaus / Long cab	(60)	942 890 38 19 942 890 39 19 943 890 12 19 943 890 13 19	
						290 247 =	Chass. K827281-> Langes Fahrerhaus / Long cab	(60)	942 890 36 19 943 890 10 19 943 890 11 19 943 890 16 19 943 890 17 19	
						311 189 =	Chass. K894001-> Langes Fahrerhaus / Long cab Luftfeder: Beinhaltet Stoßdämpfer und Luftfederbalg / Pneumatic spring: contains shock absorber and air suspension bellow	(60) (63)	942 890 60 19 943 890 39 19	
						311 664	Langes Fahrerhaus / Long cab Luftfeder: Beinhaltet Stoßdämpfer und Luftfederbalg / Pneumatic spring: contains shock absorber and air suspension bellow	(60) (63)	942 890 61 19	
						105 423 =	Langes Fahrerhaus / Long cab	(60)	942 890 23 19 942 890 31 19 943 890 08 19 943 890 09 19 943 890 14 19 943 890 15 19	
						312 645 =	Langes Fahrerhaus / Long cab	(60)	943 890 29 19 943 890 30 19	
						312 646 =	Langes Fahrerhaus / Long cab	(60)	943 890 33 19 943 890 34 19	
						312 647 =	Langes Fahrerhaus / Long cab	(60)	943 890 31 19 943 890 32 19	
						312 648 =	Langes Fahrerhaus / Long cab	(60)	943 890 35 19	
						290 245 =	Langes Fahrerhaus / Long cab	(60)	942 890 04 19 942 890 15 19 943 890 24 19	
						290 257 =	Langes Fahrerhaus / Long cab	(60)	942 890 38 19 942 890 39 19 943 890 12 19 943 890 13 19	

Achtung: Unsere Artikel sind nur als Ersatz für die angegebenen OE-Nummern gültig. In der Spalte "Ref." ist lediglich ein Teil der OE-Nummern aufgeführt. Die vollständige Auflistung aller Vergleichsnummern finden Sie im Anhang.

Attention: The articles are only valid as replacement for the listed OE-numbers. In the column "Ref." only a selection of OE-No. is given. The complete listing you can see in the appendix. (151)

		Baumuster Model						Ref.
--	---	--------------------	---	---	---	---	---	------





MERCEDES-BENZ

ACTROS 2631 - 2660		04.96 -						
2632, L, LL	04.03 -	930.142-143 930.145 930.242-244		○ ○	131 275  	Langes Fahrerhaus / Long cab	(60)	942 890 47 19
					290 995  	Langes Fahrerhaus / Long cab	(60)	375 890 05 19 940 890 39 19 940 890 41 19 958 317 21 03
		930.142-143 930.242-244		○ ∧	290 257 =HD	Chass. K 827281-> Fahrerhaus mittellang / Cab medium length Kurzes Fahrerhaus / Short cab	(18) (59)	942 890 38 19 942 890 39 19 943 890 12 19 943 890 13 19
					290 268 =			942 890 05 19 958 317 07 03
		930.242 930.142 930.145 930.244 930.143 930.243		○ ○	290 259 =	Chass. K 351351 - Chass. K 472725 Kurzes Fahrerhaus / Short cab Komfortausführung / Comfort model	(59) (58)	942 890 50 19 942 890 51 19
					290 258 =	Chass. K 351351 - Chass. K 472725 Langes Fahrerhaus / Long cab Komfortausführung / Comfort model	(60) (58)	942 890 49 19
				○ ○	290 250 =	Langes Fahrerhaus / Long cab	(60)	942 890 54 19 943 890 03 19
				○ ○	290 249 =	Fahrerhaus mittellang / Cab medium length	(18)	942 890 56 19 943 890 02 19

Achtung: Unsere Artikel sind nur als Ersatz für die angegebenen OE-Nummern gültig. In der Spalte "Ref." ist lediglich ein Teil der OE-Nummern aufgeführt. Die vollständige Auflistung aller Vergleichsnummern finden Sie im Anhang.
 Attention: The articles are only valid as replacement for the listed OE-numbers. In the column "Ref." only a selection of OE-No. is given. The complete listing you can see in the appendix. (151)

		Baumuster Model						Ref.
--	---	--------------------	---	---	---	---	---	------

MERCEDES-BENZ










ACTROS 2631 - 2660		04.96 -														
2632 K, LK 2636 K, LK 2641 K, LK 2644 K, LK 2646 K, LK 2650 K, 2651 K, LK 2658 K	04.03 -	932.143 932.141 932.241 932.142		○ ○	290 259 =	Chass. K 351351 - Chass. K 472725 Kurzes Fahrerhaus / Short cab Komfortausführung / Comfort model	(59) (58)	942 890 50 19 942 890 51 19								
	04.03 -				290 258 =	Chass. K 351351 - Chass. K 472725 Langes Fahrerhaus / Long cab Komfortausführung / Comfort model	(60) (58)	942 890 49 19								
	04.03 -			○ ○	290 248 =	Kurzes Fahrerhaus / Short cab	(59)	942 890 55 19 943 890 01 19								
	04.03 -				290 248 =	Kurzes Fahrerhaus / Short cab Komfortausführung / Comfort model	(59) (58)	942 890 55 19 943 890 01 19								
	04.03 -			○ ○	290 250 =	Langes Fahrerhaus / Long cab	(60)	942 890 54 19 943 890 03 19								
	04.03 -				311 663 = 	01.2004-> Langes Fahrerhaus / Long cab Luftfeder: Beinhaltet Stoßdämpfer und Luftfederbalg / Pneumatic spring: contains shock absorber and air suspension bellows	(60) (63)	942 890 59 19 943 890 38 19								
				○ ○	290 249 =	Komfortausführung / Comfort model Fahrerhaus mittellang / Cab medium length	(58) (18)	942 890 56 19 943 890 02 19								
								290 268 =	942 890 05 19 958 317 07 03							
					○ ∧	290 257 =	->Chass. K 827280 Langes Fahrerhaus / Long cab	(60)	942 890 38 19 942 890 39 19 943 890 12 19 943 890 13 19							
									○ ∧	290 245 =	Chass. K 827281-> Länderausführung: Schweden / Country Version: Sweden Kurzes Fahrerhaus / Short cab	(71) (59)	942 890 04 19 942 890 15 19 943 890 24 19			
			○ ∧										290 257 = HD	Chass. K 827281-> Kurzes Fahrerhaus / Short cab	(59)	942 890 38 19 942 890 39 19 943 890 12 19 943 890 13 19
																○ ∧
			○ ○						312 651 = 	Kurzes Fahrerhaus / Short cab	(59)	943 890 46 19 943 890 49 19				
												○ ○	290 247 = HD	Kurzes Fahrerhaus / Short cab	(59)	942 890 36 19 943 890 10 19 943 890 11 19 943 890 16 19 943 890 17 19
			○ ○						105 423 =	Langes Fahrerhaus / Long cab	(60)					942 890 23 19 942 890 31 19 943 890 08 19 943 890 09 19 943 890 14 19 943 890 15 19
												○ ○	290 247 =	Langes Fahrerhaus / Long cab	(60)	942 890 36 19 943 890 10 19 943 890 11 19 943 890 16 19 943 890 17 19
			○ ∧						290 245 =	Langes Fahrerhaus / Long cab	(60)					942 890 04 19 942 890 15 19 943 890 24 19
												○ ∧	290 257 = HD	Langes Fahrerhaus / Long cab	(60)	942 890 38 19 942 890 39 19 943 890 12 19 943 890 13 19

Achtung: Unsere Artikel sind nur als Ersatz für die angegebenen OE-Nummern gültig. In der Spalte "Ref." ist lediglich ein Teil der OE-Nummern aufgeführt. Die vollständige Auflistung aller Vergleichsnummern finden Sie im Anhang.

Attention: The articles are only valid as replacement for the listed OE-numbers. In the column "Ref." only a selection of OE-No. is given. The complete listing you can see in the appendix. (151)

		Baumuster Model						Ref.
--	---	--------------------	---	---	---	---	---	------









MERCEDES-BENZ

ACTROS 2631 - 2660		04.96 -						
2632 K, LK	04.03 -	932.143		o o	131 275  	Langes Fahrerhaus / Long cab	(60)	942 890 47 19
2636 K, LK	04.03 -	932.141			290 995  	Langes Fahrerhaus / Long cab	(60)	375 890 05 19
2641 K, LK	04.03 -	932.241		o o	311 189 	01.2004-> Langes Fahrerhaus / Long cab Luftfeder: Beinhaltet Stoßdämpfer und Luftfederbalg / Pneumatic spring: contains shock absorber and air suspension bellow	(60) (63)	940 890 39 19
2644 K, LK	04.03 -	932.142						940 890 41 19
2646 K, LK	04.03 -							958 317 21 03
2650 K, 2651 K, LK	04.03 -							942 890 60 19
2658 K	04.03 -		943 890 39 19					
				o A	290 257  HD	Chass. K 827281->		942 890 38 19
				o o	290 995 			942 890 39 19
				o o				940 890 12 19
				o o				940 890 39 19
				o o				940 890 41 19
				o o				958 317 21 03
				o o	312 651  ♂			943 890 46 19
								943 890 49 19

Achtung: Unsere Artikel sind nur als Ersatz für die angegebenen OE-Nummern gültig. In der Spalte "Ref." ist lediglich ein Teil der OE-Nummern aufgeführt. Die vollständige Auflistung aller Vergleichsnummern finden Sie im Anhang.
 Attention: The articles are only valid as replacement for the listed OE-numbers. In the column "Ref." only a selection of OE-No. is given. The complete listing you can see in the appendix. (151)

		Baumuster Model						Ref.
--	---	--------------------	---	---	---	---	---	------

MERCEDES-BENZ






ACTROS 2631 - 2660		04.96 -									
2632 LS	04.03 -	934.233		$\frac{\circ}{\circ}$	290 258 =	Chass. K 351351 - Chass. K 472725 Langes Fahrerhaus / Long cab Komfortausführung / Comfort model	(60) (58)	942 890 49 19			
2636 LS	04.03 -	934.141			$\frac{\circ}{\circ}$	290 259 =	Chass. K 351351 - Chass. K 472725 Kurzes Fahrerhaus / Short cab Komfortausführung / Comfort model	(59) (58)	942 890 50 19 942 890 51 19		
2641 S, LS	04.03 -	934.241				$\frac{\circ}{\circ}$	290 248 =	Kurzes Fahrerhaus / Short cab	(59)	942 890 55 19 943 890 01 19	
2644 S, LS	04.03 -	934.223			$\frac{\circ}{\circ}$		290 250 =	Langes Fahrerhaus / Long cab	(60)	942 890 54 19 943 890 03 19	
2646 S, LS	04.03 -					$\frac{\circ}{\circ}$	311 663 = 	01.2004-> Langes Fahrerhaus / Long cab Luftfeder: Beinhaltet Stoßdämpfer und Luftfederbalg / Pneumatic spring: contains shock absorber and air suspension bellow	(60) (63)	942 890 59 19 943 890 38 19	
2650 S, LS	04.03 -				$\frac{\circ}{\circ}$		290 249 =			942 890 56 19 943 890 02 19	
2654 S, LS	04.03 -					$\frac{\circ}{\circ}$	290 268 =			942 890 05 19 958 317 07 03	
2658 LS	04.03 -						$\frac{\circ}{\wedge}$	290 246 =	Kurzes Fahrerhaus / Short cab	(59)	942 890 11 19 942 890 35 19 943 890 05 19 943 890 23 19
						$\frac{\circ}{\circ}$		290 247 = 	Kurzes Fahrerhaus / Short cab	(59)	942 890 36 19 943 890 10 19 943 890 11 19 943 890 16 19 943 890 17 19
								$\frac{\circ}{\wedge}$	290 257 =	->Chass. K 827280 Langes Fahrerhaus / Long cab	(60)
			$\frac{\circ}{\circ}$	311 664		Langes Fahrerhaus / Long cab Luftfeder: Beinhaltet Stoßdämpfer und Luftfederbalg / Pneumatic spring: contains shock absorber and air suspension bellow			(60) (63)	942 890 61 19	
				$\frac{\circ}{\circ}$		105 423 =		Langes Fahrerhaus / Long cab	(60)	942 890 23 19 942 890 31 19 943 890 08 19 943 890 09 19 943 890 14 19 943 890 15 19	
			$\frac{\circ}{\circ}$			290 247 =		Langes Fahrerhaus / Long cab	(60)	942 890 36 19 943 890 10 19 943 890 11 19 943 890 16 19 943 890 17 19	
				$\frac{\circ}{\wedge}$		290 245 =		Langes Fahrerhaus / Long cab	(60)	942 890 04 19 942 890 15 19 943 890 24 19	
			$\frac{\circ}{\wedge}$			290 257 = 		Langes Fahrerhaus / Long cab	(60)	942 890 38 19 942 890 39 19 943 890 12 19 943 890 13 19	
				$\frac{\circ}{\circ}$		131 275  290 995 		Langes Fahrerhaus / Long cab Langes Fahrerhaus / Long cab	(60) (60)	942 890 47 19 375 890 05 19 940 890 39 19 940 890 41 19 958 317 21 03	
			$\frac{\circ}{\circ}$			311 189 = 		01.2004-> Langes Fahrerhaus / Long cab Luftfeder: Beinhaltet Stoßdämpfer und Luftfederbalg / Pneumatic spring: contains shock absorber and air suspension bellow	(60) (63)	942 890 60 19 943 890 39 19	

Achtung: Unsere Artikel sind nur als Ersatz für die angegebenen OE-Nummern gültig. In der Spalte "Ref." ist lediglich ein Teil der OE-Nummern aufgeführt. Die vollständige Auflistung aller Vergleichsnummern finden Sie im Anhang.

Attention: The articles are only valid as replacement for the listed OE-numbers. In the column "Ref." only a selection of OE-No. is given. The complete listing you can see in the appendix. (151)

		Baumuster Model						Ref.
--	---	--------------------	---	---	---	---	---	------

























MERCEDES-BENZ

ACTROS 2631 - 2660		04.96 -						
2632 LS	04.03 -	934.233			290 245 =	Chass. K 827281-> Länderausführung: Schweden / Country Version: Sweden Kurzes Fahrerhaus / Short cab	(71)	942 890 04 19
2636 LS	04.03 -	934.141						942 890 15 19
2641 S, LS	04.03 -	934.241						943 890 24 19
2644 S, LS	04.03 -	934.223						
2646 S, LS	04.03 -				290 257 =HD	Chass. K 827281-> Kurzes Fahrerhaus / Short cab	(59)	942 890 38 19
2650 S, LS	04.03 -							942 890 39 19
2654 S, LS	04.03 -							943 890 12 19
2658 LS	04.03 -							943 890 13 19
					290 995 =			375 890 05 19
								940 890 39 19
								940 890 41 19
								958 317 21 03
					312 651 =♂			943 890 46 19
								943 890 49 19

Achtung: Unsere Artikel sind nur als Ersatz für die angegebenen OE-Nummern gültig. In der Spalte "Ref." ist lediglich ein Teil der OE-Nummern aufgeführt. Die vollständige Auflistung aller Vergleichsnummern finden Sie im Anhang.
 Attention: The articles are only valid as replacement for the listed OE-numbers. In the column "Ref." only a selection of OE-No. is given. The complete listing you can see in the appendix. (151)

		Baumuster Model						Ref.
--	---	--------------------	---	---	---	---	---	------












MERCEDES-BENZ

ACTROS 2631 - 2660		04.96 -						
2636, L, LL 2644, L, LL	04.03 -	930.142-143 930.242-244			290 248 =	Kurzes Fahrerhaus / Short cab	(59)	942 890 55 19 943 890 01 19
	04.03 -				311 663 = 	Chass. K894001-> Langes Fahrerhaus / Long cab Luftfeder: Beinhaltet Stoßdämpfer und Luftfederbalg / Pneumatic spring: contains shock absorber and air suspension bellow	(60) (63)	942 890 59 19 943 890 38 19
					290 268 =			942 890 05 19 958 317 07 03
					290 257 =	->Chass. K 827280 Langes Fahrerhaus / Long cab	(60)	942 890 38 19 942 890 39 19 943 890 12 19 943 890 13 19
					290 247 =	Kurzes Fahrerhaus / Short cab	(59)	942 890 36 19 943 890 10 19 943 890 11 19 943 890 16 19 943 890 17 19
					290 246 =	Kurzes Fahrerhaus / Short cab Fahrerhaus mittellang / Cab medium length	(59) (18)	942 890 11 19 942 890 35 19 943 890 05 19 943 890 23 19
					312 651 = 	Fahrerhaus mittellang / Cab medium length	(18)	943 890 46 19 943 890 49 19
					312 649 = 	Kurzes Fahrerhaus / Short cab Fahrerhaus mittellang / Cab medium length	(59) (18)	943 890 50 19
					290 247 =	Chass. K827281-> Langes Fahrerhaus / Long cab	(60)	942 890 36 19 943 890 10 19 943 890 11 19 943 890 16 19 943 890 17 19
					311 664	Langes Fahrerhaus / Long cab Luftfeder: Beinhaltet Stoßdämpfer und Luftfederbalg / Pneumatic spring: contains shock absorber and air suspension bellow	(60) (63)	942 890 61 19
					105 423 =	Langes Fahrerhaus / Long cab	(60)	942 890 23 19 942 890 31 19 943 890 08 19 943 890 09 19 943 890 14 19 943 890 15 19
					312 645 =	Langes Fahrerhaus / Long cab	(60)	943 890 29 19 943 890 30 19
					312 646 =	Langes Fahrerhaus / Long cab	(60)	943 890 33 19 943 890 34 19
					312 647 =	Langes Fahrerhaus / Long cab	(60)	943 890 31 19 943 890 32 19
					312 648 =	Langes Fahrerhaus / Long cab	(60)	943 890 35 19
					290 245 =	Langes Fahrerhaus / Long cab	(60)	942 890 04 19 942 890 15 19 943 890 24 19
					290 257 = 	Langes Fahrerhaus / Long cab	(60)	942 890 38 19 942 890 39 19 943 890 12 19 943 890 13 19
					131 275 = 	Langes Fahrerhaus / Long cab	(60)	942 890 47 19
					290 995 = 	Langes Fahrerhaus / Long cab	(60)	375 890 05 19 940 890 39 19 940 890 41 19 958 317 21 03
					290 257 = 	Chass. K 827281-> Fahrerhaus mittellang / Cab medium length Kurzes Fahrerhaus / Short cab	(18) (59)	942 890 38 19 942 890 39 19 943 890 12 19 943 890 13 19

Achtung: Unsere Artikel sind nur als Ersatz für die angegebenen OE-Nummern gültig. In der Spalte "Ref." ist lediglich ein Teil der OE-Nummern aufgeführt. Die vollständige Auflistung aller Vergleichsnummern finden Sie im Anhang.
Attention: The articles are only valid as replacement for the listed OE-numbers. In the column "Ref." only a selection of OE-No. is given. The complete listing you can see in the appendix. (151)

		Baumuster Model						Ref.
--	---	--------------------	---	---	---	---	---	------







































MERCEDES-BENZ

ACTROS 2631 - 2660		04.96 -						
2636, L, LL 2644, L, LL	04.03 - 04.03 -	930.142-143 930.242-244			290 245 =	Chass. K827281-> Länderausführung: Schweden / Country Version: Sweden Kurzes Fahrerhaus / Short cab	(71)	942 890 04 19 942 890 15 19 943 890 24 19
					311 189 = 	Chass. K894001-> Langes Fahrerhaus / Long cab Luftfeder: Beinhaltet Stoßdämpfer und Luftfederbalg / Pneumatic spring: contains shock absorber and air suspension bellows	(60) (63)	942 890 60 19 943 890 39 19
	930.242 930.142/143 930.244 930.243			290 258 =	Chass. K 351351 - Chass. K 472725 Langes Fahrerhaus / Long cab Komfortausführung / Comfort model	(60) (58)	942 890 49 19	
				290 259 =	Chass. K 351351 - Chass. K 472725 Kurzes Fahrerhaus / Short cab Komfortausführung / Comfort model	(59) (58)	942 890 50 19 942 890 51 19	
				290 250 =	Langes Fahrerhaus / Long cab	(60)	942 890 54 19 943 890 03 19	
				290 249 =	Fahrerhaus mittellang / Cab medium length	(18)	942 890 56 19 943 890 02 19	
				290 250 =			942 890 54 19 943 890 03 19	
				290 250 =				

Achtung: Unsere Artikel sind nur als Ersatz für die angegebenen OE-Nummern gültig. In der Spalte "Ref." ist lediglich ein Teil der OE-Nummern aufgeführt. Die vollständige Auflistung aller Vergleichsnummern finden Sie im Anhang.
Attention: The articles are only valid as replacement for the listed OE-numbers. In the column "Ref." only a selection of OE-No. is given. The complete listing you can see in the appendix. (151)

		Baumuster Model						Ref.
--	---	--------------------	---	---	---	---	---	------

MERCEDES-BENZ





ACTROS 2631 - 2660		04.96 -								
2641, L, LL	04.03 -	930.143 930.242-244				290 248 =	Kurzes Fahrerhaus / Short cab	(59)	942 890 55 19 943 890 01 19	
						311 663 = 	Chass. K894001-> Langes Fahrerhaus / Long cab Luftfeder: Beinhaltet Stoßdämpfer und Luftfederbalg / Pneumatic spring: contains shock absorber and air suspension bellow	(60) (63)	942 890 59 19 943 890 38 19	
						290 268 =			942 890 05 19 958 317 07 03	
							290 247 =	Kurzes Fahrerhaus / Short cab	(59)	942 890 36 19 943 890 10 19 943 890 11 19 943 890 16 19 943 890 17 19
							290 246 =	Kurzes Fahrerhaus / Short cab Fahrerhaus mittellang / Cab medium length	(59) (18)	942 890 11 19 942 890 35 19 943 890 05 19 943 890 23 19
							312 651 = 	Fahrerhaus mittellang / Cab medium length Kurzes Fahrerhaus / Short cab	(18) (59)	943 890 46 19 943 890 49 19
							312 649 = 	Kurzes Fahrerhaus / Short cab Fahrerhaus mittellang / Cab medium length	(59) (18)	943 890 50 19
							290 257 =	->Chass. K 827280 Langes Fahrerhaus / Long cab	(60)	942 890 38 19 942 890 39 19 943 890 12 19 943 890 13 19
							290 247 =	Chass. K827281-> Langes Fahrerhaus / Long cab	(60)	942 890 36 19 943 890 10 19 943 890 11 19 943 890 16 19 943 890 17 19
							311 189 = 	Chass. K894001-> Langes Fahrerhaus / Long cab Luftfeder: Beinhaltet Stoßdämpfer und Luftfederbalg / Pneumatic spring: contains shock absorber and air suspension bellow	(60) (63)	942 890 60 19 943 890 39 19
							311 664	Langes Fahrerhaus / Long cab Luftfeder: Beinhaltet Stoßdämpfer und Luftfederbalg / Pneumatic spring: contains shock absorber and air suspension bellow	(60) (63)	942 890 61 19
							105 423 =	Langes Fahrerhaus / Long cab	(60)	942 890 23 19 942 890 31 19 943 890 08 19 943 890 09 19 943 890 14 19 943 890 15 19
							312 645 =	Langes Fahrerhaus / Long cab	(60)	943 890 29 19 943 890 30 19
							312 646 =	Langes Fahrerhaus / Long cab	(60)	943 890 33 19 943 890 34 19
							312 647 =	Langes Fahrerhaus / Long cab	(60)	943 890 31 19 943 890 32 19
							312 648 =	Langes Fahrerhaus / Long cab	(60)	943 890 35 19
							290 245 =	Langes Fahrerhaus / Long cab	(60)	942 890 04 19 942 890 15 19 943 890 24 19
							290 257 = 	Langes Fahrerhaus / Long cab	(60)	942 890 38 19 942 890 39 19 943 890 12 19 943 890 13 19

Achtung: Unsere Artikel sind nur als Ersatz für die angegebenen OE-Nummern gültig. In der Spalte "Ref." ist lediglich ein Teil der OE-Nummern aufgeführt. Die vollständige Auflistung aller Vergleichsnummern finden Sie im Anhang.

Attention: The articles are only valid as replacement for the listed OE-numbers. In the column "Ref." only a selection of OE-No. is given. The complete listing you can see in the appendix. (151)

		Baumuster Model						Ref.
--	---	--------------------	---	---	---	---	---	------






















MERCEDES-BENZ

ACTROS 2631 - 2660		04.96 -						
2641, L, LL	04.03 -	930.143 930.242-244		○ ○	131 275 	Langes Fahrerhaus / Long cab	(60)	942 890 47 19
					290 995 	Langes Fahrerhaus / Long cab	(60)	375 890 05 19 940 890 39 19 940 890 41 19 958 317 21 03
					290 257 =HD	Chass. K 827281-> Fahrerhaus mittellang / Cab medium length Kurzes Fahrerhaus / Short cab	(18) (59)	942 890 38 19 942 890 39 19 943 890 12 19 943 890 13 19
		930.242 930.143 930.244 930.243		○ ○	290 259 =	Chass. K 351351 - Chass. K 472725 Kurzes Fahrerhaus / Short cab Komfortausführung / Comfort model	(59) (58)	942 890 50 19 942 890 51 19
					○ ○	290 258 =	Chass. K 351351 - Chass. K 472725 Langes Fahrerhaus / Long cab Komfortausführung / Comfort model	(60) (58)
		○ ○	290 250 =	Langes Fahrerhaus / Long cab	(60)	942 890 54 19 943 890 03 19		
	○ ○						290 249 =	Fahrerhaus mittellang / Cab medium length
		○ ○	290 250 =			942 890 54 19 943 890 03 19		

Achtung: Unsere Artikel sind nur als Ersatz für die angegebenen OE-Nummern gültig. In der Spalte "Ref." ist lediglich ein Teil der OE-Nummern aufgeführt. Die vollständige Auflistung aller Vergleichsnummern finden Sie im Anhang.
 Attention: The articles are only valid as replacement for the listed OE-numbers. In the column "Ref." only a selection of OE-No. is given. The complete listing you can see in the appendix. (151)

		Baumuster Model						Ref.
--	---	--------------------	---	---	---	---	---	------

MERCEDES-BENZ









ACTROS 2631 - 2660		04.96 -							
2646, L, LL	04.03 -	930.142-143 930.145 930.243			290 248 =	Kurzes Fahrerhaus / Short cab	(59)	942 890 55 19 943 890 01 19	
					311 663 = 	Chass. K894001-> Langes Fahrerhaus / Long cab Luftfeder: Beinhaltet Stoßdämpfer und Luftfederbalg / Pneumatic spring: contains shock absorber and air suspension bellow	(60) (63)	942 890 59 19 943 890 38 19	
					290 249 =	Fahrerhaus mittellang / Cab medium length	(18)	942 890 56 19 943 890 02 19	
					290 250 =			942 890 54 19 943 890 03 19	
					290 268 =			942 890 05 19 958 317 07 03	
						290 245 =	Chass. K827281-> Länderausführung: Schweden / Country Version: Sweden Kurzes Fahrerhaus / Short cab	(71) (59)	942 890 04 19 942 890 15 19 943 890 24 19
						290 247 =	Kurzes Fahrerhaus / Short cab	(59)	942 890 36 19 943 890 10 19 943 890 11 19 943 890 16 19 943 890 17 19
						290 246 =	Kurzes Fahrerhaus / Short cab Fahrerhaus mittellang / Cab medium length	(59) (18)	942 890 11 19 942 890 35 19 943 890 05 19 943 890 23 19
						312 651 = 	Fahrerhaus mittellang / Cab medium length Kurzes Fahrerhaus / Short cab	(18) (59)	943 890 46 19 943 890 49 19
						312 649 = 	Kurzes Fahrerhaus / Short cab Fahrerhaus mittellang / Cab medium length	(59) (18)	943 890 50 19
						290 257 =	->Chass. K 827280 Langes Fahrerhaus / Long cab	(60)	942 890 38 19 942 890 39 19 943 890 12 19 943 890 13 19
						311 664	Langes Fahrerhaus / Long cab Luftfeder: Beinhaltet Stoßdämpfer und Luftfederbalg / Pneumatic spring: contains shock absorber and air suspension bellow	(60) (63)	942 890 61 19
					105 423 =	Langes Fahrerhaus / Long cab	(60)	942 890 23 19 942 890 31 19 943 890 08 19 943 890 09 19 943 890 14 19 943 890 15 19	
					312 645 =	Langes Fahrerhaus / Long cab	(60)	943 890 29 19 943 890 30 19	
					312 646 =	Langes Fahrerhaus / Long cab	(60)	943 890 33 19 943 890 34 19	
					312 647 =	Langes Fahrerhaus / Long cab	(60)	943 890 31 19 943 890 32 19	
					312 648 =	Langes Fahrerhaus / Long cab	(60)	943 890 35 19	
					290 245 =	Langes Fahrerhaus / Long cab	(60)	942 890 04 19 942 890 15 19 943 890 24 19	
					290 257 = 	Langes Fahrerhaus / Long cab	(60)	942 890 38 19 942 890 39 19 943 890 12 19 943 890 13 19	
					131 275 = 	Langes Fahrerhaus / Long cab	(60)	942 890 47 19	
					290 995 = 	Langes Fahrerhaus / Long cab	(60)	375 890 05 19 940 890 39 19 940 890 41 19 958 317 21 03	

Achtung: Unsere Artikel sind nur als Ersatz für die angegebenen OE-Nummern gültig. In der Spalte "Ref." ist lediglich ein Teil der OE-Nummern aufgeführt. Die vollständige Auflistung aller Vergleichsnummern finden Sie im Anhang.

Attention: The articles are only valid as replacement for the listed OE-numbers. In the column "Ref." only a selection of OE-No. is given. The complete listing you can see in the appendix. (151)

		Baumuster Model						Ref.
--	---	--------------------	---	---	---	---	---	------





















MERCEDES-BENZ

ACTROS 2631 - 2660		04.96 -						
2646, L, LL	04.03 -	930.142-143 930.145 930.243			290 257 =HD	Chass. K 827281-> Fahrerhaus mittellang / Cab medium length Kurzes Fahrerhaus / Short cab	(18) (59)	942 890 38 19 942 890 39 19 943 890 12 19 943 890 13 19
					290 247 =	Chass. K827281-> Langes Fahrerhaus / Long cab	(60)	942 890 36 19 943 890 10 19 943 890 11 19 943 890 16 19 943 890 17 19
					311 189 =□	Chass. K894001-> Langes Fahrerhaus / Long cab Luftfeder: Beinhaltet Stoßdämpfer und Luftfederbalg / Pneumatic spring: contains shock absorber and air suspension bellow	(60) (63)	942 890 60 19 943 890 39 19
	930.242 930.142/143 930.145 930.243			290 259 =	Chass. K 351351 - Chass. K 472725 Kurzes Fahrerhaus / Short cab Komfortausführung / Comfort model	(59) (58)	942 890 50 19 942 890 51 19	
				290 258 =	Chass. K 351351 - Chass. K 472725 Langes Fahrerhaus / Long cab Komfortausführung / Comfort model	(60) (58)	942 890 49 19	
				290 250 =	Langes Fahrerhaus / Long cab	(60)	942 890 54 19 943 890 03 19	

Achtung: Unsere Artikel sind nur als Ersatz für die angegebenen OE-Nummern gültig. In der Spalte "Ref." ist lediglich ein Teil der OE-Nummern aufgeführt. Die vollständige Auflistung aller Vergleichsnummern finden Sie im Anhang.
Attention: The articles are only valid as replacement for the listed OE-numbers. In the column "Ref." only a selection of OE-No. is given. The complete listing you can see in the appendix. (151)

		Baumuster Model						Ref.
--	--	--------------------	---	---	---	--	---	------

MERCEDES-BENZ












ACTROS 2631 - 2660		04.96 -							
2650, L, 2651,L, LL	04.03 -	930.143 930.243-244			311 663 = 	->Chass. K894001 Langes Fahrerhaus / Long cab Luftfeder: Beinhaltet Stoßdämpfer und Luftfederbalg / Pneumatic spring: contains shock absorber and air suspension bellow	(60) (63)	942 890 59 19 943 890 38 19	
					290 248 =	Kurzes Fahrerhaus / Short cab	(59)	942 890 55 19 943 890 01 19	
					290 249 =	Fahrerhaus mittellang / Cab medium length	(18)	942 890 56 19 943 890 02 19	
					290 250 =			942 890 54 19 943 890 03 19	
					290 268 =			942 890 05 19 958 317 07 03	
						290 257 =	->Chass. K 827280 Langes Fahrerhaus / Long cab	(60)	942 890 38 19 942 890 39 19 943 890 12 19 943 890 13 19
						290 245 =	Chass. K827281-> Länderausführung: Schweden / Country Version: Sweden Kurzes Fahrerhaus / Short cab	(71) (59)	942 890 04 19 942 890 15 19 943 890 24 19
						290 247 =	Kurzes Fahrerhaus / Short cab	(59)	942 890 36 19 943 890 10 19 943 890 11 19 943 890 16 19 943 890 17 19
						290 246 =	Kurzes Fahrerhaus / Short cab Fahrerhaus mittellang / Cab medium length	(59) (18)	942 890 11 19 942 890 35 19 943 890 05 19 943 890 23 19
							312 651 = 	Fahrerhaus mittellang / Cab medium length Kurzes Fahrerhaus / Short cab	(18) (59)
						312 649 = 	Kurzes Fahrerhaus / Short cab Fahrerhaus mittellang / Cab medium length	(59) (18)	943 890 50 19
						290 247 =	Chass. K827281-> Langes Fahrerhaus / Long cab	(60)	942 890 36 19 943 890 10 19 943 890 11 19 943 890 16 19 943 890 17 19
					311 664	Langes Fahrerhaus / Long cab Luftfeder: Beinhaltet Stoßdämpfer und Luftfederbalg / Pneumatic spring: contains shock absorber and air suspension bellow	(60) (63)	942 890 61 19	
					105 423 =	Langes Fahrerhaus / Long cab	(60)	942 890 23 19 942 890 31 19 943 890 08 19 943 890 09 19 943 890 14 19 943 890 15 19	
					312 645 =	Langes Fahrerhaus / Long cab	(60)	943 890 29 19 943 890 30 19	
					312 646 =	Langes Fahrerhaus / Long cab	(60)	943 890 33 19 943 890 34 19	
					312 647 =	Langes Fahrerhaus / Long cab	(60)	943 890 31 19 943 890 32 19	
				312 648 =	Langes Fahrerhaus / Long cab	(60)	943 890 35 19		
					290 245 =	Langes Fahrerhaus / Long cab	(60)	942 890 04 19 942 890 15 19 943 890 24 19	
				290 257 = 	Langes Fahrerhaus / Long cab	(60)	942 890 38 19 942 890 39 19 943 890 12 19 943 890 13 19		

Achtung: Unsere Artikel sind nur als Ersatz für die angegebenen OE-Nummern gültig. In der Spalte "Ref." ist lediglich ein Teil der OE-Nummern aufgeführt. Die vollständige Auflistung aller Vergleichsnummern finden Sie im Anhang.

Attention: The articles are only valid as replacement for the listed OE-numbers. In the column "Ref." only a selection of OE-No. is given. The complete listing you can see in the appendix. (151)

		Baumuster Model						Ref.
--	---	--------------------	---	---	---	---	---	------




















MERCEDES-BENZ

ACTROS 2631 - 2660		04.96 -							
2650, L, 2651,L, LL	04.03 -	930.143 930.243-244			131 275 	Langes Fahrerhaus / Long cab	(60)	942 890 47 19	
					290 995 	Langes Fahrerhaus / Long cab	(60)	375 890 05 19 940 890 39 19 940 890 41 19 958 317 21 03	
					290 257 	Chass. K 827281-> Fahrerhaus mittellang / Cab medium length Kurzes Fahrerhaus / Short cab	(18) (59)	942 890 38 19 942 890 39 19 943 890 12 19 943 890 13 19	
					311 189 	Chass. K894001-> Langes Fahrerhaus / Long cab Luftfeder: Beinhaltet Stoßdämpfer und Luftfederbalg / Pneumatic spring: contains shock absorber and air suspension bellow	(60) (63)	942 890 60 19 943 890 39 19	
					290 259 	Chass. K 351351 - Chass. K 472725 Kurzes Fahrerhaus / Short cab Komfortausführung / Comfort model	(59) (58)	942 890 50 19 942 890 51 19	
					290 258 	Chass. K 351351 - Chass. K 472725 Langes Fahrerhaus / Long cab Komfortausführung / Comfort model	(60) (58)	942 890 49 19	
		290 250 	Langes Fahrerhaus / Long cab	(60)	942 890 54 19 943 890 03 19				
		930.242 930.142 930.244 930.143 930.243							

Achtung: Unsere Artikel sind nur als Ersatz für die angegebenen OE-Nummern gültig. In der Spalte "Ref." ist lediglich ein Teil der OE-Nummern aufgeführt. Die vollständige Auflistung aller Vergleichsnummern finden Sie im Anhang.
Attention: The articles are only valid as replacement for the listed OE-numbers. In the column "Ref." only a selection of OE-No. is given. The complete listing you can see in the appendix. (151)

		Baumuster Model						Ref.
--	---	--------------------	---	---	---	---	---	------

MERCEDES-BENZ

ACTROS 2631 - 2660		04.96 -									
2654, L, 2655, L, LL	04.03 -	930.143 930.243			290 248 =	Kurzes Fahrerhaus / Short cab	(59)	942 890 55 19 943 890 01 19			
					311 663 = 	Chass. K894001-> Langes Fahrerhaus / Long cab Luftfeder: Beinhaltet Stoßdämpfer und Luftfederbalg / Pneumatic spring: contains shock absorber and air suspension bellow	(60) (63)	942 890 59 19 943 890 38 19			
					290 249 =	Fahrerhaus mittellang / Cab medium length	(18)	942 890 56 19 943 890 02 19			
					290 250 =			942 890 54 19 943 890 03 19			
					290 268 =			942 890 05 19 958 317 07 03			
							290 257 =	->Chass. K 827280 Langes Fahrerhaus / Long cab	(60)	942 890 38 19 942 890 39 19 943 890 12 19 943 890 13 19	
								290 247 =	Kurzes Fahrerhaus / Short cab	(59)	942 890 36 19 943 890 10 19 943 890 11 19 943 890 16 19 943 890 17 19
								290 246 =	Kurzes Fahrerhaus / Short cab Fahrerhaus mittellang / Cab medium length	(59) (18)	942 890 11 19 942 890 35 19 943 890 05 19 943 890 23 19
									312 651 = 	Fahrerhaus mittellang / Cab medium length Kurzes Fahrerhaus / Short cab	(18) (59)
								312 649 = 	Kurzes Fahrerhaus / Short cab Fahrerhaus mittellang / Cab medium length	(59) (18)	943 890 50 19
								311 664	Langes Fahrerhaus / Long cab Luftfeder: Beinhaltet Stoßdämpfer und Luftfederbalg / Pneumatic spring: contains shock absorber and air suspension bellow	(60) (63)	942 890 61 19
								105 423 =	Langes Fahrerhaus / Long cab	(60)	942 890 23 19 942 890 31 19 943 890 08 19 943 890 09 19 943 890 14 19 943 890 15 19
								312 645 =	Langes Fahrerhaus / Long cab	(60)	943 890 29 19 943 890 30 19
								312 646 =	Langes Fahrerhaus / Long cab	(60)	943 890 33 19 943 890 34 19
								312 647 =	Langes Fahrerhaus / Long cab	(60)	943 890 31 19 943 890 32 19
								312 648 =	Langes Fahrerhaus / Long cab	(60)	943 890 35 19
								290 245 =	Langes Fahrerhaus / Long cab	(60)	942 890 04 19 942 890 15 19 943 890 24 19
								290 257 = 	Langes Fahrerhaus / Long cab	(60)	942 890 38 19 942 890 39 19 943 890 12 19 943 890 13 19
									131 275 = 	Langes Fahrerhaus / Long cab	(60)
							290 995 = 		Langes Fahrerhaus / Long cab	(60)	375 890 05 19 940 890 39 19 940 890 41 19 958 317 21 03
								290 257 = 	Chass. K 827281-> Fahrerhaus mittellang / Cab medium length Kurzes Fahrerhaus / Short cab	(18) (59)	942 890 38 19 942 890 39 19 943 890 12 19 943 890 13 19

Achtung: Unsere Artikel sind nur als Ersatz für die angegebenen OE-Nummern gültig. In der Spalte "Ref." ist lediglich ein Teil der OE-Nummern aufgeführt. Die vollständige Auflistung aller Vergleichsnummern finden Sie im Anhang.

Attention: The articles are only valid as replacement for the listed OE-numbers. In the column "Ref." only a selection of OE-No. is given. The complete listing you can see in the appendix. (151)



Baumuster
Model



Ref.

























MERCEDES-BENZ

ACTROS 2631 - 2660		04.96 -						
2654, L, 2655, L, LL	04.03 -	930.143 930.243			290 245 =	Chass. K827281-> Länderausführung: Schweden / Country Version: Sweden Kurzes Fahrerhaus / Short cab	(71) (59)	942 890 04 19 942 890 15 19 943 890 24 19
					290 247 =	Chass. K827281-> Langes Fahrerhaus / Long cab	(60)	942 890 36 19 943 890 10 19 943 890 11 19 943 890 16 19 943 890 17 19
					311 189 =	Chass. K894001-> Langes Fahrerhaus / Long cab Luftfeder: Beinhaltet Stoßdämpfer und Luftfederbalg / Pneumatic spring: contains shock absorber and air suspension bellow	(60) (63)	942 890 60 19 943 890 39 19
	930.242 930.142/143 930.243			290 259 =	Chass. K 351351 - Chass. K 472725 Kurzes Fahrerhaus / Short cab Komfortausführung / Comfort model	(59) (58)	942 890 50 19 942 890 51 19	
				290 258 =	Chass. K 351351 - Chass. K 472725 Langes Fahrerhaus / Long cab Komfortausführung / Comfort model	(60) (58)	942 890 49 19	
				290 250 =	Langes Fahrerhaus / Long cab	(60)	942 890 54 19 943 890 03 19	

Achtung: Unsere Artikel sind nur als Ersatz für die angegebenen OE-Nummern gültig. In der Spalte "Ref." ist lediglich ein Teil der OE-Nummern aufgeführt. Die vollständige Auflistung aller Vergleichsnummern finden Sie im Anhang.
Attention: The articles are only valid as replacement for the listed OE-numbers. In the column "Ref." only a selection of OE-No. is given. The complete listing you can see in the appendix. (151)

		Baumuster Model						Ref.
--	---	--------------------	---	---	---	---	---	------

MERCEDES-BENZ

ACTROS 2631 - 2660		04.96 -							
2654 K, LK, 2655 K, LK	04.03 -	932.143 932.141 932.241			290 258 =	Chass. K 351351 - Chass. K 472725 Langes Fahrerhaus / Long cab Komfortausführung / Comfort model	(60) (58)	942 890 49 19	
					290 259 =	Chass. K 351351 - Chass. K 472725 Kurzes Fahrerhaus / Short cab Komfortausführung / Comfort model	(59) (58)	942 890 50 19 942 890 51 19	
					290 248 =	Kurzes Fahrerhaus / Short cab	(59)	942 890 55 19 943 890 01 19	
					290 248 =	Kurzes Fahrerhaus / Short cab Komfortausführung / Comfort model	(59) (58)	942 890 55 19 943 890 01 19	
					311 663 = 	01.2004-> Langes Fahrerhaus / Long cab Luftfeder: Beinhaltet Stoßdämpfer und Luftfederbalg / Pneumatic spring: contains shock absorber and air suspension bellow	(60) (63)	942 890 59 19 943 890 38 19	
					290 250 =	Langes Fahrerhaus / Long cab	(60)	942 890 54 19 943 890 03 19	
					290 268 =			942 890 05 19 958 317 07 03	
						290 246 =	Kurzes Fahrerhaus / Short cab	(59)	942 890 11 19 942 890 35 19 943 890 05 19 943 890 23 19
						312 651 = 	Kurzes Fahrerhaus / Short cab	(59)	943 890 46 19 943 890 49 19
						290 247 = 	Kurzes Fahrerhaus / Short cab	(59)	942 890 36 19 943 890 10 19 943 890 11 19 943 890 16 19 943 890 17 19
						290 257 =	->Chass. K 827280 Langes Fahrerhaus / Long cab	(60)	942 890 38 19 942 890 39 19 943 890 12 19 943 890 13 19
						105 423 =	Langes Fahrerhaus / Long cab	(60)	942 890 23 19 942 890 31 19 943 890 08 19 943 890 09 19 943 890 14 19 943 890 15 19
			290 247 =			Langes Fahrerhaus / Long cab	(60)	942 890 36 19 943 890 10 19 943 890 11 19 943 890 16 19 943 890 17 19	
					290 245 =	Langes Fahrerhaus / Long cab	(60)	942 890 04 19 942 890 15 19 943 890 24 19	
					290 257 = 	Langes Fahrerhaus / Long cab	(60)	942 890 38 19 942 890 39 19 943 890 12 19 943 890 13 19	
					131 275 = 	Langes Fahrerhaus / Long cab	(60)	942 890 47 19	
					290 995 = 	Langes Fahrerhaus / Long cab	(60)	375 890 05 19 940 890 39 19 940 890 41 19 958 317 21 03	
					311 189 = 	01.2004-> Langes Fahrerhaus / Long cab Luftfeder: Beinhaltet Stoßdämpfer und Luftfederbalg / Pneumatic spring: contains shock absorber and air suspension bellow	(60) (63)	942 890 60 19 943 890 39 19	
					290 245 =	Chass. K 827281-> Länderausführung: Schweden / Country Version: Sweden Kurzes Fahrerhaus / Short cab	(71) (59)	942 890 04 19 942 890 15 19 943 890 24 19	

Achtung: Unsere Artikel sind nur als Ersatz für die angegebenen OE-Nummern gültig. In der Spalte "Ref." ist lediglich ein Teil der OE-Nummern aufgeführt. Die vollständige Auflistung aller Vergleichsnummern finden Sie im Anhang.

Attention: The articles are only valid as replacement for the listed OE-numbers. In the column "Ref." only a selection of OE-No. is given. The complete listing you can see in the appendix. (151)



Baumuster
Model



Ref.





















MERCEDES-BENZ

ACTROS 2631 - 2660		04.96 -						
2654 K, LK, 2655 K, LK	04.03 -	932.143 932.141 932.241			290 257 =HD	Chass. K 827281-> Kurzes Fahrerhaus / Short cab	(59)	942 890 38 19 942 890 39 19 943 890 12 19 943 890 13 19
					290 257 =HD	Chass. K 827281->		942 890 38 19 942 890 39 19 943 890 12 19 943 890 13 19
					290 995 =			375 890 05 19 940 890 39 19 940 890 41 19 958 317 21 03
					312 651 =♂			943 890 46 19 943 890 49 19

Achtung: Unsere Artikel sind nur als Ersatz für die angegebenen OE-Nummern gültig. In der Spalte "Ref." ist lediglich ein Teil der OE-Nummern aufgeführt. Die vollständige Auflistung aller Vergleichsnummern finden Sie im Anhang.
 Attention: The articles are only valid as replacement for the listed OE-numbers. In the column "Ref." only a selection of OE-No. is given. The complete listing you can see in the appendix. (151)

		Baumuster Model						Ref.
--	---	--------------------	---	---	---	---	---	------

MERCEDES-BENZ






















ACTROS 2631 - 2660		04.96 -							
2658 L	04.03 -	930.243			290 259 =	Chass. K 351351 - Chass. K 472725 Kurzes Fahrerhaus / Short cab Komfortausführung / Comfort model	(59) (58)	942 890 50 19 942 890 51 19	
					290 258 =	Chass. K 351351 - Chass. K 472725 Langes Fahrerhaus / Long cab Komfortausführung / Comfort model	(60) (58)	942 890 49 19	
					290 248 =	Kurzes Fahrerhaus / Short cab	(59)	942 890 55 19 943 890 01 19	
					290 250 =	Langes Fahrerhaus / Long cab	(60)	942 890 54 19 943 890 03 19	
					311 663 = 	Chass. K984001-> Langes Fahrerhaus / Long cab Luftfeder: Beinhaltet Stoßdämpfer und Luftfederbalg / Pneumatic spring: contains shock absorber and air suspension bellow	(60) (63)	942 890 59 19 943 890 38 19	
					290 249 =	Fahrerhaus mittellang / Cab medium length	(18)	942 890 56 19 943 890 02 19	
					290 250 =			942 890 54 19 943 890 03 19	
					290 268 =			942 890 05 19 958 317 07 03	
						290 245 =	Chass. K827281-> Länderausführung: Schweden / Country Version: Sweden Kurzes Fahrerhaus / Short cab	(71) (59)	942 890 04 19 942 890 15 19 943 890 24 19
						290 247 =	Kurzes Fahrerhaus / Short cab	(59)	942 890 36 19 943 890 10 19 943 890 11 19 943 890 16 19 943 890 17 19
						290 246 =	Kurzes Fahrerhaus / Short cab Fahrerhaus mittellang / Cab medium length	(59) (18)	942 890 11 19 942 890 35 19 943 890 05 19 943 890 23 19
						312 651 = 	Fahrerhaus mittellang / Cab medium length Kurzes Fahrerhaus / Short cab	(18) (59)	943 890 46 19 943 890 49 19
						312 649 = 	Kurzes Fahrerhaus / Short cab Fahrerhaus mittellang / Cab medium length	(59) (18)	943 890 50 19
						290 257 =	->Chass. K 827280 Langes Fahrerhaus / Long cab	(60)	942 890 38 19 942 890 39 19 943 890 12 19 943 890 13 19
					311 664	Langes Fahrerhaus / Long cab Luftfeder: Beinhaltet Stoßdämpfer und Luftfederbalg / Pneumatic spring: contains shock absorber and air suspension bellow	(60) (63)	942 890 61 19	
					105 423 =	Langes Fahrerhaus / Long cab	(60)	942 890 23 19 942 890 31 19 943 890 08 19 943 890 09 19 943 890 14 19 943 890 15 19	
					312 645 =	Langes Fahrerhaus / Long cab	(60)	943 890 29 19 943 890 30 19	
					312 646 =	Langes Fahrerhaus / Long cab	(60)	943 890 33 19 943 890 34 19	
					312 647 =	Langes Fahrerhaus / Long cab	(60)	943 890 31 19 943 890 32 19	
					312 648 =	Langes Fahrerhaus / Long cab	(60)	943 890 35 19	
					290 245 =	Langes Fahrerhaus / Long cab	(60)	942 890 04 19 942 890 15 19 943 890 24 19	

Achtung: Unsere Artikel sind nur als Ersatz für die angegebenen OE-Nummern gültig. In der Spalte "Ref." ist lediglich ein Teil der OE-Nummern aufgeführt. Die vollständige Auflistung aller Vergleichsnummern finden Sie im Anhang.

Attention: The articles are only valid as replacement for the listed OE-numbers. In the column "Ref." only a selection of OE-No. is given. The complete listing you can see in the appendix. (151)

		Baumuster Model						Ref.
--	---	--------------------	---	---	---	---	---	------







MERCEDES-BENZ

ACTROS 2631 - 2660		04.96 -							
2658 L	04.03 -	930.243			290 257 =HD	Langes Fahrerhaus / Long cab	(60)	942 890 38 19 942 890 39 19 943 890 12 19 943 890 13 19	
					131 275 	Langes Fahrerhaus / Long cab	(60)	942 890 47 19	
					290 995 	Langes Fahrerhaus / Long cab	(60)	375 890 05 19 940 890 39 19 940 890 41 19 958 317 21 03	
					290 257 =HD	Chass. K 827281-> Fahrerhaus mittellang / Cab medium length Kurzes Fahrerhaus / Short cab	(18) (59)	942 890 38 19 942 890 39 19 943 890 12 19 943 890 13 19	
					290 247 =	Chass. K827281-> Langes Fahrerhaus / Long cab	(60)	942 890 36 19 943 890 10 19 943 890 11 19 943 890 16 19 943 890 17 19	
					311 189 	Chass. K894001-> Luftfeder: Beinhaltet Stoßdämpfer und Luftfederbalg / Pneumatic spring: contains shock absorber and air suspension bellow	(63)	942 890 60 19 943 890 39 19	
					290 995 =			375 890 05 19 940 890 39 19 940 890 41 19 958 317 21 03	
ACTROS 3231 - 3336		06.96 -							
3231 3235 K 3240 K 3243 K 3331	04.97 -	932.305 952.305 932.183 932.163 930.163 930.182 932.161 932.307 932.304 930.183 930.162 932.162 932.182			290 259 =	Chass. K 351351 - Chass. K 472725 Kurzes Fahrerhaus / Short cab Komfortausführung / Comfort model	(59) (58)	942 890 50 19 942 890 51 19	
					290 258 =	Chass. K 351351 - Chass. K 472725 Langes Fahrerhaus / Long cab Komfortausführung / Comfort model	(60) (58)	942 890 49 19	
					290 248 =	Kurzes Fahrerhaus / Short cab	(59)	942 890 55 19 943 890 01 19	
					290 250 =	Langes Fahrerhaus / Long cab	(60)	942 890 54 19 943 890 03 19	
						290 257 =HD	->Chass. K 827280 Langes Fahrerhaus / Long cab	(60)	942 890 38 19 942 890 39 19 943 890 12 19 943 890 13 19
					290 247 =	Kurzes Fahrerhaus / Short cab	(59)	942 890 36 19 943 890 10 19 943 890 11 19 943 890 16 19 943 890 17 19	
					290 246 =	Kurzes Fahrerhaus / Short cab	(59)	942 890 11 19 942 890 35 19 943 890 05 19 943 890 23 19	
					290 245 =	Langes Fahrerhaus / Long cab	(60)	942 890 04 19 942 890 15 19 943 890 24 19	

Achtung: Unsere Artikel sind nur als Ersatz für die angegebenen OE-Nummern gültig. In der Spalte "Ref." ist lediglich ein Teil der OE-Nummern aufgeführt. Die vollständige Auflistung aller Vergleichsnummern finden Sie im Anhang.
Attention: The articles are only valid as replacement for the listed OE-numbers. In the column "Ref." only a selection of OE-No. is given. The complete listing you can see in the appendix. (151)

		Baumuster Model						Ref.
--	---	--------------------	---	---	---	---	---	------
























MERCEDES-BENZ

ACTROS 3231 - 3336		06.96 -										
3231 B	04.97 - 10.02	952.305		$\frac{\circ}{\circ}$	290 259 =	Chass. K 351351 - Chass. K 472725 Kurzes Fahrerhaus / Short cab Komfortausführung / Comfort model	(59) (58)	942 890 50 19 942 890 51 19				
3231 K	04.97 - 10.02	953.161										
3235	04.97 - 10.02	952.304			$\frac{\circ}{\circ}$	290 258 =	Chass. K 351351 - Chass. K 472725 Langes Fahrerhaus / Long cab Komfortausführung / Comfort model	(60) (58)	942 890 49 19			
3235 B	04.97 - 10.02	950.182										
3235 K	04.97 - 10.02	954.182				$\frac{\circ}{\circ}$	290 248 =	Kurzes Fahrerhaus / Short cab	(59)	942 890 55 19 943 890 01 19		
3240	04.97 - 10.02	953.162										
3240 B	04.97 - 10.02	954.161					$\frac{\circ}{\circ}$	290 250 =	Langes Fahrerhaus / Long cab	(60)	942 890 54 19 943 890 03 19	
3240 K	04.97 - 10.02	952.183										
3243	04.97 - 10.02	952.162						$\frac{\circ}{\circ}$	311 663 = 	Luftfeder: Beinhaltet Stoßdämpfer und Luftfederbalg / Pneumatic spring: contains shock absorber and air suspension bellow	(63)	942 890 59 19 943 890 38 19
3243 K	04.97 - 10.02	953.304/305										
3243 B	04.97 - 10.02	952.307		290 257 = 					->Chass. K 827280 Langes Fahrerhaus / Long cab	(60)	942 890 38 19 942 890 39 19 943 890 12 19 943 890 13 19	
3243 K	04.97 - 10.02	950.162										
3331	04.97 - 10.02	950.306		$\frac{\circ}{\circ}$	290 247 =				Kurzes Fahrerhaus / Short cab	(59)	942 890 36 19 943 890 10 19 943 890 11 19 943 890 16 19 943 890 17 19	
3331 A	04.97 - 10.02	950.163										
3331 AK	04.97 - 10.02	953.163			$\frac{\circ}{\wedge}$	290 246 =			Kurzes Fahrerhaus / Short cab	(59)	942 890 11 19 942 890 35 19 943 890 05 19 943 890 23 19	
3331 AS	04.97 - 10.02	950.183										
3331 B	04.97 - 10.02	952.182				$\frac{\circ}{\wedge}$	290 245 =		Langes Fahrerhaus / Long cab	(60)	942 890 04 19 942 890 15 19 943 890 24 19	
3331 K	04.97 - 10.02	952.161										
3331 S	04.97 - 10.02	952.163					$\frac{\circ}{\circ}$	311 189 = 	Luftfeder: Beinhaltet Stoßdämpfer und Luftfederbalg / Pneumatic spring: contains shock absorber and air suspension bellow	(63)	942 890 60 19 943 890 39 19	
3335	04.97 - 10.02											
3335 B	04.97 - 10.02		$\frac{\circ}{\wedge}$					290 246 =	Kurzes Fahrerhaus / Short cab	(59)	942 890 11 19 942 890 35 19 943 890 05 19 943 890 23 19	
3335 K	04.97 - 10.02											
3335 S	04.97 - 10.02			$\frac{\circ}{\wedge}$				290 245 =	Langes Fahrerhaus / Long cab	(60)	942 890 04 19 942 890 15 19 943 890 24 19	
					$\frac{\circ}{\circ}$			311 189 = 	Luftfeder: Beinhaltet Stoßdämpfer und Luftfederbalg / Pneumatic spring: contains shock absorber and air suspension bellow	(63)	942 890 60 19 943 890 39 19	








Achtung: Unsere Artikel sind nur als Ersatz für die angegebenen OE-Nummern gültig. In der Spalte "Ref." ist lediglich ein Teil der OE-Nummern aufgeführt. Die vollständige Auflistung aller Vergleichsnummern finden Sie im Anhang.
Attention: The articles are only valid as replacement for the listed OE-numbers. In the column "Ref." only a selection of OE-No. is given. The complete listing you can see in the appendix. (151)

		Baumuster Model						Ref.
--	---	--------------------	---	---	---	---	---	------





MERCEDES-BENZ

ACTROS 3231 - 3336		06.96 -									
3231 K, 3232 K 3336 K	04.03 - 04.03 -	932.305 932.304 932.307			290 248 =	Kurzes Fahrerhaus / Short cab Komfortausführung / Comfort model	(59) (58)	942 890 55 19 943 890 01 19			
					290 250 =	Langes Fahrerhaus / Long cab	(60)	942 890 54 19 943 890 03 19			
					311 663 = 	01.2004-> Langes Fahrerhaus / Long cab Luftfeder: Beinhaltet Stoßdämpfer und Luftfederbalg / Pneumatic spring: contains shock absorber and air suspension bellow	(60) (63)	942 890 59 19 943 890 38 19			
					290 249 =	Fahrerhaus mittellang / Cab medium length Komfortausführung / Comfort model	(18) (58)	942 890 56 19 943 890 02 19			
					290 268 =			942 890 05 19 958 317 07 03			
							290 245 =	Chass. K 827281-> Länderausführung: Schweden / Country Version: Sweden Kurzes Fahrerhaus / Short cab	(71) (59)	942 890 04 19 942 890 15 19 943 890 24 19	
							290 246 =	Kurzes Fahrerhaus / Short cab	(59)	942 890 11 19 942 890 35 19 943 890 05 19 943 890 23 19	
								312 651 = 	Kurzes Fahrerhaus / Short cab	(59)	943 890 46 19 943 890 49 19
								290 247 = 	Kurzes Fahrerhaus / Short cab	(59)	942 890 36 19 943 890 10 19 943 890 11 19 943 890 16 19 943 890 17 19
								290 257 =	->Chass. K 827280 Langes Fahrerhaus / Long cab	(60)	942 890 38 19 942 890 39 19 943 890 12 19 943 890 13 19
								290 247 =	Chass. K 827281-> Langes Fahrerhaus / Long cab	(60)	942 890 36 19 943 890 10 19 943 890 11 19 943 890 16 19 943 890 17 19
								311 664	Langes Fahrerhaus / Long cab Luftfeder: Beinhaltet Stoßdämpfer und Luftfederbalg / Pneumatic spring: contains shock absorber and air suspension bellow	(60) (63)	942 890 61 19
								105 423 =	Langes Fahrerhaus / Long cab	(60)	942 890 23 19 942 890 31 19 943 890 08 19 943 890 09 19 943 890 14 19 943 890 15 19
								290 245 =	Langes Fahrerhaus / Long cab	(60)	942 890 04 19 942 890 15 19 943 890 24 19
								290 257 = 	Langes Fahrerhaus / Long cab	(60)	942 890 38 19 942 890 39 19 943 890 12 19 943 890 13 19
								290 995 = 	Langes Fahrerhaus / Long cab	(60)	375 890 05 19 940 890 39 19 940 890 41 19 958 317 21 03
								311 189 = 	01.2004-> Langes Fahrerhaus / Long cab Luftfeder: Beinhaltet Stoßdämpfer und Luftfederbalg / Pneumatic spring: contains shock absorber and air suspension bellow	(60) (63)	942 890 60 19 943 890 39 19








Achtung: Unsere Artikel sind nur als Ersatz für die angegebenen OE-Nummern gültig. In der Spalte "Ref." ist lediglich ein Teil der OE-Nummern aufgeführt. Die vollständige Auflistung aller Vergleichsnummern finden Sie im Anhang.
Attention: The articles are only valid as replacement for the listed OE-numbers. In the column "Ref." only a selection of OE-No. is given. The complete listing you can see in the appendix. (151)

		Baumuster Model						Ref.
--	--	--------------------	---	---	---	--	---	------









































MERCEDES-BENZ

ACTROS 3231 - 3336		06.96 -							
3231 K, 3232 K 3336 K	04.03 -	932.305 932.304 932.307			290 257 =HD	Chass. K 827281-> Kurzes Fahrerhaus / Short cab	(59)	942 890 38 19	942 890 39 19 943 890 12 19 943 890 13 19
	04.03 -				290 257 =HD			Chass. K 827281->	
					312 651 =♂		943 890 46 19 943 890 49 19		








Achtung: Unsere Artikel sind nur als Ersatz für die angegebenen OE-Nummern gültig. In der Spalte "Ref." ist lediglich ein Teil der OE-Nummern aufgeführt. Die vollständige Auflistung aller Vergleichsnummern finden Sie im Anhang.
 Attention: The articles are only valid as replacement for the listed OE-numbers. In the column "Ref." only a selection of OE-No. is given. The complete listing you can see in the appendix. (151)

		Baumuster Model						Ref.
--	--	--------------------	---	---	---	--	---	------



MERCEDES-BENZ

ACTROS 3231 - 3336		06.96 -							
3241	04.03 -	930.306			290 248 =	Kurzes Fahrerhaus / Short cab	(59)	942 890 55 19 943 890 01 19	
3244	04.03 -				311 663 = 	Chass. K894001-> Langes Fahrerhaus / Long cab Luftfeder: Beinhaltet Stoßdämpfer und Luftfederbalg / Pneumatic spring: contains shock absorber and air suspension bellow	(60) (63)	942 890 59 19 943 890 38 19	
3246	04.03 -				290 249 =	Fahrerhaus mittellang / Cab medium length	(18)	942 890 56 19 943 890 02 19	
3248	04.03 -				290 250 =			942 890 54 19 943 890 03 19	
					290 268 =			942 890 05 19 958 317 07 03	
						290 257 = HD	Chass. K 827281-> Fahrerhaus mittellang / Cab medium length Kurzes Fahrerhaus / Short cab	(18) (59)	942 890 38 19 942 890 39 19 943 890 12 19 943 890 13 19
						290 245 =	Chass. K827281-> Länderausführung: Schweden / Country Version: Sweden Kurzes Fahrerhaus / Short cab	(71) (59)	942 890 04 19 942 890 15 19 943 890 24 19
						290 247 =	Kurzes Fahrerhaus / Short cab	(59)	942 890 36 19 943 890 10 19 943 890 11 19 943 890 16 19 943 890 17 19
						290 246 =	Kurzes Fahrerhaus / Short cab Fahrerhaus mittellang / Cab medium length	(59) (18)	942 890 11 19 942 890 35 19 943 890 05 19 943 890 23 19
						312 651 = 	Fahrerhaus mittellang / Cab medium length Kurzes Fahrerhaus / Short cab	(18) (59)	943 890 46 19 943 890 49 19
						312 649 = 	Kurzes Fahrerhaus / Short cab Fahrerhaus mittellang / Cab medium length	(59) (18)	943 890 50 19
						290 257 =	->Chass. K 827280 Langes Fahrerhaus / Long cab	(60)	942 890 38 19 942 890 39 19 943 890 12 19 943 890 13 19
						311 664	Langes Fahrerhaus / Long cab Luftfeder: Beinhaltet Stoßdämpfer und Luftfederbalg / Pneumatic spring: contains shock absorber and air suspension bellow	(60) (63)	942 890 61 19
						312 645 =	Langes Fahrerhaus / Long cab	(60)	943 890 29 19 943 890 30 19
						312 646 =	Langes Fahrerhaus / Long cab	(60)	943 890 33 19 943 890 34 19
						312 647 =	Langes Fahrerhaus / Long cab	(60)	943 890 31 19 943 890 32 19
				312 648 =	Langes Fahrerhaus / Long cab	(60)	943 890 35 19		
				290 245 =	Langes Fahrerhaus / Long cab	(60)	942 890 04 19 942 890 15 19 943 890 24 19		
				290 257 = HD	Langes Fahrerhaus / Long cab	(60)	942 890 38 19 942 890 39 19 943 890 12 19 943 890 13 19		
				290 995 = 	Langes Fahrerhaus / Long cab	(60)	375 890 05 19 940 890 39 19 940 890 41 19 958 317 21 03		

Achtung: Unsere Artikel sind nur als Ersatz für die angegebenen OE-Nummern gültig. In der Spalte "Ref." ist lediglich ein Teil der OE-Nummern aufgeführt. Die vollständige Auflistung aller Vergleichsnummern finden Sie im Anhang.
Attention: The articles are only valid as replacement for the listed OE-numbers. In the column "Ref." only a selection of OE-No. is given. The complete listing you can see in the appendix. (151)

		Baumuster Model						Ref.
--	---	--------------------	---	---	---	---	---	------





















MERCEDES-BENZ

ACTROS 3231 - 3336		06.96 -							
3241	04.03 -	930.306			290 247 =	Chass. K827281->			942 890 36 19
3244	04.03 -					Langes Fahrerhaus / Long cab	(60)		943 890 10 19
3246	04.03 -								943 890 11 19
3248	04.03 -								943 890 16 19
									943 890 17 19








Achtung: Unsere Artikel sind nur als Ersatz für die angegebenen OE-Nummern gültig. In der Spalte "Ref." ist lediglich ein Teil der OE-Nummern aufgeführt. Die vollständige Auflistung aller Vergleichsnummern finden Sie im Anhang.
 Attention: The articles are only valid as replacement for the listed OE-numbers. In the column "Ref." only a selection of OE-No. is given. The complete listing you can see in the appendix. (151)

		Baumuster Model						Ref.
--	---	--------------------	---	---	---	---	---	------







MERCEDES-BENZ

ACTROS 3231 - 3336		06.96 -							
3331, 3332 3336	04.03 - 04.03 -	930.162-163			290 248 =	Kurzes Fahrerhaus / Short cab	(59)	942 890 55 19 943 890 01 19	
					311 663 = 	Chass. K894001-> Langes Fahrerhaus / Long cab Luftfeder: Beinhaltet Stoßdämpfer und Luftfederbalg / Pneumatic spring: contains shock absorber and air suspension bellow	(60) (63)	942 890 59 19 943 890 38 19	
					290 249 =	Fahrerhaus mittellang / Cab medium length	(18)	942 890 56 19 943 890 02 19	
					290 250 =			942 890 54 19 943 890 03 19	
					290 268 =			942 890 05 19 958 317 07 03	
						290 257 =	->Chass. K 827280 Langes Fahrerhaus / Long cab	(60)	942 890 38 19 942 890 39 19 943 890 12 19 943 890 13 19
						290 257 = 	Chass. K 827281-> Fahrerhaus mittellang / Cab medium length Kurzes Fahrerhaus / Short cab	(18) (59)	942 890 38 19 942 890 39 19 943 890 12 19 943 890 13 19
						290 245 =	Chass. K827281-> Länderausführung: Schweden / Country Version: Sweden Kurzes Fahrerhaus / Short cab	(71) (59)	942 890 04 19 942 890 15 19 943 890 24 19
						290 247 =	Kurzes Fahrerhaus / Short cab	(59)	942 890 36 19 943 890 10 19 943 890 11 19 943 890 16 19 943 890 17 19
						290 246 =	Kurzes Fahrerhaus / Short cab Fahrerhaus mittellang / Cab medium length	(59) (18)	942 890 11 19 942 890 35 19 943 890 05 19 943 890 23 19
							312 651 = 	Fahrerhaus mittellang / Cab medium length Kurzes Fahrerhaus / Short cab	(18) (59)
						312 649 = 	Kurzes Fahrerhaus / Short cab Fahrerhaus mittellang / Cab medium length	(59) (18)	943 890 50 19
					311 664	Langes Fahrerhaus / Long cab Luftfeder: Beinhaltet Stoßdämpfer und Luftfederbalg / Pneumatic spring: contains shock absorber and air suspension bellow	(60) (63)	942 890 61 19	
					105 423 =	Langes Fahrerhaus / Long cab	(60)	942 890 23 19 942 890 31 19 943 890 08 19 943 890 09 19 943 890 14 19 943 890 15 19	
					312 645 =	Langes Fahrerhaus / Long cab	(60)	943 890 29 19 943 890 30 19	
					312 646 =	Langes Fahrerhaus / Long cab	(60)	943 890 33 19 943 890 34 19	
					312 647 =	Langes Fahrerhaus / Long cab	(60)	943 890 31 19 943 890 32 19	
				312 648 =	Langes Fahrerhaus / Long cab	(60)	943 890 35 19		
				290 245 =	Langes Fahrerhaus / Long cab	(60)	942 890 04 19 942 890 15 19 943 890 24 19		
				290 257 = 	Langes Fahrerhaus / Long cab	(60)	942 890 38 19 942 890 39 19 943 890 12 19 943 890 13 19		

Achtung: Unsere Artikel sind nur als Ersatz für die angegebenen OE-Nummern gültig. In der Spalte "Ref." ist lediglich ein Teil der OE-Nummern aufgeführt. Die vollständige Auflistung aller Vergleichsnummern finden Sie im Anhang.
Attention: The articles are only valid as replacement for the listed OE-numbers. In the column "Ref." only a selection of OE-No. is given. The complete listing you can see in the appendix. (151)

		Baumuster Model						Ref.
--	---	--------------------	---	---	---	---	---	------




















MERCEDES-BENZ

ACTROS 3231 - 3336		06.96 -						
3331, 3332 3336	04.03 - 04.03 -	930.162-163		○ ○	131 275  	Langes Fahrerhaus / Long cab	(60)	942 890 47 19
					290 995  	Langes Fahrerhaus / Long cab	(60)	375 890 05 19 940 890 39 19 940 890 41 19 958 317 21 03
	○ ○			290 247 =	Chass. K827281-> Langes Fahrerhaus / Long cab	(60)	942 890 36 19 943 890 10 19 943 890 11 19 943 890 16 19 943 890 17 19	
	○ ○			311 189 = 	Chass. K894001-> Langes Fahrerhaus / Long cab Luftfeder: Beinhaltet Stoßdämpfer und Luftfederbalg / Pneumatic spring: contains shock absorber and air suspension bellow	(60) (63)	942 890 60 19 943 890 39 19	








Achtung: Unsere Artikel sind nur als Ersatz für die angegebenen OE-Nummern gültig. In der Spalte "Ref." ist lediglich ein Teil der OE-Nummern aufgeführt. Die vollständige Auflistung aller Vergleichsnummern finden Sie im Anhang.
 Attention: The articles are only valid as replacement for the listed OE-numbers. In the column "Ref." only a selection of OE-No. is given. The complete listing you can see in the appendix. (151)

		Baumuster Model						Ref.
--	---	--------------------	---	---	---	---	---	------








MERCEDES-BENZ

ACTROS 3231 - 3336		06.96 -							
3331 A, 3332 A 3336 A	04.03 - 04.03 -	930.182-183			290 248 =	Kurzes Fahrerhaus / Short cab	(59)	942 890 55 19 943 890 01 19	
					311 663 = 	Chass. K894001-> Langes Fahrerhaus / Long cab Luftfeder: Beinhaltet Stoßdämpfer und Luftfederbalg / Pneumatic spring: contains shock absorber and air suspension bellow	(60) (63)	942 890 59 19 943 890 38 19	
					290 249 =	Fahrerhaus mittellang / Cab medium length	(18)	942 890 56 19 943 890 02 19	
					290 250 =			942 890 54 19 943 890 03 19	
					290 268 =			942 890 05 19 958 317 07 03	
						290 257 = HD	Chass. K 827281-> Fahrerhaus mittellang / Cab medium length Kurzes Fahrerhaus / Short cab	(18) (59)	942 890 38 19 942 890 39 19 943 890 12 19 943 890 13 19
						290 245 =	Chass. K827281-> Länderausführung: Schweden / Country Version: Sweden Kurzes Fahrerhaus / Short cab	(71) (59)	942 890 04 19 942 890 15 19 943 890 24 19
						290 247 =	Kurzes Fahrerhaus / Short cab	(59)	942 890 36 19 943 890 10 19 943 890 11 19 943 890 16 19 943 890 17 19
						290 246 =	Kurzes Fahrerhaus / Short cab Fahrerhaus mittellang / Cab medium length	(59) (18)	942 890 11 19 942 890 35 19 943 890 05 19 943 890 23 19
							312 651 = 	Fahrerhaus mittellang / Cab medium length Kurzes Fahrerhaus / Short cab	(18) (59)
						312 649 = 	Kurzes Fahrerhaus / Short cab Fahrerhaus mittellang / Cab medium length	(59) (18)	943 890 50 19
						290 257 =	->Chass. K 827280 Langes Fahrerhaus / Long cab	(60)	942 890 38 19 942 890 39 19 943 890 12 19 943 890 13 19
					311 664	Langes Fahrerhaus / Long cab Luftfeder: Beinhaltet Stoßdämpfer und Luftfederbalg / Pneumatic spring: contains shock absorber and air suspension bellow	(60) (63)	942 890 61 19	
					105 423 =	Langes Fahrerhaus / Long cab	(60)	942 890 23 19 942 890 31 19 943 890 08 19 943 890 09 19 943 890 14 19 943 890 15 19	
					312 645 =	Langes Fahrerhaus / Long cab	(60)	943 890 29 19 943 890 30 19	
					312 646 =	Langes Fahrerhaus / Long cab	(60)	943 890 33 19 943 890 34 19	
					312 647 =	Langes Fahrerhaus / Long cab	(60)	943 890 31 19 943 890 32 19	
				312 648 =	Langes Fahrerhaus / Long cab	(60)	943 890 35 19		
					290 245 =	Langes Fahrerhaus / Long cab	(60)	942 890 04 19 942 890 15 19 943 890 24 19	
				290 257 = HD	Langes Fahrerhaus / Long cab	(60)	942 890 38 19 942 890 39 19 943 890 12 19 943 890 13 19		

Achtung: Unsere Artikel sind nur als Ersatz für die angegebenen OE-Nummern gültig. In der Spalte "Ref." ist lediglich ein Teil der OE-Nummern aufgeführt. Die vollständige Auflistung aller Vergleichsnummern finden Sie im Anhang.
Attention: The articles are only valid as replacement for the listed OE-numbers. In the column "Ref." only a selection of OE-No. is given. The complete listing you can see in the appendix. (151)

		Baumuster Model						Ref.
--	---	--------------------	---	---	---	---	---	------





























MERCEDES-BENZ

ACTROS 3231 - 3336		06.96 -						
3331 A, 3332 A 3336 A	04.03 -	930.182-183		○ ○	131 275   	Langes Fahrerhaus / Long cab	(60)	942 890 47 19
	04.03 -				290 995   	Langes Fahrerhaus / Long cab	(60)	375 890 05 19 940 890 39 19 940 890 41 19 958 317 21 03
				○ ○	290 247 =	Chass. K827281-> Langes Fahrerhaus / Long cab	(60)	942 890 36 19 943 890 10 19 943 890 11 19 943 890 16 19 943 890 17 19








Achtung: Unsere Artikel sind nur als Ersatz für die angegebenen OE-Nummern gültig. In der Spalte "Ref." ist lediglich ein Teil der OE-Nummern aufgeführt. Die vollständige Auflistung aller Vergleichsnummern finden Sie im Anhang.
 Attention: The articles are only valid as replacement for the listed OE-numbers. In the column "Ref." only a selection of OE-No. is given. The complete listing you can see in the appendix. (151)

		Baumuster Model						Ref.
--	---	--------------------	---	---	---	---	---	------




MERCEDES-BENZ

ACTROS 3231 - 3336		06.96 -							
3331 AK, 3332 AK 3332 K	04.03 - 04.03 -	932.183 932.163 932.161/162 932.182			290 248 =	Kurzes Fahrerhaus / Short cab Komfortausführung / Comfort model	(59) (58)	942 890 55 19 943 890 01 19	
					290 250 =	Langes Fahrerhaus / Long cab	(60)	942 890 54 19 943 890 03 19	
		311 663 = 	01.2004-> Langes Fahrerhaus / Long cab Luftfeder: Beinhaltet Stoßdämpfer und Luftfederbalg / Pneumatic spring: contains shock absorber and air suspension bellow	(60) (63)	942 890 59 19 943 890 38 19				
		290 249 =	Fahrerhaus mittellang / Cab medium length Komfortausführung / Comfort model	(18) (58)	942 890 56 19 943 890 02 19				
		290 268 =			942 890 05 19 958 317 07 03				
			290 257 =	->Chass. K 827280 Langes Fahrerhaus / Long cab	(60)	942 890 38 19 942 890 39 19 943 890 12 19 943 890 13 19			
		290 245 =	Chass. K 827281-> Länderausführung: Schweden / Country Version: Sweden Kurzes Fahrerhaus / Short cab	(71) (59)	942 890 04 19 942 890 15 19 943 890 24 19				
		290 257 = 	Chass. K 827281-> Kurzes Fahrerhaus / Short cab	(59)	942 890 38 19 942 890 39 19 943 890 12 19 943 890 13 19				
		290 246 =	Kurzes Fahrerhaus / Short cab	(59)	942 890 11 19 942 890 35 19 943 890 05 19 943 890 23 19				
		312 651 = 	Kurzes Fahrerhaus / Short cab	(59)	943 890 46 19 943 890 49 19				
		290 247 = 	Kurzes Fahrerhaus / Short cab	(59)	942 890 36 19 943 890 10 19 943 890 11 19 943 890 16 19 943 890 17 19				
		311 189 = 	01.2004-> Langes Fahrerhaus / Long cab Luftfeder: Beinhaltet Stoßdämpfer und Luftfederbalg / Pneumatic spring: contains shock absorber and air suspension bellow	(60) (63)	942 890 60 19 943 890 39 19				
		290 247 =	Chass. K 827281-> Langes Fahrerhaus / Long cab	(60)	942 890 36 19 943 890 10 19 943 890 11 19 943 890 16 19 943 890 17 19				
		105 423 =	Langes Fahrerhaus / Long cab	(60)	942 890 23 19 942 890 31 19 943 890 08 19 943 890 09 19 943 890 14 19 943 890 15 19				
		290 245 =	Langes Fahrerhaus / Long cab	(60)	942 890 04 19 942 890 15 19 943 890 24 19				
		290 257 = 	Langes Fahrerhaus / Long cab	(60)	942 890 38 19 942 890 39 19 943 890 12 19 943 890 13 19				
		131 275 = 	Langes Fahrerhaus / Long cab	(60)	942 890 47 19				
		290 995 = 	Langes Fahrerhaus / Long cab	(60)	375 890 05 19 940 890 39 19 940 890 41 19 958 317 21 03				

Achtung: Unsere Artikel sind nur als Ersatz für die angegebenen OE-Nummern gültig. In der Spalte "Ref." ist lediglich ein Teil der OE-Nummern aufgeführt. Die vollständige Auflistung aller Vergleichsnummern finden Sie im Anhang.
Attention: The articles are only valid as replacement for the listed OE-numbers. In the column "Ref." only a selection of OE-No. is given. The complete listing you can see in the appendix. (151)

		Baumuster Model						Ref.
--	---	--------------------	---	---	---	---	---	------


























MERCEDES-BENZ

ACTROS 3231 - 3336		06.96 -							
3331 AK, 3332 AK 3332 K	04.03 -	932.183			290 257 =HD	Chass. K 827281->		942 890 38 19	
	04.03 -	932.163 932.161/162 932.182			312 651 =♂			942 890 39 19 943 890 12 19 943 890 13 19	
								943 890 46 19 943 890 49 19	

Achtung: Unsere Artikel sind nur als Ersatz für die angegebenen OE-Nummern gültig. In der Spalte "Ref." ist lediglich ein Teil der OE-Nummern aufgeführt. Die vollständige Auflistung aller Vergleichsnummern finden Sie im Anhang.
 Attention: The articles are only valid as replacement for the listed OE-numbers. In the column "Ref." only a selection of OE-No. is given. The complete listing you can see in the appendix. (151)

		Baumuster Model						Ref.
--	---	--------------------	---	---	---	---	---	------




MERCEDES-BENZ




















ACTROS 3231 - 3336		06.96 -							
3331 S, 3332 S 3336 S	04.03 - 04.03 -	934.161			290 248 =	Kurzes Fahrerhaus / Short cab	(59)	942 890 55 19 943 890 01 19	
					290 250 =	Langes Fahrerhaus / Long cab	(60)	942 890 54 19 943 890 03 19	
					311 663 = 	01.2004-> Langes Fahrerhaus / Long cab Luftfeder: Beinhaltet Stoßdämpfer und Luftfederbalg / Pneumatic spring: contains shock absorber and air suspension bellow	(60) (63)	942 890 59 19 943 890 38 19	
					290 249 =			942 890 56 19 943 890 02 19	
					290 268 =			942 890 05 19 958 317 07 03	
						290 257 = 	Chass. K 827281-> Kurzes Fahrerhaus / Short cab	(59)	942 890 38 19 942 890 39 19 943 890 12 19 943 890 13 19
						290 246 =	Kurzes Fahrerhaus / Short cab	(59)	942 890 11 19 942 890 35 19 943 890 05 19 943 890 23 19
						290 247 = 	Kurzes Fahrerhaus / Short cab	(59)	942 890 36 19 943 890 10 19 943 890 11 19 943 890 16 19 943 890 17 19
						290 257 =	->Chass. K 827280 Langes Fahrerhaus / Long cab	(60)	942 890 38 19 942 890 39 19 943 890 12 19 943 890 13 19
						290 247 =	Chass. K 827281-> Langes Fahrerhaus / Long cab	(60)	942 890 36 19 943 890 10 19 943 890 11 19 943 890 16 19 943 890 17 19
					311 664	Langes Fahrerhaus / Long cab Luftfeder: Beinhaltet Stoßdämpfer und Luftfederbalg / Pneumatic spring: contains shock absorber and air suspension bellow	(60) (63)	942 890 61 19	
					105 423 =	Langes Fahrerhaus / Long cab	(60)	942 890 23 19 942 890 31 19 943 890 08 19 943 890 09 19 943 890 14 19 943 890 15 19	
					290 245 =	Langes Fahrerhaus / Long cab	(60)	942 890 04 19 942 890 15 19 943 890 24 19	
					290 257 = 	Langes Fahrerhaus / Long cab	(60)	942 890 38 19 942 890 39 19 943 890 12 19 943 890 13 19	
					131 275 	Langes Fahrerhaus / Long cab	(60)	942 890 47 19	
				290 995 	Langes Fahrerhaus / Long cab	(60)	375 890 05 19 940 890 39 19 940 890 41 19 958 317 21 03		
				311 189 = 	01.2004-> Langes Fahrerhaus / Long cab Luftfeder: Beinhaltet Stoßdämpfer und Luftfederbalg / Pneumatic spring: contains shock absorber and air suspension bellow	(60) (63)	942 890 60 19 943 890 39 19		
				290 245 =	Chass. K 827281-> Länderausführung: Schweden / Country Version: Sweden Kurzes Fahrerhaus / Short cab	(71) (59)	942 890 04 19 942 890 15 19 943 890 24 19		

Achtung: Unsere Artikel sind nur als Ersatz für die angegebenen OE-Nummern gültig. In der Spalte "Ref." ist lediglich ein Teil der OE-Nummern aufgeführt. Die vollständige Auflistung aller Vergleichsnummern finden Sie im Anhang.
Attention: The articles are only valid as replacement for the listed OE-numbers. In the column "Ref." only a selection of OE-No. is given. The complete listing you can see in the appendix. (151)

		Baumuster Model						Ref.
--	---	--------------------	---	---	---	---	---	------

MERCEDES-BENZ

ACTROS 3231 - 3336		06.96 -		
3331 S, 3332 S 3336 S	04.03 - 04.03 -	934.161	  312 651 = 	943 890 46 19 943 890 49 19









































ACTROS 3340 - 3360		06.96 -					
3340	04.97 - 10.02	953.161	 	290 259 =	Chass. K 351351 - Chass. K 472725 Kurzes Fahrerhaus / Short cab	(59)	942 890 50 19
3340 A	04.97 - 10.02	950.182				Komfortausführung / Comfort model	(58)
3340 AK	04.97 - 10.02	954.182		290 258 =	Chass. K 351351 - Chass. K 472725 Langes Fahrerhaus / Long cab	(60)	942 890 49 19
3340 AS	04.97 - 10.02	953.162				Komfortausführung / Comfort model	(58)
3340 B	04.97 - 10.02	954.161		290 248 =	Kurzes Fahrerhaus / Short cab	(59)	942 890 55 19
3340 K	04.97 - 10.02	952.183					
3340 S	04.97 - 10.02	950.162/163		290 250 =	Langes Fahrerhaus / Long cab	(60)	942 890 54 19
3343	04.97 - 10.02	953.163					
3343 AK	04.97 - 10.02	950.183		311 663 = 	Luftfeder: Beinhaltet Stoßdämpfer und Luftfederbalg / Pneumatic spring: contains shock absorber and air suspension bellow	(63)	942 890 59 19
3343 AS	04.97 - 10.02	952.182					
3343 K	04.97 - 10.02	952.163		290 247 =	Kurzes Fahrerhaus / Short cab	(59)	942 890 36 19
3343 S	04.97 - 10.02	952.161					
3346	04.97 - 10.02						943 890 11 19
3348	04.97 - 10.02						
3348 AK	04.97 - 10.02						943 890 16 19
3348 AS	04.97 - 10.02						
3348 K	04.97 - 10.02			290 246 =	Kurzes Fahrerhaus / Short cab	(59)	942 890 11 19
3348 S	04.97 - 10.02						
3353	04.97 - 10.02						943 890 05 19
3353 AS	04.97 - 10.02						
3353 S	04.97 - 10.02			290 257 = 	->Chass. K 827280 Langes Fahrerhaus / Long cab	(60)	942 890 38 19
3357	04.97 - 10.02						
3357 S	04.97 - 10.02						943 890 12 19
				290 245 =	Langes Fahrerhaus / Long cab	(60)	942 890 04 19
							943 890 24 19
				311 189 = 	Luftfeder: Beinhaltet Stoßdämpfer und Luftfederbalg / Pneumatic spring: contains shock absorber and air suspension bellow	(63)	942 890 60 19

Achtung: Unsere Artikel sind nur als Ersatz für die angegebenen OE-Nummern gültig. In der Spalte "Ref." ist lediglich ein Teil der OE-Nummern aufgeführt. Die vollständige Auflistung aller Vergleichsnummern finden Sie im Anhang.








Attention: The articles are only valid as replacement for the listed OE-numbers. In the column "Ref." only a selection of OE-No. is given. The complete listing you can see in the appendix. (151)

		Baumuster Model						Ref.
--	---	--------------------	---	---	---	---	---	------



MERCEDES-BENZ

ACTROS 3340 - 3360		06.96 -								
3341	04.03 -	930.162-163				290 248 =	Kurzes Fahrerhaus / Short cab	(59)	942 890 55 19 943 890 01 19	
						311 663 = 	Langes Fahrerhaus / Long cab Luftfeder: Beinhaltet Stoßdämpfer und Luftfederbalg / Pneumatic spring: contains shock absorber and air suspension below	(60) (63)	942 890 59 19 943 890 38 19	
						290 249 =	Fahrerhaus mittellang / Cab medium length	(18)	942 890 56 19 943 890 02 19	
						290 250 =			942 890 54 19 943 890 03 19	
						290 268 =			942 890 05 19 958 317 07 03	
							290 247 =	Kurzes Fahrerhaus / Short cab	(59)	942 890 36 19 943 890 10 19 943 890 11 19 943 890 16 19 943 890 17 19
							290 246 =	Kurzes Fahrerhaus / Short cab Fahrerhaus mittellang / Cab medium length	(59) (18)	942 890 11 19 942 890 35 19 943 890 05 19 943 890 23 19
							312 651 = 	Fahrerhaus mittellang / Cab medium length Kurzes Fahrerhaus / Short cab	(18) (59)	943 890 46 19 943 890 49 19
							312 649 = 	Kurzes Fahrerhaus / Short cab Fahrerhaus mittellang / Cab medium length	(59) (18)	943 890 50 19
						290 257 =	->Chass. K 827280 Langes Fahrerhaus / Long cab	(60)	942 890 38 19 942 890 39 19 943 890 12 19 943 890 13 19	
						311 664	Langes Fahrerhaus / Long cab Luftfeder: Beinhaltet Stoßdämpfer und Luftfederbalg / Pneumatic spring: contains shock absorber and air suspension below	(60) (63)	942 890 61 19	
						105 423 =	Langes Fahrerhaus / Long cab	(60)	942 890 23 19 942 890 31 19 943 890 08 19 943 890 09 19 943 890 14 19 943 890 15 19	
						312 645 =	Langes Fahrerhaus / Long cab	(60)	943 890 29 19 943 890 30 19	
						312 646 =	Langes Fahrerhaus / Long cab	(60)	943 890 33 19 943 890 34 19	
						312 647 =	Langes Fahrerhaus / Long cab	(60)	943 890 31 19 943 890 32 19	
						312 648 =	Langes Fahrerhaus / Long cab	(60)	943 890 35 19	
						290 245 =	Langes Fahrerhaus / Long cab	(60)	942 890 04 19 942 890 15 19 943 890 24 19	
							290 257 = HD	Langes Fahrerhaus / Long cab	(60)	942 890 38 19 942 890 39 19 943 890 12 19 943 890 13 19
							131 275 = 	Langes Fahrerhaus / Long cab	(60)	942 890 47 19
						290 995 = 	Langes Fahrerhaus / Long cab	(60)	375 890 05 19 940 890 39 19 940 890 41 19 958 317 21 03	
					290 257 = HD	Chass. K 827281-> Fahrerhaus mittellang / Cab medium length Kurzes Fahrerhaus / Short cab	(18) (59)	942 890 38 19 942 890 39 19 943 890 12 19 943 890 13 19		

Achtung: Unsere Artikel sind nur als Ersatz für die angegebenen OE-Nummern gültig. In der Spalte "Ref." ist lediglich ein Teil der OE-Nummern aufgeführt. Die vollständige Auflistung aller Vergleichsnummern finden Sie im Anhang.
Attention: The articles are only valid as replacement for the listed OE-numbers. In the column "Ref." only a selection of OE-No. is given. The complete listing you can see in the appendix. (151)

		Baumuster Model						Ref.
--	---	--------------------	---	---	---	---	---	------














































MERCEDES-BENZ

ACTROS 3340 - 3360		06.96 -						
3341	04.03 -	930.162-163		$\frac{\circ}{\wedge}$	290 245 =	Chass. K827281-> Länderausführung: Schweden / Country Version: Sweden Kurzes Fahrerhaus / Short cab	(71) (59)	942 890 04 19 942 890 15 19 943 890 24 19
				$\frac{\circ}{\circ}$	290 247 =	Chass. K827281-> Langes Fahrerhaus / Long cab	(60)	942 890 36 19 943 890 10 19 943 890 11 19 943 890 16 19 943 890 17 19
				$\frac{\circ}{\circ}$	311 189 = 	Chass. K894001-> Langes Fahrerhaus / Long cab Luftfeder: Beinhaltet Stoßdämpfer und Luftfederbalg / Pneumatic spring: contains shock absorber and air suspension bellow	(60) (63)	942 890 60 19 943 890 39 19








Achtung: Unsere Artikel sind nur als Ersatz für die angegebenen OE-Nummern gültig. In der Spalte "Ref." ist lediglich ein Teil der OE-Nummern aufgeführt. Die vollständige Auflistung aller Vergleichsnummern finden Sie im Anhang.
 Attention: The articles are only valid as replacement for the listed OE-numbers. In the column "Ref." only a selection of OE-No. is given. The complete listing you can see in the appendix. (151)

		Baumuster Model						Ref.
--	---	--------------------	---	---	---	---	---	------




MERCEDES-BENZ

ACTROS 3340 - 3360		06.96 -									
3341 A	04.03 -	930.182-183			290 248 =	Kurzes Fahrerhaus / Short cab	(59)	942 890 55 19 943 890 01 19			
3344 A	04.03 -				311 663 = 	Chass. K894001-> Langes Fahrerhaus / Long cab	(60)	942 890 59 19 943 890 38 19			
3346 A	04.03 -				Luftfeder: Beinhaltet Stoßdämpfer und Luftfederbalg / Pneumatic spring: contains shock absorber and air suspension bellow		290 249 =	Fahrerhaus mittellang / Cab medium length	(18)	942 890 56 19 943 890 02 19	
3348 A	04.03 -							290 250 =			942 890 54 19 943 890 03 19
								290 268 =			942 890 05 19 958 317 07 03
						290 257 =	->Chass. K 827280 Langes Fahrerhaus / Long cab	(60)	942 890 38 19 942 890 39 19 943 890 12 19 943 890 13 19		
						290 247 =	Kurzes Fahrerhaus / Short cab	(59)	942 890 36 19 943 890 10 19 943 890 11 19 943 890 16 19 943 890 17 19		
						290 246 =	Kurzes Fahrerhaus / Short cab Fahrerhaus mittellang / Cab medium length	(59) (18)	942 890 11 19 942 890 35 19 943 890 05 19 943 890 23 19		
						312 651 = 	Fahrerhaus mittellang / Cab medium length	(18)	943 890 46 19 943 890 49 19		
						312 649 = 	Kurzes Fahrerhaus / Short cab Fahrerhaus mittellang / Cab medium length	(59) (18)	943 890 50 19		
						290 247 =	Chass. K827281-> Langes Fahrerhaus / Long cab	(60)	942 890 36 19 943 890 10 19 943 890 11 19 943 890 16 19 943 890 17 19		
						311 664	Langes Fahrerhaus / Long cab Luftfeder: Beinhaltet Stoßdämpfer und Luftfederbalg / Pneumatic spring: contains shock absorber and air suspension bellow	(60) (63)	942 890 61 19		
						105 423 =	Langes Fahrerhaus / Long cab	(60)	942 890 23 19 942 890 31 19 943 890 08 19 943 890 09 19 943 890 14 19 943 890 15 19		
						312 645 =	Langes Fahrerhaus / Long cab	(60)	943 890 29 19 943 890 30 19		
						312 646 =	Langes Fahrerhaus / Long cab	(60)	943 890 33 19 943 890 34 19		
						312 647 =	Langes Fahrerhaus / Long cab	(60)	943 890 31 19 943 890 32 19		
						312 648 =	Langes Fahrerhaus / Long cab	(60)	943 890 35 19		
						290 245 =	Langes Fahrerhaus / Long cab	(60)	942 890 04 19 942 890 15 19 943 890 24 19		
						290 257 = 	Langes Fahrerhaus / Long cab	(60)	942 890 38 19 942 890 39 19 943 890 12 19 943 890 13 19		
						131 275 = 	Langes Fahrerhaus / Long cab	(60)	942 890 47 19		
				290 995 = 	Langes Fahrerhaus / Long cab	(60)	375 890 05 19 940 890 39 19 940 890 41 19 958 317 21 03				








Achtung: Unsere Artikel sind nur als Ersatz für die angegebenen OE-Nummern gültig. In der Spalte "Ref." ist lediglich ein Teil der OE-Nummern aufgeführt. Die vollständige Auflistung aller Vergleichsnummern finden Sie im Anhang.
Attention: The articles are only valid as replacement for the listed OE-numbers. In the column "Ref." only a selection of OE-No. is given. The complete listing you can see in the appendix. (151)

		Baumuster Model						Ref.
--	---	--------------------	---	---	---	---	---	------




























MERCEDES-BENZ

ACTROS 3340 - 3360		06.96 -							
3341 A	04.03 -	930.182-183			290 257 =HD	Chass. K 827281-> Fahrerhaus mittellang / Cab medium length	(18)	942 890 38 19	
3344 A	04.03 -							942 890 39 19	
3346 A	04.03 -							943 890 12 19	
3348 A	04.03 -							943 890 13 19	
					290 245 =	Chass. K827281-> Länderausführung: Schweden / Country Version: Sweden	(71)	942 890 04 19	
						Kurzes Fahrerhaus / Short cab	(59)	942 890 15 19	
							(59)	943 890 24 19	








Achtung: Unsere Artikel sind nur als Ersatz für die angegebenen OE-Nummern gültig. In der Spalte "Ref." ist lediglich ein Teil der OE-Nummern aufgeführt. Die vollständige Auflistung aller Vergleichsnummern finden Sie im Anhang.
 Attention: The articles are only valid as replacement for the listed OE-numbers. In the column "Ref." only a selection of OE-No. is given. The complete listing you can see in the appendix. (151)

		Baumuster Model						Ref.
--	---	--------------------	---	---	---	---	---	------




MERCEDES-BENZ

ACTROS 3340 - 3360		06.96 -								
3341 S	04.03 -	934.161			290 248 =	Kurzes Fahrerhaus / Short cab	(59)	942 890 55 19 943 890 01 19		
3344 S	04.03 -				311 663 = 	01.2004-> Langes Fahrerhaus / Long cab	(60)	942 890 59 19		
3346 S	04.03 -				Luftfeder: Beinhaltet Stoßdämpfer und Luftfederbalg / Pneumatic spring: contains shock absorber and air suspension bellow	(63)	943 890 38 19			
3348 S	04.03 -					(60)	942 890 54 19 943 890 03 19			
3351 S	04.03 -					(60)	942 890 56 19 943 890 02 19			
					290 250 =	Langes Fahrerhaus / Long cab	(60)	942 890 05 19 958 317 07 03		
					290 249 =			942 890 38 19		
					290 257 =	->Chass. K 827280 Langes Fahrerhaus / Long cab	(60)	942 890 39 19 943 890 12 19 943 890 13 19		
					290 246 =	Kurzes Fahrerhaus / Short cab	(59)	942 890 11 19 942 890 35 19 943 890 05 19 943 890 23 19		
					290 247 = 	Kurzes Fahrerhaus / Short cab	(59)	942 890 36 19 943 890 10 19 943 890 11 19 943 890 16 19 943 890 17 19		
					311 189 = 	01.2004-> Langes Fahrerhaus / Long cab	(60)	942 890 60 19		
					Luftfeder: Beinhaltet Stoßdämpfer und Luftfederbalg / Pneumatic spring: contains shock absorber and air suspension bellow	(63)	943 890 39 19			
							290 247 =	Chass. K 827281-> Langes Fahrerhaus / Long cab	(60)	942 890 36 19 943 890 10 19 943 890 11 19 943 890 16 19 943 890 17 19
							311 664	Langes Fahrerhaus / Long cab	(60)	942 890 61 19
					Luftfeder: Beinhaltet Stoßdämpfer und Luftfederbalg / Pneumatic spring: contains shock absorber and air suspension bellow	(63)				
			105 423 =			Langes Fahrerhaus / Long cab	(60)	942 890 23 19 942 890 31 19 943 890 08 19 943 890 09 19 943 890 14 19 943 890 15 19		
			290 245 =			Langes Fahrerhaus / Long cab	(60)	942 890 04 19 942 890 15 19 943 890 24 19		
			290 257 = 	Langes Fahrerhaus / Long cab	(60)	942 890 38 19 942 890 39 19 943 890 12 19 943 890 13 19				
			131 275 = 	Langes Fahrerhaus / Long cab	(60)	942 890 47 19				
				290 995 = 	Langes Fahrerhaus / Long cab	(60)	375 890 05 19 940 890 39 19 940 890 41 19 958 317 21 03			
			290 245 =		Chass. K 827281-> Länderausführung: Schweden / Country Version: Sweden Kurzes Fahrerhaus / Short cab	(71) (59)	942 890 04 19 942 890 15 19 943 890 24 19			
			290 257 = 	Chass. K 827281-> Kurzes Fahrerhaus / Short cab	(59)	942 890 38 19 942 890 39 19 943 890 12 19 943 890 13 19				

Achtung: Unsere Artikel sind nur als Ersatz für die angegebenen OE-Nummern gültig. In der Spalte "Ref." ist lediglich ein Teil der OE-Nummern aufgeführt. Die vollständige Auflistung aller Vergleichsnummern finden Sie im Anhang.
Attention: The articles are only valid as replacement for the listed OE-numbers. In the column "Ref." only a selection of OE-No. is given. The complete listing you can see in the appendix. (151)

		Baumuster Model						Ref.
--	---	--------------------	---	---	---	---	---	------























MERCEDES-BENZ

ACTROS 3340 - 3360		06.96 -						
3341 S	04.03 -	934.161			312 651			943 890 46 19
3344 S	04.03 -							943 890 49 19
3346 S	04.03 -							
3348 S	04.03 -							
3351 S	04.03 -							








Achtung: Unsere Artikel sind nur als Ersatz für die angegebenen OE-Nummern gültig. In der Spalte "Ref." ist lediglich ein Teil der OE-Nummern aufgeführt. Die vollständige Auflistung aller Vergleichsnummern finden Sie im Anhang.
 Attention: The articles are only valid as replacement for the listed OE-numbers. In the column "Ref." only a selection of OE-No. is given. The complete listing you can see in the appendix. (151)

		Baumuster Model						Ref.
--	---	--------------------	---	---	---	---	---	------





MERCEDES-BENZ

ACTROS 3340 - 3360		06.96 -							
3344 3346 3348 3350, 3351 3354, 3355	04.03 - 04.03 - 04.03 - 04.03 - 04.03 -	930.162-163			290 248 =	Kurzes Fahrerhaus / Short cab	(59)	942 890 55 19 943 890 01 19	
					311 663 = 	Chass. K894001-> Langes Fahrerhaus / Long cab Luftfeder: Beinhaltet Stoßdämpfer und Luftfederbalg / Pneumatic spring: contains shock absorber and air suspension bellow	(60) (63)	942 890 59 19 943 890 38 19	
					290 249 =	Fahrerhaus mittellang / Cab medium length	(18)	942 890 56 19 943 890 02 19	
					290 250 =			942 890 54 19 943 890 03 19	
					290 268 =			942 890 05 19 958 317 07 03	
						290 247 =	Kurzes Fahrerhaus / Short cab	(59)	942 890 36 19 943 890 10 19 943 890 11 19 943 890 16 19 943 890 17 19
						290 246 =	Kurzes Fahrerhaus / Short cab Fahrerhaus mittellang / Cab medium length	(59) (18)	942 890 11 19 942 890 35 19 943 890 05 19 943 890 23 19
						312 651 = 	Fahrerhaus mittellang / Cab medium length Kurzes Fahrerhaus / Short cab	(18) (59)	943 890 46 19 943 890 49 19
						312 649 = 	Kurzes Fahrerhaus / Short cab Fahrerhaus mittellang / Cab medium length	(59) (18)	943 890 50 19
						290 257 =	->Chass. K 827280 Langes Fahrerhaus / Long cab	(60)	942 890 38 19 942 890 39 19 943 890 12 19 943 890 13 19
						311 189 = 	Chass. K894001-> Langes Fahrerhaus / Long cab Luftfeder: Beinhaltet Stoßdämpfer und Luftfederbalg / Pneumatic spring: contains shock absorber and air suspension bellow	(60) (63)	942 890 60 19 943 890 39 19
						311 664	Langes Fahrerhaus / Long cab Luftfeder: Beinhaltet Stoßdämpfer und Luftfederbalg / Pneumatic spring: contains shock absorber and air suspension bellow	(60) (63)	942 890 61 19
					105 423 =	Langes Fahrerhaus / Long cab	(60)	942 890 23 19 942 890 31 19 943 890 08 19 943 890 09 19 943 890 14 19 943 890 15 19	
					312 645 =	Langes Fahrerhaus / Long cab	(60)	943 890 29 19 943 890 30 19	
					312 646 =	Langes Fahrerhaus / Long cab	(60)	943 890 33 19 943 890 34 19	
					312 647 =	Langes Fahrerhaus / Long cab	(60)	943 890 31 19 943 890 32 19	
					312 648 =	Langes Fahrerhaus / Long cab	(60)	943 890 35 19	
				290 245 =	Langes Fahrerhaus / Long cab	(60)	942 890 04 19 942 890 15 19 943 890 24 19		
				290 257 = HD	Langes Fahrerhaus / Long cab	(60)	942 890 38 19 942 890 39 19 943 890 12 19 943 890 13 19		
				131 275 = 	Langes Fahrerhaus / Long cab	(60)	942 890 47 19		
				290 995 = 	Langes Fahrerhaus / Long cab	(60)	375 890 05 19 940 890 39 19 940 890 41 19 958 317 21 03		

Achtung: Unsere Artikel sind nur als Ersatz für die angegebenen OE-Nummern gültig. In der Spalte "Ref." ist lediglich ein Teil der OE-Nummern aufgeführt. Die vollständige Auflistung aller Vergleichsnummern finden Sie im Anhang.
Attention: The articles are only valid as replacement for the listed OE-numbers. In the column "Ref." only a selection of OE-No. is given. The complete listing you can see in the appendix. (151)

		Baumuster Model						Ref.
--	---	--------------------	---	---	---	---	---	------




































MERCEDES-BENZ

ACTROS 3340 - 3360		06.96 -						
3344	04.03 -	930.162-163			290 257 =HD	Chass. K 827281-> Fahrerhaus mittellang / Cab medium length	(18)	942 890 38 19
3346	04.03 -							942 890 39 19
3348	04.03 -							943 890 12 19
3350, 3351	04.03 -							943 890 13 19
3354, 3355	04.03 -				290 245 =	Chass. K827281-> Länderausführung: Schweden / Country Version: Sweden	(71)	942 890 04 19
						Kurzes Fahrerhaus / Short cab	(59)	942 890 15 19
								943 890 24 19
					290 247 =	Chass. K827281-> Langes Fahrerhaus / Long cab	(60)	942 890 36 19
								943 890 10 19
								943 890 11 19
								943 890 16 19
								943 890 17 19

Achtung: Unsere Artikel sind nur als Ersatz für die angegebenen OE-Nummern gültig. In der Spalte "Ref." ist lediglich ein Teil der OE-Nummern aufgeführt. Die vollständige Auflistung aller Vergleichsnummern finden Sie im Anhang.
 Attention: The articles are only valid as replacement for the listed OE-numbers. In the column "Ref." only a selection of OE-No. is given. The complete listing you can see in the appendix. (151)

		Baumuster Model						Ref.
--	---	--------------------	---	---	---	---	---	------

















MERCEDES-BENZ

ACTROS 3340 - 3360		06.96 -							
3360	04.03 -	930.162				290 248 =	Kurzes Fahrerhaus / Short cab	(59) 942 890 55 19 943 890 01 19	
						311 663 = 	Chass. K894001-> Langes Fahrerhaus / Long cab Luftfeder: Beinhaltet Stoßdämpfer und Luftfederbalg / Pneumatic spring: contains shock absorber and air suspension bellow	(60) 942 890 59 19 (63) 943 890 38 19	
						290 249 =	Fahrerhaus mittellang / Cab medium length	(18) 942 890 56 19 943 890 02 19	
						290 250 =		942 890 54 19 943 890 03 19	
						290 268 =		942 890 05 19 958 317 07 03	
							290 257 = 	Chass. K 827281-> Fahrerhaus mittellang / Cab medium length Kurzes Fahrerhaus / Short cab	(18) 942 890 38 19 942 890 39 19 (59) 943 890 12 19 943 890 13 19
							290 247 =	Kurzes Fahrerhaus / Short cab	(59) 942 890 36 19 943 890 10 19 943 890 11 19 943 890 16 19 943 890 17 19
							290 246 =	Kurzes Fahrerhaus / Short cab Fahrerhaus mittellang / Cab medium length	(59) 942 890 11 19 (18) 942 890 35 19 943 890 05 19 943 890 23 19
							312 651 = 	Fahrerhaus mittellang / Cab medium length Kurzes Fahrerhaus / Short cab	(18) 943 890 46 19 (59) 943 890 49 19
							312 649 = 	Kurzes Fahrerhaus / Short cab Fahrerhaus mittellang / Cab medium length	(59) 943 890 50 19 (18)
							290 257 =	->Chass. K 827280 Langes Fahrerhaus / Long cab	(60) 942 890 38 19 942 890 39 19 943 890 12 19 943 890 13 19
							311 664	Langes Fahrerhaus / Long cab Luftfeder: Beinhaltet Stoßdämpfer und Luftfederbalg / Pneumatic spring: contains shock absorber and air suspension bellow	(60) 942 890 61 19 (63)
						105 423 =	Langes Fahrerhaus / Long cab	(60) 942 890 23 19 942 890 31 19 943 890 08 19 943 890 09 19 943 890 14 19 943 890 15 19	
						312 645 =	Langes Fahrerhaus / Long cab	(60) 943 890 29 19 943 890 30 19	
						312 646 =	Langes Fahrerhaus / Long cab	(60) 943 890 33 19 943 890 34 19	
						312 647 =	Langes Fahrerhaus / Long cab	(60) 943 890 31 19 943 890 32 19	
						312 648 =	Langes Fahrerhaus / Long cab	(60) 943 890 35 19	
					290 245 =	Langes Fahrerhaus / Long cab	(60) 942 890 04 19 942 890 15 19 943 890 24 19		
					290 257 = 	Langes Fahrerhaus / Long cab	(60) 942 890 38 19 942 890 39 19 943 890 12 19 943 890 13 19		
					131 275 = 	Langes Fahrerhaus / Long cab	(60) 942 890 47 19		
					290 995 = 	Langes Fahrerhaus / Long cab	(60) 375 890 05 19 940 890 39 19 940 890 41 19 958 317 21 03		

Achtung: Unsere Artikel sind nur als Ersatz für die angegebenen OE-Nummern gültig. In der Spalte "Ref." ist lediglich ein Teil der OE-Nummern aufgeführt. Die vollständige Auflistung aller Vergleichsnummern finden Sie im Anhang.
 Attention: The articles are only valid as replacement for the listed OE-numbers. In the column "Ref." only a selection of OE-No. is given. The complete listing you can see in the appendix. (151)

		Baumuster Model						Ref.
--	---	--------------------	---	---	---	---	---	------






MERCEDES-BENZ

ACTROS 3340 - 3360		06.96 -						
3360	04.03 -	930.162			290 245 =	Chass. K827281-> Länderausführung: Schweden / Country Version: Sweden Kurzes Fahrerhaus / Short cab	(71) (59)	942 890 04 19 942 890 15 19 943 890 24 19
					290 247 =	Chass. K827281-> Langes Fahrerhaus / Long cab	(60)	942 890 36 19 943 890 10 19 943 890 11 19 943 890 16 19 943 890 17 19
					311 189 = 	Chass. K894001-> Langes Fahrerhaus / Long cab Luftfeder: Beinhaltet Stoßdämpfer und Luftfederbalg / Pneumatic spring: contains shock absorber and air suspension bellows	(60) (63)	942 890 60 19 943 890 39 19
ACTROS 4140 - 4160		06.96 -						
4140		932.314 932.325 932.336 932.317 932.315			290 259 =	Chass. K 351351 - Chass. K 472725 Kurzes Fahrerhaus / Short cab Komfortausführung / Comfort model	(59) (58)	942 890 50 19 942 890 51 19
					290 248 =	Kurzes Fahrerhaus / Short cab	(59)	942 890 55 19 943 890 01 19
					290 258 =	Chass. K 351351 - Chass. K 472725 Langes Fahrerhaus / Long cab Komfortausführung / Comfort model	(60) (58)	942 890 49 19
					290 250 =	Langes Fahrerhaus / Long cab	(60)	942 890 54 19 943 890 03 19
					290 257 = 	->Chass. K 827280 Langes Fahrerhaus / Long cab	(60)	942 890 38 19 942 890 39 19 943 890 12 19 943 890 13 19
					290 247 =	Kurzes Fahrerhaus / Short cab	(59)	942 890 36 19 943 890 10 19 943 890 11 19 943 890 16 19 943 890 17 19
					290 246 =	Kurzes Fahrerhaus / Short cab	(59)	942 890 11 19 942 890 35 19 943 890 05 19 943 890 23 19
					290 245 =	Langes Fahrerhaus / Long cab	(60)	942 890 04 19 942 890 15 19 943 890 24 19

Achtung: Unsere Artikel sind nur als Ersatz für die angegebenen OE-Nummern gültig. In der Spalte "Ref." ist lediglich ein Teil der OE-Nummern aufgeführt. Die vollständige Auflistung aller Vergleichsnummern finden Sie im Anhang.
 Attention: The articles are only valid as replacement for the listed OE-numbers. In the column "Ref." only a selection of OE-No. is given. The complete listing you can see in the appendix. (151)

		Baumuster Model						Ref.
--	---	--------------------	---	---	---	---	---	------

























MERCEDES-BENZ

ACTROS 4140 - 4160		06.96 -							
4140 AK, 290 kW	04.97 - 10.02	952.314/315		$\frac{\circ}{\circ}$	290 259 =	Chass. K 351351 - Chass. K 472725 Kurzes Fahrerhaus / Short cab Komfortausführung / Comfort model	(59) (58)	942 890 50 19 942 890 51 19	
4140 B	04.97 - 10.02	952.336		$\frac{\circ}{\circ}$	290 248 =	Kurzes Fahrerhaus / Short cab	(59)	942 890 55 19 943 890 01 19	
4140 K, 290 kW, 8x4/4	04.97 - 10.02	953.317		$\frac{\circ}{\circ}$	290 258 =	Chass. K 351351 - Chass. K 472725 Langes Fahrerhaus / Long cab Komfortausführung / Comfort model	(60) (58)	942 890 49 19	
4140 K, 290 kW, 8x6/4	04.97 - 10.02	953.314		$\frac{\circ}{\circ}$	290 250 =	Langes Fahrerhaus / Long cab	(60)	942 890 54 19 943 890 03 19	
4143 AK	04.97 - 10.02	952.325		$\frac{\circ}{\circ}$	311 663 = 	Luftfeder: Beinhaltet Stoßdämpfer und Luftfederbalg / Pneumatic spring: contains shock absorber and air suspension bellow	(63)	942 890 59 19 943 890 38 19	
4143 K, 8x4/4	04.97 - 10.02	952.317			$\frac{\circ}{\circ}$	290 247 =	Kurzes Fahrerhaus / Short cab	(59)	942 890 36 19 943 890 10 19 943 890 11 19 943 890 16 19 943 890 17 19
4143 K, 8x6/4	04.97 - 10.02				$\frac{\circ}{\wedge}$	290 246 =	Kurzes Fahrerhaus / Short cab	(59)	942 890 11 19 942 890 35 19 943 890 05 19 943 890 23 19
4148 AK	04.97 - 10.02				$\frac{\circ}{\wedge}$	290 257 = 	->Chass. K 827280 Langes Fahrerhaus / Long cab	(60)	942 890 38 19 942 890 39 19 943 890 12 19 943 890 13 19
4148 K, 8x4/4	04.97 - 10.02				$\frac{\circ}{\wedge}$	290 245 =	Langes Fahrerhaus / Long cab	(60)	942 890 04 19 942 890 15 19 943 890 24 19
4148 K, 8x6/4	04.97 - 10.02				$\frac{\circ}{\circ}$	311 189 = 	Luftfeder: Beinhaltet Stoßdämpfer und Luftfederbalg / Pneumatic spring: contains shock absorber and air suspension bellow	(63)	942 890 60 19 943 890 39 19

Achtung: Unsere Artikel sind nur als Ersatz für die angegebenen OE-Nummern gültig. In der Spalte "Ref." ist lediglich ein Teil der OE-Nummern aufgeführt. Die vollständige Auflistung aller Vergleichsnummern finden Sie im Anhang.
Attention: The articles are only valid as replacement for the listed OE-numbers. In the column "Ref." only a selection of OE-No. is given. The complete listing you can see in the appendix. (151)








		Baumuster Model						Ref.
--	--	--------------------	---	---	---	--	---	------

MERCEDES-BENZ




ACTROS 4140 - 4160		06.96 -							
4140 AK, 290-300 kW 4140 K, 290-300 kW, 8x6/4	04.03 -	932.325			290 248 =	Kurzes Fahrerhaus / Short cab Komfortausführung / Comfort model	(59) (58)	942 890 55 19 943 890 01 19	
	04.03 -	932.336			311 663 = 	01.2004-> Langes Fahrerhaus / Long cab Luftfeder: Beinhaltet Stoßdämpfer und Luftfederbalg / Pneumatic spring: contains shock absorber and air suspension bellow	(60) (63)	942 890 59 19 943 890 38 19	
					290 250 =	Langes Fahrerhaus / Long cab	(60)	942 890 54 19 943 890 03 19	
					290 249 =	Komfortausführung / Comfort model Fahrerhaus mittellang / Cab medium length	(58) (18)	942 890 56 19 943 890 02 19	
					290 268 =			942 890 05 19 958 317 07 03	
					290 245 =	Chass. K 827281-> Länderausführung: Schweden / Country Version: Sweden Kurzes Fahrerhaus / Short cab	(71) (59)	942 890 04 19 942 890 15 19 943 890 24 19	
					290 246 =	Kurzes Fahrerhaus / Short cab	(59)	942 890 11 19 942 890 35 19 943 890 05 19 943 890 23 19	
					312 651 = 	Kurzes Fahrerhaus / Short cab	(59)	943 890 46 19 943 890 49 19	
					290 247 = 	Kurzes Fahrerhaus / Short cab	(59)	942 890 36 19 943 890 10 19 943 890 11 19 943 890 16 19 943 890 17 19	
					290 257 =	->Chass. K 827280 Langes Fahrerhaus / Long cab	(60)	942 890 38 19 942 890 39 19 943 890 12 19 943 890 13 19	
					311 189 = 	01.2004-> Langes Fahrerhaus / Long cab Luftfeder: Beinhaltet Stoßdämpfer und Luftfederbalg / Pneumatic spring: contains shock absorber and air suspension bellow	(60) (63)	942 890 60 19 943 890 39 19	
					290 247 =	Chass. K 827281-> Langes Fahrerhaus / Long cab	(60)	942 890 36 19 943 890 10 19 943 890 11 19 943 890 16 19 943 890 17 19	
					105 423 =	Langes Fahrerhaus / Long cab	(60)	942 890 23 19 942 890 31 19 943 890 08 19 943 890 09 19 943 890 14 19 943 890 15 19	
					290 245 =	Langes Fahrerhaus / Long cab	(60)	942 890 04 19 942 890 15 19 943 890 24 19	
					290 257 = 	Langes Fahrerhaus / Long cab	(60)	942 890 38 19 942 890 39 19 943 890 12 19 943 890 13 19	
					290 995 = 	Langes Fahrerhaus / Long cab	(60)	375 890 05 19 940 890 39 19 940 890 41 19 958 317 21 03	
					290 257 = 	Chass. K 827281-> Kurzes Fahrerhaus / Short cab	(59)	942 890 38 19 942 890 39 19 943 890 12 19 943 890 13 19	

Achtung: Unsere Artikel sind nur als Ersatz für die angegebenen OE-Nummern gültig. In der Spalte "Ref." ist lediglich ein Teil der OE-Nummern aufgeführt. Die vollständige Auflistung aller Vergleichsnummern finden Sie im Anhang.

Attention: The articles are only valid as replacement for the listed OE-numbers. In the column "Ref." only a selection of OE-No. is given. The complete listing you can see in the appendix. (151)

		Baumuster Model						Ref.
--	---	--------------------	---	---	---	---	---	------


























MERCEDES-BENZ

ACTROS 4140 - 4160		06.96 -							
4140 AK, 290-300 kW 4140 K, 290-300 kW, 8x6/4	04.03 -	932.325			290 257 =HD	Chass. K 827281->		942 890 38 19	
	04.03 -	932.336			312 651 =♂			942 890 39 19	
								943 890 12 19	
								943 890 13 19	
								943 890 46 19	
								943 890 49 19	

Achtung: Unsere Artikel sind nur als Ersatz für die angegebenen OE-Nummern gültig. In der Spalte "Ref." ist lediglich ein Teil der OE-Nummern aufgeführt. Die vollständige Auflistung aller Vergleichsnummern finden Sie im Anhang.
 Attention: The articles are only valid as replacement for the listed OE-numbers. In the column "Ref." only a selection of OE-No. is given. The complete listing you can see in the appendix. (151)

		Baumuster Model						Ref.
--	--	--------------------	---	---	---	--	---	------

















MERCEDES-BENZ

ACTROS 4140 - 4160		06.96 -							
4140 K, 290-300 kW, 8x4/4 4144 K	04.03 - 04.03 -	932.314 932.317 932.315			290 248 =	Kurzes Fahrerhaus / Short cab Komfortausführung / Comfort model	(59) (58)	942 890 55 19 943 890 01 19	
					311 663 = 	01.2004-> Langes Fahrerhaus / Long cab Luftfeder: Beinhaltet Stoßdämpfer und Luftfederbalg / Pneumatic spring: contains shock absorber and air suspension bellow	(60) (63)	942 890 59 19 943 890 38 19	
		290 250 =	Langes Fahrerhaus / Long cab	(60)	942 890 54 19 943 890 03 19				
		290 249 =	Fahrerhaus mittellang / Cab medium length Komfortausführung / Comfort model	(18) (58)	942 890 56 19 943 890 02 19				
		290 268 =			942 890 05 19 958 317 07 03				
			290 245 =	Chass. K 827281-> Länderausführung: Schweden / Country Version: Sweden Kurzes Fahrerhaus / Short cab	(71) (59)	942 890 04 19 942 890 15 19 943 890 24 19			
			290 257 = 	Chass. K 827281-> Kurzes Fahrerhaus / Short cab	(59)	942 890 38 19 942 890 39 19 943 890 12 19 943 890 13 19			
			290 246 =	Kurzes Fahrerhaus / Short cab	(59)	942 890 11 19 942 890 35 19 943 890 05 19 943 890 23 19			
			312 651 = 	Kurzes Fahrerhaus / Short cab	(59)	943 890 46 19 943 890 49 19			
			290 247 = 	Kurzes Fahrerhaus / Short cab	(59)	942 890 36 19 943 890 10 19 943 890 11 19 943 890 16 19 943 890 17 19			
			290 257 =	->Chass. K 827280 Langes Fahrerhaus / Long cab	(60)	942 890 38 19 942 890 39 19 943 890 12 19 943 890 13 19			
			311 189 = 	01.2004-> Langes Fahrerhaus / Long cab Luftfeder: Beinhaltet Stoßdämpfer und Luftfederbalg / Pneumatic spring: contains shock absorber and air suspension bellow	(60) (63)	942 890 60 19 943 890 39 19			
			311 664	Langes Fahrerhaus / Long cab Luftfeder: Beinhaltet Stoßdämpfer und Luftfederbalg / Pneumatic spring: contains shock absorber and air suspension bellow	(60) (63)	942 890 61 19			
			105 423 =	Langes Fahrerhaus / Long cab	(60)	942 890 23 19 942 890 31 19 943 890 08 19 943 890 09 19 943 890 14 19 943 890 15 19			
			290 245 =	Langes Fahrerhaus / Long cab	(60)	942 890 04 19 942 890 15 19 943 890 24 19			
			290 257 = 	Langes Fahrerhaus / Long cab	(60)	942 890 38 19 942 890 39 19 943 890 12 19 943 890 13 19			
			290 995 = 	Langes Fahrerhaus / Long cab	(60)	375 890 05 19 940 890 39 19 940 890 41 19 958 317 21 03			

Achtung: Unsere Artikel sind nur als Ersatz für die angegebenen OE-Nummern gültig. In der Spalte "Ref." ist lediglich ein Teil der OE-Nummern aufgeführt. Die vollständige Auflistung aller Vergleichsnummern finden Sie im Anhang.
Attention: The articles are only valid as replacement for the listed OE-numbers. In the column "Ref." only a selection of OE-No. is given. The complete listing you can see in the appendix. (151)

		Baumuster Model						Ref.
--	---	--------------------	---	---	---	---	---	------

MERCEDES-BENZ
















ACTROS 4140 - 4160		06.96 -						
4140 K, 290-300 kW, 8x4/4 4144 K	04.03 -	932.314			290 247 =	Chass. K 827281-> Langes Fahrerhaus / Long cab	(60)	942 890 36 19
	04.03 -	932.317						943 890 10 19
		932.315						943 890 11 19
					290 257 =HD	Chass. K 827281->		942 890 38 19
								942 890 39 19
								943 890 12 19
								943 890 13 19
					312 651 =♂			943 890 46 19
								943 890 49 19
ATEGO (allgemein)								
1823 - 2628					280 939 =			940 890 05 19
							940 890 10 19	
					290 268 =			942 890 05 19
								958 317 07 03
ATEGO 712 - 717								
712-1528					135 281 =			970 317 06 03
								970 317 38 03
								970 317 46 03
712 712, 713	01.98 - 10.04 10.04 -	970.001-003 970.005 970.011-013 970.015 970.017			131 676			958 317 05 03
								970 317 17 03
								970 317 41 03
					131 726			958 317 06 03
								970 317 18 03
								970 317 42 03
								
								970 317 29 03
								970 317 39 03
								970 317 47 03
					135 180	Kurzes Fahrerhaus / Short cab	(59)	970 317 01 03
								970 317 30 03
								970 317 31 03
								970 317 32 03
								970 317 50 03
					135 279 =	Kurzes Fahrerhaus / Short cab	(59)	940 890 02 19
								970 317 26 03
								970 317 36 03
								970 317 44 03
					135 280 =			940 890 03 19
								970 317 27 03
								970 317 37 03
								970 317 45 03
		970.002-003 970.005 970.011-013 970.015 970.017			135 281 =LHD	Langes Fahrerhaus / Long cab	(60)	970 317 06 03
								970 317 38 03
								970 317 46 03

Achtung: Unsere Artikel sind nur als Ersatz für die angegebenen OE-Nummern gültig. In der Spalte "Ref." ist lediglich ein Teil der OE-Nummern aufgeführt. Die vollständige Auflistung aller Vergleichsnummern finden Sie im Anhang.
Attention: The articles are only valid as replacement for the listed OE-numbers. In the column "Ref." only a selection of OE-No. is given. The complete listing you can see in the appendix. (151)

		Baumuster Model						Ref.
--	---	--------------------	---	---	---	---	---	------

MERCEDES-BENZ

ATEGO 712 - 717



















714, 714L	01.98 - 10.04	970.001-003 970.005 970.011-013 970.015 970.017 970.203 970.205 970.213 970.215 970.217			131 676		958 317 05 03 970 317 17 03 970 317 41 03			
					131 726		958 317 06 03 970 317 18 03 970 317 42 03			
					311 888 =	Kurzes Fahrerhaus / Short cab	(59)	958 317 03 03 970 317 29 03 970 317 39 03 970 317 47 03		
						135 180	Kurzes Fahrerhaus / Short cab	(59)	970 317 01 03 970 317 30 03 970 317 31 03 970 317 32 03 970 317 50 03	
						135 279 =	Kurzes Fahrerhaus / Short cab	(59)	940 890 02 19 970 317 26 03 970 317 36 03 970 317 44 03	
						135 280 =			940 890 03 19 970 317 27 03 970 317 37 03 970 317 45 03	
			970.002-003 970.005 970.011-013 970.015 970.017 970.203 970.205 970.213 970.215 970.217			135 281 = ^{LHD}	Langes Fahrerhaus / Long cab	(60)	970 317 06 03 970 317 38 03 970 317 46 03	
			714 K 717 K	01.98 - 10.04 01.98 - 10.04	972.011			131 676		958 317 05 03 970 317 17 03 970 317 41 03
								131 726		958 317 06 03 970 317 18 03 970 317 42 03
		135 180				Kurzes Fahrerhaus / Short cab	(59)	970 317 01 03 970 317 30 03 970 317 31 03 970 317 32 03 970 317 50 03		
						135 279 =	Kurzes Fahrerhaus / Short cab	(59)	940 890 02 19 970 317 26 03 970 317 36 03 970 317 44 03	
						311 888 =	Kurzes Fahrerhaus / Short cab	(59)	958 317 03 03 970 317 29 03 970 317 39 03 970 317 47 03	
						135 280 =			940 890 03 19 970 317 27 03 970 317 37 03 970 317 45 03	

Achtung: Unsere Artikel sind nur als Ersatz für die angegebenen OE-Nummern gültig. In der Spalte "Ref." ist lediglich ein Teil der OE-Nummern aufgeführt. Die vollständige Auflistung aller Vergleichsnummern finden Sie im Anhang.

Attention: The articles are only valid as replacement for the listed OE-numbers. In the column "Ref." only a selection of OE-No. is given. The complete listing you can see in the appendix. (151)

		Baumuster Model						Ref.
--	---	--------------------	---	---	---	---	---	------

MERCEDES-BENZ

ATEGO 712 - 717										
715,715 L 715, 715 L, 716, 716 L	01.98 - 10.04 10.04 -	970.001-003 970.005 970.203 970.205			131 676			958 317 05 03 970 317 17 03 970 317 41 03		
					131 726			958 317 06 03 970 317 18 03 970 317 42 03		
					311 888 =	Kurzes Fahrerhaus / Short cab	(59)	958 317 03 03 970 317 29 03 970 317 39 03 970 317 47 03		
					135 180	Kurzes Fahrerhaus / Short cab	(59)	970 317 01 03 970 317 30 03 970 317 31 03 970 317 32 03 970 317 50 03		
					135 279 =	Kurzes Fahrerhaus / Short cab	(59)	940 890 02 19 970 317 26 03 970 317 36 03 970 317 44 03		
				135 280 =			940 890 03 19 970 317 27 03 970 317 37 03 970 317 45 03			
				970.002-003 970.005 970.203 970.205			135 281 = ^{LHD}	Langes Fahrerhaus / Long cab	(60)	970 317 06 03 970 317 38 03 970 317 46 03
		717, 717L	01.98 - 10.04	970.011-013 970.015 970.017 970.213 970.215 970.217			131 676			958 317 05 03 970 317 17 03 970 317 41 03
							131 726			958 317 06 03 970 317 18 03 970 317 42 03
							135 280 =			940 890 03 19 970 317 27 03 970 317 37 03 970 317 45 03
							311 888 =	Kurzes Fahrerhaus / Short cab	(59)	958 317 03 03 970 317 29 03 970 317 39 03 970 317 47 03
							135 180	Kurzes Fahrerhaus / Short cab	(59)	970 317 01 03 970 317 30 03 970 317 31 03 970 317 32 03 970 317 50 03
				135 279 =	Kurzes Fahrerhaus / Short cab	(59)	940 890 02 19 970 317 26 03 970 317 36 03 970 317 44 03			
						135 281 = ^{LHD}	Langes Fahrerhaus / Long cab	(60)	970 317 06 03 970 317 38 03 970 317 46 03	

Achtung: Unsere Artikel sind nur als Ersatz für die angegebenen OE-Nummern gültig. In der Spalte "Ref." ist lediglich ein Teil der OE-Nummern aufgeführt. Die vollständige Auflistung aller Vergleichsnummern finden Sie im Anhang.
 Attention: The articles are only valid as replacement for the listed OE-numbers. In the column "Ref." only a selection of OE-No. is given. The complete listing you can see in the appendix. (151)



Baumuster
Model



Ref.

MERCEDES-BENZ

ATEGO 812 - 824









812	01.98 - 10.04	970.011-013 970.015 970.017		○ ○	131 676		958 317 05 03 970 317 17 03 970 317 41 03	
					131 726		958 317 06 03 970 317 18 03 970 317 42 03	
				┌ └	311 888 =	Kurzes Fahrerhaus / Short cab	(59)	958 317 03 03 970 317 29 03 970 317 39 03 970 317 47 03
					135 180	Kurzes Fahrerhaus / Short cab	(59)	970 317 01 03 970 317 30 03 970 317 31 03 970 317 32 03 970 317 50 03
					135 281 = LHD	Langes Fahrerhaus / Long cab	(60)	970 317 06 03 970 317 38 03 970 317 46 03
					135 280 =			940 890 03 19 970 317 27 03 970 317 37 03 970 317 45 03
812, 813	10.04 -	970.011-013 970.015 970.017		○ ○	131 676		958 317 05 03 970 317 17 03 970 317 41 03	
					131 726		958 317 06 03 970 317 18 03 970 317 42 03	
				┌ └	311 888 =	Kurzes Fahrerhaus / Short cab	(59)	958 317 03 03 970 317 29 03 970 317 39 03 970 317 47 03
					135 180	Kurzes Fahrerhaus / Short cab	(59)	970 317 01 03 970 317 30 03 970 317 31 03 970 317 32 03 970 317 50 03
					135 279 =	Kurzes Fahrerhaus / Short cab	(59)	940 890 02 19 970 317 26 03 970 317 36 03 970 317 44 03
					135 281 = LHD	Langes Fahrerhaus / Long cab	(60)	970 317 06 03 970 317 38 03 970 317 46 03
	┌ └	135 280 =			940 890 03 19 970 317 27 03 970 317 37 03 970 317 45 03			

Achtung: Unsere Artikel sind nur als Ersatz für die angegebenen OE-Nummern gültig. In der Spalte "Ref." ist lediglich ein Teil der OE-Nummern aufgeführt. Die vollständige Auflistung aller Vergleichsnummern finden Sie im Anhang.

Attention: The articles are only valid as replacement for the listed OE-numbers. In the column "Ref." only a selection of OE-No. is given. The complete listing you can see in the appendix. (151)

		Baumuster Model						Ref.
--	---	--------------------	---	---	---	---	---	------









MERCEDES-BENZ

ATEGO 812 - 824								
814, 814 L 815,815 L, 8 t 817,817 L, 8 t 818, 818 L, 8 t	01.98 - 10.04	970.021-023			131 676			958 317 05 03 970 317 17 03 970 317 41 03
	01.98 - 10.04	970.025			131 726			958 317 06 03 970 317 18 03 970 317 42 03
	01.98 - 10.04	970.027			311 888 =	Kurzes Fahrerhaus / Short cab	(59)	958 317 03 03 970 317 29 03 970 317 39 03 970 317 47 03
	10.04 -	970.223			135 180	Kurzes Fahrerhaus / Short cab	(59)	970 317 01 03 970 317 30 03 970 317 31 03 970 317 32 03 970 317 50 03
		970.225			135 279 =	Kurzes Fahrerhaus / Short cab	(59)	940 890 02 19 970 317 26 03 970 317 36 03 970 317 44 03
		970.227			135 281 = =LHD	Langes Fahrerhaus / Long cab	(60)	970 317 06 03 970 317 38 03 970 317 46 03
					135 280 =			940 890 03 19 970 317 27 03 970 317 37 03 970 317 45 03
814 K, 7,49 t	01.98 - 10.04	972.011			131 676			958 317 05 03 970 317 17 03 970 317 41 03
					131 726			958 317 06 03 970 317 18 03 970 317 42 03
					135 180	Kurzes Fahrerhaus / Short cab	(59)	970 317 01 03 970 317 30 03 970 317 31 03 970 317 32 03 970 317 50 03
					135 279 =	Kurzes Fahrerhaus / Short cab	(59)	940 890 02 19 970 317 26 03 970 317 36 03 970 317 44 03
					311 888 =	Kurzes Fahrerhaus / Short cab	(59)	958 317 03 03 970 317 29 03 970 317 39 03 970 317 47 03
					135 280 =			940 890 03 19 970 317 27 03 970 317 37 03 970 317 45 03

Achtung: Unsere Artikel sind nur als Ersatz für die angegebenen OE-Nummern gültig. In der Spalte "Ref." ist lediglich ein Teil der OE-Nummern aufgeführt. Die vollständige Auflistung aller Vergleichsnummern finden Sie im Anhang.
Attention: The articles are only valid as replacement for the listed OE-numbers. In the column "Ref." only a selection of OE-No. is given. The complete listing you can see in the appendix. (151)

		Baumuster Model						Ref.
--	--	--------------------	---	---	---	--	---	------

















MERCEDES-BENZ

ATEGO 812 - 824											
814 K, 8 t 823 K	01.98 - 10.04 01.98 - 10.04	972.021			131 676			958 317 05 03 970 317 17 03 970 317 41 03			
					131 726			958 317 06 03 970 317 18 03 970 317 42 03			
					135 180	Kurzes Fahrerhaus / Short cab	(59)			970 317 01 03 970 317 30 03 970 317 31 03 970 317 32 03 970 317 50 03	
								135 279 =	Kurzes Fahrerhaus / Short cab	(59)	940 890 02 19 970 317 26 03 970 317 36 03 970 317 44 03
											311 888 =
								135 280 =			
815,815 L, 7,49 t 817,817 L, 7,49 t 818, 818 L, 7,49 t 822, 822 L, 7,49 t	01.98 - 10.04 01.98 - 10.04 10.04 - 10.04 -	970.011-013 970.015 970.017 970.211-213 970.215 970.217			131 676			958 317 05 03 970 317 17 03 970 317 41 03			
					131 726			958 317 06 03 970 317 18 03 970 317 42 03			
					311 888 =	Kurzes Fahrerhaus / Short cab	(59)			958 317 03 03 970 317 29 03 970 317 39 03 970 317 47 03	
								135 180	Kurzes Fahrerhaus / Short cab	(59)	970 317 01 03 970 317 30 03 970 317 31 03 970 317 32 03 970 317 50 03
											135 279 =
								135 281 = ^{LHD}	Langes Fahrerhaus / Long cab	(60)	
135 280 =			940 890 03 19 970 317 27 03 970 317 37 03 970 317 45 03								

Achtung: Unsere Artikel sind nur als Ersatz für die angegebenen OE-Nummern gültig. In der Spalte "Ref." ist lediglich ein Teil der OE-Nummern aufgeführt. Die vollständige Auflistung aller Vergleichsnummern finden Sie im Anhang.
 Attention: The articles are only valid as replacement for the listed OE-numbers. In the column "Ref." only a selection of OE-No. is given. The complete listing you can see in the appendix. (151)

		Baumuster Model						Ref.
--	---	--------------------	---	---	---	---	---	------











MERCEDES-BENZ

ATEGO 812 - 824								
815 F	01.98 - 10.04	976.011-013			131 676			958 317 05 03 970 317 17 03 970 317 41 03
					131 726 			958 317 06 03 970 317 18 03 970 317 42 03
					135 180	Kurzes Fahrerhaus / Short cab	(59)	970 317 01 03 970 317 30 03 970 317 31 03 970 317 32 03 970 317 50 03
					135 279 =	Kurzes Fahrerhaus / Short cab	(59)	940 890 02 19 970 317 26 03 970 317 36 03 970 317 44 03
					311 888 =	Kurzes Fahrerhaus / Short cab	(59)	958 317 03 03 970 317 29 03 970 317 39 03 970 317 47 03
					135 280 =			940 890 03 19 970 317 27 03 970 317 37 03 970 317 45 03
					135 281 =	Langes Fahrerhaus / Long cab	(60)	970 317 06 03 970 317 38 03 970 317 46 03
976.013								
815 K, 7,49 t 815 K, 816 K, 7,49 t 817 K, 7,49 t 818 K, 7,49 t 822 K, 7,49 t	01.98 - 10.04 10.04 - 01.98 - 10.04 10.04 - 10.04 -	972.011-012			131 676			958 317 05 03 970 317 17 03 970 317 41 03
					131 726			958 317 06 03 970 317 18 03 970 317 42 03
					135 180	Kurzes Fahrerhaus / Short cab	(59)	970 317 01 03 970 317 30 03 970 317 31 03 970 317 32 03 970 317 50 03
					135 279 =	Kurzes Fahrerhaus / Short cab	(59)	940 890 02 19 970 317 26 03 970 317 36 03 970 317 44 03
					311 888 =	Kurzes Fahrerhaus / Short cab	(59)	958 317 03 03 970 317 29 03 970 317 39 03 970 317 47 03
					135 280 =			940 890 03 19 970 317 27 03 970 317 37 03 970 317 45 03

Achtung: Unsere Artikel sind nur als Ersatz für die angegebenen OE-Nummern gültig. In der Spalte "Ref." ist lediglich ein Teil der OE-Nummern aufgeführt. Die vollständige Auflistung aller Vergleichsnummern finden Sie im Anhang.
Attention: The articles are only valid as replacement for the listed OE-numbers. In the column "Ref." only a selection of OE-No. is given. The complete listing you can see in the appendix. (151)

		Baumuster Model						Ref.
--	--	--------------------	---	---	---	--	---	------











MERCEDES-BENZ

ATEGO 812 - 824								
815 K, 8 t 815 K, 816 K, 8 t 817 K, 8 t 818 K, 8 t 822 K, 8 t	01.98 - 10.04 10.04 -	972.021-022			131 676			958 317 05 03 970 317 17 03 970 317 41 03
					131 726			958 317 06 03 970 317 18 03 970 317 42 03
	10.04 -	970.011-013 970.015 970.017 970.021 970.211-213 970.215 970.217			135 180	Kurzes Fahrerhaus / Short cab	(59)	970 317 01 03 970 317 30 03 970 317 31 03 970 317 32 03 970 317 50 03
					135 279 =	Kurzes Fahrerhaus / Short cab	(59)	940 890 02 19 970 317 26 03 970 317 36 03 970 317 44 03
					311 888 =	Kurzes Fahrerhaus / Short cab	(59)	958 317 03 03 970 317 29 03 970 317 39 03 970 317 47 03
					135 280 =			940 890 03 19 970 317 27 03 970 317 37 03 970 317 45 03
815, 815 L, 816, 816 L	10.04 -	970.011-013 970.015 970.017 970.021 970.211-213 970.215 970.217			131 676			958 317 05 03 970 317 17 03 970 317 41 03
					131 726			958 317 06 03 970 317 18 03 970 317 42 03
	10.04 -	970.011-013 970.015 970.017 970.021 970.211-213 970.215 970.217			311 888 =	Kurzes Fahrerhaus / Short cab	(59)	958 317 03 03 970 317 29 03 970 317 39 03 970 317 47 03
					135 180	Kurzes Fahrerhaus / Short cab	(59)	970 317 01 03 970 317 30 03 970 317 31 03 970 317 32 03 970 317 50 03
					135 279 =	Kurzes Fahrerhaus / Short cab	(59)	940 890 02 19 970 317 26 03 970 317 36 03 970 317 44 03
					135 281 = ^{LHD}	Langes Fahrerhaus / Long cab	(60)	970 317 06 03 970 317 38 03 970 317 46 03
					135 280 =			940 890 03 19 970 317 27 03 970 317 37 03 970 317 45 03

Achtung: Unsere Artikel sind nur als Ersatz für die angegebenen OE-Nummern gültig. In der Spalte "Ref." ist lediglich ein Teil der OE-Nummern aufgeführt. Die vollständige Auflistung aller Vergleichsnummern finden Sie im Anhang.
 Attention: The articles are only valid as replacement for the listed OE-numbers. In the column "Ref." only a selection of OE-No. is given. The complete listing you can see in the appendix. (151)

		Baumuster Model						Ref.
--	---	--------------------	---	---	---	---	---	------









MERCEDES-BENZ

ATEGO 812 - 824									
816, 816 L	10.04 -	970.021-023 970.027 970.223 970.225 970.227			131 676			958 317 05 03 970 317 17 03 970 317 41 03	
					131 726			958 317 06 03 970 317 18 03 970 317 42 03	
						311 888 =	Kurzes Fahrerhaus / Short cab	(59)	958 317 03 03 970 317 29 03 970 317 39 03 970 317 47 03
						135 180	Kurzes Fahrerhaus / Short cab	(59)	970 317 01 03 970 317 30 03 970 317 31 03 970 317 32 03 970 317 50 03
						135 279 =	Kurzes Fahrerhaus / Short cab	(59)	940 890 02 19 970 317 26 03 970 317 36 03 970 317 44 03
						135 281 = ^{LHD}	Langes Fahrerhaus / Long cab	(60)	970 317 06 03 970 317 38 03 970 317 46 03
						135 280 =			940 890 03 19 970 317 27 03 970 317 37 03 970 317 45 03
822, 822 L, 8 t	10.04 -	970.017 970.021-023 970.027 970.211-213 970.215 970.223 970.225 970.227			131 676			958 317 05 03 970 317 17 03 970 317 41 03	
					131 726			958 317 06 03 970 317 18 03 970 317 42 03	
						311 888 =	Kurzes Fahrerhaus / Short cab	(59)	958 317 03 03 970 317 29 03 970 317 39 03 970 317 47 03
						135 180	Kurzes Fahrerhaus / Short cab	(59)	970 317 01 03 970 317 30 03 970 317 31 03 970 317 32 03 970 317 50 03
						135 279 =	Kurzes Fahrerhaus / Short cab	(59)	940 890 02 19 970 317 26 03 970 317 36 03 970 317 44 03
						135 281 = ^{LHD}	Langes Fahrerhaus / Long cab	(60)	970 317 06 03 970 317 38 03 970 317 46 03
						135 280 =			940 890 03 19 970 317 27 03 970 317 37 03 970 317 45 03

Achtung: Unsere Artikel sind nur als Ersatz für die angegebenen OE-Nummern gültig. In der Spalte "Ref." ist lediglich ein Teil der OE-Nummern aufgeführt. Die vollständige Auflistung aller Vergleichsnummern finden Sie im Anhang.
 Attention: The articles are only valid as replacement for the listed OE-numbers. In the column "Ref." only a selection of OE-No. is given. The complete listing you can see in the appendix. (151)

		Baumuster Model						Ref.
--	---	--------------------	---	---	---	---	---	------










MERCEDES-BENZ

ATEGO 812 - 824								
823,823 L	01.98 - 10.04	970.022-023 970.025 970.027 970.221-223 970.225 970.227			131 676			958 317 05 03 970 317 17 03 970 317 41 03
					131 726			958 317 06 03 970 317 18 03 970 317 42 03
					311 888 =	Kurzes Fahrerhaus / Short cab	(59)	958 317 03 03 970 317 29 03 970 317 39 03 970 317 47 03
					135 180	Kurzes Fahrerhaus / Short cab	(59)	970 317 01 03 970 317 30 03 970 317 31 03 970 317 32 03 970 317 50 03
					135 279 =	Kurzes Fahrerhaus / Short cab	(59)	940 890 02 19 970 317 26 03 970 317 36 03 970 317 44 03
					135 281 = ^{LHD}	Langes Fahrerhaus / Long cab	(60)	970 317 06 03 970 317 38 03 970 317 46 03
					135 280 =			940 890 03 19 970 317 27 03 970 317 37 03 970 317 45 03
823, 823 L, 824, 824 L	01.98 -	970.021-023 970.025 970.027 970.221-223 970.225 970.227			131 676			958 317 05 03 970 317 17 03 970 317 41 03
					131 726			958 317 06 03 970 317 18 03 970 317 42 03
					311 888 =	Kurzes Fahrerhaus / Short cab	(59)	958 317 03 03 970 317 29 03 970 317 39 03 970 317 47 03
					135 180	Kurzes Fahrerhaus / Short cab	(59)	970 317 01 03 970 317 30 03 970 317 31 03 970 317 32 03 970 317 50 03
					135 279 =	Kurzes Fahrerhaus / Short cab	(59)	940 890 02 19 970 317 26 03 970 317 36 03 970 317 44 03
					135 281 = ^{LHD}	Langes Fahrerhaus / Long cab	(60)	970 317 06 03 970 317 38 03 970 317 46 03
					135 280 =			940 890 03 19 970 317 27 03 970 317 37 03 970 317 45 03

Achtung: Unsere Artikel sind nur als Ersatz für die angegebenen OE-Nummern gültig. In der Spalte "Ref." ist lediglich ein Teil der OE-Nummern aufgeführt. Die vollständige Auflistung aller Vergleichsnummern finden Sie im Anhang.
 Attention: The articles are only valid as replacement for the listed OE-numbers. In the column "Ref." only a selection of OE-No. is given. The complete listing you can see in the appendix. (151)

		Baumuster Model						Ref.
--	---	--------------------	---	---	---	---	---	------

















MERCEDES-BENZ

ATEGO 812 - 824								
824 K	01.98 -	972.011-012 972.021			131 676			958 317 05 03 970 317 17 03 970 317 41 03
					131 726			958 317 06 03 970 317 18 03 970 317 42 03
					135 180	Kurzes Fahrerhaus / Short cab	(59)	970 317 01 03 970 317 30 03 970 317 31 03 970 317 32 03 970 317 50 03
					135 279 =	Kurzes Fahrerhaus / Short cab	(59)	940 890 02 19 970 317 26 03 970 317 36 03 970 317 44 03
					311 888 =	Kurzes Fahrerhaus / Short cab	(59)	958 317 03 03 970 317 29 03 970 317 39 03 970 317 47 03
					135 280 =			940 890 03 19 970 317 27 03 970 317 37 03 970 317 45 03
ATEGO 915 - 925								
915, 915 L, 916, 916 L 917,917 L 918, 918 L 922, 922 L 923,923 L	10.04 - 01.98 - 10.04 10.04 - 10.04 - 01.98 - 10.04	970.031-033 970.035 970.037 970.233 970.235 970.237			131 676			958 317 05 03 970 317 17 03 970 317 41 03
					131 726			958 317 06 03 970 317 18 03 970 317 42 03
					311 888 =	Kurzes Fahrerhaus / Short cab	(59)	958 317 03 03 970 317 29 03 970 317 39 03 970 317 47 03
					135 180	Kurzes Fahrerhaus / Short cab	(59)	970 317 01 03 970 317 30 03 970 317 31 03 970 317 32 03 970 317 50 03
					135 279 =	Kurzes Fahrerhaus / Short cab	(59)	940 890 02 19 970 317 26 03 970 317 36 03 970 317 44 03
					135 281 = <small>LHD</small>	Langes Fahrerhaus / Long cab	(60)	970 317 06 03 970 317 38 03 970 317 46 03
	135 280 =				940 890 03 19 970 317 27 03 970 317 37 03 970 317 45 03			

Achtung: Unsere Artikel sind nur als Ersatz für die angegebenen OE-Nummern gültig. In der Spalte "Ref." ist lediglich ein Teil der OE-Nummern aufgeführt. Die vollständige Auflistung aller Vergleichsnummern finden Sie im Anhang.
 Attention: The articles are only valid as replacement for the listed OE-numbers. In the column "Ref." only a selection of OE-No. is given. The complete listing you can see in the appendix. (151)

		Baumuster Model						Ref.
--	---	--------------------	---	---	---	---	---	------

















MERCEDES-BENZ

ATEGO 915 - 925								
915 AF		976.332-333			131 676			958 317 05 03 970 317 17 03 970 317 41 03
					131 726 			958 317 06 03 970 317 18 03 970 317 42 03
					135 180	Kurzes Fahrerhaus / Short cab	(59)	970 317 01 03 970 317 30 03 970 317 31 03 970 317 32 03 970 317 50 03
					135 279 =	Kurzes Fahrerhaus / Short cab	(59)	940 890 02 19 970 317 26 03 970 317 36 03 970 317 44 03
					311 888 =	Kurzes Fahrerhaus / Short cab	(59)	958 317 03 03 970 317 29 03 970 317 39 03 970 317 47 03
					135 281 =	Langes Fahrerhaus / Long cab	(60)	970 317 06 03 970 317 38 03 970 317 46 03
					135 280 =			940 890 03 19 970 317 27 03 970 317 37 03 970 317 45 03
916 K 917 K 918 K 922 K 924 K	10.04 - 01.98 - 10.04 10.04 - 10.04 - 10.04 -	972.031-032			131 676			958 317 05 03 970 317 17 03 970 317 41 03
					131 726			958 317 06 03 970 317 18 03 970 317 42 03
					135 180	Kurzes Fahrerhaus / Short cab	(59)	970 317 01 03 970 317 30 03 970 317 31 03 970 317 32 03 970 317 50 03
					135 279 =	Kurzes Fahrerhaus / Short cab	(59)	940 890 02 19 970 317 26 03 970 317 36 03 970 317 44 03
					311 888 =	Kurzes Fahrerhaus / Short cab	(59)	958 317 03 03 970 317 29 03 970 317 39 03 970 317 47 03
					135 280 =			940 890 03 19 970 317 27 03 970 317 37 03 970 317 45 03

Achtung: Unsere Artikel sind nur als Ersatz für die angegebenen OE-Nummern gültig. In der Spalte "Ref." ist lediglich ein Teil der OE-Nummern aufgeführt. Die vollständige Auflistung aller Vergleichsnummern finden Sie im Anhang.
 Attention: The articles are only valid as replacement for the listed OE-numbers. In the column "Ref." only a selection of OE-No. is given. The complete listing you can see in the appendix. (151)

		Baumuster Model						Ref.
--	---	--------------------	---	---	---	---	---	------













MERCEDES-BENZ

ATEGO 915 - 925									
917 AF 925 AF	01.98 - 10.04 01.98 - 10.04	976.332-333			135 180	Kurzes Fahrerhaus / Short cab	(59)	970 317 01 03 970 317 30 03 970 317 31 03 970 317 32 03 970 317 50 03	
		976.332-334			131 676				958 317 05 03 970 317 17 03 970 317 41 03
			131 726					958 317 06 03 970 317 18 03 970 317 42 03	
			135 279 =	135 279 =	Kurzes Fahrerhaus / Short cab	(59)	940 890 02 19 970 317 26 03 970 317 36 03 970 317 44 03		
								311 888 =	Kurzes Fahrerhaus / Short cab
				135 281 =	Langes Fahrerhaus / Long cab	(60)	970 317 06 03 970 317 38 03 970 317 46 03		
									135 280 =
			975.031			131 676			
								131 726	
	917 KO	01.98 - 10.04	975.031			135 180	Kurzes Fahrerhaus / Short cab	(59)	970 317 01 03 970 317 30 03 970 317 31 03 970 317 32 03 970 317 50 03
									
			311 888 =	Kurzes Fahrerhaus / Short cab	(59)	958 317 03 03 970 317 29 03 970 317 39 03 970 317 47 03			
							135 280 =		

Achtung: Unsere Artikel sind nur als Ersatz für die angegebenen OE-Nummern gültig. In der Spalte "Ref." ist lediglich ein Teil der OE-Nummern aufgeführt. Die vollständige Auflistung aller Vergleichsnummern finden Sie im Anhang.
 Attention: The articles are only valid as replacement for the listed OE-numbers. In the column "Ref." only a selection of OE-No. is given. The complete listing you can see in the appendix. (151)

		Baumuster Model						Ref.
--	---	--------------------	---	---	---	---	---	------













MERCEDES-BENZ

ATEGO 915 - 925											
923 K	01.98 - 10.04	972.031			131 676			958 317 05 03 970 317 17 03 970 317 41 03			
					131 726			958 317 06 03 970 317 18 03 970 317 42 03			
					135 180	Kurzes Fahrerhaus / Short cab	(59)			970 317 01 03 970 317 30 03 970 317 31 03 970 317 32 03 970 317 50 03	
								135 279 =	Kurzes Fahrerhaus / Short cab	(59)	940 890 02 19 970 317 26 03 970 317 36 03 970 317 44 03
								311 888 =	Kurzes Fahrerhaus / Short cab	(59)	958 317 03 03 970 317 29 03 970 317 39 03 970 317 47 03
								135 280 =			940 890 03 19 970 317 27 03 970 317 37 03 970 317 45 03
923, 923 L, 924, 924 L	10.04 -	970.031-033 970.035 970.037 970.233 970.235 970.237			131 676			958 317 05 03 970 317 17 03 970 317 41 03			
					131 726			958 317 06 03 970 317 18 03 970 317 42 03			
					311 888 =	Kurzes Fahrerhaus / Short cab	(59)			958 317 03 03 970 317 29 03 970 317 39 03 970 317 47 03	
								135 180	Kurzes Fahrerhaus / Short cab	(59)	970 317 01 03 970 317 30 03 970 317 31 03 970 317 32 03 970 317 50 03
								135 279 =	Kurzes Fahrerhaus / Short cab	(59)	940 890 02 19 970 317 26 03 970 317 36 03 970 317 44 03
				135 280 =					940 890 03 19 970 317 27 03 970 317 37 03 970 317 45 03		
							135 281 =LHD	Langes Fahrerhaus / Long cab	(60)	970 317 06 03 970 317 38 03 970 317 46 03	
				970.033 970.233 970.032 970.235 970.031 970.035 970.237 970.037							

Achtung: Unsere Artikel sind nur als Ersatz für die angegebenen OE-Nummern gültig. In der Spalte "Ref." ist lediglich ein Teil der OE-Nummern aufgeführt. Die vollständige Auflistung aller Vergleichsnummern finden Sie im Anhang.
 Attention: The articles are only valid as replacement for the listed OE-numbers. In the column "Ref." only a selection of OE-No. is given. The complete listing you can see in the appendix. (151)

		Baumuster Model						Ref.
--	---	--------------------	---	---	---	---	---	------














MERCEDES-BENZ

ATEGO 1015 - 1024												
1015 K 1017 K 1023 K		972.042			131 676			958 317 05 03 970 317 17 03 970 317 41 03				
					131 726			958 317 06 03 970 317 18 03 970 317 42 03				
					135 180	Kurzes Fahrerhaus / Short cab	(59)			970 317 01 03 970 317 30 03 970 317 31 03 970 317 32 03 970 317 50 03		
								135 279 =	Kurzes Fahrerhaus / Short cab	(59)	940 890 02 19 970 317 26 03 970 317 36 03 970 317 44 03	
								311 888 =	Kurzes Fahrerhaus / Short cab	(59)	958 317 03 03 970 317 29 03 970 317 39 03 970 317 47 03	
								135 280 =			940 890 03 19 970 317 27 03 970 317 37 03 970 317 45 03	
1016, 1016 L 1017,1017 L 1018, 1018 L 1022, 1022 L 1023,1023 L 1023, 1023 L, 1024, 1024 L	10.04 - 01.98 - 10.04	970.041-043 970.045			131 676			958 317 05 03 970 317 17 03 970 317 41 03				
					131 726			958 317 06 03 970 317 18 03 970 317 42 03				
	10.04 - 10.04 - 01.98 - 10.04 10.04 -	970.047 970.243 970.245 970.247			311 888 =	Kurzes Fahrerhaus / Short cab	(59)	958 317 03 03 970 317 29 03 970 317 39 03 970 317 47 03				
									135 180	Kurzes Fahrerhaus / Short cab	(59)	970 317 01 03 970 317 30 03 970 317 31 03 970 317 32 03 970 317 50 03
												
									135 281 = =LHD	Langes Fahrerhaus / Long cab	(60)	
												

Achtung: Unsere Artikel sind nur als Ersatz für die angegebenen OE-Nummern gültig. In der Spalte "Ref." ist lediglich ein Teil der OE-Nummern aufgeführt. Die vollständige Auflistung aller Vergleichsnummern finden Sie im Anhang.
 Attention: The articles are only valid as replacement for the listed OE-numbers. In the column "Ref." only a selection of OE-No. is given. The complete listing you can see in the appendix. (151)

		Baumuster Model						Ref.
--	---	--------------------	---	---	---	---	---	------















MERCEDES-BENZ

ATEGO 1015 - 1024											
1016 K 1017 K 1018 K 1022 K 1024 K	10.04 -	972.041			131 676			958 317 05 03 970 317 17 03 970 317 41 03			
	01.98 - 10.04				131 726			958 317 06 03 970 317 18 03 970 317 42 03			
	10.04 -						135 180	Kurzes Fahrerhaus / Short cab	(59)	970 317 01 03 970 317 30 03 970 317 31 03 970 317 32 03 970 317 50 03	
	10.04 -							135 279 =	Kurzes Fahrerhaus / Short cab	(59)	940 890 02 19 970 317 26 03 970 317 36 03 970 317 44 03
	10.04 -							311 888 =	Kurzes Fahrerhaus / Short cab	(59)	958 317 03 03 970 317 29 03 970 317 39 03 970 317 47 03
								135 280 =			
1017 A 1018 A 1023 A, 1024 A	01.98 - 10.04	970.342			131 676			958 317 05 03 970 317 17 03 970 317 41 03			
	10.04 -				131 726			958 317 06 03 970 317 18 03 970 317 42 03			
	10.04 -						311 888 =	Kurzes Fahrerhaus / Short cab	(59)	958 317 03 03 970 317 29 03 970 317 39 03 970 317 47 03	
								135 180	Kurzes Fahrerhaus / Short cab	(59)	970 317 01 03 970 317 30 03 970 317 31 03 970 317 32 03 970 317 50 03
								135 279 =	Kurzes Fahrerhaus / Short cab	(59)	940 890 02 19 970 317 26 03 970 317 36 03 970 317 44 03
								135 281 = ^{LHD}	Langes Fahrerhaus / Long cab	(60)	970 317 06 03 970 317 38 03 970 317 46 03
		135 280 =				940 890 03 19 970 317 27 03 970 317 37 03 970 317 45 03					

Achtung: Unsere Artikel sind nur als Ersatz für die angegebenen OE-Nummern gültig. In der Spalte "Ref." ist lediglich ein Teil der OE-Nummern aufgeführt. Die vollständige Auflistung aller Vergleichsnummern finden Sie im Anhang.
 Attention: The articles are only valid as replacement for the listed OE-numbers. In the column "Ref." only a selection of OE-No. is given. The complete listing you can see in the appendix. (151)

		Baumuster Model						Ref.
--	---	--------------------	---	---	---	---	---	------

MERCEDES-BENZ









ATEGO 1015 - 1024											
1017 AK	01.98 - 10.04	972.342			131 676			958 317 05 03 970 317 17 03 970 317 41 03			
					131 726			958 317 06 03 970 317 18 03 970 317 42 03			
					135 180	Kurzes Fahrerhaus / Short cab	(59)	970 317 01 03 970 317 30 03 970 317 31 03 970 317 32 03 970 317 50 03			
					135 279 =	Kurzes Fahrerhaus / Short cab	(59)	940 890 02 19 970 317 26 03 970 317 36 03 970 317 44 03			
					311 888 =	Kurzes Fahrerhaus / Short cab	(59)	958 317 03 03 970 317 29 03 970 317 39 03 970 317 47 03			
					135 280 =	Langes Fahrerhaus / Long cab	(60)	940 890 03 19 970 317 27 03 970 317 37 03 970 317 45 03			
					135 281 =	Langes Fahrerhaus / Long cab	(60)	970 317 06 03 970 317 38 03 970 317 46 03			
			1017 KO, 1018 KO	01.98 - 10.04	975.041			131 676			958 317 05 03 970 317 17 03 970 317 41 03
								131 726			958 317 06 03 970 317 18 03 970 317 42 03
		135 180				Kurzes Fahrerhaus / Short cab	(59)	970 317 01 03 970 317 30 03 970 317 31 03 970 317 32 03 970 317 50 03			
		135 279 =				Kurzes Fahrerhaus / Short cab	(59)	940 890 02 19 970 317 26 03 970 317 36 03 970 317 44 03			
		311 888 =				Kurzes Fahrerhaus / Short cab	(59)	958 317 03 03 970 317 29 03 970 317 39 03 970 317 47 03			
		135 280 =						940 890 03 19 970 317 27 03 970 317 37 03 970 317 45 03			

Achtung: Unsere Artikel sind nur als Ersatz für die angegebenen OE-Nummern gültig. In der Spalte "Ref." ist lediglich ein Teil der OE-Nummern aufgeführt. Die vollständige Auflistung aller Vergleichsnummern finden Sie im Anhang.
 Attention: The articles are only valid as replacement for the listed OE-numbers. In the column "Ref." only a selection of OE-No. is given. The complete listing you can see in the appendix. (151)

		Baumuster Model						Ref.
--	--	--------------------	---	---	---	--	---	------

MERCEDES-BENZ

ATEGO 1214 - 1229

1214, 1214 L	01.98 - 10.04	970.053 970.055 970.253 970.255 970.257-258			131 676		958 317 05 03 970 317 17 03 970 317 41 03		
					131 726		958 317 06 03 970 317 18 03 970 317 42 03		
					=	Kurzes Fahrerhaus / Short cab	(59)	311 888	958 317 03 03 970 317 29 03 970 317 39 03 970 317 47 03
								135 180	970 317 01 03 970 317 30 03 970 317 31 03 970 317 32 03 970 317 50 03
								135 279	940 890 02 19 970 317 26 03 970 317 36 03 970 317 44 03
								135 281 = ^{LHD}	970 317 06 03 970 317 38 03 970 317 46 03
								135 280	940 890 03 19 970 317 27 03 970 317 37 03 970 317 45 03
1215 K 1216 K	01.98 - 10.04 10.04 -	972.052			131 676	958 317 05 03 970 317 17 03 970 317 41 03			
131 726	958 317 06 03 970 317 18 03 970 317 42 03								
		=	Kurzes Fahrerhaus / Short cab	(59)	135 180	970 317 01 03 970 317 30 03 970 317 31 03 970 317 32 03 970 317 50 03			
					135 279	940 890 02 19 970 317 26 03 970 317 36 03 970 317 44 03			
					311 888	958 317 03 03 970 317 29 03 970 317 39 03 970 317 47 03			
					135 280	940 890 03 19 970 317 27 03 970 317 37 03 970 317 45 03			
					135 281	970 317 06 03 970 317 38 03 970 317 46 03			

Achtung: Unsere Artikel sind nur als Ersatz für die angegebenen OE-Nummern gültig. In der Spalte "Ref." ist lediglich ein Teil der OE-Nummern aufgeführt. Die vollständige Auflistung aller Vergleichsnummern finden Sie im Anhang.

Attention: The articles are only valid as replacement for the listed OE-numbers. In the column "Ref." only a selection of OE-No. is given. The complete listing you can see in the appendix. (151)



Baumuster
Model



Ref.

MERCEDES-BENZ

ATEGO 1214 - 1229











1215,1215 L	01.98 - 10.04	375.101/102		○ ○	131 676	Langes Fahrerhaus / Long cab	(60)	958 317 05 03 970 317 17 03 970 317 41 03	
					131 726	Langes Fahrerhaus / Long cab	(60)	958 317 06 03 970 317 18 03 970 317 42 03	
				┌ └	135 180	Kurzes Fahrerhaus / Short cab	(59)	970 317 01 03 970 317 30 03 970 317 31 03 970 317 32 03 970 317 50 03	
					135 279 =	Kurzes Fahrerhaus / Short cab	(59)	940 890 02 19 970 317 26 03 970 317 36 03 970 317 44 03	
					135 280 =	Langes Fahrerhaus / Long cab	(60)	940 890 03 19 970 317 27 03 970 317 37 03 970 317 45 03	
			970.053 970.055 970.057-058 970.253 970.255 970.257-258		○ ○	131 676			958 317 05 03 970 317 17 03 970 317 41 03
						131 726			958 317 06 03 970 317 18 03 970 317 42 03
						┌ └	311 888 =	Kurzes Fahrerhaus / Short cab	(59)
		135 180					Kurzes Fahrerhaus / Short cab	(59)	970 317 01 03 970 317 30 03 970 317 31 03 970 317 32 03 970 317 50 03
		135 279 =					Kurzes Fahrerhaus / Short cab	(59)	940 890 02 19 970 317 26 03 970 317 36 03 970 317 44 03
		135 281 = ^{LHD}					Langes Fahrerhaus / Long cab	(60)	970 317 06 03 970 317 38 03 970 317 46 03
		135 280 =			940 890 03 19 970 317 27 03 970 317 37 03 970 317 45 03				

Achtung: Unsere Artikel sind nur als Ersatz für die angegebenen OE-Nummern gültig. In der Spalte "Ref." ist lediglich ein Teil der OE-Nummern aufgeführt. Die vollständige Auflistung aller Vergleichsnummern finden Sie im Anhang.
Attention: The articles are only valid as replacement for the listed OE-numbers. In the column "Ref." only a selection of OE-No. is given. The complete listing you can see in the appendix. (151)

		Baumuster Model						Ref.
--	---	--------------------	---	---	---	---	---	------

MERCEDES-BENZ

ATEGO 1214 - 1229









1215, 1215 L, 1216, 1216 L	10.04 -	970.053			131 676		958 317 05 03 970 317 17 03 970 317 41 03		
		970.055 970.057-058 970.083 970.085 970.087-088			131 726		958 317 06 03 970 317 18 03 970 317 42 03		
		970.253 970.255 970.257-258 970.283 970.285 970.287-288			135 180	Kurzes Fahrerhaus / Short cab	(59)	970 317 01 03 970 317 30 03 970 317 31 03 970 317 32 03 970 317 50 03	
		135 279 =			Kurzes Fahrerhaus / Short cab	(59)	940 890 02 19 970 317 26 03 970 317 36 03 970 317 44 03		
		135 281 =LHD			Langes Fahrerhaus / Long cab	(60)	970 317 06 03 970 317 38 03 970 317 46 03		
		970.083 970.085 970.087-088 970.283 970.285 970.287-288			135 280 =			940 890 03 19 970 317 27 03 970 317 37 03 970 317 45 03	
					311 888 =	Kurzes Fahrerhaus / Short cab	(59)	958 317 03 03 970 317 29 03 970 317 39 03 970 317 47 03	
		1217,1217 L 1223,1223 L 1226, 1226 L 1228, 1228 L, 1229, 1229 L	01.98 - 10.04	970.050			131 676		958 317 05 03 970 317 17 03 970 317 41 03
			01.98 - 10.04	970.053 970.055 970.057-059			131 726		958 317 06 03 970 317 18 03 970 317 42 03
			10.04 -	970.253 970.255 970.257-258			311 888 =	Kurzes Fahrerhaus / Short cab	(59)
10.04 -			135 180	Kurzes Fahrerhaus / Short cab			(59)	970 317 01 03 970 317 30 03 970 317 31 03 970 317 32 03 970 317 50 03	
			135 279 =	Kurzes Fahrerhaus / Short cab			(59)	940 890 02 19 970 317 26 03 970 317 36 03 970 317 44 03	
			135 281 =LHD	Langes Fahrerhaus / Long cab			(60)	970 317 06 03 970 317 38 03 970 317 46 03	
			135 280 =			940 890 03 19 970 317 27 03 970 317 37 03 970 317 45 03			

Achtung: Unsere Artikel sind nur als Ersatz für die angegebenen OE-Nummern gültig. In der Spalte "Ref." ist lediglich ein Teil der OE-Nummern aufgeführt. Die vollständige Auflistung aller Vergleichsnummern finden Sie im Anhang.

Attention: The articles are only valid as replacement for the listed OE-numbers. In the column "Ref." only a selection of OE-No. is given. The complete listing you can see in the appendix. (151)

		Baumuster Model						Ref.
--	---	--------------------	---	---	---	---	---	------

MERCEDES-BENZ











ATEGO 1214 - 1229													
1217 K 1218 K 1222 K 1224 K	01.98 - 10.04	972.052-053			131 676			958 317 05 03 970 317 17 03 970 317 41 03					
					131 726			958 317 06 03 970 317 18 03 970 317 42 03					
	10.04 - 10.04 - 10.04 -					135 180	Kurzes Fahrerhaus / Short cab	(59)	970 317 01 03 970 317 30 03 970 317 31 03 970 317 32 03 970 317 50 03				
						135 279 =	Kurzes Fahrerhaus / Short cab	(59)	940 890 02 19 970 317 26 03 970 317 36 03 970 317 44 03				
						311 888 =	Kurzes Fahrerhaus / Short cab	(59)	958 317 03 03 970 317 29 03 970 317 39 03 970 317 47 03				
						135 280 =	Langes Fahrerhaus / Long cab	(60)	940 890 03 19 970 317 27 03 970 317 37 03 970 317 45 03				
						135 281 =	Langes Fahrerhaus / Long cab	(60)	970 317 06 03 970 317 38 03 970 317 46 03				
	1217 KO	01.98 - 10.04	975.052			131 676			958 317 05 03 970 317 17 03 970 317 41 03				
						131 726			958 317 06 03 970 317 18 03 970 317 42 03				
10.04 - 10.04 - 10.04 -						135 180	Kurzes Fahrerhaus / Short cab	(59)	970 317 01 03 970 317 30 03 970 317 31 03 970 317 32 03 970 317 50 03				
						135 279 =	Kurzes Fahrerhaus / Short cab	(59)	940 890 02 19 970 317 26 03 970 317 36 03 970 317 44 03				
						311 888 =	Kurzes Fahrerhaus / Short cab	(59)	958 317 03 03 970 317 29 03 970 317 39 03 970 317 47 03				
						135 280 =			940 890 03 19 970 317 27 03 970 317 37 03 970 317 45 03				

Achtung: Unsere Artikel sind nur als Ersatz für die angegebenen OE-Nummern gültig. In der Spalte "Ref." ist lediglich ein Teil der OE-Nummern aufgeführt. Die vollständige Auflistung aller Vergleichsnummern finden Sie im Anhang.
 Attention: The articles are only valid as replacement for the listed OE-numbers. In the column "Ref." only a selection of OE-No. is given. The complete listing you can see in the appendix. (151)

		Baumuster Model						Ref.
--	---	--------------------	---	---	---	---	---	------

MERCEDES-BENZ


















ATEGO 1214 - 1229

1218, 1218 L 1223, 1223 L, 1224, 1224 L	10.04 - 10.04 -	970.050			135 279 =	Kurzes Fahrerhaus / Short cab	(59)	940 890 02 19	
		970.053						970 317 26 03	
		970.055						970 317 36 03	
		970.057-058						970 317 44 03	
		970.083							
		970.085							
		970.087-088							
		970.253							
		970.255							
		970.257-258							
970.283									
970.285									
970.287-288									
970.050 970.053 970.055 970.057-059 970.083 970.085 970.087-088 970.253 970.255 970.257-258 970.283 970.285 970.287-288	10.04 - 10.04 -	970.050			131 676			958 317 05 03	
		970.053						970 317 17 03	
		970.055						970 317 41 03	
		970.057-059							
		970.083						131 726	958 317 06 03
		970.085							970 317 18 03
		970.087-088							970 317 42 03
		970.253							
		970.255							
		970.257-258							
970.283									
970.285									
970.287-288									
970.050 970.053 970.055 970.057-059 970.253 970.083 970.085 970.087-088 970.255 970.257-258 970.283 970.285 970.287-288	10.04 - 10.04 -	970.050			135 180	Kurzes Fahrerhaus / Short cab	(59)	970 317 01 03	
		970.053						970 317 30 03	
		970.055						970 317 31 03	
		970.057-059						970 317 32 03	
		970.083						970 317 50 03	
		970.085							
		970.087-088							
		970.253							
		970.255							
		970.257-258							
970.283									
970.285									
970.287-288									
970.050 970.053 970.055 970.057-059 970.253 970.083 970.085 970.087-088 970.255 970.257-258 970.283 970.285 970.287-288	10.04 - 10.04 -	970.050			135 281 =LHD	Langes Fahrerhaus / Long cab	(60)	970 317 06 03	
		970.053						970 317 38 03	
		970.055						970 317 46 03	
		970.057-059							
		970.253							
		970.083							
		970.085							
		970.087-088							
		970.255							
		970.257-258							
970.283									
970.285									
970.287-288									
970.050 970.053 970.055 970.057-059 970.253 970.083 970.085 970.087-088 970.255 970.257-258 970.283 970.285 970.287-288	10.04 - 10.04 -	970.050			311 888 =	Kurzes Fahrerhaus / Short cab	(59)	958 317 03 03	
		970.053						970 317 29 03	
		970.055						970 317 39 03	
		970.057-059						970 317 47 03	
		970.253							
		970.083							
		970.085							
		970.087-088							
		970.255							
		970.257-258							
970.283									
970.285									
970.287-288									

Achtung: Unsere Artikel sind nur als Ersatz für die angegebenen OE-Nummern gültig. In der Spalte "Ref." ist lediglich ein Teil der OE-Nummern aufgeführt. Die vollständige Auflistung aller Vergleichsnummern finden Sie im Anhang.
 Attention: The articles are only valid as replacement for the listed OE-numbers. In the column "Ref." only a selection of OE-No. is given. The complete listing you can see in the appendix. (151)

		Baumuster Model						Ref.
--	---	--------------------	---	---	---	---	---	------

MERCEDES-BENZ





















ATEGO 1214 - 1229								
1222, 1222 L	10.04 -	970.050 970.053 970.055 970.057-058 970.083 970.085 970.087-088 970.253 970.255 970.257-258 970.283 970.285 970.287-288			131 676			958 317 05 03 970 317 17 03 970 317 41 03
					131 726			958 317 06 03 970 317 18 03 970 317 42 03
					311 888 =	Kurzes Fahrerhaus / Short cab	(59)	958 317 03 03 970 317 29 03 970 317 39 03 970 317 47 03
					135 180	Kurzes Fahrerhaus / Short cab	(59)	970 317 01 03 970 317 30 03 970 317 31 03 970 317 32 03 970 317 50 03
					135 279 =	Kurzes Fahrerhaus / Short cab	(59)	940 890 02 19 970 317 26 03 970 317 36 03 970 317 44 03
					135 281 = <small>LHD</small>	Langes Fahrerhaus / Long cab	(60)	970 317 06 03 970 317 38 03 970 317 46 03
					135 280 =			940 890 03 19 970 317 27 03 970 317 37 03 970 317 45 03
1225 AF	01.98 - 10.04	976.353 976.353-354			135 180	Kurzes Fahrerhaus / Short cab	(59)	970 317 01 03 970 317 30 03 970 317 31 03 970 317 32 03 970 317 50 03
							131 676	
					131 726 <small>Ⓢ</small>			
					135 279 =	Kurzes Fahrerhaus / Short cab	(59)	940 890 02 19 970 317 26 03 970 317 36 03 970 317 44 03
					311 888 =	Kurzes Fahrerhaus / Short cab	(59)	958 317 03 03 970 317 29 03 970 317 39 03 970 317 47 03
					135 281 =	Langes Fahrerhaus / Long cab	(60)	970 317 06 03 970 317 38 03 970 317 46 03
					135 280 =			940 890 03 19 970 317 27 03 970 317 37 03 970 317 45 03

Achtung: Unsere Artikel sind nur als Ersatz für die angegebenen OE-Nummern gültig. In der Spalte "Ref." ist lediglich ein Teil der OE-Nummern aufgeführt. Die vollständige Auflistung aller Vergleichsnummern finden Sie im Anhang.
 Attention: The articles are only valid as replacement for the listed OE-numbers. In the column "Ref." only a selection of OE-No. is given. The complete listing you can see in the appendix. (151)

		Baumuster Model						Ref.
--	---	--------------------	---	---	---	---	---	------

MERCEDES-BENZ

ATEGO 1214 - 1229









1225 F	01.98 - 10.04	976.053-054			131 676		958 317 05 03 970 317 17 03 970 317 41 03		
					131 726 		958 317 06 03 970 317 18 03 970 317 42 03		
					135 180	Kurzes Fahrerhaus / Short cab	(59)	970 317 01 03 970 317 30 03 970 317 31 03 970 317 32 03 970 317 50 03	
					135 279 =	Kurzes Fahrerhaus / Short cab	(59)	940 890 02 19 970 317 26 03 970 317 36 03 970 317 44 03	
					311 888 =	Kurzes Fahrerhaus / Short cab	(59)	958 317 03 03 970 317 29 03 970 317 39 03 970 317 47 03	
				135 281 =	Langes Fahrerhaus / Long cab	(60)	970 317 06 03 970 317 38 03 970 317 46 03		
				135 280 =			940 890 03 19 970 317 27 03 970 317 37 03 970 317 45 03		
1225 F 1226 F		976.054			131 676		958 317 05 03 970 317 17 03 970 317 41 03		
					131 726 		958 317 06 03 970 317 18 03 970 317 42 03		
						135 180	Kurzes Fahrerhaus / Short cab	(59)	970 317 01 03 970 317 30 03 970 317 31 03 970 317 32 03 970 317 50 03
						135 279 =	Kurzes Fahrerhaus / Short cab	(59)	940 890 02 19 970 317 26 03 970 317 36 03 970 317 44 03
						311 888 =	Kurzes Fahrerhaus / Short cab	(59)	958 317 03 03 970 317 29 03 970 317 39 03 970 317 47 03
					135 281 =	Langes Fahrerhaus / Long cab	(60)	970 317 06 03 970 317 38 03 970 317 46 03	
					135 280 =			940 890 03 19 970 317 27 03 970 317 37 03 970 317 45 03	

Achtung: Unsere Artikel sind nur als Ersatz für die angegebenen OE-Nummern gültig. In der Spalte "Ref." ist lediglich ein Teil der OE-Nummern aufgeführt. Die vollständige Auflistung aller Vergleichsnummern finden Sie im Anhang.

Attention: The articles are only valid as replacement for the listed OE-numbers. In the column "Ref." only a selection of OE-No. is given. The complete listing you can see in the appendix. (151)

		Baumuster Model						Ref.
--	---	--------------------	---	---	---	---	---	------









MERCEDES-BENZ

ATEGO 1214 - 1229								
1228,1228 L	01.98 - 10.04	970.053 970.055 970.057-058 970.253 970.255 970.257-258			131 676			958 317 05 03 970 317 17 03 970 317 41 03
					131 726			958 317 06 03 970 317 18 03 970 317 42 03
					311 888 =	Kurzes Fahrerhaus / Short cab	(59)	958 317 03 03 970 317 29 03 970 317 39 03 970 317 47 03
					135 180	Kurzes Fahrerhaus / Short cab	(59)	970 317 01 03 970 317 30 03 970 317 31 03 970 317 32 03 970 317 50 03
					135 279 =	Kurzes Fahrerhaus / Short cab	(59)	940 890 02 19 970 317 26 03 970 317 36 03 970 317 44 03
					135 281 = ^{LHD}	Langes Fahrerhaus / Long cab	(60)	970 317 06 03 970 317 38 03 970 317 46 03
					135 280 =			940 890 03 19 970 317 27 03 970 317 37 03 970 317 45 03
ATEGO 1317 - 1329								
1317,1317 L 1318, 1318 L 1322, 1322 L	01.98 - 10.04 10.04 - 10.04 -	970.060 970.063 970.065 970.067-068 970.263 970.265 970.267-268			131 676			958 317 05 03 970 317 17 03 970 317 41 03
					131 726			958 317 06 03 970 317 18 03 970 317 42 03
					311 888 =	Kurzes Fahrerhaus / Short cab	(59)	958 317 03 03 970 317 29 03 970 317 39 03 970 317 47 03
					135 180	Kurzes Fahrerhaus / Short cab	(59)	970 317 01 03 970 317 30 03 970 317 31 03 970 317 32 03 970 317 50 03
					135 279 =	Kurzes Fahrerhaus / Short cab	(59)	940 890 02 19 970 317 26 03 970 317 36 03 970 317 44 03
					135 281 = ^{LHD}	Langes Fahrerhaus / Long cab	(60)	970 317 06 03 970 317 38 03 970 317 46 03
					135 280 =			940 890 03 19 970 317 27 03 970 317 37 03 970 317 45 03

Achtung: Unsere Artikel sind nur als Ersatz für die angegebenen OE-Nummern gültig. In der Spalte "Ref." ist lediglich ein Teil der OE-Nummern aufgeführt. Die vollständige Auflistung aller Vergleichsnummern finden Sie im Anhang.
 Attention: The articles are only valid as replacement for the listed OE-numbers. In the column "Ref." only a selection of OE-No. is given. The complete listing you can see in the appendix. (151)

		Baumuster Model						Ref.
--	--	--------------------	---	---	---	--	---	------













MERCEDES-BENZ

ATEGO 1317 - 1329												
1317 A 1318 A 1323 A, 1324 A	01.98 - 10.04 10.04 - 10.04 -	970.362-363			131 676			958 317 05 03 970 317 17 03 970 317 41 03				
					131 726			958 317 06 03 970 317 18 03 970 317 42 03				
					=	Kurzes Fahrerhaus / Short cab	(59)	311 888		958 317 03 03 970 317 29 03 970 317 39 03 970 317 47 03		
								135 180		970 317 01 03 970 317 30 03 970 317 31 03 970 317 32 03 970 317 50 03		
								135 279		940 890 02 19 970 317 26 03 970 317 36 03 970 317 44 03		
								135 281	=LHD	Langes Fahrerhaus / Long cab	(60)	970 317 06 03 970 317 38 03 970 317 46 03
								135 280	=			940 890 03 19 970 317 27 03 970 317 37 03 970 317 45 03
1317 AK 1318 AK	01.98 - 10.04 10.04 -	972.362			131 676			958 317 05 03 970 317 17 03 970 317 41 03				
					131 726			958 317 06 03 970 317 18 03 970 317 42 03				
					=	Kurzes Fahrerhaus / Short cab	(59)	135 180		970 317 01 03 970 317 30 03 970 317 31 03 970 317 32 03 970 317 50 03		
								135 279		940 890 02 19 970 317 26 03 970 317 36 03 970 317 44 03		
								311 888		Kurzes Fahrerhaus / Short cab	(59)	958 317 03 03 970 317 29 03 970 317 39 03 970 317 47 03
								135 280	=	Langes Fahrerhaus / Long cab	(60)	940 890 03 19 970 317 27 03 970 317 37 03 970 317 45 03
								135 281	=	Langes Fahrerhaus / Long cab	(60)	970 317 06 03 970 317 38 03 970 317 46 03

Achtung: Unsere Artikel sind nur als Ersatz für die angegebenen OE-Nummern gültig. In der Spalte "Ref." ist lediglich ein Teil der OE-Nummern aufgeführt. Die vollständige Auflistung aller Vergleichsnummern finden Sie im Anhang.
 Attention: The articles are only valid as replacement for the listed OE-numbers. In the column "Ref." only a selection of OE-No. is given. The complete listing you can see in the appendix. (151)

		Baumuster Model						Ref.
--	---	--------------------	---	---	---	---	---	------

MERCEDES-BENZ














ATEGO 1317 - 1329										
1317 K 1318 K 1322 K 1324 K	01.98 - 10.04	972.062			131 676			958 317 05 03 970 317 17 03 970 317 41 03		
					131 726			958 317 06 03 970 317 18 03 970 317 42 03		
	10.04 - 10.04 - 10.04 -					135 180	Kurzes Fahrerhaus / Short cab	(59)	970 317 01 03 970 317 30 03 970 317 31 03 970 317 32 03 970 317 50 03	
							135 279 =	Kurzes Fahrerhaus / Short cab	(59)	940 890 02 19 970 317 26 03 970 317 36 03 970 317 44 03
							311 888 =	Kurzes Fahrerhaus / Short cab	(59)	958 317 03 03 970 317 29 03 970 317 39 03 970 317 47 03
							135 280 =	Langes Fahrerhaus / Long cab	(60)	940 890 03 19 970 317 27 03 970 317 37 03 970 317 45 03
						135 281 =	Langes Fahrerhaus / Long cab	(60)	970 317 06 03 970 317 38 03 970 317 46 03	
						1317 KO, 1317 LKO, 1318 KO, 1318 LKO 1323 KO, 1323 LKO	01.98 - 10.04	975.062 975.262		
	131 726			958 317 06 03 970 317 18 03 970 317 42 03						
	01.98 - 10.04						135 180	Kurzes Fahrerhaus / Short cab	(59)	970 317 01 03 970 317 30 03 970 317 31 03 970 317 32 03 970 317 50 03
							135 279 =	Kurzes Fahrerhaus / Short cab	(59)	940 890 02 19 970 317 26 03 970 317 36 03 970 317 44 03
							311 888 =	Kurzes Fahrerhaus / Short cab	(59)	958 317 03 03 970 317 29 03 970 317 39 03 970 317 47 03
							135 280 =			940 890 03 19 970 317 27 03 970 317 37 03 970 317 45 03

Achtung: Unsere Artikel sind nur als Ersatz für die angegebenen OE-Nummern gültig. In der Spalte "Ref." ist lediglich ein Teil der OE-Nummern aufgeführt. Die vollständige Auflistung aller Vergleichsnummern finden Sie im Anhang.
 Attention: The articles are only valid as replacement for the listed OE-numbers. In the column "Ref." only a selection of OE-No. is given. The complete listing you can see in the appendix. (151)

		Baumuster Model						Ref.
--	--	--------------------	---	---	---	--	---	------

MERCEDES-BENZ









ATEGO 1317 - 1329

1318 LKO		975.262			131 676		958 317 05 03 970 317 17 03 970 317 41 03			
					131 726		958 317 06 03 970 317 18 03 970 317 42 03			
							135 180	Kurzes Fahrerhaus / Short cab	(59) 970 317 01 03 970 317 30 03 970 317 31 03 970 317 32 03 970 317 50 03	
								135 279 =	Kurzes Fahrerhaus / Short cab	(59) 940 890 02 19 970 317 26 03 970 317 36 03 970 317 44 03
								311 888 =	Kurzes Fahrerhaus / Short cab	(59) 958 317 03 03 970 317 29 03 970 317 39 03 970 317 47 03
								135 280 =		940 890 03 19 970 317 27 03 970 317 37 03 970 317 45 03
1322 LS 1323 LS, 1324 LS 1323 LS 1326 LS 1328 LS, 1329 LS 1328 LS	10.04 - 10.04 -	974.262/263			131 676		958 317 05 03 970 317 17 03 970 317 41 03			
					131 726		958 317 06 03 970 317 18 03 970 317 42 03			
	01.98 - 10.04 10.04 - 10.04 - 01.98 - 10.04				135 180	Kurzes Fahrerhaus / Short cab	(59) 970 317 01 03 970 317 30 03 970 317 31 03 970 317 32 03 970 317 50 03			
						135 279 =	Kurzes Fahrerhaus / Short cab	(59) 940 890 02 19 970 317 26 03 970 317 36 03 970 317 44 03		
						311 888 =	Kurzes Fahrerhaus / Short cab	(59) 958 317 03 03 970 317 29 03 970 317 39 03 970 317 47 03		
						135 281 =	Langes Fahrerhaus / Long cab	(60) 970 317 06 03 970 317 38 03 970 317 46 03		
		135 280 =		940 890 03 19 970 317 27 03 970 317 37 03 970 317 45 03						

Achtung: Unsere Artikel sind nur als Ersatz für die angegebenen OE-Nummern gültig. In der Spalte "Ref." ist lediglich ein Teil der OE-Nummern aufgeführt. Die vollständige Auflistung aller Vergleichsnummern finden Sie im Anhang.
Attention: The articles are only valid as replacement for the listed OE-numbers. In the column "Ref." only a selection of OE-No. is given. The complete listing you can see in the appendix. (151)

		Baumuster Model						Ref.
--	---	--------------------	---	---	---	---	---	------



















MERCEDES-BENZ

ATEGO 1317 - 1329								
1323,1323 L 1323, 1323 L, 1324, 1324 L 1326, 1326 L 1328,1328 L 1328, 1328 L, 1329, 1329 L	01.98 - 10.04	970.063			131 676			958 317 05 03 970 317 17 03 970 317 41 03
	10.04 -	970.065 970.067-068			131 726			958 317 06 03 970 317 18 03 970 317 42 03
	10.04 -	970.263			311 888 =	Kurzes Fahrerhaus / Short cab	(59)	958 317 03 03 970 317 29 03 970 317 39 03 970 317 47 03
	01.98 - 10.04	970.265			135 180	Kurzes Fahrerhaus / Short cab	(59)	970 317 01 03 970 317 30 03 970 317 31 03 970 317 32 03 970 317 50 03
	10.04 -	970.267-268			135 279 =	Kurzes Fahrerhaus / Short cab	(59)	940 890 02 19 970 317 26 03 970 317 36 03 970 317 44 03
					135 281 =^{LHD}	Langes Fahrerhaus / Long cab	(60)	970 317 06 03 970 317 38 03 970 317 46 03
		135 280 =					940 890 03 19 970 317 27 03 970 317 37 03 970 317 45 03	
1324 AK	10.04 -	972.362 972.372			131 676			958 317 05 03 970 317 17 03 970 317 41 03
					131 726			958 317 06 03 970 317 18 03 970 317 42 03
					135 180	Kurzes Fahrerhaus / Short cab	(59)	970 317 01 03 970 317 30 03 970 317 31 03 970 317 32 03 970 317 50 03
					135 279 =	Kurzes Fahrerhaus / Short cab	(59)	940 890 02 19 970 317 26 03 970 317 36 03 970 317 44 03
					311 888 =	Kurzes Fahrerhaus / Short cab	(59)	958 317 03 03 970 317 29 03 970 317 39 03 970 317 47 03
					135 280 =	Langes Fahrerhaus / Long cab	(60)	940 890 03 19 970 317 27 03 970 317 37 03 970 317 45 03
135 281 =	Langes Fahrerhaus / Long cab	(60)	970 317 06 03 970 317 38 03 970 317 46 03					

Achtung: Unsere Artikel sind nur als Ersatz für die angegebenen OE-Nummern gültig. In der Spalte "Ref." ist lediglich ein Teil der OE-Nummern aufgeführt. Die vollständige Auflistung aller Vergleichsnummern finden Sie im Anhang.
 Attention: The articles are only valid as replacement for the listed OE-numbers. In the column "Ref." only a selection of OE-No. is given. The complete listing you can see in the appendix. (151)

		Baumuster Model						Ref.
--	---	--------------------	---	---	---	---	---	------





















MERCEDES-BENZ

ATEGO 1317 - 1329								
1325 AF 1328 AF	01.98 - 10.04 01.98 - 10.04	976.363-364			131 676			958 317 05 03 970 317 17 03 970 317 41 03
					131 726 			958 317 06 03 970 317 18 03 970 317 42 03
				135 180	Kurzes Fahrerhaus / Short cab	(59)	970 317 01 03 970 317 30 03 970 317 31 03 970 317 32 03 970 317 50 03	
				135 279 =	Kurzes Fahrerhaus / Short cab	(59)	940 890 02 19 970 317 26 03 970 317 36 03 970 317 44 03	
				311 888 =	Kurzes Fahrerhaus / Short cab	(59)	958 317 03 03 970 317 29 03 970 317 39 03 970 317 47 03	
				135 281 =	Langes Fahrerhaus / Long cab	(60)	970 317 06 03 970 317 38 03 970 317 46 03	
				135 280 =			940 890 03 19 970 317 27 03 970 317 37 03 970 317 45 03	
1325 F	01.98 - 10.04	976.063-065			131 676			958 317 05 03 970 317 17 03 970 317 41 03
					131 726 			958 317 06 03 970 317 18 03 970 317 42 03
				135 180	Kurzes Fahrerhaus / Short cab	(59)	970 317 01 03 970 317 30 03 970 317 31 03 970 317 32 03 970 317 50 03	
				135 279 =	Kurzes Fahrerhaus / Short cab	(59)	940 890 02 19 970 317 26 03 970 317 36 03 970 317 44 03	
				311 888 =	Kurzes Fahrerhaus / Short cab	(59)	958 317 03 03 970 317 29 03 970 317 39 03 970 317 47 03	
				135 281 =	Langes Fahrerhaus / Long cab	(60)	970 317 06 03 970 317 38 03 970 317 46 03	
				135 280 =			940 890 03 19 970 317 27 03 970 317 37 03 970 317 45 03	

Achtung: Unsere Artikel sind nur als Ersatz für die angegebenen OE-Nummern gültig. In der Spalte "Ref." ist lediglich ein Teil der OE-Nummern aufgeführt. Die vollständige Auflistung aller Vergleichsnummern finden Sie im Anhang.
 Attention: The articles are only valid as replacement for the listed OE-numbers. In the column "Ref." only a selection of OE-No. is given. The complete listing you can see in the appendix. (151)

		Baumuster Model						Ref.
--	---	--------------------	---	---	---	---	---	------

MERCEDES-BENZ

ATEGO 1317 - 1329								
1326 F 1329 F		976.065			131 676			958 317 05 03 970 317 17 03 970 317 41 03
					131 726 			958 317 06 03 970 317 18 03 970 317 42 03
					135 180	Kurzes Fahrerhaus / Short cab	(59)	970 317 01 03 970 317 30 03 970 317 31 03 970 317 32 03 970 317 50 03
					135 279 =	Kurzes Fahrerhaus / Short cab	(59)	940 890 02 19 970 317 26 03 970 317 36 03 970 317 44 03
					311 888 =	Kurzes Fahrerhaus / Short cab	(59)	958 317 03 03 970 317 29 03 970 317 39 03 970 317 47 03
				135 281 =	Langes Fahrerhaus / Long cab	(60)	970 317 06 03 970 317 38 03 970 317 46 03	
				135 280 =			940 890 03 19 970 317 27 03 970 317 37 03 970 317 45 03	
1328 F	01.98 - 10.04	976.063			131 676			958 317 05 03 970 317 17 03 970 317 41 03
					131 726 			958 317 06 03 970 317 18 03 970 317 42 03
					135 180	Kurzes Fahrerhaus / Short cab	(59)	970 317 01 03 970 317 30 03 970 317 31 03 970 317 32 03 970 317 50 03
					135 279 =	Kurzes Fahrerhaus / Short cab	(59)	940 890 02 19 970 317 26 03 970 317 36 03 970 317 44 03
					311 888 =	Kurzes Fahrerhaus / Short cab	(59)	958 317 03 03 970 317 29 03 970 317 39 03 970 317 47 03
				135 281 =	Langes Fahrerhaus / Long cab	(60)	970 317 06 03 970 317 38 03 970 317 46 03	
				135 280 =			940 890 03 19 970 317 27 03 970 317 37 03 970 317 45 03	

Achtung: Unsere Artikel sind nur als Ersatz für die angegebenen OE-Nummern gültig. In der Spalte "Ref." ist lediglich ein Teil der OE-Nummern aufgeführt. Die vollständige Auflistung aller Vergleichsnummern finden Sie im Anhang.
 Attention: The articles are only valid as replacement for the listed OE-numbers. In the column "Ref." only a selection of OE-No. is given. The complete listing you can see in the appendix. (151)



Baumuster
Model



Ref.

MERCEDES-BENZ

ATEGO 1517 - 1725









1517,1517 L	01.98 - 10.04	375.101/102		○ ○	131 676	Langes Fahrerhaus / Long cab	(60)	958 317 05 03 970 317 17 03 970 317 41 03	
					131 726	Langes Fahrerhaus / Long cab	(60)	958 317 06 03 970 317 18 03 970 317 42 03	
				┌ └	135 180	Kurzes Fahrerhaus / Short cab	(59)	970 317 01 03 970 317 30 03 970 317 31 03 970 317 32 03 970 317 50 03	
					135 279 =	Kurzes Fahrerhaus / Short cab	(59)	940 890 02 19 970 317 26 03 970 317 36 03 970 317 44 03	
					135 280 =	Langes Fahrerhaus / Long cab	(60)	940 890 03 19 970 317 27 03 970 317 37 03 970 317 45 03	
			970.073 970.075 970.077-078 970.273 970.275 970.277-278		○ ○	131 676			958 317 05 03 970 317 17 03 970 317 41 03
						131 726			958 317 06 03 970 317 18 03 970 317 42 03
						┌ └	311 888 =	Kurzes Fahrerhaus / Short cab	(59)
		135 180					Kurzes Fahrerhaus / Short cab	(59)	970 317 01 03 970 317 30 03 970 317 31 03 970 317 32 03 970 317 50 03
		135 279 =					Kurzes Fahrerhaus / Short cab	(59)	940 890 02 19 970 317 26 03 970 317 36 03 970 317 44 03
		135 281 = ^{LHD}					Langes Fahrerhaus / Long cab	(60)	970 317 06 03 970 317 38 03 970 317 46 03
		┌ └	135 280 =			940 890 03 19 970 317 27 03 970 317 37 03 970 317 45 03			

Achtung: Unsere Artikel sind nur als Ersatz für die angegebenen OE-Nummern gültig. In der Spalte "Ref." ist lediglich ein Teil der OE-Nummern aufgeführt. Die vollständige Auflistung aller Vergleichsnummern finden Sie im Anhang.

Attention: The articles are only valid as replacement for the listed OE-numbers. In the column "Ref." only a selection of OE-No. is given. The complete listing you can see in the appendix. (151)

		Baumuster Model						Ref.
--	---	--------------------	---	---	---	---	---	------

MERCEDES-BENZ











ATEGO 1517 - 1725											
1517 A 1518 A 1523 A	01.98 - 10.04 10.04 - 01.98 - 10.04	970.373			131 676			958 317 05 03 970 317 17 03 970 317 41 03			
					131 726			958 317 06 03 970 317 18 03 970 317 42 03			
					131 888 =	Kurzes Fahrerhaus / Short cab	(59)			958 317 03 03 970 317 29 03 970 317 39 03 970 317 47 03	
								135 180	Kurzes Fahrerhaus / Short cab	(59)	970 317 01 03 970 317 30 03 970 317 31 03 970 317 32 03 970 317 50 03
								135 279 =	Kurzes Fahrerhaus / Short cab	(59)	940 890 02 19 970 317 26 03 970 317 36 03 970 317 44 03
								135 281 = ^{LHD}	Langes Fahrerhaus / Long cab	(60)	970 317 06 03 970 317 38 03 970 317 46 03
								135 280 =			940 890 03 19 970 317 27 03 970 317 37 03 970 317 45 03
1517 K 1518 K 1522 K 1523 K 1523 K, 1524 K 1526 K 1529 K	01.98 - 10.04 10.04 - 10.04 - 01.98 - 10.04 10.04 - 10.04 - 10.04 -	972.072			131 676			958 317 05 03 970 317 17 03 970 317 41 03			
					131 726			958 317 06 03 970 317 18 03 970 317 42 03			
					135 180	Kurzes Fahrerhaus / Short cab	(59)			970 317 01 03 970 317 30 03 970 317 31 03 970 317 32 03 970 317 50 03	
								135 279 =	Kurzes Fahrerhaus / Short cab	(59)	940 890 02 19 970 317 26 03 970 317 36 03 970 317 44 03
								311 888 =	Kurzes Fahrerhaus / Short cab	(59)	958 317 03 03 970 317 29 03 970 317 39 03 970 317 47 03
								135 280 =	Langes Fahrerhaus / Long cab	(60)	940 890 03 19 970 317 27 03 970 317 37 03 970 317 45 03
								135 281 =	Langes Fahrerhaus / Long cab	(60)	970 317 06 03 970 317 38 03 970 317 46 03

Achtung: Unsere Artikel sind nur als Ersatz für die angegebenen OE-Nummern gültig. In der Spalte "Ref." ist lediglich ein Teil der OE-Nummern aufgeführt. Die vollständige Auflistung aller Vergleichsnummern finden Sie im Anhang.
 Attention: The articles are only valid as replacement for the listed OE-numbers. In the column "Ref." only a selection of OE-No. is given. The complete listing you can see in the appendix. (151)

		Baumuster Model						Ref.
--	--	--------------------	---	---	---	--	---	------

MERCEDES-BENZ

ATEGO 1517 - 1725











1518, 1518 L 1522, 1522 L 1523, 1523 L 1523, 1523 L, 1524, 1524 L 1526, 1526 L 1528, 1528 L 1528, 1528 L, 1529, 1529 L	10.04 -	970.073			131 676		958 317 05 03 970 317 17 03 970 317 41 03		
	10.04 -	970.075			131 726		958 317 06 03 970 317 18 03 970 317 42 03		
	01.98 - 10.04	970.077-078			311 888 =	Kurzes Fahrerhaus / Short cab	(59)	958 317 03 03 970 317 29 03 970 317 39 03 970 317 47 03	
	10.04 -	970.273			135 180	Kurzes Fahrerhaus / Short cab	(59)	970 317 01 03 970 317 30 03 970 317 31 03 970 317 32 03 970 317 50 03	
	10.04 -	970.275			135 279 =	Kurzes Fahrerhaus / Short cab	(59)	940 890 02 19 970 317 26 03 970 317 36 03 970 317 44 03	
	01.98 - 10.04	970.277-278			135 281 = ^{LHD}	Langes Fahrerhaus / Long cab	(60)	970 317 06 03 970 317 38 03 970 317 46 03	
10.04 -		135 280 =					940 890 03 19 970 317 27 03 970 317 37 03 970 317 45 03		
1523 A, 1524 A	10.04 -	970.372-373			131 676		958 317 05 03 970 317 17 03 970 317 41 03		
					131 726		958 317 06 03 970 317 18 03 970 317 42 03		
			970.373			311 888 =	Kurzes Fahrerhaus / Short cab	(59)	958 317 03 03 970 317 29 03 970 317 39 03 970 317 47 03
						135 279 =	Kurzes Fahrerhaus / Short cab	(59)	940 890 02 19 970 317 26 03 970 317 36 03 970 317 44 03
						135 281 = ^{LHD}	Langes Fahrerhaus / Long cab	(60)	970 317 06 03 970 317 38 03 970 317 46 03
						135 280 =			940 890 03 19 970 317 27 03 970 317 37 03 970 317 45 03
					135 180	Kurzes Fahrerhaus / Short cab	(59)	970 317 01 03 970 317 30 03 970 317 31 03 970 317 32 03 970 317 50 03	

Achtung: Unsere Artikel sind nur als Ersatz für die angegebenen OE-Nummern gültig. In der Spalte "Ref." ist lediglich ein Teil der OE-Nummern aufgeführt. Die vollständige Auflistung aller Vergleichsnummern finden Sie im Anhang.

Attention: The articles are only valid as replacement for the listed OE-numbers. In the column "Ref." only a selection of OE-No. is given. The complete listing you can see in the appendix. (151)

		Baumuster Model						Ref.
--	---	--------------------	---	---	---	---	---	------
















MERCEDES-BENZ

ATEGO 1517 - 1725									
1523 AK 1526 AK 1529 AK	01.98 - 10.04 10.04 - 10.04 -	972.372			131 676			958 317 05 03 970 317 17 03 970 317 41 03	
					131 726			958 317 06 03 970 317 18 03 970 317 42 03	
					135 180	Kurzes Fahrerhaus / Short cab	(59)	970 317 01 03 970 317 30 03 970 317 31 03 970 317 32 03 970 317 50 03	
					135 279 =	Kurzes Fahrerhaus / Short cab	(59)	940 890 02 19 970 317 26 03 970 317 36 03 970 317 44 03	
					311 888 =	Kurzes Fahrerhaus / Short cab	(59)	958 317 03 03 970 317 29 03 970 317 39 03 970 317 47 03	
						135 280 =	Langes Fahrerhaus / Long cab	(60)	940 890 03 19 970 317 27 03 970 317 37 03 970 317 45 03
						135 281 =	Langes Fahrerhaus / Long cab	(60)	970 317 06 03 970 317 38 03 970 317 46 03
					1523 KO 1523 KO	01.98 - 10.04 01.98 - 10.04	975.072		
131 726			958 317 06 03 970 317 18 03 970 317 42 03						
135 180	Kurzes Fahrerhaus / Short cab	(59)	970 317 01 03 970 317 30 03 970 317 31 03 970 317 32 03 970 317 50 03						
135 279 =	Kurzes Fahrerhaus / Short cab	(59)	940 890 02 19 970 317 26 03 970 317 36 03 970 317 44 03						
		311 888 =	Kurzes Fahrerhaus / Short cab	(59)				958 317 03 03 970 317 29 03 970 317 39 03 970 317 47 03	
			135 280 =						940 890 03 19 970 317 27 03 970 317 37 03 970 317 45 03

Achtung: Unsere Artikel sind nur als Ersatz für die angegebenen OE-Nummern gültig. In der Spalte "Ref." ist lediglich ein Teil der OE-Nummern aufgeführt. Die vollständige Auflistung aller Vergleichsnummern finden Sie im Anhang.
 Attention: The articles are only valid as replacement for the listed OE-numbers. In the column "Ref." only a selection of OE-No. is given. The complete listing you can see in the appendix. (151)

		Baumuster Model						Ref.
--	---	--------------------	---	---	---	---	---	------



















MERCEDES-BENZ

ATEGO 1517 - 1725															
1524 AK	10.04 -	972.362			131 676			958 317 05 03 970 317 17 03 970 317 41 03							
					131 726			958 317 06 03 970 317 18 03 970 317 42 03							
					135 180	Kurzes Fahrerhaus / Short cab	(59)			970 317 01 03 970 317 30 03 970 317 31 03 970 317 32 03 970 317 50 03					
								135 279 =	Kurzes Fahrerhaus / Short cab	(59)	940 890 02 19 970 317 26 03 970 317 36 03 970 317 44 03				
								311 888 =	Kurzes Fahrerhaus / Short cab	(59)	958 317 03 03 970 317 29 03 970 317 39 03 970 317 47 03				
								135 280 =	Langes Fahrerhaus / Long cab	(60)	940 890 03 19 970 317 27 03 970 317 37 03 970 317 45 03				
					135 281 =	Langes Fahrerhaus / Long cab	(60)			970 317 06 03 970 317 38 03 970 317 46 03					
			1525 AF 1528 AF	01.98 - 10.04 01.98 - 10.04	976.363-364			135 281 =	Langes Fahrerhaus / Long cab	(60)	970 317 06 03 970 317 38 03 970 317 46 03				
											976.373-374			131 676	
	131 726 Ⓢ														958 317 06 03 970 317 18 03 970 317 42 03
														135 180	Kurzes Fahrerhaus / Short cab
135 279 =											Kurzes Fahrerhaus / Short cab	(59)	940 890 02 19 970 317 26 03 970 317 36 03 970 317 44 03		
	311 888 =	Kurzes Fahrerhaus / Short cab		(59)	958 317 03 03 970 317 29 03 970 317 39 03 970 317 47 03										
						135 280 =				940 890 03 19 970 317 27 03 970 317 37 03 970 317 45 03					

Achtung: Unsere Artikel sind nur als Ersatz für die angegebenen OE-Nummern gültig. In der Spalte "Ref." ist lediglich ein Teil der OE-Nummern aufgeführt. Die vollständige Auflistung aller Vergleichsnummern finden Sie im Anhang.
 Attention: The articles are only valid as replacement for the listed OE-numbers. In the column "Ref." only a selection of OE-No. is given. The complete listing you can see in the appendix. (151)

		Baumuster Model						Ref.
--	---	--------------------	---	---	---	---	---	------

MERCEDES-BENZ



















ATEGO 1517 - 1725								
1528 F	01.98 - 10.04	976.075 976.077			131 676			958 317 05 03 970 317 17 03 970 317 41 03
					131 726 			958 317 06 03 970 317 18 03 970 317 42 03
					135 180	Kurzes Fahrerhaus / Short cab	(59)	970 317 01 03 970 317 30 03 970 317 31 03 970 317 32 03 970 317 50 03
					135 279 =	Kurzes Fahrerhaus / Short cab	(59)	940 890 02 19 970 317 26 03 970 317 36 03 970 317 44 03
					311 888 =	Kurzes Fahrerhaus / Short cab	(59)	958 317 03 03 970 317 29 03 970 317 39 03 970 317 47 03
				135 281 =	Langes Fahrerhaus / Long cab	(60)	970 317 06 03 970 317 38 03 970 317 46 03	
				135 280 =			940 890 03 19 970 317 27 03 970 317 37 03 970 317 45 03	
			ATEGO 1823 - 1929					
1823,1823 L	01.98 - 09.04	950.501-509 950.531-539 950.544 950.546-547			280 939 =	->Chass. K794516		940 890 05 19 940 890 10 19
					290 996 =	Langes Fahrerhaus / Long cab mit Hochdach / with raised roof	(60) (125)	375 890 08 19 940 890 45 19 940 890 46 19 958 317 15 03
					290 268 =			942 890 05 19 958 317 07 03
					290 251 =	seitlicher Einbau / Lateral Installation Langes Fahrerhaus / Long cab	(142) (60)	375 890 04 19 375 890 09 19 940 890 38 19 940 890 47 19 958 317 10 03 958 317 11 03
					311 889 =	Langes Fahrerhaus / Long cab mit Hochdach / with raised roof	(60) (125)	940 890 18 19
				290 995 	Langes Fahrerhaus / Long cab	(60)	375 890 05 19 940 890 39 19 940 890 41 19 958 317 21 03	
				135 066 =			940 890 08 19 940 890 09 19 940 890 13 19 940 890 15 19 958 317 04 03	

Achtung: Unsere Artikel sind nur als Ersatz für die angegebenen OE-Nummern gültig. In der Spalte "Ref." ist lediglich ein Teil der OE-Nummern aufgeführt. Die vollständige Auflistung aller Vergleichsnummern finden Sie im Anhang.
Attention: The articles are only valid as replacement for the listed OE-numbers. In the column "Ref." only a selection of OE-No. is given. The complete listing you can see in the appendix. (151)

		Baumuster Model						Ref.
--	---	--------------------	---	---	---	---	---	------

MERCEDES-BENZ

ATEGO 1823 - 1929

























1823 AK 1828 AK	05.98 - 09.04 05.98 - 09.04	952.562-563			280 939 =	->Chass. K794516		940 890 05 19 940 890 10 19				
						290 996 =	Langes Fahrerhaus / Long cab mit Hochdach / with raised roof	(60) (125)	375 890 08 19 940 890 45 19 940 890 46 19 958 317 15 03			
						290 268 =			942 890 05 19 958 317 07 03			
						290 251 =	seitlicher Einbau / Lateral Installation Langes Fahrerhaus / Long cab	(142) (60)	375 890 04 19 375 890 09 19 940 890 38 19 940 890 47 19 958 317 10 03 958 317 11 03			
										311 889 =	Langes Fahrerhaus / Long cab mit Hochdach / with raised roof	(60) (125)
							290 995 =	Langes Fahrerhaus / Long cab	(60)	375 890 05 19 940 890 39 19 940 890 41 19 958 317 21 03		
							135 066 =			940 890 08 19 940 890 09 19 940 890 13 19 940 890 15 19 958 317 04 03		
			1823 K 1828 K	05.98 - 09.04 05.98 - 09.04	952.502-503			280 939 =	->Chass. K794516		940 890 05 19 940 890 10 19	
									290 996 =	Langes Fahrerhaus / Long cab mit Hochdach / with raised roof	(60) (125)	375 890 08 19 940 890 45 19 940 890 46 19 958 317 15 03
									290 268 =			942 890 05 19 958 317 07 03
						290 251 =	seitlicher Einbau / Lateral Installation Langes Fahrerhaus / Long cab	(142) (60)	375 890 04 19 375 890 09 19 940 890 38 19 940 890 47 19 958 317 10 03 958 317 11 03			
										311 889 =	Langes Fahrerhaus / Long cab mit Hochdach / with raised roof	(60) (125)
							290 995 =	Langes Fahrerhaus / Long cab	(60)	375 890 05 19 940 890 39 19 940 890 41 19 958 317 21 03		
							135 066 =			940 890 08 19 940 890 09 19 940 890 13 19 940 890 15 19 958 317 04 03		

Achtung: Unsere Artikel sind nur als Ersatz für die angegebenen OE-Nummern gültig. In der Spalte "Ref." ist lediglich ein Teil der OE-Nummern aufgeführt. Die vollständige Auflistung aller Vergleichsnummern finden Sie im Anhang.

Attention: The articles are only valid as replacement for the listed OE-numbers. In the column "Ref." only a selection of OE-No. is given. The complete listing you can see in the appendix. (151)

		Baumuster Model						Ref.
--	---	--------------------	---	---	---	---	---	------











MERCEDES-BENZ

ATEGO 1823 - 1929										
1823 LS 1828 LS	05.98 - 09.04 05.98 - 09.04	954.532			280 939 =	->Chass. K794516		940 890 05 19 940 890 10 19		
						290 996 =	Langes Fahrerhaus / Long cab mit Hochdach / with raised roof	(60) (125)	375 890 08 19 940 890 45 19 940 890 46 19 958 317 15 03	
						290 268 =			942 890 05 19 958 317 07 03	
						290 251 =	seitlicher Einbau / Lateral Installation Langes Fahrerhaus / Long cab	(142) (60)	375 890 04 19 375 890 09 19 940 890 38 19 940 890 47 19 958 317 10 03 958 317 11 03	
						311 889 =	Langes Fahrerhaus / Long cab mit Hochdach / with raised roof	(60) (125)	940 890 18 19	
							290 995 =	Langes Fahrerhaus / Long cab	(60)	375 890 05 19 940 890 39 19 940 890 41 19 958 317 21 03
							135 066 =			940 890 08 19 940 890 09 19 940 890 13 19 940 890 15 19 958 317 04 03
										
1828,1828 L	05.98 - 09.04	950.501-508 950.531-539 950.544 950.546-547			280 939 =	->Chass. K794516		940 890 05 19 940 890 10 19		
						290 996 =	Langes Fahrerhaus / Long cab mit Hochdach / with raised roof	(60) (125)	375 890 08 19 940 890 45 19 940 890 46 19 958 317 15 03	
						290 268 =			942 890 05 19 958 317 07 03	
						290 251 =	seitlicher Einbau / Lateral Installation Langes Fahrerhaus / Long cab	(142) (60)	375 890 04 19 375 890 09 19 940 890 38 19 940 890 47 19 958 317 10 03 958 317 11 03	
						311 889 =	Langes Fahrerhaus / Long cab mit Hochdach / with raised roof	(60) (125)	940 890 18 19	
							290 995 =	Langes Fahrerhaus / Long cab	(60)	375 890 05 19 940 890 39 19 940 890 41 19 958 317 21 03
							135 066 =			940 890 08 19 940 890 09 19 940 890 13 19 940 890 15 19 958 317 04 03
										

Achtung: Unsere Artikel sind nur als Ersatz für die angegebenen OE-Nummern gültig. In der Spalte "Ref." ist lediglich ein Teil der OE-Nummern aufgeführt. Die vollständige Auflistung aller Vergleichsnummern finden Sie im Anhang.
Attention: The articles are only valid as replacement for the listed OE-numbers. In the column "Ref." only a selection of OE-No. is given. The complete listing you can see in the appendix. (151)

		Baumuster Model						Ref.
--	--	--------------------	---	---	---	--	---	------









MERCEDES-BENZ

ATEGO 1823 - 1929									
1828 A	05.98 - 09.04	950.562-563			280 939 =	->Chass. K794516		940 890 05 19 940 890 10 19	
					290 996 =	Langes Fahrerhaus / Long cab mit Hochdach / with raised roof	(60) (125)	375 890 08 19 940 890 45 19 940 890 46 19 958 317 15 03	
					290 268 =			942 890 05 19 958 317 07 03	
					290 251 =	seitlicher Einbau / Lateral Installation Langes Fahrerhaus / Long cab		(142) (60)	375 890 04 19 375 890 09 19 940 890 38 19 940 890 47 19 958 317 10 03 958 317 11 03
						Langes Fahrerhaus / Long cab mit Hochdach / with raised roof		(60) (125)	940 890 18 19
						Langes Fahrerhaus / Long cab		(60)	375 890 05 19 940 890 39 19 940 890 41 19 958 317 21 03
									940 890 08 19 940 890 09 19 940 890 13 19 940 890 15 19 958 317 04 03
1923 L 1928 L	- 12.01 - 12.01	970.663 970.665 970.667			131 676		958 317 05 03 970 317 17 03 970 317 41 03		
					131 726		958 317 06 03 970 317 18 03 970 317 42 03		
		311 888 =	Kurzes Fahrerhaus / Short cab		(59)	958 317 03 03 970 317 29 03 970 317 39 03 970 317 47 03			
			Kurzes Fahrerhaus / Short cab		(59)	970 317 01 03 970 317 30 03 970 317 31 03 970 317 32 03 970 317 50 03			
			Kurzes Fahrerhaus / Short cab		(59)	940 890 02 19 970 317 26 03 970 317 36 03 970 317 44 03			
						940 890 03 19 970 317 27 03 970 317 37 03 970 317 45 03			

Achtung: Unsere Artikel sind nur als Ersatz für die angegebenen OE-Nummern gültig. In der Spalte "Ref." ist lediglich ein Teil der OE-Nummern aufgeführt. Die vollständige Auflistung aller Vergleichsnummern finden Sie im Anhang.
Attention: The articles are only valid as replacement for the listed OE-numbers. In the column "Ref." only a selection of OE-No. is given. The complete listing you can see in the appendix. (151)

		Baumuster Model						Ref.
--	---	--------------------	---	---	---	---	---	------

MERCEDES-BENZ









ATEGO 2223 - 2528											
2223 L 2228 L	- 12.01 - 12.01	970.673 970.675 970.677			131 676			958 317 05 03 970 317 17 03 970 317 41 03			
					131 726			958 317 06 03 970 317 18 03 970 317 42 03			
					311 888 =	Kurzes Fahrerhaus / Short cab	(59)			958 317 03 03 970 317 29 03 970 317 39 03 970 317 47 03	
								135 180	Kurzes Fahrerhaus / Short cab	(59)	970 317 01 03 970 317 30 03 970 317 31 03 970 317 32 03 970 317 50 03
								135 279 =	Kurzes Fahrerhaus / Short cab	(59)	940 890 02 19 970 317 26 03 970 317 36 03 970 317 44 03
								135 280 =			940 890 03 19 970 317 27 03 970 317 37 03 970 317 45 03
2523 L	05.98 - 09.04	950.624			280 939 =	->Chass. K794516		940 890 05 19 940 890 10 19			
					290 996 =	Langes Fahrerhaus / Long cab mit Hochdach / with raised roof	(60) (125)	375 890 08 19 940 890 45 19 940 890 46 19 958 317 15 03			
					290 268 =			942 890 05 19 958 317 07 03			
					290 251 =	seitlicher Einbau / Lateral Installation Langes Fahrerhaus / Long cab	(142) (60)			375 890 04 19 375 890 09 19 940 890 38 19 940 890 47 19 958 317 10 03 958 317 11 03	
								311 889 =	Langes Fahrerhaus / Long cab mit Hochdach / with raised roof	(60) (125)	940 890 18 19
					290 995 =	Langes Fahrerhaus / Long cab	(60)	375 890 05 19 940 890 39 19 940 890 41 19 958 317 21 03			
					135 066 =			940 890 08 19 940 890 09 19 940 890 13 19 940 890 15 19 958 317 04 03			

Achtung: Unsere Artikel sind nur als Ersatz für die angegebenen OE-Nummern gültig. In der Spalte "Ref." ist lediglich ein Teil der OE-Nummern aufgeführt. Die vollständige Auflistung aller Vergleichsnummern finden Sie im Anhang.
Attention: The articles are only valid as replacement for the listed OE-numbers. In the column "Ref." only a selection of OE-No. is given. The complete listing you can see in the appendix. (151)

		Baumuster Model						Ref.
--	---	--------------------	---	---	---	---	---	------

MERCEDES-BENZ

ATEGO 2223 - 2528

2528 L	05.98 - 09.04	950.602-605 950.613-614 950.623-626			280 939 =	->Chass. K794516		940 890 05 19 940 890 10 19		
					290 996 =	Langes Fahrerhaus / Long cab mit Hochdach / with raised roof	(60) (125)	375 890 08 19 940 890 45 19 940 890 46 19 958 317 15 03		
					290 268 =			942 890 05 19 958 317 07 03		
					290 251 =	seitlicher Einbau / Lateral Installation Langes Fahrerhaus / Long cab		(142) (60)	375 890 04 19 375 890 09 19 940 890 38 19 940 890 47 19 958 317 10 03 958 317 11 03	
						311 889 =		Langes Fahrerhaus / Long cab mit Hochdach / with raised roof	(60) (125)	940 890 18 19
						290 995 = 		Langes Fahrerhaus / Long cab	(60)	375 890 05 19 940 890 39 19 940 890 41 19 958 317 21 03
								135 066 =		940 890 08 19 940 890 09 19 940 890 13 19 940 890 15 19 958 317 04 03

ATEGO 2628 -



















2628	05.98 - 09.04	950.642-643			280 939 =	->Chass. K794516		940 890 05 19 940 890 10 19		
					290 996 =	Langes Fahrerhaus / Long cab mit Hochdach / with raised roof	(60) (125)	375 890 08 19 940 890 45 19 940 890 46 19 958 317 15 03		
					290 268 =			942 890 05 19 958 317 07 03		
					290 251 =	seitlicher Einbau / Lateral Installation Langes Fahrerhaus / Long cab		(142) (60)	375 890 04 19 375 890 09 19 940 890 38 19 940 890 47 19 958 317 10 03 958 317 11 03	
						311 889 =		Langes Fahrerhaus / Long cab mit Hochdach / with raised roof	(60) (125)	940 890 18 19
						290 995 = 		Langes Fahrerhaus / Long cab	(60)	375 890 05 19 940 890 39 19 940 890 41 19 958 317 21 03
								135 066 =		940 890 08 19 940 890 09 19 940 890 13 19 940 890 15 19 958 317 04 03

Achtung: Unsere Artikel sind nur als Ersatz für die angegebenen OE-Nummern gültig. In der Spalte "Ref." ist lediglich ein Teil der OE-Nummern aufgeführt. Die vollständige Auflistung aller Vergleichsnummern finden Sie im Anhang.

Attention: The articles are only valid as replacement for the listed OE-numbers. In the column "Ref." only a selection of OE-No. is given. The complete listing you can see in the appendix. (151)

		Baumuster Model						Ref.
--	---	--------------------	---	---	---	---	---	------

























MERCEDES-BENZ

ATEGO 2628 -											
2628 B	05.98 - 09.04	953.641 953.643			280 939 =	->Chass. K794516		940 890 05 19 940 890 10 19			
					290 996 =	Langes Fahrerhaus / Long cab mit Hochdach / with raised roof	(60) (125)	375 890 08 19 940 890 45 19 940 890 46 19 958 317 15 03			
					290 268 =			942 890 05 19 958 317 07 03			
						290 251 =	seitlicher Einbau / Lateral Installation Langes Fahrerhaus / Long cab	(142) (60)	375 890 04 19 375 890 09 19 940 890 38 19 940 890 47 19 958 317 10 03 958 317 11 03		
										311 889 =	Langes Fahrerhaus / Long cab mit Hochdach / with raised roof
							290 995 =	Langes Fahrerhaus / Long cab	(60)		
							135 066 =			940 890 08 19 940 890 09 19 940 890 13 19 940 890 15 19 958 317 04 03	
			2628 K	05.98 - 09.04	952.641-643			280 939 =	->Chass. K794516		940 890 05 19 940 890 10 19
								290 996 =	Langes Fahrerhaus / Long cab mit Hochdach / with raised roof	(60) (125)	375 890 08 19 940 890 45 19 940 890 46 19 958 317 15 03
								290 268 =			942 890 05 19 958 317 07 03
						290 251 =	seitlicher Einbau / Lateral Installation Langes Fahrerhaus / Long cab	(142) (60)	375 890 04 19 375 890 09 19 940 890 38 19 940 890 47 19 958 317 10 03 958 317 11 03		
										311 889 =	Langes Fahrerhaus / Long cab mit Hochdach / with raised roof
							290 995 =	Langes Fahrerhaus / Long cab	(60)		
							135 066 =			940 890 08 19 940 890 09 19 940 890 13 19 940 890 15 19 958 317 04 03	

Achtung: Unsere Artikel sind nur als Ersatz für die angegebenen OE-Nummern gültig. In der Spalte "Ref." ist lediglich ein Teil der OE-Nummern aufgeführt. Die vollständige Auflistung aller Vergleichsnummern finden Sie im Anhang.
 Attention: The articles are only valid as replacement for the listed OE-numbers. In the column "Ref." only a selection of OE-No. is given. The complete listing you can see in the appendix. (151)

		Baumuster Model						Ref.
--	---	--------------------	---	---	---	---	---	------

MERCEDES-BENZ

















AXOR 1823 - 2044		01.02 -							
1823 1823 K	01.02 - 10.04	375.301			290 268 =			942 890 05 19 958 317 07 03	
	01.02 - 10.04	375.303			290 251 =	Langes Fahrerhaus / Long cab	(60)	375 890 04 19 375 890 09 19 940 890 38 19 940 890 47 19 958 317 10 03 958 317 11 03	
					290 995 =	Langes Fahrerhaus / Long cab	(60)	375 890 05 19 940 890 39 19 940 890 41 19 958 317 21 03	
					135 066 =			940 890 08 19 940 890 09 19 940 890 13 19 940 890 15 19 958 317 04 03	
1823, 1823 L, 1824, 1824 L, LL 1826, 1826 L, LL 1828, 1828 L, 1829, 1829 L, LL 1833, 1833 L, LL	10.04 -	950.501-509			280 939 =	->Chass. K794516		940 890 05 19 940 890 10 19	
	10.04 -	950.531-539			290 996 =	Langes Fahrerhaus / Long cab mit Hochdach / with raised roof	(60) (125)	375 890 08 19 940 890 45 19 940 890 46 19 958 317 15 03	
	10.04 -	950.544			290 268 =			942 890 05 19 958 317 07 03	
	10.04 -	950.546-547				290 251 =	seitlicher Einbau / Lateral Installation Langes Fahrerhaus / Long cab	(142) (60)	375 890 04 19 375 890 09 19 940 890 38 19 940 890 47 19 958 317 10 03 958 317 11 03
					311 889 =	Langes Fahrerhaus / Long cab mit Hochdach / with raised roof	(60) (125)	940 890 18 19	
						290 995 =	Langes Fahrerhaus / Long cab	(60)	375 890 05 19 940 890 39 19 940 890 41 19 958 317 21 03
					135 066 =			940 890 08 19 940 890 09 19 940 890 13 19 940 890 15 19 958 317 04 03	
						280 939 =	->Chass. K794516		940 890 05 19 940 890 10 19
1823 AK, 1824 AK 1826 AK 1828 AK, 1829 AK 1833 AK	10.04 -	952.562-563			290 996 =	Langes Fahrerhaus / Long cab mit Hochdach / with raised roof	(60) (125)	375 890 08 19 940 890 45 19 940 890 46 19 958 317 15 03	
	10.04 -				290 268 =			942 890 05 19 958 317 07 03	
	10.04 -					290 251 =	seitlicher Einbau / Lateral Installation Langes Fahrerhaus / Long cab	(142) (60)	375 890 04 19 375 890 09 19 940 890 38 19 940 890 47 19 958 317 10 03 958 317 11 03
					311 889 =	Langes Fahrerhaus / Long cab mit Hochdach / with raised roof	(60) (125)	940 890 18 19	
						290 995 =	Langes Fahrerhaus / Long cab	(60)	375 890 05 19 940 890 39 19 940 890 41 19 958 317 21 03
					135 066 =			940 890 08 19 940 890 09 19 940 890 13 19 940 890 15 19 958 317 04 03	
						280 939 =	->Chass. K794516		940 890 05 19 940 890 10 19
						290 996 =	Langes Fahrerhaus / Long cab mit Hochdach / with raised roof	(60) (125)	375 890 08 19 940 890 45 19 940 890 46 19 958 317 15 03

Achtung: Unsere Artikel sind nur als Ersatz für die angegebenen OE-Nummern gültig. In der Spalte "Ref." ist lediglich ein Teil der OE-Nummern aufgeführt. Die vollständige Auflistung aller Vergleichsnummern finden Sie im Anhang.

Attention: The articles are only valid as replacement for the listed OE-numbers. In the column "Ref." only a selection of OE-No. is given. The complete listing you can see in the appendix. (151)

		Baumuster Model						Ref.
--	---	--------------------	---	---	---	---	---	------
























MERCEDES-BENZ

AXOR 1823 - 2044		01.02 -									
1823 LS, 1824 LS 1826 LS 1829 LS 1833 LS	10.04 -	954.532			280 939 =	->Chass. K794516		940 890 05 19 940 890 10 19			
	10.04 -				290 996 =	Langes Fahrerhaus / Long cab mit Hochdach / with raised roof	(60) (125)	375 890 08 19 940 890 45 19 940 890 46 19 958 317 15 03			
	10.04 -				290 268 =			942 890 05 19 958 317 07 03			
	10.04 -					290 251 =	seitlicher Einbau / Lateral Installation Langes Fahrerhaus / Long cab	(142) (60)	375 890 04 19 375 890 09 19 940 890 38 19 940 890 47 19 958 317 10 03 958 317 11 03		
						311 889 =	Langes Fahrerhaus / Long cab mit Hochdach / with raised roof	(60) (125)	940 890 18 19		
					290 995 =	Langes Fahrerhaus / Long cab	(60)	375 890 05 19 940 890 39 19 940 890 41 19 958 317 21 03			
					135 066 =			940 890 08 19 940 890 09 19 940 890 13 19 940 890 15 19 958 317 04 03			
	1823 K, 1824 K 1826 K 1828 K, 1829 K 1833 K			10.04 -	952.502-503			280 939 =	->Chass. K794516		940 890 05 19 940 890 10 19
				10.04 -				290 996 =	Langes Fahrerhaus / Long cab mit Hochdach / with raised roof	(60) (125)	375 890 08 19 940 890 45 19 940 890 46 19 958 317 15 03
				10.04 -				290 268 =			942 890 05 19 958 317 07 03
10.04 -				290 251 =			seitlicher Einbau / Lateral Installation Langes Fahrerhaus / Long cab	(142) (60)	375 890 04 19 375 890 09 19 940 890 38 19 940 890 47 19 958 317 10 03 958 317 11 03		
				311 889 =			Langes Fahrerhaus / Long cab mit Hochdach / with raised roof	(60) (125)	940 890 18 19		
			290 995 =	Langes Fahrerhaus / Long cab			(60)	375 890 05 19 940 890 39 19 940 890 41 19 958 317 21 03			
			135 066 =					940 890 08 19 940 890 09 19 940 890 13 19 940 890 15 19 958 317 04 03			

Achtung: Unsere Artikel sind nur als Ersatz für die angegebenen OE-Nummern gültig. In der Spalte "Ref." ist lediglich ein Teil der OE-Nummern aufgeführt. Die vollständige Auflistung aller Vergleichsnummern finden Sie im Anhang.
Attention: The articles are only valid as replacement for the listed OE-numbers. In the column "Ref." only a selection of OE-No. is given. The complete listing you can see in the appendix. (151)

		Baumuster Model						Ref.
--	---	--------------------	---	---	---	---	---	------

MERCEDES-BENZ





















AXOR 1823 - 2044		01.02 -							
1828 A, 1829 A 1833 A	10.04 -	950.562-563			280 939 =	->Chass. K794516		940 890 05 19 940 890 10 19	
	10.04 -				290 996 =	Langes Fahrerhaus / Long cab mit Hochdach / with raised roof	(60) (125)	375 890 08 19 940 890 45 19 940 890 46 19 958 317 15 03	
					290 268 =			942 890 05 19 958 317 07 03	
						290 251 =	seitlicher Einbau / Lateral Installation Langes Fahrerhaus / Long cab	(142) (60)	375 890 04 19 375 890 09 19 940 890 38 19 940 890 47 19 958 317 10 03 958 317 11 03
						311 889 =	Langes Fahrerhaus / Long cab mit Hochdach / with raised roof	(60) (125)	940 890 18 19
						290 995 =	Langes Fahrerhaus / Long cab	(60)	375 890 05 19 940 890 39 19 940 890 41 19 958 317 21 03
						135 066 =			940 890 08 19 940 890 09 19 940 890 13 19 940 890 15 19 958 317 04 03
1835 LS 1836 LS 1840 LS 1840 LS 1843 LS 1843 LS	01.02 - 10.04	944.032-033			290 996 =	Langes Fahrerhaus / Long cab	(60)	375 890 08 19 940 890 45 19 940 890 46 19 958 317 15 03	
	10.04 -				290 268 =			942 890 05 19 958 317 07 03	
	01.02 - 10.04					290 251 =	seitlicher Einbau / Lateral Installation Langes Fahrerhaus / Long cab	(142) (60)	375 890 04 19 375 890 09 19 940 890 38 19 940 890 47 19 958 317 10 03 958 317 11 03
	10.04 -					290 995 =	Langes Fahrerhaus / Long cab	(60)	375 890 05 19 940 890 39 19 940 890 41 19 958 317 21 03
	01.02 - 10.04					311 664	Luftfeder: Beinhaltet Stoßdämpfer und Luftfederbalg / Pneumatic spring: contains shock absorber and air suspension bellow	(63)	942 890 61 19
1843 LS	10.04 -								
AXOR 2436 - 2543		01.02 -							
2436 LS, 2536 LS 2440 LS, 2540 LS 2443 LS, 2543 LS	10.04 -	944.235			290 996 =	Langes Fahrerhaus / Long cab	(60)	375 890 08 19 940 890 45 19 940 890 46 19 958 317 15 03	
	10.04 -				290 268 =			942 890 05 19 958 317 07 03	
	10.04 -					290 251 =	seitlicher Einbau / Lateral Installation Langes Fahrerhaus / Long cab	(142) (60)	375 890 04 19 375 890 09 19 940 890 38 19 940 890 47 19 958 317 10 03 958 317 11 03
						290 995 =	Langes Fahrerhaus / Long cab	(60)	375 890 05 19 940 890 39 19 940 890 41 19 958 317 21 03
						311 664	Luftfeder: Beinhaltet Stoßdämpfer und Luftfederbalg / Pneumatic spring: contains shock absorber and air suspension bellow	(63)	942 890 61 19

Achtung: Unsere Artikel sind nur als Ersatz für die angegebenen OE-Nummern gültig. In der Spalte "Ref." ist lediglich ein Teil der OE-Nummern aufgeführt. Die vollständige Auflistung aller Vergleichsnummern finden Sie im Anhang.

Attention: The articles are only valid as replacement for the listed OE-numbers. In the column "Ref." only a selection of OE-No. is given. The complete listing you can see in the appendix. (151)

		Baumuster Model						Ref.
--	---	--------------------	---	---	---	---	---	------



















MERCEDES-BENZ

AXOR 2436 - 2543		01.02 -									
2523 2523 K 2528	01.02 - 10.04	375.322			290 268 =			942 890 05 19 958 317 07 03			
	01.02 - 10.04	375.321			290 251 =	Langes Fahrerhaus / Long cab	(60)	375 890 04 19 375 890 09 19 940 890 38 19 940 890 47 19 958 317 10 03 958 317 11 03			
	01.02 - 10.04	321.322 375.323			290 995 =	Langes Fahrerhaus / Long cab	(60)	375 890 05 19 940 890 39 19 940 890 41 19 958 317 21 03			
						135 066 =			940 890 08 19 940 890 09 19 940 890 13 19 940 890 15 19 958 317 04 03		
2528 L, 2529 L 2533 L	10.04 -	950.602-605			280 939 =	->Chass. K794516		940 890 05 19 940 890 10 19			
	10.04 -	950.613-614					290 996 =	Langes Fahrerhaus / Long cab mit Hochdach / with raised roof	(60) (125)	375 890 08 19 940 890 45 19 940 890 46 19 958 317 15 03	
							290 268 =			942 890 05 19 958 317 07 03	
						290 251 =	seitlicher Einbau / Lateral Installation Langes Fahrerhaus / Long cab	(142) (60)	375 890 04 19 375 890 09 19 940 890 38 19 940 890 47 19 958 317 10 03 958 317 11 03		
						311 889 =	Langes Fahrerhaus / Long cab mit Hochdach / with raised roof	(60) (125)	940 890 18 19		
								290 995 =	Langes Fahrerhaus / Long cab	(60)	375 890 05 19 940 890 39 19 940 890 41 19 958 317 21 03
								135 066 =			940 890 08 19 940 890 09 19 940 890 13 19 940 890 15 19 958 317 04 03
2535 LS, 4x2 2540 LS, 4x2 2543 LS, 4x2	01.02 - 10.04				290 251 =	Langes Fahrerhaus / Long cab	(60)	375 890 04 19 375 890 09 19 940 890 38 19 940 890 47 19 958 317 10 03 958 317 11 03			
	01.02 - 10.04				290 995 =	Langes Fahrerhaus / Long cab	(60)	375 890 05 19 940 890 39 19 940 890 41 19 958 317 21 03			

Achtung: Unsere Artikel sind nur als Ersatz für die angegebenen OE-Nummern gültig. In der Spalte "Ref." ist lediglich ein Teil der OE-Nummern aufgeführt. Die vollständige Auflistung aller Vergleichsnummern finden Sie im Anhang.
Attention: The articles are only valid as replacement for the listed OE-numbers. In the column "Ref." only a selection of OE-No. is given. The complete listing you can see in the appendix. (151)

		Baumuster Model						Ref.
--	---	--------------------	---	---	---	---	---	------

MERCEDES-BENZ



















AXOR 2436 - 2543		01.02 -							
2535 LS, 6x2 2540 LS, 6x2 2543 LS, 6x2	01.02 - 10.04 01.02 - 10.04 01.02 - 10.04	944.233			290 996 =	Langes Fahrerhaus / Long cab	(60)	375 890 08 19 940 890 45 19 940 890 46 19 958 317 15 03	
					290 268 =			942 890 05 19 958 317 07 03	
					290 251 =	seitlicher Einbau / Lateral Installation Langes Fahrerhaus / Long cab	(142) (60)	375 890 04 19 375 890 09 19 940 890 38 19 940 890 47 19 958 317 10 03 958 317 11 03	
						290 995 = ⊕	Langes Fahrerhaus / Long cab	(60)	375 890 05 19 940 890 39 19 940 890 41 19 958 317 21 03
				311 664	Luftfeder: Beinhaltet Stoßdämpfer und Luftfederbalg / Pneumatic spring: contains shock absorber and air suspension bellow	(63)	942 890 61 19		
2535 L, 2536 L 2540 L 2543 L	10.04 - 10.04 - 10.04 -	940.203-205			290 996 =	Langes Fahrerhaus / Long cab	(60)	375 890 08 19 940 890 45 19 940 890 46 19 958 317 15 03	
					290 268 =			942 890 05 19 958 317 07 03	
					135 066 =	Kurzes Fahrerhaus / Short cab	(59)	940 890 08 19 940 890 09 19 940 890 13 19 940 890 15 19 958 317 04 03	
						290 251 =	seitlicher Einbau / Lateral Installation Langes Fahrerhaus / Long cab	(142) (60)	375 890 04 19 375 890 09 19 940 890 38 19 940 890 47 19 958 317 10 03 958 317 11 03
				290 995 = ⊕	Langes Fahrerhaus / Long cab mit niedrigem Dach / with low roof	(60) (129)	375 890 05 19 940 890 39 19 940 890 41 19 958 317 21 03		
AXOR 2623 - 2831		09.01 -							
2623 L 2628 B, 6x2 2628 B, 6x4 2628 K, 6x2 2628 K, 6x4 2628 L	01.02 - 10.04 01.02 - 10.04 01.02 - 10.04 01.02 - 10.04 01.02 - 10.04	375.351 375.374 375.373			290 268 =			942 890 05 19 958 317 07 03	
							290 251 =	Langes Fahrerhaus / Long cab	(60)
				290 995 =			Langes Fahrerhaus / Long cab	(60)	375 890 05 19 940 890 39 19 940 890 41 19 958 317 21 03
				135 066 =			940 890 08 19 940 890 09 19 940 890 13 19 940 890 15 19 958 317 04 03		

Achtung: Unsere Artikel sind nur als Ersatz für die angegebenen OE-Nummern gültig. In der Spalte "Ref." ist lediglich ein Teil der OE-Nummern aufgeführt. Die vollständige Auflistung aller Vergleichsnummern finden Sie im Anhang.

Attention: The articles are only valid as replacement for the listed OE-numbers. In the column "Ref." only a selection of OE-No. is given. The complete listing you can see in the appendix. (151)

		Baumuster Model						Ref.
--	---	--------------------	---	---	---	---	---	------

























MERCEDES-BENZ

AXOR 2623 - 2831		09.01 -								
2628, 2629 2633	10.04 - 10.04 -	950.642-643			280 939 =	->Chass. K794516		940 890 05 19 940 890 10 19		
					290 996 =	Langes Fahrerhaus / Long cab mit Hochdach / with raised roof	(60) (125)	375 890 08 19 940 890 45 19 940 890 46 19 958 317 15 03		
					290 268 =			942 890 05 19 958 317 07 03		
						290 251 =	seitlicher Einbau / Lateral Installation Langes Fahrerhaus / Long cab	(142) (60)	375 890 04 19 375 890 09 19 940 890 38 19 940 890 47 19 958 317 10 03 958 317 11 03	
							311 889 =	Langes Fahrerhaus / Long cab mit Hochdach / with raised roof	(60) (125)	940 890 18 19
							290 995 =	Langes Fahrerhaus / Long cab	(60)	375 890 05 19 940 890 39 19 940 890 41 19 958 317 21 03
							135 066 =			940 890 08 19 940 890 09 19 940 890 13 19 940 890 15 19 958 317 04 03
2628 B, 2629 B 2633 B	10.04 - 10.04 -	953.641 953.643			280 939 =	->Chass. K794516		940 890 05 19 940 890 10 19		
					290 996 =	Langes Fahrerhaus / Long cab mit Hochdach / with raised roof	(60) (125)	375 890 08 19 940 890 45 19 940 890 46 19 958 317 15 03		
					290 268 =			942 890 05 19 958 317 07 03		
						290 251 =	seitlicher Einbau / Lateral Installation Langes Fahrerhaus / Long cab	(142) (60)	375 890 04 19 375 890 09 19 940 890 38 19 940 890 47 19 958 317 10 03 958 317 11 03	
							311 889 =	Langes Fahrerhaus / Long cab mit Hochdach / with raised roof	(60) (125)	940 890 18 19
							290 995 =	Langes Fahrerhaus / Long cab	(60)	375 890 05 19 940 890 39 19 940 890 41 19 958 317 21 03
							135 066 =			940 890 08 19 940 890 09 19 940 890 13 19 940 890 15 19 958 317 04 03

Achtung: Unsere Artikel sind nur als Ersatz für die angegebenen OE-Nummern gültig. In der Spalte "Ref." ist lediglich ein Teil der OE-Nummern aufgeführt. Die vollständige Auflistung aller Vergleichsnummern finden Sie im Anhang.
Attention: The articles are only valid as replacement for the listed OE-numbers. In the column "Ref." only a selection of OE-No. is given. The complete listing you can see in the appendix. (151)

		Baumuster Model						Ref.
--	--	--------------------	---	---	---	--	---	------

















MERCEDES-BENZ

AXOR 2623 - 2831		09.01 -								
2628 K, 2629 K 2633 K	10.04 - 10.04 -	952.641-643			280 939 =	->Chass. K794516		940 890 05 19 940 890 10 19		
					290 996 =	Langes Fahrerhaus / Long cab mit Hochdach / with raised roof	(60) (125)	375 890 08 19 940 890 45 19 940 890 46 19 958 317 15 03		
					290 268 =			942 890 05 19 958 317 07 03		
						290 251 =	seitlicher Einbau / Lateral Installation Langes Fahrerhaus / Long cab	(142) (60)	375 890 04 19 375 890 09 19 940 890 38 19 940 890 47 19 958 317 10 03 958 317 11 03	
						311 889 =	Langes Fahrerhaus / Long cab mit Hochdach / with raised roof	(60) (125)	940 890 18 19	
							290 995 =	Langes Fahrerhaus / Long cab	(60)	375 890 05 19 940 890 39 19 940 890 41 19 958 317 21 03
							135 066 =			940 890 08 19 940 890 09 19 940 890 13 19 940 890 15 19 958 317 04 03
2636 B 2643 B	10.04 - 10.04 -	943.142/143			290 996 =	Langes Fahrerhaus / Long cab	(60)	375 890 08 19 940 890 45 19 940 890 46 19 958 317 15 03		
					290 268 =			942 890 05 19 958 317 07 03		
					135 066 =	Kurzes Fahrerhaus / Short cab	(59)	940 890 08 19 940 890 09 19 940 890 13 19 940 890 15 19 958 317 04 03		
2636 K 2643 K	10.04 - 10.04 -	942.142-143			290 996 =	Langes Fahrerhaus / Long cab	(60)	375 890 08 19 940 890 45 19 940 890 46 19 958 317 15 03		
					290 268 =			942 890 05 19 958 317 07 03		
					135 066 =	Kurzes Fahrerhaus / Short cab	(59)	940 890 08 19 940 890 09 19 940 890 13 19 940 890 15 19 958 317 04 03		
2640 B	10.04 -	943.141-143			290 996 =	Langes Fahrerhaus / Long cab	(60)	375 890 08 19 940 890 45 19 940 890 46 19 958 317 15 03		
					290 268 =			942 890 05 19 958 317 07 03		
		943.142/143			135 066 =	Kurzes Fahrerhaus / Short cab	(59)	940 890 08 19 940 890 09 19 940 890 13 19 940 890 15 19 958 317 04 03		

Achtung: Unsere Artikel sind nur als Ersatz für die angegebenen OE-Nummern gültig. In der Spalte "Ref." ist lediglich ein Teil der OE-Nummern aufgeführt. Die vollständige Auflistung aller Vergleichsnummern finden Sie im Anhang.
Attention: The articles are only valid as replacement for the listed OE-numbers. In the column "Ref." only a selection of OE-No. is given. The complete listing you can see in the appendix. (151)

		Baumuster Model						Ref.
--	---	--------------------	---	---	---	---	---	------






















MERCEDES-BENZ

AXOR 2623 - 2831		09.01 -							
2640 K	10.04 -	942.141-143			290 996 =	Langes Fahrerhaus / Long cab	(60)	375 890 08 19 940 890 45 19 940 890 46 19 958 317 15 03	
					290 268 =			942 890 05 19 958 317 07 03	
	942.142-143			135 066 =	Kurzes Fahrerhaus / Short cab	(59)	940 890 08 19 940 890 09 19 940 890 13 19 940 890 15 19 958 317 04 03		
AXOR 3228 - 4144		09.01 -							
3228	01.02 - 10.04				290 268 =			942 890 05 19 958 317 07 03	
					290 251 =	Langes Fahrerhaus / Long cab	(60)	375 890 04 19 375 890 09 19 940 890 38 19 940 890 47 19 958 317 10 03 958 317 11 03	
									290 995 =
					135 066 =			940 890 08 19 940 890 09 19 940 890 13 19 940 890 15 19 958 317 04 03	
3236 B 3240 B 3243 B	10.04 - 10.04 - 10.04 -	943.304/305			290 996 =	Langes Fahrerhaus / Long cab	(60)	375 890 08 19 940 890 45 19 940 890 46 19 958 317 15 03	
					290 268 =			942 890 05 19 958 317 07 03	
					135 066 =	Kurzes Fahrerhaus / Short cab	(59)	940 890 08 19 940 890 09 19 940 890 13 19 940 890 15 19 958 317 04 03	
3236 K 3240 K 3243 K	10.04 - 10.04 - 10.04 -	942.304-305 942.307			290 996 =	Langes Fahrerhaus / Long cab	(60)	375 890 08 19 940 890 45 19 940 890 46 19 958 317 15 03	
					290 268 =			942 890 05 19 958 317 07 03	
					135 066 =	Kurzes Fahrerhaus / Short cab	(59)	940 890 08 19 940 890 09 19 940 890 13 19 940 890 15 19 958 317 04 03	
3240 3243	03.05 - 03.05 -	940.365			290 996 =	Langes Fahrerhaus / Long cab	(60)	375 890 08 19 940 890 45 19 940 890 46 19 958 317 15 03	
					290 268 =			942 890 05 19 958 317 07 03	
					290 251 =	seitlicher Einbau / Lateral Installation Langes Fahrerhaus / Long cab	(142) (60)	375 890 04 19 375 890 09 19 940 890 38 19 940 890 47 19 958 317 10 03 958 317 11 03	
					290 995 =	Langes Fahrerhaus / Long cab mit niedrigem Dach / with low roof	(60) (129)	375 890 05 19 940 890 39 19 940 890 41 19 958 317 21 03	

Achtung: Unsere Artikel sind nur als Ersatz für die angegebenen OE-Nummern gültig. In der Spalte "Ref." ist lediglich ein Teil der OE-Nummern aufgeführt. Die vollständige Auflistung aller Vergleichsnummern finden Sie im Anhang.
Attention: The articles are only valid as replacement for the listed OE-numbers. In the column "Ref." only a selection of OE-No. is given. The complete listing you can see in the appendix. (151)

		Baumuster Model						Ref.
--	---	--------------------	---	---	---	---	---	------




















MERCEDES-BENZ

AXOR 3228 - 4144		09.01 -						
3335 3340 3343	10.04 -	940.163			290 996 =	Langes Fahrerhaus / Long cab	(60)	375 890 08 19 940 890 45 19 940 890 46 19 958 317 15 03
	10.04 -				290 268 =			942 890 05 19 958 317 07 03
	10.04 -				290 251 =	seitlicher Einbau / Lateral Installation Langes Fahrerhaus / Long cab	(142) (60)	375 890 04 19 375 890 09 19 940 890 38 19 940 890 47 19 958 317 10 03 958 317 11 03
					290 995 = ⊕	Langes Fahrerhaus / Long cab mit niedrigem Dach / with low roof	(60) (129)	375 890 05 19 940 890 39 19 940 890 41 19 958 317 21 03
3340 K	10.04 -	942.162-163			290 996 =	Langes Fahrerhaus / Long cab	(60)	375 890 08 19 940 890 45 19 940 890 46 19 958 317 15 03
					290 268 =			942 890 05 19 958 317 07 03
					135 066 =	Kurzes Fahrerhaus / Short cab	(59)	940 890 08 19 940 890 09 19 940 890 13 19 940 890 15 19 958 317 04 03
3340 B	10.04 -	943.162/163			290 996 =	Langes Fahrerhaus / Long cab	(60)	375 890 08 19 940 890 45 19 940 890 46 19 958 317 15 03
					290 268 =			942 890 05 19 958 317 07 03
					135 066 =	Kurzes Fahrerhaus / Short cab	(59)	940 890 08 19 940 890 09 19 940 890 13 19 940 890 15 19 958 317 04 03
ECONIC		03.98 -						
1823 LL 1828 LL 2628 LL, 6x2/4 2628 LL, 6x4	03.98 -	957.666			290 268 =			942 890 05 19 958 317 07 03
	03.98 -	957.653			135 281 =			970 317 06 03 970 317 38 03 970 317 46 03
	03.98 -	957.542						
	01.98 -	957.654						
		957.682						
	957.661							
	957.664							
	957.541							
	957.657							
	957.656							
	957.543							
	957.663							
	957.681							
	957.662							
Unimog 1000-1350								
U 1000T U 1200T	01.77 - 12.82 01.83 - 05.88	424.131/132			280 965			003 323 52 00

Achtung: Unsere Artikel sind nur als Ersatz für die angegebenen OE-Nummern gültig. In der Spalte "Ref." ist lediglich ein Teil der OE-Nummern aufgeführt. Die vollständige Auflistung aller Vergleichsnummern finden Sie im Anhang.
Attention: The articles are only valid as replacement for the listed OE-numbers. In the column "Ref." only a selection of OE-No. is given. The complete listing you can see in the appendix. (151)

		Baumuster Model						Ref.
--	---	----------------------------	---	---	---	---	---	------



MERCEDES-BENZ


Unimog 1400-1750								
U 1500T	01.77 - 05.88	437.125			280 965			003 323 52 00
U 1550L, 150-157 kW	05.88 -	425.131						
U 1550L, 177 kW	05.88 -	427.107						
U 1600, 150-157 kW	09.89 -	437.000						
U 1600, 177 kW	05.91 -	437.116						
U 1650,U 1650L, 150-157 kW	09.89 -	427.117/118						
U 1650,U 1650L, 177 kW	05.91 -							
U 1700T	09.88 -							
Unimog 2100-2450								
U 2100	09.89 -	437.117			280 965			003 323 52 00
U 2150	09.89 -	437.182						
U 2150,U 2150L, 155-157 kW	09.89 -	437.136						
U 2150,U 2150L, 177 kW	09.89 -	437.156						
U 2400TG	07.93 -	437.105						
U 2450L	07.93 -	437.118						
		437.170						
		437.135						
		437.171						
Unimog 2500-5000								
U 3000	09.02 -	437.421			280 965			003 323 52 00
U 4000, 110-115 kW	09.02 -	437.435						
U 4000, 130 kW	09.02 -	437.425						
U 5000	09.02 -	437.420						
		437.465						
		436.330						
		437.430						
		437.426						
		437.431						
		437.436						
		437.460						
334								
334 37-32 LPS					195 422			000 891 03 05 000 891 05 05 000 891 10 05 001 323 19 00
338								
338 L,LP					195 422			000 891 03 05 000 891 05 05 000 891 10 05 001 323 19 00
709								
709	03.84 - 12.98	673.003 673.002 673.001			106 323	Kurzes Fahrerhaus / Short cab	(59)	673 317 01 03 673 317 02 03 673 317 03 03
					106 324	Langes Fahrerhaus / Long cab	(60)	674 317 00 03 674 317 01 03
709 K	03.84 - 10.90	673.040			106 323	Kurzes Fahrerhaus / Short cab	(59)	673 317 01 03 673 317 02 03 673 317 03 03
710								
710 L,LA,LP		323			195 423			000 891 02 05 000 891 08 05
808								
LP 808,LPL 808	09.63 - 12.84	314.830 316.053 316.052 316.051 314.820			195 423			000 891 02 05 000 891 08 05


Achtung: Unsere Artikel sind nur als Ersatz für die angegebenen OE-Nummern gültig. In der Spalte "Ref." ist lediglich ein Teil der OE-Nummern aufgeführt. Die vollständige Auflistung aller Vergleichsnummern finden Sie im Anhang.
Attention: The articles are only valid as replacement for the listed OE-numbers. In the column "Ref." only a selection of OE-No. is given. The complete listing you can see in the appendix. (151)


		Baumuster Model						Ref.
--	---	----------------------------	---	---	---	---	---	-------------





MERCEDES-BENZ




809								
809	03.84 - 12.98	673.013 673.011/012 673.014 673.010		$\frac{0}{0}$	106 323	Kurzes Fahrerhaus / Short cab	(59)	673 317 01 03 673 317 02 03 673 317 03 03
					$\frac{1}{0}$	106 324	Langes Fahrerhaus / Long cab	(60)
809 K	03.84 - 12.98	673.042		$\frac{0}{0}$	106 323	Kurzes Fahrerhaus / Short cab	(59)	673 317 01 03 673 317 02 03 673 317 03 03

810								
810 LP				$\frac{0}{0}$	195 423			000 891 02 05 000 891 08 05

811								
LP 811	10.69 - 02.73	318.053 318.051/052		$\frac{0}{0}$	195 423			000 891 02 05 000 891 08 05








813								
LP 813,LPL 813 LPK 813 LPS 813,LPLS 813	09.63 - 12.84 03.73 - 12.84 09.63 - 12.84	318.053 318.070 318.254 318.072 318.270 318.052 318.051 318.251 318.253 318.054 318.252		$\frac{0}{0}$	195 423			000 891 02 05 000 891 08 05

814								
814 F	05.86 - 12.98	674.080-082		$\frac{0}{0}$	106 323	Kurzes Fahrerhaus / Short cab	(59)	673 317 01 03 673 317 02 03 673 317 03 03
					$\frac{1}{0}$	106 324	Langes Fahrerhaus / Long cab	(60)
		674.090		$\frac{0}{0}$	106 323	Kurzes Fahrerhaus / Short cab	(59)	673 317 01 03 673 317 02 03 673 317 03 03
814 K 814 S	03.84 - 12.98 03.84 - 12.98	674.042 674.052		$\frac{0}{0}$	106 323	Kurzes Fahrerhaus / Short cab	(59)	673 317 01 03 673 317 02 03 673 317 03 03
814,814L	01.84 - 12.98	674.010 674.213 674.014 674.214 674.011 674.013 674.012 674.212		$\frac{0}{0}$	106 323	Kurzes Fahrerhaus / Short cab	(59)	673 317 01 03 673 317 02 03 673 317 03 03
					$\frac{1}{0}$	106 324	Langes Fahrerhaus / Long cab	(60)


























817								
817 F	03.84 - 12.98	676.080-082		$\frac{0}{0}$	106 323	Kurzes Fahrerhaus / Short cab	(59)	673 317 01 03 673 317 02 03 673 317 03 03
					$\frac{1}{0}$	106 324	Langes Fahrerhaus / Long cab	(60)
817 K	01.86 - 12.98	676.040		$\frac{0}{0}$	106 323	Kurzes Fahrerhaus / Short cab	(59)	673 317 01 03 673 317 02 03 673 317 03 03
817 S,817 LS	01.84 - 12.98	676.050/051 676.250-253		$\frac{0}{0}$	106 323	Kurzes Fahrerhaus / Short cab	(59)	673 317 01 03 673 317 02 03 673 317 03 03

Achtung: Unsere Artikel sind nur als Ersatz für die angegebenen OE-Nummern gültig. In der Spalte "Ref." ist lediglich ein Teil der OE-Nummern aufgeführt. Die vollständige Auflistung aller Vergleichsnummern finden Sie im Anhang.

Attention: The articles are only valid as replacement for the listed OE-numbers. In the column "Ref." only a selection of OE-No. is given. The complete listing you can see in the appendix. (151)

		Baumuster Model						Ref.
--	---	----------------------------	---	---	---	---	---	-------------

























MERCEDES-BENZ

817								
817,817 L	01.84 - 12.98	676.001-004 676.201-204			106 323	Kurzes Fahrerhaus / Short cab	(59)	673 317 01 03 673 317 02 03 673 317 03 03
					106 324	Langes Fahrerhaus / Long cab	(60)	674 317 00 03 674 317 01 03
911								
911 B, L, LA, LP, LAP LP 911 B LPS 911 B	01.67 - 03.77 01.67 - 03.77	353.053 353.052 353.058 353.056/057 353.051 353.054 353.065 353.064			195 423			000 891 02 05 000 891 08 05
913								
913 LP LP 913,LPL 913 LPK 913 LPS 913	09.63 - 12.84 01.67 - 12.84 10.69 - 12.84	318.057/058 318.092 318.090 318.257/258 318.056 352 318.256 318.059			195 423			000 891 02 05 000 891 08 05
914								
914	03.84 - 12.98	674.021-024			106 323	Kurzes Fahrerhaus / Short cab	(59)	673 317 01 03 673 317 02 03 673 317 03 03
					106 324	Langes Fahrerhaus / Long cab	(60)	674 317 00 03 674 317 01 03
914 AK, 95-100 kW 914 AK, 125 kW	02.87 - 12.98 02.87 - 12.98	674.145 674.144			106 323	Kurzes Fahrerhaus / Short cab	(59)	673 317 01 03 673 317 02 03 673 317 03 03
					106 324	Langes Fahrerhaus / Long cab	(60)	674 317 00 03 674 317 01 03
914 K 914 KO	03.84 - 12.98 01.87 - 12.98	674.044 674.090			106 323	Kurzes Fahrerhaus / Short cab	(59)	673 317 01 03 673 317 02 03 673 317 03 03
917								
917 AK		674.144			106 323	Kurzes Fahrerhaus / Short cab	(59)	673 317 01 03 673 317 02 03 673 317 03 03
1013								
1013 1013 A 1013 AK 1013 K 1013 KO 1013 S	02.76 - 12.84	380.005			101 327 =	Für Export / Saudi-Arabien / for export / Saudi Arabia Kurzes Fahrerhaus / Short cab	(49)	387 890 12 19 387 890 15 19
	02.76 - 12.86	380.050						
	02.76 - 12.84	380.053			101 155	Langes Fahrerhaus / Long cab	(60)	000 891 14 05 000 891 16 05
	02.76 - 12.84	380.007						
	02.76 - 12.84	380.003						
	02.76 - 12.84	380.002						
	02.76 - 12.84	380.004						
	02.76 - 12.84	380.008						
		380.140						
		380.061						
	380.104							
	380.060							
	380.102/103							
	380.040							
LPK 1013	11.76 - 12.84	318.392 318.372			195 423			

Achtung: Unsere Artikel sind nur als Ersatz für die angegebenen OE-Nummern gültig. In der Spalte "Ref." ist lediglich ein Teil der OE-Nummern aufgeführt. Die vollständige Auflistung aller Vergleichsnummern finden Sie im Anhang.
Attention: The articles are only valid as replacement for the listed OE-numbers. In the column "Ref." only a selection of OE-No. is given. The complete listing you can see in the appendix. (151)

		Baumuster Model						Ref.
--	---	--------------------	---	---	---	---	---	------

MERCEDES-BENZ



1017										
1017	11.75 - 02.91	380			101 327 =	Für Export / Saudi-Arabien / for export / Saudi Arabia	(49)	387 890 12 19		
1017 A	11.75 - 02.91							Kurzes Fahrerhaus / Short cab	(59)	387 890 15 19
1017 AF	11.75 - 09.85						101 329 =	Kurzes Fahrerhaus / Short cab	(59)	381 890 07 19
1017 AK	02.76 - 12.84									381 890 09 19
1017 AS	04.77 - 09.85									387 890 10 19
1017 K	02.76 - 12.84									387 890 13 19
1017 KO,1017 F	08.73 - 09.96									387 890 16 19
1017 S,1017 LS	08.73 - 09.96				101 155	Langes Fahrerhaus / Long cab	(60)	000 891 14 05		
					101 388 HD●	Langes Fahrerhaus / Long cab	(60)	000 891 16 05		
								000 891 20 05		
1019										
1019 AF, 141-141 kW	01.79 - 12.82	380.183			101 327 =	Für Export / Saudi-Arabien / for export / Saudi Arabia	(49)	387 890 12 19		
1019 AF, 144 kW	01.79 - 12.82	380.083						Kurzes Fahrerhaus / Short cab	(59)	387 890 15 19
1019 F	01.79 - 12.82						101 329 =	Kurzes Fahrerhaus / Short cab	(59)	381 890 07 19
										381 890 09 19
										387 890 10 19
										387 890 13 19
										387 890 16 19
					101 155	Langes Fahrerhaus / Long cab	(60)	000 891 14 05		
					101 388 HD●	Langes Fahrerhaus / Long cab	(60)	000 891 16 05		
								000 891 20 05		
1113										
1113 B,L,LA		358			195 423			000 891 02 05		
1113 L,LA,LP,LAP		322			195 423			000 891 08 05		
								000 891 02 05		
								000 891 08 05		
1114										
1114,1114 L	01.84 - 12.98	675			106 323			673 317 01 03		
1114 AK	02.87 - 12.98								673 317 02 03	
1114 K	03.84 - 12.98								673 317 03 03	
1114 S	03.84 - 12.98									
1117										
1117,1117 L	01.84 - 12.98	676.212-214			106 323	Kurzes Fahrerhaus / Short cab	(59)	673 317 01 03		
							106 324	Langes Fahrerhaus / Long cab	(60)	673 317 02 03
								673 317 03 03		
								674 317 00 03		
								674 317 01 03		
1118										
1118 L					195 422			000 891 03 05		
								000 891 05 05		
								000 891 10 05		
								001 323 19 00		
1213										
1213	09.75 - 05.86	381.103			101 327 =	Für Export / Saudi-Arabien / for export / Saudi Arabia	(49)	387 890 12 19		
1213 A	09.75 - 05.86	381.060						Kurzes Fahrerhaus / Short cab	(59)	387 890 15 19
1213 AK	09.75 - 05.86	381.007					101 329 =	Kurzes Fahrerhaus / Short cab	(59)	381 890 07 19
1213 AKO	09.75 - 05.86	381.050								381 890 09 19
1213 AS	09.75 - 05.86	381.161								387 890 10 19
1213 K	09.75 - 05.86	381.061								387 890 13 19
1213 KO	09.75 - 05.86	381.140								387 890 16 19
1213 S	09.75 - 05.86	381.150								
		381.002					101 155	Langes Fahrerhaus / Long cab	(60)	000 891 14 05
		381.005								000 891 16 05
		381.003					101 388 HD●	Langes Fahrerhaus / Long cab	(60)	000 891 20 05
		381.102								
		381.008								
		381.104								
		381.160								
		381.040								





Achtung: Unsere Artikel sind nur als Ersatz für die angegebenen OE-Nummern gültig. In der Spalte "Ref." ist lediglich ein Teil der OE-Nummern aufgeführt. Die vollständige Auflistung aller Vergleichsnummern finden Sie im Anhang.





Attention: The articles are only valid as replacement for the listed OE-numbers. In the column "Ref." only a selection of OE-No. is given. The complete listing you can see in the appendix. (151)



		Baumuster Model						Ref.
--	---	--------------------	---	---	---	---	---	------

MERCEDES-BENZ

1213								
1213 LP					195 423			000 891 02 05 000 891 08 05

1217												
1217,1217 L	08.73 - 09.96	381.015			101 327 =	Für Export / Saudi-Arabien / for export / Saudi Arabia	(49)	387 890 12 19 387 890 15 19				
1217 A	09.75 - 09.85	381.013				Kurzes Fahrerhaus / Short cab	(59)					
1217 AK	09.75 - 09.85	381.218			101 329 =	Kurzes Fahrerhaus / Short cab	(59)	381 890 07 19 381 890 09 19 387 890 10 19 387 890 13 19 387 890 16 19				
1217 AS	09.75 - 09.85	381.114										
1217 K	09.75 - 12.84	381.112				101 155	Langes Fahrerhaus / Long cab	(60)	000 891 14 05 000 891 16 05			
1217 KO, 124 kW	09.75 - 09.85	381.143						101 388 HD●	Langes Fahrerhaus / Long cab	(60)	000 891 20 05	
1217 KO, 125 kW	03.94 - 12.98	381.251										
1217 S,1217 LS	08.73 - 09.96	381.215										
		381.252										
		381.018										
		381.043										
		381.052										
		381.212										
		381.217										
		381.113										
		381.151										
		381.065										
		381.213										
		381.012										
		381.017										
		381.051										



















1219												
1219	09.75 - 09.84	381.182			101 327 =	Für Export / Saudi-Arabien / for export / Saudi Arabia	(49)	387 890 12 19 387 890 15 19				
1219 A	09.75 - 12.82	381.082				Kurzes Fahrerhaus / Short cab	(59)					
1219 AF	09.75 - 09.84	381.046			101 329 =	Kurzes Fahrerhaus / Short cab	(59)	381 890 07 19 381 890 09 19 387 890 10 19 387 890 13 19 387 890 16 19				
1219 AK	09.75 - 12.84	381.025										
1219 F	09.75 - 09.84	381.083				101 155	Langes Fahrerhaus / Long cab	(60)	000 891 14 05 000 891 16 05			
1219 K	09.75 - 09.84	381.123						101 388 HD●	Langes Fahrerhaus / Long cab	(60)	000 891 20 05	
1219 S	09.75 - 09.84	381.054										
		381.023										
		381.122										
		381.027										
		381.183										
		381.146										
		381.055										
		381.022										
		381.084										

1314										
1314	07.84 - 12.98	675.033			106 323			673 317 01 03 673 317 02 03 673 317 03 03		
1314 AK	06.87 - 12.98	675.032								
1314 K	07.84 - 12.98	675.147								
1314 KO	07.84 - 12.98	675.146								
		675.034								
		675.046 675.093								

Achtung: Unsere Artikel sind nur als Ersatz für die angegebenen OE-Nummern gültig. In der Spalte "Ref." ist lediglich ein Teil der OE-Nummern aufgeführt. Die vollständige Auflistung aller Vergleichsnummern finden Sie im Anhang.
Attention: The articles are only valid as replacement for the listed OE-numbers. In the column "Ref." only a selection of OE-No. is given. The complete listing you can see in the appendix. (151)

		Baumuster Model						Ref.
--	---	----------------------------	---	---	---	---	---	-------------

MERCEDES-BENZ




1413												
1413	09.75 - 12.84	383.161			101 327 =	Für Export / Saudi-Arabien / for export / Saudi Arabia	(49)	387 890 12 19				
1413 A	09.75 - 12.84	383.140				Kurzes Fahrerhaus / Short cab	(59)	387 890 15 19				
1413 AK	09.75 - 12.84	383.160					101 329 =	Kurzes Fahrerhaus / Short cab	(59)	381 890 07 19		
1413 AKO	09.75 - 12.84	383.008								381 890 09 19		
1413 K	09.75 - 12.84	383.002							387 890 10 19			
1413 K	09.75 - 12.84	383.007							387 890 13 19			
1413 KO	09.75 - 12.84	383.103							387 890 16 19			
		383.061										
		383.003							101 155	Langes Fahrerhaus / Long cab	(60)	000 891 14 05
		383.005							101 388 HD●	Langes Fahrerhaus / Long cab	(60)	000 891 16 05
		383.060						000 891 20 05				
		383.141										
		383.040/041										
1413 L,LA		327			195 423			000 891 02 05				
								000 891 08 05				
1413 LP		340			195 423			000 891 02 05				
								000 891 08 05				
1417												
1417	05.75 - 12.84	383.018			101 327 =	Für Export / Saudi-Arabien / for export / Saudi Arabia	(49)	387 890 12 19				
1417 A	05.75 - 12.84	383.043				Kurzes Fahrerhaus / Short cab	(59)	387 890 15 19				
1417 AK	05.75 - 12.84	383.015					101 329 =	Kurzes Fahrerhaus / Short cab	(59)	381 890 07 19		
1417 AKO	05.75 - 12.84	383.166								381 890 09 19		
1417 K	05.75 - 12.84	383.066							387 890 10 19			
1417 K	05.75 - 12.84	383.113							387 890 13 19			
1417 KO	05.75 - 12.84	383.143							387 890 16 19			
		383.013										
		383.165							101 155	Langes Fahrerhaus / Long cab	(60)	000 891 14 05
		383.065							101 388 HD●	Langes Fahrerhaus / Long cab	(60)	000 891 16 05
		383.017						000 891 20 05				
		383.044										
1418												
1418 L,LP		338			195 422			000 891 03 05				
								000 891 05 05				
								000 891 10 05				
								001 323 19 00				
1419												
1419,1419 L	08.73 - 09.96	383.022/023			101 327 =	Für Export / Saudi-Arabien / for export / Saudi Arabia	(49)	387 890 12 19				
1419 AK	05.75 - 12.84	383.222				Kurzes Fahrerhaus / Short cab	(59)	387 890 15 19				
1419 AS	05.75 - 12.82	383.227					101 329 =	Kurzes Fahrerhaus / Short cab	(59)	381 890 07 19		
1419 F	05.75 - 12.82	383.225								381 890 09 19		
1419 K	05.75 - 12.82	383.084							387 890 10 19			
1419 K	05.75 - 12.82	383.047							387 890 13 19			
1419 S,1419 LS	08.73 - 09.96	383.028							387 890 16 19			
		383.025										
		383.228							101 155	Langes Fahrerhaus / Long cab	(60)	000 891 14 05
		383.154							101 388 HD●	Langes Fahrerhaus / Long cab	(60)	000 891 16 05
		383.054						000 891 20 05				
		383.223										
		383.146										
		383.254										
		383.046										
		383.027										
		383.255										
		383.055										



Achtung: Unsere Artikel sind nur als Ersatz für die angegebenen OE-Nummern gültig. In der Spalte "Ref." ist lediglich ein Teil der OE-Nummern aufgeführt. Die vollständige Auflistung aller Vergleichsnummern finden Sie im Anhang.



Attention: The articles are only valid as replacement for the listed OE-numbers. In the column "Ref." only a selection of OE-No. is given. The complete listing you can see in the appendix. (151)



		Baumuster Model						Ref.
--	---	--------------------	---	---	---	---	---	------




MERCEDES-BENZ




1424											
1424,1424 L	08.73 - 09.96	383.037/038			101 327 =	Für Export / Saudi-Arabien / for export / Saudi Arabia	(49)	387 890 12 19			
1424 F	07.75 - 01.87	383.048			101 329 =	Kurzes Fahrerhaus / Short cab	(59)	387 890 15 19			
1424 K	07.75 - 01.87	383.056				101 155	Langes Fahrerhaus / Long cab	(60)	000 891 14 05		
1424 S,1424 LS	08.73 - 09.96	383.033								101 388 HD●	Langes Fahrerhaus / Long cab
		383.035									
		383.049						381 890 07 19			
		383.256						381 890 09 19			
		383.057						387 890 10 19			
		383.257						387 890 13 19			
		383.085						387 890 16 19			

1513								
1513 L,LA,LAK,LAKO		360			195 423			000 891 02 05
1513 LP,LK,LS,LKO								000 891 08 05








1518								
1518 LAK		339			195 422			000 891 03 05
								000 891 05 05
								000 891 10 05
								001 323 19 00

1519								
1519 L,LA,LP					195 423			000 891 02 05
								000 891 08 05











1613											
1613,1613 L	08.73 - 09.96	385.208			101 327 =	Für Export / Saudi-Arabien / for export / Saudi Arabia	(49)	387 890 12 19			
1613 K	01.75 - 12.84	385.007			101 329 =	Kurzes Fahrerhaus / Short cab	(59)	387 890 15 19			
1613 KO	01.75 - 12.84	385.041				101 155	Langes Fahrerhaus / Long cab	(60)	000 891 14 05		
		385.004								101 388 HD●	Langes Fahrerhaus / Long cab
		385.042									
		385.008						381 890 07 19			
		385.207						381 890 09 19			
		385.062						387 890 10 19			
		385.006						387 890 13 19			
		385.040						387 890 16 19			
		385.204									
		385.009									
		385.209									
		385.000									
		385.063									

1617											
1617,1617 L	08.73 - 09.96	385.018			101 327 =	Für Export / Saudi-Arabien / for export / Saudi Arabia	(49)	387 890 12 19			
1617 AK	01.75 - 07.85	385.014			101 329 =	Kurzes Fahrerhaus / Short cab	(59)	387 890 15 19			
1617 K	01.75 - 07.85	385.144				101 155	Langes Fahrerhaus / Long cab	(60)	000 891 14 05		
1617 KO	01.75 - 07.85	385.068								101 388 HD●	Langes Fahrerhaus / Long cab
1617 S	01.75 - 07.85	385.067									
		385.069						381 890 07 19			
		385.052						381 890 09 19			
		385.017						387 890 10 19			
		385.044/045						387 890 13 19			
		385.016						387 890 16 19			
		385.219									
		385.217									
		385.010									
		385.214									
		385.143									
		385.043									
		385.218									
		385.019									

Achtung: Unsere Artikel sind nur als Ersatz für die angegebenen OE-Nummern gültig. In der Spalte "Ref." ist lediglich ein Teil der OE-Nummern aufgeführt. Die vollständige Auflistung aller Vergleichsnummern finden Sie im Anhang.
 Attention: The articles are only valid as replacement for the listed OE-numbers. In the column "Ref." only a selection of OE-No. is given. The complete listing you can see in the appendix. (151)

		Baumuster Model						Ref.
--	---	--------------------	---	---	---	---	---	------

MERCEDES-BENZ




























1618																																								
1618 L					195 422			000 891 03 05 000 891 05 05 000 891 10 05 001 323 19 00																																
1619																																								
1619,1619 L	08.73 - 09.96	385.026			101 327 =	Für Export / Saudi-Arabien / for export / Saudi Arabia	(49)	387 890 12 19 387 890 15 19																																
1619 AK	11.74 - 12.82	385.028							101 329 =	Kurzes Fahrerhaus / Short cab	(59)	381 890 07 19 381 890 09 19 387 890 10 19 387 890 13 19 387 890 16 19																												
1619 K	11.74 - 12.82	385.055			101 155	Langes Fahrerhaus / Long cab	(60)	000 891 14 05 000 891 16 05																																
1619 KO	11.74 - 01.87	385.027							101 388 HD●	Langes Fahrerhaus / Long cab	(60)	000 891 20 05																												
1619 S	11.74 - 12.84	385.229			0/0																																			
		385.229							0/0																															
		385.047											0/0																											
		385.054															0/0																							
		385.227																			0/0																			
		385.224																							0/0															
		385.029																											0/0											
		385.020																															0/0							
		385.146																																			0/0			
		385.228																																						
		385.070			0/0																																			
		385.024							0/0																															
		385.046											0/0																											
		385.048	0/0																																					
		385.147																	0/0																					
		385.072																					0/0																	
		385.071																									0/0													
1619 B,LP																																	195 423		000 891 02 05 000 891 08 05					
1620																																								
1620,1620 L	08.73 - 09.96	617.048																															195 422			000 891 03 05 000 891 05 05 000 891 10 05 001 323 19 00				
		617.044																																						
		617.046																																						
		617.448																																						
		617.047																																						
		617.043																																						
		617.447																																						
		617.049																																						
1624																																								
1624,1624 L	08.73 - 09.96	385.239			101 327 =	Für Export / Saudi-Arabien / for export / Saudi Arabia	(49)	387 890 12 19 387 890 15 19																																
1624 K	07.75 - 08.82	385.256							101 329 =	Kurzes Fahrerhaus / Short cab	(59)	381 890 07 19 381 890 09 19 387 890 10 19 387 890 13 19 387 890 16 19																												
1624 S,1624 LS	08.73 - 09.96	385.057			101 155	Langes Fahrerhaus / Long cab	(60)	000 891 14 05 000 891 16 05																																
		385.034							195 422	Langes Fahrerhaus / Long cab	(60)	000 891 03 05 000 891 05 05 000 891 10 05 001 323 19 00																												
		385.238			101 388 HD●	Langes Fahrerhaus / Long cab	(60)	000 891 20 05																																
		385.038							0/0																															
		385.030			0/0																																			
		385.039							0/0																															
		385.049			0/0																																			
		385.037							0/0																															
		385.056			0/0																																			
		385.090							0/0																															
		385.036			0/0																																			
		385.237							0/0																															

Achtung: Unsere Artikel sind nur als Ersatz für die angegebenen OE-Nummern gültig. In der Spalte "Ref." ist lediglich ein Teil der OE-Nummern aufgeführt. Die vollständige Auflistung aller Vergleichsnummern finden Sie im Anhang.

Attention: The articles are only valid as replacement for the listed OE-numbers. In the column "Ref." only a selection of OE-No. is given. The complete listing you can see in the appendix. (151)

		Baumuster Model						Ref.
--	---	----------------------------	---	---	---	---	---	-------------

















































MERCEDES-BENZ

1626												
1626,1626 L 1626 AK 1626 AS 1626 K 1626 S,1626 LS	08.73 - 09.96	387.294			101 327 =	Für Export / Saudi-Arabien / for export / Saudi Arabia Kurzes Fahrerhaus / Short cab	(49)	387 890 12 19				
	08.73 - 12.80	387.212						387 890 15 19				
	05.74 - 12.80	387.012			101 329 =	Kurzes Fahrerhaus / Short cab	(59)	381 890 07 19				
	08.73 - 12.80	387.017						381 890 09 19				
	08.73 - 09.96	387.043					101 155	Langes Fahrerhaus / Long cab	(60)	387 890 10 19		
		387.013								387 890 13 19		
		387.144					101 388 HD●	Langes Fahrerhaus / Long cab	(60)	000 891 14 05		
		387.014								000 891 16 05		
		387.018					762 001					000 891 16 05
		387.218										000 891 20 05
	387.114											
	387.016											
	387.044											
	387.217											
	387.216											
	387.112											
	387.011											
	387.213/214											
1626 LP,LPK,LPS		363						000 891 07 05				
1628												
1628,1628 L	08.73 - 09.96	620.015/016			101 329 =	->Chass. 5146312		381 890 07 19				
								381 890 09 19				
		620.066			313 424 =	313 424 =	313 424 =	Chass. 5146313->		620 890 00 19		
										620 890 01 19		
1628 S,1628 LS	08.73 - 09.96	620.110-113			101 329 =	->Chass. 5146312		381 890 10 19				
								381 890 09 19				
		620.162/163			313 424 =	313 424 =	313 424 =	Chass. 5146313->		387 890 13 19		
										387 890 16 19		
							620 890 00 19					
							620 890 01 19					
							000 891 22 05					
							000 891 22 05					
1632												
1632,1632 L 1632 AK 1632 AS 1632 K 1632 S,1632 LS	08.73 - 09.96	387.226			101 327 =	Für Export / Saudi-Arabien / for export / Saudi Arabia Kurzes Fahrerhaus / Short cab	(49)	387 890 12 19				
	08.73 - 08.82	387.122						387 890 15 19				
	05.74 - 09.83	387.053			101 329 =	Kurzes Fahrerhaus / Short cab	(59)	381 890 07 19				
	08.73 - 08.82	387.026						381 890 09 19				
	08.73 - 09.96	387.054					101 155	Langes Fahrerhaus / Long cab	(60)	387 890 10 19		
		387.022								387 890 13 19		
		387.223/224					101 388 HD●	Langes Fahrerhaus / Long cab	(60)	000 891 14 05		
		387.023								000 891 16 05		
		387.027					762 001					387 890 16 19
		387.222										000 891 20 05
	387.154											
	387.227											
	387.024											
1632 LP,LPK,LPS		363						000 891 07 05				
1633												
1633,1633 L	08.73 - 09.96	620.096			313 424 =			000 891 22 05				
								000 891 22 05				
1633 S,1633 LS	08.73 - 09.96	620.192/193			313 424 =			000 891 22 05				
								000 891 22 05				

Achtung: Unsere Artikel sind nur als Ersatz für die angegebenen OE-Nummern gültig. In der Spalte "Ref." ist lediglich ein Teil der OE-Nummern aufgeführt. Die vollständige Auflistung aller Vergleichsnummern finden Sie im Anhang.
 Attention: The articles are only valid as replacement for the listed OE-numbers. In the column "Ref." only a selection of OE-No. is given. The complete listing you can see in the appendix. (151)

		Baumuster Model						Ref.
--	---	--------------------	---	---	---	---	---	------































MERCEDES-BENZ

1635								
1635,1635 L	08.73 - 09.96	645.026			106 783 =	Kurzes Fahrerhaus / Short cab	(59)	620 890 00 19 620 890 01 19
		645.076			313 424 =			000 891 22 05
					313 424 =			000 891 22 05
1635 K	02.86 - 07.89	645.127			106 783 =	Kurzes Fahrerhaus / Short cab	(59)	620 890 00 19 620 890 01 19
					313 424 =	Fahrerhaus mittellang / Cab medium length	(18)	000 891 22 05
1635 S,1635 LS	08.73 - 09.96	645.122/123			106 783 =	Kurzes Fahrerhaus / Short cab	(59)	620 890 00 19 620 890 01 19
		645.172/173			313 424 =			000 891 22 05
					313 424 =			000 891 22 05
1636								
1636,1636 L	08.73 - 09.96	620.026			101 329 =	->Chass. 5146312 Kurzes Fahrerhaus / Short cab	(59)	381 890 07 19 381 890 09 19 387 890 10 19 387 890 13 19 387 890 16 19
					106 783 =	Chass. 5146313-> Kurzes Fahrerhaus / Short cab	(59)	620 890 00 19 620 890 01 19
					313 424 =	Langes Fahrerhaus / Long cab	(60)	000 891 22 05
					313 424 =	Langes Fahrerhaus / Long cab	(60)	000 891 22 05
1636 S,1636 LS	08.73 - 09.96	620.122/123			101 329 =	->Chass. 5146312 Kurzes Fahrerhaus / Short cab	(59)	381 890 07 19 381 890 09 19 387 890 10 19 387 890 13 19 387 890 16 19
					106 783 =	Chass. 5146313-> Kurzes Fahrerhaus / Short cab	(59)	620 890 00 19 620 890 01 19
					313 424 =			000 891 22 05
1638								
1638	11.80 - 12.86	620.086			313 424 =			000 891 22 05
					313 424 =			000 891 22 05
1638 S,1638 LS	08.73 - 09.96	620.182/183			313 424 =			000 891 22 05
					313 424 =			000 891 22 05
1644								
1644	06.86 - 08.89	645.096			313 424 =			000 891 22 05
					313 424 =			000 891 22 05
1644 S,1644 LS	08.73 - 09.96	645.192/193			313 424 =(x4)			000 891 22 05
					313 424 =(x4)			000 891 22 05
1650								
1650		645.096			313 424 =			000 891 22 05
					313 424 =			000 891 22 05








Achtung: Unsere Artikel sind nur als Ersatz für die angegebenen OE-Nummern gültig. In der Spalte "Ref." ist lediglich ein Teil der OE-Nummern aufgeführt. Die vollständige Auflistung aller Vergleichsnummern finden Sie im Anhang.
Attention: The articles are only valid as replacement for the listed OE-numbers. In the column "Ref." only a selection of OE-No. is given. The complete listing you can see in the appendix. (151)

		Baumuster Model						Ref.
--	---	--------------------	---	---	---	---	---	------



MERCEDES-BENZ



1719										
1719	09.73 - 08.82	387.006			101 327 =	Für Export / Saudi-Arabien / for export / Saudi Arabia	(49)	387 890 12 19		
1719 AK	09.73 - 08.82	387.033/034			Kurzes Fahrerhaus / Short cab	(59)	387 890 15 19			
1719 K	09.73 - 08.82	387.002			101 329 =	Kurzes Fahrerhaus / Short cab	(59)	381 890 07 19		
1719 S	09.73 - 08.82	387.134						381 890 09 19		
							387 890 10 19			
							387 890 13 19			
							387 890 16 19			
					101 155	Langes Fahrerhaus / Long cab	(60)	000 891 14 05		
					101 388 HD●	Langes Fahrerhaus / Long cab	(60)	000 891 16 05		
								000 891 20 05		
1729										
1728, 1729, 1729 L	07.87 - 09.96	655.416 655.418			106 783 =	Kurzes Fahrerhaus / Short cab	(59)	620 890 00 19		
									620 890 01 19	
					313 424 =	Fahrerhaus mittellang / Cab medium length	(18)	000 891 22 05		
1729 L		655.476			313 424 =			000 891 22 05		
									000 891 22 05	
1729 S, 1729 LS	07.87 - 09.96	655.513 655.111/112 655.511 655.113 655.512			106 783 =	Kurzes Fahrerhaus / Short cab	(59)	620 890 00 19		
								620 890 01 19		
1733										
1733 S, 1733 LS	12.87 - 09.96	652.162			106 783 =	Kurzes Fahrerhaus / Short cab	(59)	620 890 00 19		
								620 890 01 19		
1735										
1735, 1735 L	07.87 - 09.96	655.426			106 783 =	Kurzes Fahrerhaus / Short cab	(59)	620 890 00 19		
		655.476					313 424 =			620 890 01 19
							313 424 =			000 891 22 05
					313 424 =			000 891 22 05		
1735 L	07.88 - 08.94	655.476			313 424 =			000 891 22 05		
							313 424 =			000 891 22 05
1735 S, 1735 LS	07.87 - 09.96	645.172/173			313 424 =	Kurzes Fahrerhaus / Short cab	(59)	000 891 22 05		
		655.122/123/ 522/523					106 783 =	Kurzes Fahrerhaus / Short cab	(59)	620 890 00 19
		655.572/573					313 424 =			620 890 01 19
					313 424 =			000 891 22 05		
								000 891 22 05		
1748										
1748, 1748 L	07.87 - 09.96	655.592			313 424 =			000 891 22 05		
1748 S, 1748 LS	07.87 - 09.96	655.496					313 424 =			000 891 22 05
		655.494								
		655.192								
		655.096								
		655.593								
		655.193								
1748 L	07.88 - 07.92	655.182/183			313 424 =	Langes Fahrerhaus / Long cab	(60)	000 891 22 05		
							313 424 =	Langes Fahrerhaus / Long cab	(60)	000 891 22 05
1813										
1813 L					195 423			000 891 02 05		
								000 891 08 05		





Achtung: Unsere Artikel sind nur als Ersatz für die angegebenen OE-Nummern gültig. In der Spalte "Ref." ist lediglich ein Teil der OE-Nummern aufgeführt. Die vollständige Auflistung aller Vergleichsnummern finden Sie im Anhang.
 Attention: The articles are only valid as replacement for the listed OE-numbers. In the column "Ref." only a selection of OE-No. is given. The complete listing you can see in the appendix. (151)







		Baumuster Model						Ref.
--	---	--------------------	---	---	---	---	---	------









MERCEDES-BENZ





1819								
1819 L					195 423			000 891 02 05 000 891 08 05



1823								
1823 K		375.303			290 251 =	Langes Fahrerhaus / Long cab	(60)	375 890 04 19 375 890 09 19 940 890 38 19 940 890 47 19 958 317 10 03 958 317 11 03

1824								
1824 1824,1824 L	01.94 - 09.96 12.87 - 09.96	652.003 652.408 652.009 652.409 652.406 652.006 652.005 652.007 652.004 652.407 652.405 652.008			106 783 =			620 890 00 19 620 890 01 19
1824 AK, 180 kW 1824 AK, 180-230 kW 1824 K, 9572 ccm 1824 K, 10964 ccm	08.92 - 09.96 01.94 - 09.96 08.92 - 09.96 01.94 - 09.96	652.336 652.106 652.303 652.107 652.302			125 178 =			620 890 02 19 620 890 03 19

1827								
1827,1827 L, 9572 ccm 1827,1827 L, 10964 ccm	12.87 - 09.96 12.87 - 09.96	652.455-459			106 783 =			620 890 00 19 620 890 01 19
1827 AK 1827 K		652.106 652.303 652.107 652.302			125 178 =			620 890 02 19 620 890 03 19
1827 S,1827 LS, 9572 ccm 1827 S,1827 LS, 10964 ccm	12.87 - 09.96 12.87 - 09.96	652.551-553			106 783 =			620 890 00 19 620 890 01 19

1831								
1831,1831 L, 9572 ccm 1831,1831 L, 10964 ccm	12.87 - 09.96 12.87 - 09.96	652.495-498			106 783 =			620 890 00 19 620 890 01 19
1831 L		652.405-409			106 783 =			620 890 00 19 620 890 01 19
1831 LS		652.501-503 652.508			106 783 =			620 890 00 19 620 890 01 19
1831 S,1831 LS, 9572 ccm 1831 S,1831 LS, 10964 ccm	12.87 - 09.96 12.87 - 09.96	652.591-593			106 783 =			620 890 00 19 620 890 01 19

1834								
1834 L 1834 LS		652.420-423 652.541-543 652.548			106 783 =			620 890 00 19 620 890 01 19
1834 S,1834 LS	12.87 - 09.96	652.162			106 783 =	Kurzes Fahrerhaus / Short cab	(59)	620 890 00 19 620 890 01 19









































































1835								
1835 AK		655.337			125 178 =	Kurzes Fahrerhaus / Short cab	(59)	620 890 02 19 620 890 03 19

Achtung: Unsere Artikel sind nur als Ersatz für die angegebenen OE-Nummern gültig. In der Spalte "Ref." ist lediglich ein Teil der OE-Nummern aufgeführt. Die vollständige Auflistung aller Vergleichsnummern finden Sie im Anhang.

Attention: The articles are only valid as replacement for the listed OE-numbers. In the column "Ref." only a selection of OE-No. is given. The complete listing you can see in the appendix. (151)

		Baumuster Model						Ref.
--	---	----------------------------	---	---	---	---	---	-------------























































MERCEDES-BENZ

1838								
1838,1838 L, 280 kW, 12763 ccm	07.87 - 09.96	655.035-038			106 783 =	Kurzes Fahrerhaus / Short cab	(59)	620 890 00 19 620 890 01 19
		655.086/087			313 424 =	Langes Fahrerhaus / Long cab	(60)	000 891 22 05
					313 424 =	Langes Fahrerhaus / Long cab	(60)	000 891 22 05
		655.434 655.436/437			106 783 =	Kurzes Fahrerhaus / Short cab	(59)	620 890 00 19 620 890 01 19
			655.484 655.486/487			313 424 =	Langes Fahrerhaus / Long cab	(60)
					313 424 =	Langes Fahrerhaus / Long cab	(60)	000 891 22 05
1838,1838 L, 280 kW, 14618 ccm	07.87 - 09.96	655.035-038			106 783 =	Kurzes Fahrerhaus / Short cab	(59)	620 890 00 19 620 890 01 19
		655.434 655.436/437			106 783 =	Kurzes Fahrerhaus / Short cab	(59)	620 890 00 19 620 890 01 19
					313 424 =	Langes Fahrerhaus / Long cab	(60)	000 891 22 05
		655.484 655.486/487			313 424 =	Langes Fahrerhaus / Long cab	(60)	000 891 22 05
			313 424 =	Langes Fahrerhaus / Long cab	(60)	000 891 22 05		
1838,1838 L, 320 kW	07.87 - 09.96	655.035-038			313 424 =	Kurzes Fahrerhaus / Short cab	(59)	000 891 22 05
					106 783 =	Kurzes Fahrerhaus / Short cab	(59)	620 890 00 19 620 890 01 19
		655.434 655.436/437			313 424 =	Langes Fahrerhaus / Long cab	(60)	000 891 22 05
					106 783 =	Kurzes Fahrerhaus / Short cab	(59)	620 890 00 19 620 890 01 19
1838 AK, 280 kW, 12763 ccm 1838 AK, 280 kW, 14618 ccm 1838 AK, 320 kW 1838 AK, 370 kW 1838 K, 12763 ccm 1838 K, 14618 ccm	12.92 - 09.96	655.337			125 178 =	Kurzes Fahrerhaus / Short cab	(59)	620 890 02 19 620 890 03 19
	01.94 - 09.96	655.138						
	12.92 - 09.96							
	12.92 - 09.96							
	12.90 - 09.96							
06.95 - 09.96								
1838 S,1838 LS, 280 kW, 12763 ccm	07.87 - 09.96	655.132/133			106 783 =	Kurzes Fahrerhaus / Short cab	(59)	620 890 00 19 620 890 01 19
					313 424 =	Langes Fahrerhaus / Long cab	(60)	000 891 22 05
		655.182/183			106 783 =	Kurzes Fahrerhaus / Short cab	(59)	620 890 00 19 620 890 01 19
					313 424 =	Langes Fahrerhaus / Long cab	(60)	000 891 22 05
		655.532/533 655.538			106 783 =	Kurzes Fahrerhaus / Short cab	(59)	620 890 00 19 620 890 01 19
					313 424 =	Langes Fahrerhaus / Long cab	(60)	000 891 22 05
		655.582/583 655.588			313 424 =	Langes Fahrerhaus / Long cab	(60)	000 891 22 05
					313 424 =	Langes Fahrerhaus / Long cab	(60)	000 891 22 05
1838 S,1838 LS, 280 kW, 14618 ccm	07.87 - 09.96	655.132/133			106 783 =	Kurzes Fahrerhaus / Short cab	(59)	620 890 00 19 620 890 01 19
		1838 S,1838 LS, 320 kW	655.532/533 655.538			106 783 =	Kurzes Fahrerhaus / Short cab	(59)
				313 424 =	Langes Fahrerhaus / Long cab	(60)	000 891 22 05	
655.582/583 655.588				313 424 =	Langes Fahrerhaus / Long cab	(60)	000 891 22 05	
		313 424 =	Langes Fahrerhaus / Long cab	(60)	000 891 22 05			
1844								
1844		655.035-037			313 424 =	Langes Fahrerhaus / Long cab	(60)	000 891 22 05
					106 783 =	Kurzes Fahrerhaus / Short cab	(59)	620 890 00 19 620 890 01 19
					313 424 =	Langes Fahrerhaus / Long cab	(60)	000 891 22 05
1844,1844 L	07.87 - 09.96	655.093			313 424 =			000 891 22 05
					313 424 =	Langes Fahrerhaus / Long cab	(60)	000 891 22 05
		655.490 655.492			313 424 =	Langes Fahrerhaus / Long cab	(60)	000 891 22 05
					313 424 =	Langes Fahrerhaus / Long cab	(60)	000 891 22 05

Achtung: Unsere Artikel sind nur als Ersatz für die angegebenen OE-Nummern gültig. In der Spalte "Ref." ist lediglich ein Teil der OE-Nummern aufgeführt. Die vollständige Auflistung aller Vergleichsnummern finden Sie im Anhang.
 Attention: The articles are only valid as replacement for the listed OE-numbers. In the column "Ref." only a selection of OE-No. is given. The complete listing you can see in the appendix. (151)








		Baumuster Model						Ref.
--	---	----------------------------	---	---	---	---	---	-------------

MERCEDES-BENZ
























1844													
1844 F,K,AK,LAK		655.337 655.138			125 178 =	Kurzes Fahrerhaus / Short cab	(59)	620 890 02 19 620 890 03 19					
1844 L, 1844 LS		655.182/183			313 424 =	Langes Fahrerhaus / Long cab	(60)	000 891 22 05					
					106 783 =	Kurzes Fahrerhaus / Short cab	(59)	620 890 00 19 620 890 01 19					
					313 424 =	Langes Fahrerhaus / Long cab	(60)	000 891 22 05					
		655.434 655.436/437			106 783 =	Kurzes Fahrerhaus / Short cab	(59)	620 890 00 19 620 890 01 19					
		655.533			106 783 =	Kurzes Fahrerhaus / Short cab	(59)	620 890 00 19 620 890 01 19					
1844 S,1844 LS	07.87 - 09.96	655.190/191			313 424 =			000 891 22 05					
					313 424 =	Langes Fahrerhaus / Long cab	(60)	000 891 22 05					
		655.590/591			313 424 =	Langes Fahrerhaus / Long cab	(60)	000 891 22 05					
					313 424 =	Langes Fahrerhaus / Long cab	(60)	000 891 22 05					
1850													
1850,1850 L	07.87 - 09.96	655.096			313 424 =			000 891 22 05					
					313 424 =	Langes Fahrerhaus / Long cab	(60)	000 891 22 05					
		655.494 655.496			313 424 =	Langes Fahrerhaus / Long cab	(60)	000 891 22 05					
					313 424 =	Langes Fahrerhaus / Long cab	(60)	000 891 22 05					
1850 K ,AK		655.138			125 178 =	Kurzes Fahrerhaus / Short cab	(59)	620 890 02 19 620 890 03 19					
1850 L 1850 LS ,LAS		655.182/183			313 424 =	Langes Fahrerhaus / Long cab	(60)	000 891 22 05					
					313 424 =	Langes Fahrerhaus / Long cab	(60)	000 891 22 05					
1850 S		655.133			106 783 =	Kurzes Fahrerhaus / Short cab	(59)	620 890 00 19 620 890 01 19					
1850 S,1850 LS	07.87 - 09.96	655.192/193			313 424 =			000 891 22 05					
					313 424 =	Langes Fahrerhaus / Long cab	(60)	000 891 22 05					
		655.592			313 424 =	Langes Fahrerhaus / Long cab	(60)	000 891 22 05					
					313 424 =	Langes Fahrerhaus / Long cab	(60)	000 891 22 05					
1918													
1918 L		349			195 422			000 891 03 05 000 891 05 05 000 891 10 05 001 323 19 00					
1919													
1919 1919 AK 1919 K 1919 S	05.74 - 08.82	389.009 389.134 389.006 389.002 389.007 389.034 389.008 389.003			101 327 =	Für Export / Saudi-Arabien / for export / Saudi Arabia	(49)	387 890 12 19 387 890 15 19					
						101 329 =	Kurzes Fahrerhaus / Short cab	(59)	381 890 07 19 381 890 09 19 387 890 10 19 387 890 13 19 387 890 16 19				
								101 155	Langes Fahrerhaus / Long cab	(60)	000 891 14 05 000 891 16 05		
							101 388 HD●	Langes Fahrerhaus / Long cab	(60)	000 891 20 05			
					1920								
					1920 L,LA					195 422			000 891 03 05 000 891 05 05 000 891 10 05 001 323 19 00

Achtung: Unsere Artikel sind nur als Ersatz für die angegebenen OE-Nummern gültig. In der Spalte "Ref." ist lediglich ein Teil der OE-Nummern aufgeführt. Die vollständige Auflistung aller Vergleichsnummern finden Sie im Anhang.

Attention: The articles are only valid as replacement for the listed OE-numbers. In the column "Ref." only a selection of OE-No. is given. The complete listing you can see in the appendix. (151)

		Baumuster Model						Ref.
--	---	--------------------	---	---	---	---	---	------








































MERCEDES-BENZ

1921									
1921 L					195 422			000 891 03 05 000 891 05 05 000 891 10 05 001 323 19 00	
1922									
1922	10.81 - 10.90	621.006 621.005 621.008 621.007			101 329 =			381 890 07 19 381 890 09 19 387 890 10 19 387 890 13 19 387 890 16 19	
1924									
1924 L,LA					195 422			000 891 03 05 000 891 05 05 000 891 10 05 001 323 19 00	
1926									
1926	05.74 - 12.80	389.016			101 327 =	Für Export / Saudi-Arabien / for export / Saudi Arabia Kurzes Fahrerhaus / Short cab	(49)	387 890 12 19 387 890 15 19	
1926 A	05.74 - 12.80	389.115							
1926 AK	08.73 - 12.80	389.144			101 329 =	Kurzes Fahrerhaus / Short cab	(59)	381 890 07 19 381 890 09 19 387 890 10 19 387 890 13 19 387 890 16 19	
1926 AS	05.74 - 12.80	389.044							
1926 K	08.73 - 12.80	389.013				101 155	Langes Fahrerhaus / Long cab	(60)	000 891 14 05 000 891 16 05
1926 S,1926 LS	08.73 - 09.96	389.017							
		389.043				101 388 HD●	Langes Fahrerhaus / Long cab	(60)	000 891 20 05
		389.012							
		389.018							
		389.014							
		389.213							
		389.019							
		389.116							
		389.112							
1926 LP,LPK,LPS		363			762 001			000 891 07 05	
1928									
1928 S,1928 LS	08.73 - 09.96	621.112			101 329 =	->Chass. 5146312 Kurzes Fahrerhaus / Short cab	(59)	381 890 07 19 381 890 09 19 387 890 10 19 387 890 13 19 387 890 16 19	
						106 783 =	Chass. 5146313-> Kurzes Fahrerhaus / Short cab	(59)	620 890 00 19 620 890 01 19
1932									
1932	05.74 - 03.83	389.026			101 327 =	Für Export / Saudi-Arabien / for export / Saudi Arabia Kurzes Fahrerhaus / Short cab	(49)	387 890 12 19 387 890 15 19	
1932 A	05.74 - 03.83	389.125							
1932 AK	08.73 - 09.83	389.053			101 329 =	Kurzes Fahrerhaus / Short cab	(59)	381 890 07 19 381 890 09 19 387 890 10 19 387 890 13 19 387 890 16 19	
1932 AS	05.74 - 12.82	389.027							
1932 K	08.73 - 08.82	389.124				101 155	Langes Fahrerhaus / Long cab	(60)	000 891 14 05 000 891 16 05
1932 S,1932 LS	08.73 - 09.96	389.154							
		389.024				101 388 HD●	Langes Fahrerhaus / Long cab	(60)	000 891 20 05
		389.122							
		389.054							
		389.023							
		389.022							
		389.223							
1932 LPK,LPS		363			762 001			000 891 07 05	
1933									
1933 S,1933 LS	08.73 - 09.96	621.142/143 621.192			313 424 =	Sonderausführung / Special design	(98)	000 891 22 05	








Achtung: Unsere Artikel sind nur als Ersatz für die angegebenen OE-Nummern gültig. In der Spalte "Ref." ist lediglich ein Teil der OE-Nummern aufgeführt. Die vollständige Auflistung aller Vergleichsnummern finden Sie im Anhang.
Attention: The articles are only valid as replacement for the listed OE-numbers. In the column "Ref." only a selection of OE-No. is given. The complete listing you can see in the appendix. (151)

		Baumuster Model						Ref.
--	---	--------------------	---	---	---	---	---	------





















MERCEDES-BENZ

1935									
1935	05.89 - 08.94	656.025/026 656.028			313 424 =	Langes Fahrerhaus / Long cab	(60)	000 891 22 05	
					106 783 =	Kurzes Fahrerhaus / Short cab	(59)	620 890 00 19 620 890 01 19	
		656.076 656.078			313 424 =	Langes Fahrerhaus / Long cab	(60)	000 891 22 05	
					313 424 =			000 891 22 05	
1935 AK	05.89 - 08.94	656.327			106 783 =	Kurzes Fahrerhaus / Short cab	(59)	620 890 00 19 620 890 01 19	
1935 AS	05.89 - 08.94	656.322			106 783 =	Kurzes Fahrerhaus / Short cab	(59)	620 890 00 19 620 890 01 19	
1935 S	05.89 - 08.94	656.122/123			313 424 =	Langes Fahrerhaus / Long cab	(60)	000 891 22 05	
					106 783 =	Kurzes Fahrerhaus / Short cab	(59)	620 890 00 19 620 890 01 19	
					313 424 =	Langes Fahrerhaus / Long cab	(60)	000 891 22 05	
		656.172			313 424 =			000 891 22 05	
1935 S,1935 LS	08.73 - 09.96	646.523			101 329 =	Kurzes Fahrerhaus / Short cab	(59)	381 890 07 19 381 890 09 19 387 890 10 19 387 890 13 19 387 890 16 19	
1936									
1936 K	10.81 - 03.91	621.127			313 424 =			000 891 22 05	
1938									
1938 S,1938 LS	08.73 - 09.96	621.182			313 424 =	Sonderausführung / Special design	(98)	000 891 22 05	
1948									
1948		655.592			313 424 =			000 891 22 05	
1948, 353-362 kW	09.88 - 07.92	656.095/096			313 424 =			000 891 22 05	
2026									
2026 S	10.76 - 10.80	391.310			101 327 =	Für Export / Saudi-Arabien / for export / Saudi Arabia	(49)	387 890 12 19 387 890 15 19	
					101 329 =	Kurzes Fahrerhaus / Short cab	(59)	381 890 07 19 381 890 09 19 387 890 10 19 387 890 13 19 387 890 16 19	
						101 155	Langes Fahrerhaus / Long cab	(60)	000 891 14 05 000 891 16 05
						101 388 HD●	Langes Fahrerhaus / Long cab	(60)	000 891 20 05
2032									
2032 S	08.75 - 09.83	391.320			101 327 =	Für Export / Saudi-Arabien / for export / Saudi Arabia	(49)	387 890 12 19 387 890 15 19	
					101 329 =	Kurzes Fahrerhaus / Short cab	(59)	381 890 07 19 381 890 09 19 387 890 10 19 387 890 13 19 387 890 16 19	
						101 155	Langes Fahrerhaus / Long cab	(60)	000 891 14 05 000 891 16 05
						101 388 HD●	Langes Fahrerhaus / Long cab	(60)	000 891 20 05
						762 001			000 891 07 05

Achtung: Unsere Artikel sind nur als Ersatz für die angegebenen OE-Nummern gültig. In der Spalte "Ref." ist lediglich ein Teil der OE-Nummern aufgeführt. Die vollständige Auflistung aller Vergleichsnummern finden Sie im Anhang.
Attention: The articles are only valid as replacement for the listed OE-numbers. In the column "Ref." only a selection of OE-No. is given. The complete listing you can see in the appendix. (151)

		Baumuster Model						Ref.
--	---	----------------------------	---	---	---	---	---	-------------


























MERCEDES-BENZ

2033										
2033 S		620.193			313 424 =			000 891 22 05		
					313 424 =			000 891 22 05		
2035										
2035 S		645.123			106 783 =	Kurzes Fahrerhaus / Short cab	(59)	620 890 00 19 620 890 01 19		
2038										
2038 AK		655.337			125 178 =	Kurzes Fahrerhaus / Short cab	(59)	620 890 02 19 620 890 03 19		
2038 S	11.91 - 09.96	656.132			106 783 =	Kurzes Fahrerhaus / Short cab	(59)	620 890 00 19 620 890 01 19		
2044										
2044 AK		655.337			125 178 =	Kurzes Fahrerhaus / Short cab	(59)	620 890 02 19 620 890 03 19		
2219										
2219	06.76 - 01.87	385.323			101 327 =	Für Export / Saudi-Arabien / for export / Saudi Arabia	(49)	387 890 12 19 387 890 15 19		
2219,2219 L	08.73 - 09.96	385.328							101 329 =	Kurzes Fahrerhaus / Short cab
2219 K	06.76 - 01.87	385.079			101 155	Langes Fahrerhaus / Long cab	(60)	000 891 14 05 000 891 16 05		
2219 KO	06.76 - 01.87	385.525							101 388 HD●	Langes Fahrerhaus / Long cab
		385.390								
		385.373								
		385.523								
		385.391								
		385.375								
		385.078								
		385.372								
		385.322								
		385.325								
		385.377								
		385.528								
		385.392								
2220										
2220 LK,LAK		343			195 422			000 891 03 05 000 891 05 05 000 891 10 05 001 323 19 00		
2224										
2224, 6x2	04.76 - 12.82	385.333			101 327 =	Für Export / Saudi-Arabien / for export / Saudi Arabia	(49)	387 890 12 19 387 890 15 19		
2224, 6x4	04.76 - 12.82	385.396/397							101 329 =	Kurzes Fahrerhaus / Short cab
2224 B	05.75 - 03.84	385.399			101 155	Langes Fahrerhaus / Long cab	(60)	000 891 14 05 000 891 16 05		
2224 K	04.76 - 12.82	385.338							101 388 HD●	Langes Fahrerhaus / Long cab
2224 S	07.76 - 12.82	385.387								
		385.398								
		385.335								
		385.332								
		385.385								
		385.383								
		385.395								
		385.394								
2226										
2226		363					762 001			000 891 07 05

Achtung: Unsere Artikel sind nur als Ersatz für die angegebenen OE-Nummern gültig. In der Spalte "Ref." ist lediglich ein Teil der OE-Nummern aufgeführt. Die vollständige Auflistung aller Vergleichsnummern finden Sie im Anhang.
Attention: The articles are only valid as replacement for the listed OE-numbers. In the column "Ref." only a selection of OE-No. is given. The complete listing you can see in the appendix. (151)

		Baumuster Model						Ref.
--	---	--------------------	---	---	---	---	---	------

MERCEDES-BENZ







































2226								
2226 2226,2226 L 2226 S,2226 LS	09.75 - 12.80	393.376			101 327 =	Für Export / Saudi-Arabien / for export / Saudi Arabia	(49)	387 890 12 19
	08.73 - 09.96	393.574				Kurzes Fahrerhaus / Short cab	(59)	387 890 15 19
	08.73 - 09.96	393.377			101 329 =	Kurzes Fahrerhaus / Short cab	(59)	381 890 07 19
		393.311						381 890 09 19
	393.316				387 890 10 19			
	393.375				387 890 13 19			
	393.315				387 890 16 19			
	393.576			101 155	Langes Fahrerhaus / Long cab	(60)	000 891 14 05	
	393.374					000 891 16 05		
	393.575			101 388 HD●	Langes Fahrerhaus / Long cab	(60)	000 891 20 05	
	393.511							
2228								
2228	12.79 - 03.91	623.033 623.032			101 329 =	->Chass. 5146509	(59)	381 890 07 19
						Kurzes Fahrerhaus / Short cab		381 890 09 19
								387 890 10 19
								387 890 13 19
								387 890 16 19
				106 783 =	Chass. 5146510->	(59)	620 890 00 19	
					Kurzes Fahrerhaus / Short cab		620 890 01 19	
2232								
2232 2232,2232 L 2232 S,2232 LS	05.74 - 09.83	393.586			101 327 =	Für Export / Saudi-Arabien / for export / Saudi Arabia	(49)	387 890 12 19
	08.73 - 09.96	393.321				Kurzes Fahrerhaus / Short cab	(59)	387 890 15 19
	08.73 - 09.96	393.585			101 329 =	Kurzes Fahrerhaus / Short cab	(59)	381 890 07 19
		393.521						381 890 09 19
	393.326				387 890 10 19			
	393.385/386				387 890 13 19			
	393.384				387 890 16 19			
	393.325			101 155	Langes Fahrerhaus / Long cab	(60)	000 891 14 05	
	393.387					000 891 16 05		
				101 388 HD●	Langes Fahrerhaus / Long cab	(60)	000 891 20 05	
2232 LPN		363			762 001			000 891 07 05
2233								
2233 S		620.143			313 424 =	Langes Fahrerhaus / Long cab	(60)	000 891 22 05
2238								
2238		620.086			313 424 =			000 891 22 05
2420								
2420,2420 L	12.87 - 09.96	654.411/413			106 783 =			620 890 00 19 620 890 01 19
2422								
2422 L		654.411 654.413 654.418			106 783 =			620 890 00 19 620 890 01 19
2426								
2426, 2426 L	02.90 - 08.94	654.418/422			106 783 =			620 890 00 19 620 890 01 19
2426 L, 200-230 kW	02.90 - 08.94							
2426 L, 250 kW	02.90 - 08.94							
2427								
2427 L		654.418			106 783 =			620 890 00 19 620 890 01 19

Achtung: Unsere Artikel sind nur als Ersatz für die angegebenen OE-Nummern gültig. In der Spalte "Ref." ist lediglich ein Teil der OE-Nummern aufgeführt. Die vollständige Auflistung aller Vergleichsnummern finden Sie im Anhang.

Attention: The articles are only valid as replacement for the listed OE-numbers. In the column "Ref." only a selection of OE-No. is given. The complete listing you can see in the appendix. (151)

		Baumuster Model						Ref.
--	---	----------------------------	---	---	---	---	---	-------------































MERCEDES-BENZ

2429								
2429		655.418			106 783 =	Kurzes Fahrerhaus / Short cab	(59)	620 890 00 19 620 890 01 19
					313 424 =	Fahrerhaus mittellang / Cab medium length	(18)	000 891 22 05
2433								
2433		620.046			313 424 =	Langes Fahrerhaus / Long cab	(60)	000 891 22 05
					313 424 =	Langes Fahrerhaus / Long cab	(60)	000 891 22 05
2433 L, 230 kW	12.87 - 09.96	654.422			106 783 =			620 890 00 19 620 890 01 19
2433 L, 243 kW	12.87 - 09.96							
2433 S,2433 LS	12.87 - 09.96	654.555 654.155			106 783 =	->Chass. 5964560 Kurzes Fahrerhaus / Short cab	(59)	620 890 00 19 620 890 01 19
					125 178 =	Chass. 5964561->		620 890 02 19 620 890 03 19
2435								
2435		645.026 645.426			106 783 =	Kurzes Fahrerhaus / Short cab	(59)	620 890 00 19 620 890 01 19
2522								
2522 L		654.417 654.416			106 783 =			620 890 00 19 620 890 01 19
2523								
2523 2523 K		375.322 375.321 375.323			290 251 =	Langes Fahrerhaus / Long cab	(60)	375 890 04 19 375 890 09 19 940 890 38 19 940 890 47 19 958 317 10 03 958 317 11 03
2524								
2524,2524 L, 180 kW	12.87 - 09.96	654.416-418			106 783 =			620 890 00 19 620 890 01 19
2524,2524 L, 180-200 kW	12.87 - 09.96	654.426-428			125 178 =			620 890 02 19 620 890 03 19
2527								
2527 2527 L, 200-230 kW, 10964 ccm	01.94 - 09.96 01.94 - 09.96	654.432/433			125 178 =			620 890 02 19 620 890 03 19
2527 L		652.455 652.457/458 654.422 654.426/427			106 783 =			620 890 00 19 620 890 01 19
					106 783 =			620 890 00 19 620 890 01 19
					125 178 =			620 890 02 19 620 890 03 19
2527 L, 200-230 kW, 9572 ccm	09.92 - 09.96	654.416-418 654.422 654.432/433			106 783 =			620 890 00 19 620 890 01 19
					125 178 =			620 890 02 19 620 890 03 19
2527 L, 195 kW	03.91 - 08.94	654.418			106 783 =			620 890 00 19 620 890 01 19
2528								
2528		375.322 375.321			290 251 =	Langes Fahrerhaus / Long cab	(60)	375 890 04 19 375 890 09 19 940 890 38 19 940 890 47 19 958 317 10 03 958 317 11 03

Achtung: Unsere Artikel sind nur als Ersatz für die angegebenen OE-Nummern gültig. In der Spalte "Ref." ist lediglich ein Teil der OE-Nummern aufgeführt. Die vollständige Auflistung aller Vergleichsnummern finden Sie im Anhang.
Attention: The articles are only valid as replacement for the listed OE-numbers. In the column "Ref." only a selection of OE-No. is given. The complete listing you can see in the appendix. (151)








		Baumuster Model						Ref.
--	---	--------------------	---	---	---	---	---	------

MERCEDES-BENZ



2531								
2531,2531 L, 9572 ccm 2531,2531 L, 10964 ccm	12.87 - 09.96	654.012			106 783 =	->Chass. 5964560		620 890 00 19 620 890 01 19
	12.87 - 09.96				125 178 =	Chass. 5964561->		620 890 02 19 620 890 03 19
2531 L		652.495/496/ 497 654.416/418/ 422 655.405/406/ 408			106 783 =			620 890 00 19 620 890 01 19
		654.426 654.428 654.433			125 178 =			620 890 02 19 620 890 03 19
2534								
2534 L		654.426 654.432/433			125 178 =			620 890 02 19 620 890 03 19
		655.420-423			106 783 =			620 890 00 19 620 890 01 19
2534 S,2534 LS	12.87 - 09.96	654.555 654.155			106 783 =	->Chass. 5964560		620 890 00 19 620 890 01 19
					125 178 =	Chass. 5964561->		620 890 02 19 620 890 03 19
2538								
2538		655.035 655.037			106 783 =			620 890 00 19 620 890 01 19
2538 K, LK		655.337 655.138			125 178 =	Kurzes Fahrerhaus / Short cab	(59)	620 890 02 19 620 890 03 19
2538 L		655.437 655.434			106 783 =	Kurzes Fahrerhaus / Short cab	(59)	620 890 00 19 620 890 01 19
2544								
2544		655.093			313 424 =			000 891 22 05
					313 424 =	Langes Fahrerhaus / Long cab	(60)	000 891 22 05
2544 K		659.144			106 783 =	Kurzes Fahrerhaus / Short cab	(59)	620 890 00 19 620 890 01 19
2544 K,A		655.337 655.138			125 178 =	Kurzes Fahrerhaus / Short cab	(59)	620 890 02 19 620 890 03 19
2544 L		655.436/437			106 783 =	Kurzes Fahrerhaus / Short cab	(59)	620 890 00 19 620 890 01 19
2550								
2550 L		655.496 655.182/183			313 424 =	Langes Fahrerhaus / Long cab	(60)	000 891 22 05
					313 424 =	Langes Fahrerhaus / Long cab	(60)	000 891 22 05
2553								
2553 LS		655.182/183 655.593			313 424 =	Langes Fahrerhaus / Long cab	(60)	000 891 22 05
					313 424 =	Langes Fahrerhaus / Long cab	(60)	000 891 22 05
2620								
2620 LK,LAK		343			195 422			000 891 03 05 000 891 05 05 000 891 10 05 001 323 19 00
2621								
2621 L		334			195 422			000 891 03 05 000 891 05 05 000 891 10 05 001 323 19 00



Achtung: Unsere Artikel sind nur als Ersatz für die angegebenen OE-Nummern gültig. In der Spalte "Ref." ist lediglich ein Teil der OE-Nummern aufgeführt. Die vollständige Auflistung aller Vergleichsnummern finden Sie im Anhang.





Attention: The articles are only valid as replacement for the listed OE-numbers. In the column "Ref." only a selection of OE-No. is given. The complete listing you can see in the appendix. (151)









		Baumuster Model						Ref.
--	---	----------------------------	---	---	---	---	---	-------------





MERCEDES-BENZ

2623								
2623 L		375.351			290 251 =	Langes Fahrerhaus / Long cab	(60)	375 890 04 19 375 890 09 19 940 890 38 19 940 890 47 19 958 317 10 03 958 317 11 03

2624								
2624 L,LA		335./336			195 422			000 891 03 05 000 891 05 05 000 891 10 05 001 323 19 00

2626										
2626	06.75 - 03.81	395.472			101 327 =	Für Export / Saudi-Arabien / for export / Saudi Arabia	(49)	387 890 12 19 387 890 15 19		
2626 A	06.75 - 03.81	395.412				Kurzes Fahrerhaus / Short cab	(59)			
2626 AB	05.74 - 12.80	395.342			101 329 =		Kurzes Fahrerhaus / Short cab		(59)	381 890 07 19 381 890 09 19 387 890 10 19 387 890 13 19 387 890 16 19
2626 AK	08.73 - 12.81	395.315/316								
2626 AS	06.75 - 03.81	395.372								
2626 B	05.74 - 12.80	395.444								
2626 K	08.73 - 03.81	395.312								
2626 S	06.75 - 03.81	395.415 395.443 395.442				101 155	Langes Fahrerhaus / Long cab		(60)	000 891 14 05 000 891 16 05
				101 388 HD●	Langes Fahrerhaus / Long cab		(60)	000 891 20 05		



























2628								
2628	02.80 - 03.91	624.032/033			101 329 =			381 890 07 19 381 890 09 19 387 890 10 19 387 890 13 19 387 890 16 19
2628 A	02.80 - 03.91	624.232			101 329 =			381 890 07 19 381 890 09 19 387 890 10 19 387 890 13 19 387 890 16 19
2628 AK	02.80 - 03.91	624.132			101 329 =			381 890 07 19 381 890 09 19 387 890 10 19 387 890 13 19 387 890 16 19
2628 AS	02.80 - 03.91	624.333						
2628 B, 206 kW	02.80 - 08.89	624.331						
2628 K, 206 kW	02.80 - 03.91	624.030						
2628 S	02.80 - 03.91	624.334 624.134 624.131						
2628 B		375.351			290 251 =	Langes Fahrerhaus / Long cab	(60)	375 890 04 19 375 890 09 19 940 890 38 19 940 890 47 19 958 317 10 03 958 317 11 03
2628 K		375.374						
2628 L		375.373						

2632										
2632	05.74 - 09.83	395.453			101 327 =	Für Export / Saudi-Arabien / for export / Saudi Arabia	(49)	387 890 12 19 387 890 15 19		
2632 A	05.74 - 09.83	395.325				Kurzes Fahrerhaus / Short cab	(59)			
2632 AK	08.73 - 09.83	395.352			101 329 =		Kurzes Fahrerhaus / Short cab		(59)	381 890 07 19 381 890 09 19 387 890 10 19 387 890 13 19 387 890 16 19
2632 AS	05.74 - 09.83	395.454								
2632 K	08.73 - 09.83	395.422								
2632 S	05.74 - 09.83	395.326 395.452 395.425 395.354 395.322				101 155	Langes Fahrerhaus / Long cab		(60)	000 891 14 05 000 891 16 05
						101 388 HD●	Langes Fahrerhaus / Long cab		(60)	000 891 20 05

Achtung: Unsere Artikel sind nur als Ersatz für die angegebenen OE-Nummern gültig. In der Spalte "Ref." ist lediglich ein Teil der OE-Nummern aufgeführt. Die vollständige Auflistung aller Vergleichsnummern finden Sie im Anhang.
Attention: The articles are only valid as replacement for the listed OE-numbers. In the column "Ref." only a selection of OE-No. is given. The complete listing you can see in the appendix. (151)

		Baumuster Model						Ref.
--	---	--------------------	---	---	---	---	---	------

MERCEDES-BENZ

















































2633								
2633	05.82 - 05.87	624.196			313 424 =	Sonderausführung / Special design	(98)	000 891 22 05
2633 S	05.82 - 05.87	623.023 623.073 624.048 624.146						
2635								
2635 AK, 250-269 kW	02.90 - 08.94	659.338/339			313 424 =	Kurzes Fahrerhaus / Short cab	(59)	000 891 22 05
2635 AK, 362-370 kW	02.90 - 08.94	659.336						
2635 AS, 250-269 kW	02.92 - 08.94	659.333			106 783 =	Kurzes Fahrerhaus / Short cab	(59)	620 890 00 19 620 890 01 19
2635 AS, 362 kW	02.90 - 09.96							
2635 AS		659.341			125 178 =	Kurzes Fahrerhaus / Short cab	(59)	620 890 02 19 620 890 03 19
2636								
2636 A	11.81 - 03.91	624.136			101 329 =			381 890 07 19 381 890 09 19 387 890 10 19 387 890 13 19 387 890 16 19
2636 S	11.81 - 03.91	624.237						
2636 AK	11.81 - 03.91	624.338			101 329 =			381 890 07 19 381 890 09 19 387 890 10 19 387 890 13 19 387 890 16 19
2636 K	11.81 - 03.91	624.137			101 329 =			381 890 07 19 381 890 09 19 387 890 10 19 387 890 13 19 387 890 16 19
		624.139			112 563 =			624 890 01 19
2638								
2638, 2638 L, 280 kW, 12763 ccm	09.91 - 09.96	659.341 659.142			125 178 =	Kurzes Fahrerhaus / Short cab	(59)	620 890 02 19 620 890 03 19
2638, 2638 L, 280 kW, 14618 ccm	09.91 - 09.96	659.242 659.147						
2638, 2638 L, 320 kW	09.91 - 09.96	659.197						
2638, 2638 L, 370 kW	09.91 - 09.96	659.144						
2638 A, LA, 280 kW, 12763 ccm	09.91 - 09.96	659.028						
2638 A, LA, 280 kW, 14618 ccm	09.91 - 09.96							
2638 A, LA, 320 kW	09.91 - 09.96							
2638 AS, 280 kW, 12763 ccm	07.92 - 09.96							
2638 AS, 280 kW, 14618 ccm	01.94 - 09.96							
2638 AS, 320 kW	07.92 - 09.96							
2638 AS, 370 kW	07.92 - 09.96							
2638 AK, 280 kW, 12763 ccm	07.92 - 09.96	659.343/344			106 783 =	Kurzes Fahrerhaus / Short cab	(59)	620 890 00 19 620 890 01 19
2638 AK, 280 kW, 14618 ccm	01.94 - 09.96							
2638 AK, 320 kW	07.92 - 09.96							
2638 AK, 370 kW	09.91 - 09.96							
2638 K, 280 kW, 12763 ccm	09.91 - 09.96	659.142			106 783 =	Kurzes Fahrerhaus / Short cab	(59)	620 890 00 19 620 890 01 19
2638 K, 280 kW, 14618 ccm	09.91 - 09.96	659.144						
2638 K, 320 kW	09.91 - 09.96	659.147			125 178 =	Kurzes Fahrerhaus / Short cab	(59)	620 890 02 19 620 890 03 19
2638 K, 362 kW	09.91 - 09.96							
2638 K, 370 kW	09.91 - 09.96							
2638 S	01.81 - 12.86	624.191			313 424 =	Sonderausführung / Special design	(98)	000 891 22 05

Achtung: Unsere Artikel sind nur als Ersatz für die angegebenen OE-Nummern gültig. In der Spalte "Ref." ist lediglich ein Teil der OE-Nummern aufgeführt. Die vollständige Auflistung aller Vergleichsnummern finden Sie im Anhang.

Attention: The articles are only valid as replacement for the listed OE-numbers. In the column "Ref." only a selection of OE-No. is given. The complete listing you can see in the appendix. (151)

		Baumuster Model						Ref.
--	---	----------------------------	---	---	---	---	---	-------------



MERCEDES-BENZ



2644								
2644		659.028			125 178 =	Kurzes Fahrerhaus / Short cab	(59)	620 890 02 19
		659.147						620 890 03 19
2644 A 2644 A,AS	01.92 - 09.96	659.142			106 783 =	Kurzes Fahrerhaus / Short cab	(59)	620 890 00 19
		659.144						620 890 01 19
2644 A 2644 A,AS	01.92 - 09.96	659.341			125 178 =	Kurzes Fahrerhaus / Short cab	(59)	620 890 02 19
		659.242						620 890 03 19
2644 AK		659.343/344			106 783 =	Kurzes Fahrerhaus / Short cab	(59)	620 890 00 19 620 890 01 19
2650								
2650		659.028			125 178 =	Kurzes Fahrerhaus / Short cab	(59)	620 890 02 19
		659.147						620 890 03 19
2650		659.341			106 783 =	Kurzes Fahrerhaus / Short cab	(59)	620 890 00 19
		659.142						620 890 01 19
2650		659.144			106 783 =	Kurzes Fahrerhaus / Short cab	(59)	620 890 00 19
		659.343						620 890 01 19
2653								
2653 2653 AS		659.028			125 178 =	Kurzes Fahrerhaus / Short cab	(59)	620 890 02 19
		659.341						620 890 03 19
2653 AK,K,S		659.343			106 783 =	Kurzes Fahrerhaus / Short cab	(59)	620 890 00 19 620 890 01 19
2653 AK,K,S		659.142			106 783 =	Kurzes Fahrerhaus / Short cab	(59)	620 890 00 19
		659.144						620 890 01 19
2653 AK,K,S		659.344			106 783 =	Kurzes Fahrerhaus / Short cab	(59)	620 890 00 19
		659.142						620 890 01 19
2653 AK,K,S		659.344			106 783 =	Kurzes Fahrerhaus / Short cab	(59)	620 890 00 19
		659.142						620 890 01 19
3025								
3025 B 3025 K	12.85 - 07.87	625.009			106 783 =	Kurzes Fahrerhaus / Short cab	(59)	620 890 00 19
	12.85 - 07.87	625.005						620 890 01 19
3028								
3028 3028 B 3028 K	12.85 - 07.87	625.009			106 783 =	Kurzes Fahrerhaus / Short cab	(59)	620 890 00 19
	12.85 - 07.87	625.005						620 890 01 19
3028 B 3028 K	12.85 - 07.87	625.016			106 783 =	Kurzes Fahrerhaus / Short cab	(59)	620 890 00 19
		625.015						620 890 01 19
3028 B 3028 K	12.85 - 07.87	625.018/019			106 783 =	Kurzes Fahrerhaus / Short cab	(59)	620 890 00 19
		625.018/019						620 890 01 19
3228								
3228		375.381			290 251 =	Langes Fahrerhaus / Long cab	(60)	375 890 04 19
								375 890 09 19
3228 B 3228 K	07.87 - 03.91	625.009			106 783 =	Kurzes Fahrerhaus / Short cab	(59)	940 890 38 19
								625.005
3228 B 3228 K	07.87 - 03.91	625.018/019			106 783 =	Kurzes Fahrerhaus / Short cab	(59)	620 890 01 19
								625.018/019
3234								
3234 B	02.92 - 09.96	625.115			290 246 =	Kurzes Fahrerhaus / Short cab	(59)	942 890 11 19 942 890 35 19 943 890 05 19 943 890 23 19
3235								
3235	10.88 - 07.92	625.121			106 783 =	Kurzes Fahrerhaus / Short cab	(59)	620 890 00 19 620 890 01 19
3235 K	07.87 - 07.92	625.018/019			106 783 =	Kurzes Fahrerhaus / Short cab	(59)	620 890 00 19
		625.128						620 890 01 19
3235 K	07.87 - 07.92	625.128			106 783 =	Kurzes Fahrerhaus / Short cab	(59)	620 890 00 19
		625.128						620 890 01 19
3326								
3326 L		348			195 422			000 891 03 05 000 891 05 05 000 891 10 05 001 323 19 00



Achtung: Unsere Artikel sind nur als Ersatz für die angegebenen OE-Nummern gültig. In der Spalte "Ref." ist lediglich ein Teil der OE-Nummern aufgeführt. Die vollständige Auflistung aller Vergleichsnummern finden Sie im Anhang.
Attention: The articles are only valid as replacement for the listed OE-numbers. In the column "Ref." only a selection of OE-No. is given. The complete listing you can see in the appendix. (151)





		Baumuster Model						Ref.
--	---	--------------------	---	---	---	---	---	------



MERCEDES-BENZ





3328								
3328 B	07.82 - 07.87	625.029			106 783 =	Kurzes Fahrerhaus / Short cab	(59)	620 890 00 19
3328 K	07.82 - 07.87	625.025 625.028						620 890 01 19



3336								
3336 B	12.82 - 11.91	624.137			112 563 =			624 890 01 19
3336 K	12.82 - 11.91	624.139						



3528								
3528		625.029			106 783 =	Kurzes Fahrerhaus / Short cab	(59)	620 890 00 19
3528 B	07.87 - 09.89	625.025 625.028						620 890 01 19



3535								
3535 AK, 266 kW	02.90 - 08.94	625.148/149			106 783 =	Kurzes Fahrerhaus / Short cab	(59)	620 890 00 19
3535 AK, 280 kW	03.91 - 08.94	625.249						620 890 01 19
3535 B, 269 kW	10.88 - 08.94	625.145						
3535 B, 362 kW	10.88 - 08.94							
3535 K, 269 kW	10.88 - 08.94							
3535 K, 280 kW	03.91 - 08.94							
3535 K, 362 kW	10.88 - 08.94							
3535 K, 260-269 kW	09.87 - 01.89	625.029 625.025 625.028 625.019			106 783 =	Kurzes Fahrerhaus / Short cab	(59)	620 890 00 19
								620 890 01 19

3536								
3536 K	12.82 - 11.91	624.139			112 563 =			624 890 01 19

3538								
3538		659.028			125 178 =	Kurzes Fahrerhaus / Short cab	(59)	620 890 02 19
								620 890 03 19
3538 AK		659.344			106 783 =	Kurzes Fahrerhaus / Short cab	(59)	620 890 00 19
								620 890 01 19

3544								
3544 LK		659.142			106 783 =	Kurzes Fahrerhaus / Short cab	(59)	620 890 00 19
								620 890 01 19

4150								
4150 K		659.144			106 783 =	Kurzes Fahrerhaus / Short cab	(59)	620 890 00 19
								620 890 01 19



4844								
4844		659.242			125 178 =	Kurzes Fahrerhaus / Short cab	(59)	620 890 02 19
								620 890 03 19

Achtung: Unsere Artikel sind nur als Ersatz für die angegebenen OE-Nummern gültig. In der Spalte "Ref." ist lediglich ein Teil der OE-Nummern aufgeführt. Die vollständige Auflistung aller Vergleichsnummern finden Sie im Anhang.

Attention: The articles are only valid as replacement for the listed OE-numbers. In the column "Ref." only a selection of OE-No. is given. The complete listing you can see in the appendix. (151)

		Baumuster Model						Ref.
--	---	--------------------	---	---	---	---	---	------





RENAULT TRUCKS

Magnum		09.90 -					
AE 385ti.18	02.92 - 10.96			$\frac{0}{1}$	124 735		5010 052 404
AE 385ti.18T	02.92 - 10.96						5010 130 534
AE 385ti.19	02.92 - 10.96			$\frac{1}{1}$	124 737		5010 052 405
AE 385ti.19T	02.92 - 10.96						5010 130 535
AE 385ti.24	02.92 - 10.96						
AE 385ti.26	02.92 - 10.96						
AE 390.18	09.96 -						
AE 390.18T	09.96 -						
AE 390.19	09.96 -						
AE 390.19T	09.96 -						
AE 390.26	09.96 -						
AE 420ti.18	10.92 - 12.96						
AE 420ti.18T	10.92 - 12.96						
AE 420ti.19	10.92 - 12.96						
AE 420ti.19T	10.92 - 12.96						
AE 420ti.22T	10.92 - 10.96						
AE 420ti.24	10.92 - 12.96						
AE 420ti.24T	10.92 - 12.96						
AE 420ti.26	10.92 - 12.96						
AE 420ti.26T	10.92 - 12.96						
AE 430.18	09.96 -						
AE 430.18T	09.96 -						
AE 430.19	09.96 -						
AE 430.19T	09.96 -						
AE 430.26	09.96 -						
AE 430.26T, 6x2	01.98 -						
AE 430.26T, 6x4	01.97 -						
AE 470.18	11.96 -						
AE 470.18T	11.96 -						
AE 470.19	11.96 -						
AE 470.19T	11.96 -						
AE 470.26	01.97 -						
AE 470.26T	01.98 -						
AE 520.18	10.92 - 05.96						
AE 520.18T	10.92 - 05.96						
AE 520.19	10.92 - 05.96						
AE 520.19T	10.92 - 05.96						
AE 520.22T	10.92 - 05.96						
AE 520.24	10.92 - 05.96						
AE 520.24T	10.92 - 05.96						
AE 520.26	10.92 -						
AE 520.26T	10.92 - 05.96						
AE 560.18	04.96 -						
AE 560.18T	04.96 -						
AE 560.19	04.96 -						
AE 560.19T	04.96 -						
AE 560.26	04.96 -						
AE 560.26T, 6x2	01.98 -						
AE 560.26T, 6x4	01.97 -						

Achtung: Unsere Artikel sind nur als Ersatz für die angegebenen OE-Nummern gültig. In der Spalte "Ref." ist lediglich ein Teil der OE-Nummern aufgeführt. Die vollständige Auflistung aller Vergleichsnummern finden Sie im Anhang.
 Attention: The articles are only valid as replacement for the listed OE-numbers. In the column "Ref." only a selection of OE-No. is given. The complete listing you can see in the appendix. (151)

		Baumuster Model						Ref.
--	---	--------------------	---	---	---	---	---	------

RENAULT TRUCKS






Major		05.91 - 10.96					
R 310 26/ 26T	- 12.93			$\frac{1}{0}$	110 676		5010 065 310
R 340 17, R 340 18/ 18T	- 12.93			$\frac{0}{0}$	110 677		5010 065 311
R 340 19/ 19T/ 19TB	- 12.93						
R 340 24, R 340 26	- 12.93						
R 360 19/ 19T	- 12.93						
R 360 26/ 26T	- 12.93						
R 360 35/ 35T	- 12.93						
R 365 17/ 18	- 12.93						
R 365 19/ 19T/ 19TB	- 12.93						
R 365 24/ 26	- 12.93						
R 385 17	- 12.93						
R 385 18/ 18T	- 12.93						
R 385 19/ 19T	- 12.93						
R 385 24/ 26	- 12.93						
R 390 19T	- 12.93						
R 420 18/ 18T	- 12.93						
R 420 24, R 420 26	- 12.93						
R 420 36T	- 12.93						
R 340ti.16/T	05.91 - 10.96			$\frac{1}{0}$	124 736 ▲	01.1994->	5010 130 413
R 340ti.17	05.91 - 10.96						5010 130 608
R 340ti.18, 18 t, Pritsche/Fahrgestell	05.91 - 10.96			$\frac{0}{0}$	310 956 =	01.1994->	5010 065 311
R 340ti.18, 18,5 t	05.91 - 10.96						5010 130 609
R 340ti.18, 18 t, Kipper	05.91 - 10.96						5010 130 609B
R 340ti.18/T	05.91 - 10.96						
R 340ti.19	05.91 - 10.96						
R 340ti.19/T	05.91 - 10.96						
R 340ti.24	05.91 - 10.96						
R 340ti.26	05.91 - 10.96						
R 385ti.17,R 380.17	05.91 - 10.96						
R 385ti.18,R 380.18, 18 t, Pritsche/Fahrgestell	05.91 - 10.96						
R 385ti.18,R 380.18, 18 t, Kipper	05.91 - 10.96						
R 385ti.18,R 380.18, 18,5 t	05.91 - 10.96						
R 385ti.18/T,R 380.18/T	05.91 - 10.96						
R 385ti.19,R 380.19	05.91 - 10.96						
R 385ti.19/T,R 380.19/T	05.91 - 10.96						
R 385ti.22/T,R 380.19/TB	05.91 - 10.96						
R 385ti.24,R 380.24	05.91 - 10.96						
R 385ti.25,R 380.25	05.91 - 10.96						
R 385ti.25/T,R 380.25/T	05.91 - 10.96						
R 385ti.26, Pritsche/Fahrgestell	12.91 - 10.96						
R 385ti.26, Kipper	12.91 - 10.96						
R 385ti.26,R 380.26	05.91 - 10.96						
R 385ti.26/T,R 380.26/T	05.91 - 10.96						
R 420ti.18/T	10.92 - 10.96						
R 420ti.19/T, 4x2	10.92 - 10.96						
R 420ti.19/T, 4x4	10.92 - 10.96						
R 420ti.22/T	10.92 - 10.96						
R 420ti.24/TS	04.92 - 10.96						
R 420ti.26/TS	04.92 - 10.96						
R 420ti.35/TS	04.92 - 10.96						

Achtung: Unsere Artikel sind nur als Ersatz für die angegebenen OE-Nummern gültig. In der Spalte "Ref." ist lediglich ein Teil der OE-Nummern aufgeführt. Die vollständige Auflistung aller Vergleichsnummern finden Sie im Anhang.


Attention: The articles are only valid as replacement for the listed OE-numbers. In the column "Ref." only a selection of OE-No. is given. The complete listing you can see in the appendix. (151)

		Baumuster Model						Ref.
--	---	--------------------	---	---	---	---	---	------

RENAULT TRUCKS

R		10.80 - 10.91					
R 310.19	10.80 - 03.89			$\frac{1}{0}$	110 676		5010 065 310
R 310.19/T	10.80 - 03.89			$\frac{0}{0}$	110 677		5010 065 311
R 330.17	05.88 - 05.91						
R 330.19	05.88 - 05.91						
R 330.19/T	05.88 - 05.91						
R 340.17	03.86 - 01.90						
R 340.19	03.86 - 01.90						
R 340.19/T	03.86 - 01.90						
R 340.24, 6x2	03.86 - 01.90						
R 340.24, 6x4	03.86 - 01.90						
R 365.17	10.87 - 05.90						
R 365.19	10.87 - 05.90						
R 365.19/T	10.87 - 05.90						
R 365.24, 6x2	10.87 - 05.90						
R 365.24, 6x4	10.87 - 05.90						
R 420.17	10.88 - 10.91						
R 420.19	10.88 - 10.91						
R 420.19/T	10.88 - 10.91						
R 420.24	10.88 - 10.91						
R 420.24/T	10.88 - 10.91						
TR							
TR 310	- 12.93			$\frac{1}{0}$	110 676		5010 065 310
				$\frac{0}{0}$	110 677		5010 065 311
100							
H 100				$\frac{0}{0}$	310 955 =		5010 316 210 5010 316 210 B 5010 316 210 C 5010 316 560 A
				$\frac{0}{0}$	310 957 =	Luftfeder: Beinhaltet Stoßdämpfer und Luftfederbalg / Pneumatic spring: contains shock absorber and air suspension bellow	(63) 5010 269 674 5010 316 783 5010 316 783A

SCANIA









CG-Serie (Fahrerhaus)							
CG		Serie 3		$\frac{1}{0}$	290 200 =*		370228 393208 393290
					105 831 *	Zweipunkt-Fahrerhauslagerung / two-point - cab bearing Luftfeder: Beinhaltet Stoßdämpfer und Luftfederbalg / Pneumatic spring: contains shock absorber and air suspension bellow	(104) 1116535 1117334 (63) 1331621 1331634 1331635 1348118

Achtung: Unsere Artikel sind nur als Ersatz für die angegebenen OE-Nummern gültig. In der Spalte "Ref." ist lediglich ein Teil der OE-Nummern aufgeführt. Die vollständige Auflistung aller Vergleichsnummern finden Sie im Anhang.
Attention: The articles are only valid as replacement for the listed OE-numbers. In the column "Ref." only a selection of OE-No. is given. The complete listing you can see in the appendix. (151)

		Baumuster Model						Ref.
--	---	--------------------	---	---	---	---	---	------








SCANIA

CP-Serie (Fahrerhaus)




CP	Serie 3		$\frac{1}{0}$	290 200 =*			370228 393208 393290
				105 831  *	Zweipunkt-Fahrerhauslagerung / two-point - cab bearing Luftfeder: Beinhaltet Stoßdämpfer und Luftfederbalg / Pneumatic spring: contains shock absorber and air suspension bellow	(104) (63)	1116535 1117334 1331621 1331634 1331635 1348118
	Serie 4		$\frac{1}{1}$	290 201 =*	Vierpunkt-Fahrerhauslagerung / four-point - cab bearing Bei eingebauter Monroe Luftfeder: Stoßdämpfer und Luftfederbalg komplett austauschen. / With fitted Monroe pneumatic spring: Please replace Shock absorber and Air suspension bellow.	(102) (12)	1381904
				290 203 =*	Vierpunkt-Fahrerhauslagerung / four-point - cab bearing Bei eingebauter Monroe Luftfeder: Stoßdämpfer und Luftfederbalg komplett austauschen. / With fitted Monroe pneumatic spring: Please replace Shock absorber and Air suspension bellow.	(102) (12)	1397396 1397400 1435859
				290 987 =*	Vierpunkt-Fahrerhauslagerung / four-point - cab bearing	(102)	1363120 1397386 1397388 1397390 1397392 1424227
				290 988 =*	Vierpunkt-Fahrerhauslagerung / four-point - cab bearing	(102)	1363122 1424228
	Serie P		$\frac{1}{1}$	290 201 =  *	Vierpunkt-Fahrerhauslagerung / four-point - cab bearing Bei eingebauter Monroe Luftfeder: Stoßdämpfer und Luftfederbalg komplett austauschen. / With fitted Monroe pneumatic spring: Please replace Shock absorber and Air suspension bellow.	(102) (12)	1381904
				290 203 =  *	Vierpunkt-Fahrerhauslagerung / four-point - cab bearing Bei eingebauter Monroe Luftfeder: Stoßdämpfer und Luftfederbalg komplett austauschen. / With fitted Monroe pneumatic spring: Please replace Shock absorber and Air suspension bellow.	(102) (12)	1397396 1397400 1435859
			$\frac{1}{0}$	310 620  *	Vierpunkt-Fahrerhauslagerung / four-point - cab bearing	(102)	1495642 1502470 1502471 1502472 1502474 1505563 1595642

Achtung: Unsere Artikel sind nur als Ersatz für die angegebenen OE-Nummern gültig. In der Spalte "Ref." ist lediglich ein Teil der OE-Nummern aufgeführt. Die vollständige Auflistung aller Vergleichsnummern finden Sie im Anhang.

Attention: The articles are only valid as replacement for the listed OE-numbers. In the column "Ref." only a selection of OE-No. is given. The complete listing you can see in the appendix. (151)

		Baumuster Model						Ref.
--	---	--------------------	---	---	---	---	---	------

SCANIA



CP-Serie (Fahrerhaus)								
CP 13				$\frac{1}{1}$	106 867	Bügelabhängung hinten / Shackle suspension at rear	(16)	349007 367242 367558
				$\frac{1}{0}$	105 831  *	Luftfeder: Beinhaltet Stoßdämpfer und Luftfederbalg / Pneumatic spring: contains shock absorber and air suspension bellow	(63)	1116535 1117334 1331621 1331634 1331635 1348118
					105 845  *	komplett austauschen (vorne und hinten) / Exchange Completely (front and rear) Luftfeder: Beinhaltet Stoßdämpfer und Luftfederbalg / Pneumatic spring: contains shock absorber and air suspension bellow	(122) (63)	1117320 1331620 1348117 370227 393257 550365

Achtung: Unsere Artikel sind nur als Ersatz für die angegebenen OE-Nummern gültig. In der Spalte "Ref." ist lediglich ein Teil der OE-Nummern aufgeführt. Die vollständige Auflistung aller Vergleichsnummern finden Sie im Anhang.
 Attention: The articles are only valid as replacement for the listed OE-numbers. In the column "Ref." only a selection of OE-No. is given. The complete listing you can see in the appendix. (151)

		Baumuster Model						Ref.
--	--	--------------------	---	---	---	--	---	------

SCANIA

CP-Serie (Fahrerhaus)

CP 14		Serie 4		$\frac{1}{1}$	290 201 =*	Vierpunkt-Fahrerhauslagerung / four-point - cab bearing Bei eingebauter Monroe Luftfeder: Stoßdämpfer und Luftfederbalg komplett austauschen. / With fitted Monroe pneumatic spring: Please replace Shock absorber and Air suspension bellow.	(102)	1381904		
					290 203 =*	Sattelschlepper / Truck Tractor Vierpunkt-Fahrerhauslagerung / four-point - cab bearing Bei eingebauter Monroe Luftfeder: Stoßdämpfer und Luftfederbalg komplett austauschen. / With fitted Monroe pneumatic spring: Please replace Shock absorber and Air suspension bellow.	(95) (102)	1397396 1397400 1435859		
					290 987 =*	Sattelschlepper / Truck Tractor Vierpunkt-Fahrerhauslagerung / four-point - cab bearing	(95) (102)	1363120 1397386 1397388 1397390 1397392 1424227		
					290 988 =*	Vierpunkt-Fahrerhauslagerung / four-point - cab bearing	(102)	1363122 1424228		
			$\frac{1}{0}$			310 620 *	Zweipunkt-Fahrerhauslagerung / two-point - cab bearing	(104)	1495642 1502470 1502471 1502472 1502474 1505563 1595642	
						310 620 *	Vierpunkt-Fahrerhauslagerung / four-point - cab bearing	(102)	1495642 1502470 1502471 1502472 1502474 1505563 1595642	
		$\frac{1}{1}$					290 205 *	Achsausführung / Axle Version: 4x4, 6x6 Zweipunkt-Fahrerhauslagerung / two-point - cab bearing Vierpunkt-Fahrerhauslagerung / four-point - cab bearing Bei eingebauter Monroe Luftfeder: Stoßdämpfer und Luftfederbalg komplett austauschen. / With fitted Monroe pneumatic spring: Please replace Shock absorber and Air suspension bellow.	(4) (104) (102)	1402271
							290 205 *	Zweipunkt-Fahrerhauslagerung / two-point - cab bearing Bei eingebauter Monroe Luftfeder: Stoßdämpfer und Luftfederbalg komplett austauschen. / With fitted Monroe pneumatic spring: Please replace Shock absorber and Air suspension bellow.	(104) (12)	1402271
							290 205 *	Vierpunkt-Fahrerhauslagerung / four-point - cab bearing Bei eingebauter Monroe Luftfeder: Stoßdämpfer und Luftfederbalg komplett austauschen. / With fitted Monroe pneumatic spring: Please replace Shock absorber and Air suspension bellow.	(102) (12)	1402271





Achtung: Unsere Artikel sind nur als Ersatz für die angegebenen OE-Nummern gültig. In der Spalte "Ref." ist lediglich ein Teil der OE-Nummern aufgeführt. Die vollständige Auflistung aller Vergleichsnummern finden Sie im Anhang.

Attention: The articles are only valid as replacement for the listed OE-numbers. In the column "Ref." only a selection of OE-No. is given. The complete listing you can see in the appendix. (151)

		Baumuster Model						Ref.
--	---	--------------------	---	---	---	---	---	------

SCANIA

CP-Serie (Fahrerhaus)



CP 14		Serie 4		$\frac{1}{1}$	290 202 =*	Vierpunkt-Fahrerhauslagerung / four-point - cab bearing Bei eingebauter Monroe Luftfeder: Stoßdämpfer und Luftfederbalg komplett austauschen. / With fitted Monroe pneumatic spring: Please replace Shock absorber and Air suspension bellow.	(102) (12)	1381906 1397394 1435856		
					290 204 =*	Zweipunkt-Fahrerhauslagerung / two-point - cab bearing Bei eingebauter Monroe Luftfeder: Stoßdämpfer und Luftfederbalg komplett austauschen. / With fitted Monroe pneumatic spring: Please replace Shock absorber and Air suspension bellow.	(104) (12)	1397398		
					290 989 =*	Vierpunkt-Fahrerhauslagerung / four-point - cab bearing	(102)	1349844 1382827 1424229		
					290 989 =*	Zweipunkt-Fahrerhauslagerung / two-point - cab bearing	(104)	1349844 1382827 1424229		
					290 990 =*	Sattelschlepper / Truck Tractor Vierpunkt-Fahrerhauslagerung / four-point - cab bearing	(95) (102)	1382826 1382829		
					290 990 =*	Vierpunkt-Fahrerhauslagerung / four-point - cab bearing	(102)	1382826 1382829		
							310 619	Vierpunkt-Fahrerhauslagerung / four-point - cab bearing Luftfederbalg und Stoßdämpfer ergeben eine kompl. Luftfeder. / Air suspension bellow and shock absorber results a complete pneumatic spring Bei eingebauter Monroe Luftfeder: Stoßdämpfer und Luftfederbalg komplett austauschen. / With fitted Monroe pneumatic spring: Please replace Shock absorber and Air suspension bellow.	(102) (64) (12)	1349840 1424231
							310 619	Zweipunkt-Fahrerhauslagerung / two-point - cab bearing Luftfederbalg und Stoßdämpfer ergeben eine kompl. Luftfeder. / Air suspension bellow and shock absorber results a complete pneumatic spring Bei eingebauter Monroe Luftfeder: Stoßdämpfer und Luftfederbalg komplett austauschen. / With fitted Monroe pneumatic spring: Please replace Shock absorber and Air suspension bellow.	(104) (64) (12)	1349840 1424231
				Serie P		$\frac{1}{0}$	310 620 ☐*	Vierpunkt-Fahrerhauslagerung / four-point - cab bearing	(102)	1495642 1502470 1502471 1502472 1502474 1505563 1595642
								310 619	Vierpunkt-Fahrerhauslagerung / four-point - cab bearing Luftfederbalg und Stoßdämpfer ergeben eine kompl. Luftfeder. / Air suspension bellow and shock absorber results a complete pneumatic spring Bei eingebauter Monroe Luftfeder: Stoßdämpfer und Luftfederbalg komplett austauschen. / With fitted Monroe pneumatic spring: Please replace Shock absorber and Air suspension bellow.	(102) (64) (12)

Achtung: Unsere Artikel sind nur als Ersatz für die angegebenen OE-Nummern gültig. In der Spalte "Ref." ist lediglich ein Teil der OE-Nummern aufgeführt. Die vollständige Auflistung aller Vergleichsnummern finden Sie im Anhang.
Attention: The articles are only valid as replacement for the listed OE-numbers. In the column "Ref." only a selection of OE-No. is given. The complete listing you can see in the appendix. (151)

		Baumuster Model						Ref.
--	--	--------------------	---	---	---	--	---	------

SCANIA

CP-Serie (Fahrerhaus)

CP 19		Serie 4		$\frac{1}{1}$	290 201 =*	Vierpunkt-Fahrerhauslagerung / four-point - cab bearing Bei eingebauter Monroe Luftfeder: Stoßdämpfer und Luftfederbalg komplett austauschen. / With fitted Monroe pneumatic spring: Please replace Shock absorber and Air suspension bellow.	(102)	1381904		
					290 203 =*	Sattelschlepper / Truck Tractor Vierpunkt-Fahrerhauslagerung / four-point - cab bearing Bei eingebauter Monroe Luftfeder: Stoßdämpfer und Luftfederbalg komplett austauschen. / With fitted Monroe pneumatic spring: Please replace Shock absorber and Air suspension bellow.	(95) (102)	1397396 1397400 1435859		
					290 987 =*	Sattelschlepper / Truck Tractor Vierpunkt-Fahrerhauslagerung / four-point - cab bearing	(95) (102)	1363120 1397386 1397388 1397390 1397392 1424227		
					290 988 =*	Vierpunkt-Fahrerhauslagerung / four-point - cab bearing	(102)	1363122 1424228		
					310 620 *	Zweipunkt-Fahrerhauslagerung / two-point - cab bearing	(104)	1495642 1502470 1502471 1502472 1502474 1505563 1595642		
						$\frac{1}{0}$	310 620 *	Vierpunkt-Fahrerhauslagerung / four-point - cab bearing	(102)	1495642 1502470 1502471 1502472 1502474 1505563 1595642
							290 205 *	Achsausführung / Axle Version: 4x4, 6x6 Zweipunkt-Fahrerhauslagerung / two-point - cab bearing Vierpunkt-Fahrerhauslagerung / four-point - cab bearing Bei eingebauter Monroe Luftfeder: Stoßdämpfer und Luftfederbalg komplett austauschen. / With fitted Monroe pneumatic spring: Please replace Shock absorber and Air suspension bellow.	(4) (104) (102) (12)	1402271
							290 205 *	Vierpunkt-Fahrerhauslagerung / four-point - cab bearing Bei eingebauter Monroe Luftfeder: Stoßdämpfer und Luftfederbalg komplett austauschen. / With fitted Monroe pneumatic spring: Please replace Shock absorber and Air suspension bellow.	(102) (12)	1402271
							290 205 *	Zweipunkt-Fahrerhauslagerung / two-point - cab bearing Bei eingebauter Monroe Luftfeder: Stoßdämpfer und Luftfederbalg komplett austauschen. / With fitted Monroe pneumatic spring: Please replace Shock absorber and Air suspension bellow.	(104) (12)	1402271
							290 205 *	Vierpunkt-Fahrerhauslagerung / four-point - cab bearing Bei eingebauter Monroe Luftfeder: Stoßdämpfer und Luftfederbalg komplett austauschen. / With fitted Monroe pneumatic spring: Please replace Shock absorber and Air suspension bellow.	(102) (12)	1402271





Achtung: Unsere Artikel sind nur als Ersatz für die angegebenen OE-Nummern gültig. In der Spalte "Ref." ist lediglich ein Teil der OE-Nummern aufgeführt. Die vollständige Auflistung aller Vergleichsnummern finden Sie im Anhang.

Attention: The articles are only valid as replacement for the listed OE-numbers. In the column "Ref." only a selection of OE-No. is given. The complete listing you can see in the appendix. (151)

		Baumuster Model						Ref.
--	---	--------------------	---	---	---	---	---	------

SCANIA

CP-Serie (Fahrerhaus)








CP 19		Serie 4		$\frac{1}{1}$	290 202 =*	Vierpunkt-Fahrerhauslagerung / four-point - cab bearing Bei eingebauter Monroe Luftfeder: Stoßdämpfer und Luftfederbalg komplett austauschen. / With fitted Monroe pneumatic spring: Please replace Shock absorber and Air suspension bellow.	(102) (12)	1381906 1397394 1435856				
					290 204 =*	Zweipunkt-Fahrerhauslagerung / two-point - cab bearing Bei eingebauter Monroe Luftfeder: Stoßdämpfer und Luftfederbalg komplett austauschen. / With fitted Monroe pneumatic spring: Please replace Shock absorber and Air suspension bellow.	(104) (12)	1397398				
					290 989 =*	Vierpunkt-Fahrerhauslagerung / four-point - cab bearing	(102)	1349844 1382827 1424229				
					290 989 =*	Zweipunkt-Fahrerhauslagerung / two-point - cab bearing	(104)	1349844 1382827 1424229				
					290 990 =*	Sattelschlepper / Truck Tractor Vierpunkt-Fahrerhauslagerung / four-point - cab bearing	(95) (102)	1382826 1382829				
					290 990 =*	Vierpunkt-Fahrerhauslagerung / four-point - cab bearing	(102)	1382826 1382829				
					I	310 619	Zweipunkt-Fahrerhauslagerung / two-point - cab bearing Luftfederbalg und Stoßdämpfer ergeben eine kompl. Luftfeder. / Air suspension bellow and shock absorber results a complete pneumatic spring Bei eingebauter Monroe Luftfeder: Stoßdämpfer und Luftfederbalg komplett austauschen. / With fitted Monroe pneumatic spring: Please replace Shock absorber and Air suspension bellow.	(104) (64) (12)	1349840 1424231			
						310 619	Vierpunkt-Fahrerhauslagerung / four-point - cab bearing Luftfederbalg und Stoßdämpfer ergeben eine kompl. Luftfeder. / Air suspension bellow and shock absorber results a complete pneumatic spring Bei eingebauter Monroe Luftfeder: Stoßdämpfer und Luftfederbalg komplett austauschen. / With fitted Monroe pneumatic spring: Please replace Shock absorber and Air suspension bellow.	(102) (64) (12)	1349840 1424231			
					II	$\frac{1}{1}$			106 867	Bügelaufhängung hinten / Shackle suspension at rear	(16)	349007 367242 367558
									105 831  *	Luftfeder: Beinhaltet Stoßdämpfer und Luftfederbalg / Pneumatic spring: contains shock absorber and air suspension bellow	(63)	1116535 1117334 1331621 1331634 1331635 1348118
105 845  *	komplett austauschen (vorne und hinten) / Exchange Completely (front and rear) Luftfeder: Beinhaltet Stoßdämpfer und Luftfederbalg / Pneumatic spring: contains shock absorber and air suspension bellow	(122) (63)	1117320 1331620 1348117 370227 393257 550365									

Achtung: Unsere Artikel sind nur als Ersatz für die angegebenen OE-Nummern gültig. In der Spalte "Ref." ist lediglich ein Teil der OE-Nummern aufgeführt. Die vollständige Auflistung aller Vergleichsnummern finden Sie im Anhang.
Attention: The articles are only valid as replacement for the listed OE-numbers. In the column "Ref." only a selection of OE-No. is given. The complete listing you can see in the appendix. (151)

		Baumuster Model						Ref.
--	---	--------------------	---	---	---	---	---	------

SCANIA

CP-Serie (Fahrerhaus)






CP 19F	Serie 4		$\frac{1}{T}$	290 989 =*	->Chass. 1226891 ->Chass. 4371074 ->Chass. 9020711 Zweipunkt-Fahrerhauslagerung / two-point - cab bearing	(104)	1349844 1382827 1424229	
				$\frac{1}{T}$	290 205 *	Chass. 1226892-> Chass. 4371075-> Chass. 9020712-> Zweipunkt-Fahrerhauslagerung / two-point - cab bearing Bei eingebauter Monroe Luftfeder: Stoßdämpfer und Luftfederbalg komplett austauschen. / With fitted Monroe pneumatic spring: Please replace Shock absorber and Air suspension bellow.	(104) (12)	1402271
					310 619	->Chass. 1224579 ->Chass. 4367418 ->Chass. 9018491 Zweipunkt-Fahrerhauslagerung / two-point - cab bearing Luftfederbalg und Stoßdämpfer ergeben eine kompl. Luftfeder. / Air suspension bellow and shock absorber results a complete pneumatic spring Bei eingebauter Monroe Luftfeder: Stoßdämpfer und Luftfederbalg komplett austauschen. / With fitted Monroe pneumatic spring: Please replace Shock absorber and Air suspension bellow.	(104) (64) (12)	1349840 1424231
CP 28 CP 31	Serie 4		$\frac{1}{O}$	310 620 *	Zweipunkt-Fahrerhauslagerung / two-point - cab bearing	(104)	1495642 1502470 1502471 1502472 1502474 1505563 1595642	
				$\frac{1}{T}$	290 204 =*	Zweipunkt-Fahrerhauslagerung / two-point - cab bearing Bei eingebauter Monroe Luftfeder: Stoßdämpfer und Luftfederbalg komplett austauschen. / With fitted Monroe pneumatic spring: Please replace Shock absorber and Air suspension bellow.	(104) (12)	1397398
					310 619	Luftfederbalg und Stoßdämpfer ergeben eine kompl. Luftfeder. / Air suspension bellow and shock absorber results a complete pneumatic spring Bei eingebauter Monroe Luftfeder: Stoßdämpfer und Luftfederbalg komplett austauschen. / With fitted Monroe pneumatic spring: Please replace Shock absorber and Air suspension bellow.	(64) (12)	1349840 1424231
	Serie P		$\frac{1}{T}$	290 988 =*	Vierpunkt-Fahrerhauslagerung / four-point - cab bearing	(102)	1363122 1424228	
					312 465	Vierpunkt-Fahrerhauslagerung / four-point - cab bearing	(102)	1444016
					312 465	Zweipunkt-Fahrerhauslagerung / two-point - cab bearing	(104)	1444016
				312 465	Vierpunkt-Fahrerhauslagerung / four-point - cab bearing	(102)	1444016	

Achtung: Unsere Artikel sind nur als Ersatz für die angegebenen OE-Nummern gültig. In der Spalte "Ref." ist lediglich ein Teil der OE-Nummern aufgeführt. Die vollständige Auflistung aller Vergleichsnummern finden Sie im Anhang.

Attention: The articles are only valid as replacement for the listed OE-numbers. In the column "Ref." only a selection of OE-No. is given. The complete listing you can see in the appendix. (151)

		Baumuster Model						Ref.
--	---	--------------------	---	---	---	---	---	------

SCANIA


CT-Serie (Fahrerhaus)								
CT		Serie 4		$\frac{1}{1}$	290 987 =*	Vierpunkt-Fahrerhauslagerung / four-point - cab bearing	(102)	1363120 1397386 1397388 1397390 1397392 1424227
				$\frac{1}{1}$	290 987 =*	Vierpunkt-Fahrerhauslagerung / four-point - cab bearing	(102)	1363120 1397386 1397388 1397390 1397392 1424227
CT 14		Serie 4		$\frac{1}{1}$	290 987 =*	Zweipunkt-Fahrerhauslagerung / two-point - cab bearing	(104)	1363120 1397386 1397388 1397390 1397392 1424227
CT 19		Serie 4		$\frac{1}{1}$	290 203 =*	Zweipunkt-Fahrerhauslagerung / two-point - cab bearing Bei eingebauter Monroe Luftfeder: Stoßdämpfer und Luftfederbalg komplett austauschen. / With fitted Monroe pneumatic spring: Please replace Shock absorber and Air suspension below.	(104) (12)	1397396 1397400 1435859
		Serie T		$\frac{1}{1}$	290 203 =*	Zweipunkt-Fahrerhauslagerung / two-point - cab bearing Bei eingebauter Monroe Luftfeder: Stoßdämpfer und Luftfederbalg komplett austauschen. / With fitted Monroe pneumatic spring: Please replace Shock absorber and Air suspension below.	(104) (12)	1397396 1397400 1435859

Achtung: Unsere Artikel sind nur als Ersatz für die angegebenen OE-Nummern gültig. In der Spalte "Ref." ist lediglich ein Teil der OE-Nummern aufgeführt. Die vollständige Auflistung aller Vergleichsnummern finden Sie im Anhang.
 Attention: The articles are only valid as replacement for the listed OE-numbers. In the column "Ref." only a selection of OE-No. is given. The complete listing you can see in the appendix. (151)

		Baumuster Model						Ref.
--	--	--------------------	---	---	---	--	---	------

SCANIA

CR-Serie (Fahrerhaus)





CR		Serie 4		I T	290 203 =*	Vierpunkt-Fahrerhauslagerung / four-point - cab bearing Bei eingebauter Monroe Luftfeder: Stoßdämpfer und Luftfederbalg komplett austauschen. / With fitted Monroe pneumatic spring: Please replace Shock absorber and Air suspension bellow.	(102) (12)	1397396 1397400 1435859
					290 987 =*	Vierpunkt-Fahrerhauslagerung / four-point - cab bearing	(102)	1363120 1397386 1397388 1397390 1397392 1424227
					290 988 =*	Vierpunkt-Fahrerhauslagerung / four-point - cab bearing	(102)	1363122 1424228
					310 619	Vierpunkt-Fahrerhauslagerung / four-point - cab bearing Luftfederbalg und Stoßdämpfer ergeben eine kompl. Luftfeder. / Air suspension bellow and shock absorber results a complete pneumatic spring Bei eingebauter Monroe Luftfeder: Stoßdämpfer und Luftfederbalg komplett austauschen. / With fitted Monroe pneumatic spring: Please replace Shock absorber and Air suspension bellow.	(102) (64) (12)	1349840 1424231

Achtung: Unsere Artikel sind nur als Ersatz für die angegebenen OE-Nummern gültig. In der Spalte "Ref." ist lediglich ein Teil der OE-Nummern aufgeführt. Die vollständige Auflistung aller Vergleichsnummern finden Sie im Anhang.
Attention: The articles are only valid as replacement for the listed OE-numbers. In the column "Ref." only a selection of OE-No. is given. The complete listing you can see in the appendix. (151)

		Baumuster Model						Ref.
--	--	--------------------	---	---	---	--	---	------

SCANIA

CR-Serie (Fahrerhaus)








CR		Serie R		$\frac{1}{1}$				
				$\frac{1}{1}$	290 203 =*	Vierpunkt-Fahrerhauslagerung / four-point - cab bearing Bei eingebauter Monroe Luftfeder: Stoßdämpfer und Luftfederbalg komplett austauschen. / With fitted Monroe pneumatic spring: Please replace Shock absorber and Air suspension bellow.	(102) (12)	1397396 1397400 1435859
					290 987 =*	Vierpunkt-Fahrerhauslagerung / four-point - cab bearing	(102)	1363120 1397386 1397388 1397390 1397392 1424227
					290 988 =*	Vierpunkt-Fahrerhauslagerung / four-point - cab bearing	(102)	1363122 1424228
					310 619	Vierpunkt-Fahrerhauslagerung / four-point - cab bearing Luftfederbalg und Stoßdämpfer ergeben eine kompl. Luftfeder. / Air suspension bellow and shock absorber results a complete pneumatic spring Bei eingebauter Monroe Luftfeder: Stoßdämpfer und Luftfederbalg komplett austauschen. / With fitted Monroe pneumatic spring: Please replace Shock absorber and Air suspension bellow.	(102) (64) (12)	1349840 1424231
					312 465	Vierpunkt-Fahrerhauslagerung / four-point - cab bearing	(102)	1444016
				$\frac{1}{0}$	310 620 *	Vierpunkt-Fahrerhauslagerung / four-point - cab bearing	(102)	1495642 1502470 1502471 1502472 1502474 1505563 1595642
					310 619	Vierpunkt-Fahrerhauslagerung / four-point - cab bearing Luftfederbalg und Stoßdämpfer ergeben eine kompl. Luftfeder. / Air suspension bellow and shock absorber results a complete pneumatic spring Bei eingebauter Monroe Luftfeder: Stoßdämpfer und Luftfederbalg komplett austauschen. / With fitted Monroe pneumatic spring: Please replace Shock absorber and Air suspension bellow.	(102) (64) (12)	1349840 1424231

Achtung: Unsere Artikel sind nur als Ersatz für die angegebenen OE-Nummern gültig. In der Spalte "Ref." ist lediglich ein Teil der OE-Nummern aufgeführt. Die vollständige Auflistung aller Vergleichsnummern finden Sie im Anhang.
Attention: The articles are only valid as replacement for the listed OE-numbers. In the column "Ref." only a selection of OE-No. is given. The complete listing you can see in the appendix. (151)

		Baumuster Model						Ref.
--	---	--------------------	---	---	---	---	---	------

SCANIA

CR-Serie (Fahrerhaus)

CR 13	Serie 3		$\frac{1}{O}$	105 875 *	Sattelschlepper / Truck Tractor Vierpunkt-Fahrerhauslagerung / four-point - cab bearing	(95) (102)	1348119			
				105 876 *	Vierpunkt-Fahrerhauslagerung / four-point - cab bearing	(102)	1340581 1348119 1348120			
				290 200 =*			370228 393208 393290			
				105 831  *	Vierpunkt-Fahrerhauslagerung / four-point - cab bearing Luftfeder: Beinhaltet Stoßdämpfer und Luftfederbalg / Pneumatic spring: contains shock absorber and air suspension bellow	(102) (63)	1116535 1117334 1331621 1331634 1331635 1348118			
				105 831  *	Zweipunkt-Fahrerhauslagerung / two-point - cab bearing Luftfeder: Beinhaltet Stoßdämpfer und Luftfederbalg / Pneumatic spring: contains shock absorber and air suspension bellow	(104) (63)	1116535 1117334 1331621 1331634 1331635 1348118			
				105 845  *	Sattelschlepper / Truck Tractor Vierpunkt-Fahrerhauslagerung / four-point - cab bearing Luftfeder: Beinhaltet Stoßdämpfer und Luftfederbalg / Pneumatic spring: contains shock absorber and air suspension bellow	(95) (102) (63)	1117320 1331620 1348117 370227 393257 550365			
				481 002	Vierpunkt-Fahrerhauslagerung / four-point - cab bearing Luftfederbalg und Stoßdämpfer ergeben eine kompl. Luftfeder. / Air suspension bellow and shock absorber results a complete pneumatic spring	(102) (64)	1348121			
						$\frac{1}{T}$	106 867	Bügelabhängung hinten / Shackle suspension at rear	(16)	349007 367242 367558
							105 831  *	Luftfeder: Beinhaltet Stoßdämpfer und Luftfederbalg / Pneumatic spring: contains shock absorber and air suspension bellow	(63)	1116535 1117334 1331621 1331634 1331635 1348118
							105 845  *	komplett austauschen (vorne und hinten) / Exchange Completely (front and rear) Luftfeder: Beinhaltet Stoßdämpfer und Luftfederbalg / Pneumatic spring: contains shock absorber and air suspension bellow	(122) (63)	1117320 1331620 1348117 370227 393257 550365



Achtung: Unsere Artikel sind nur als Ersatz für die angegebenen OE-Nummern gültig. In der Spalte "Ref." ist lediglich ein Teil der OE-Nummern aufgeführt. Die vollständige Auflistung aller Vergleichsnummern finden Sie im Anhang.

Attention: The articles are only valid as replacement for the listed OE-numbers. In the column "Ref." only a selection of OE-No. is given. The complete listing you can see in the appendix. (151)

		Baumuster Model						Ref.
--	---	--------------------	---	---	---	---	---	------

SCANIA

CR-Serie (Fahrerhaus)













CR 14	Serie 4		$\frac{1}{T}$	290 987 =*	Sattelschlepper / Truck Tractor Achsausführung / Axle Version: 4x2 Vierpunkt-Fahrerhauslagerung / four-point - cab bearing	(95) (4) (102)	1363120 1397386 1397388 1397390 1397392 1424227
				290 988 =*	Achsausführung / Axle Version: 8x4 Vierpunkt-Fahrerhauslagerung / four-point - cab bearing	(4) (102)	1363122 1424228
			$\frac{1}{O}$	310 620 *	Zweipunkt-Fahrerhauslagerung / two-point - cab bearing	(104)	1495642 1502470 1502471 1502472 1502474 1505563 1595642
				310 620 *	Vierpunkt-Fahrerhauslagerung / four-point - cab bearing	(102)	1495642 1502470 1502471 1502472 1502474 1505563 1595642
		$\frac{1}{T}$		290 202 =*	Vierpunkt-Fahrerhauslagerung / four-point - cab bearing Bei eingebauter Monroe Luftfeder: Stoßdämpfer und Luftfederbalg komplett austauschen. / With fitted Monroe pneumatic spring: Please replace Shock absorber and Air suspension bellow.	(102) (12)	1381906 1397394 1435856
				290 204 =*	Zweipunkt-Fahrerhauslagerung / two-point - cab bearing Bei eingebauter Monroe Luftfeder: Stoßdämpfer und Luftfederbalg komplett austauschen. / With fitted Monroe pneumatic spring: Please replace Shock absorber and Air suspension bellow.	(104) (12)	1397398
				290 989 =*	Vierpunkt-Fahrerhauslagerung / four-point - cab bearing	(102)	1349844 1382827 1424229
				290 989 =*	Zweipunkt-Fahrerhauslagerung / two-point - cab bearing	(104)	1349844 1382827 1424229
		290 989 =*	Achsausführung / Axle Version: 4x4, 6x6 Vierpunkt-Fahrerhauslagerung / four-point - cab bearing	(4) (102)	1349844 1382827 1424229		

Achtung: Unsere Artikel sind nur als Ersatz für die angegebenen OE-Nummern gültig. In der Spalte "Ref." ist lediglich ein Teil der OE-Nummern aufgeführt. Die vollständige Auflistung aller Vergleichsnummern finden Sie im Anhang.
Attention: The articles are only valid as replacement for the listed OE-numbers. In the column "Ref." only a selection of OE-No. is given. The complete listing you can see in the appendix. (151)

		Baumuster Model						Ref.
--	--	--------------------	---	---	---	--	---	------

SCANIA

CR-Serie (Fahrerhaus)

CR	Baumuster	Serie			Artikelnummer	Beschreibung	Stückzahl	Ref.
CR 14		Serie 4			310 619	Zweipunkt-Fahrerhauslagerung / two-point - cab bearing Luftfederbalg und Stoßdämpfer ergeben eine kompl. Luftfeder. / Air suspension bellow and shock absorber results a complete pneumatic spring Bei eingebauter Monroe Luftfeder: Stoßdämpfer und Luftfederbalg komplett austauschen. / With fitted Monroe pneumatic spring: Please replace Shock absorber and Air suspension bellow.	(104) (64) (12)	1349840 1424231
					310 619	Vierpunkt-Fahrerhauslagerung / four-point - cab bearing Luftfederbalg und Stoßdämpfer ergeben eine kompl. Luftfeder. / Air suspension bellow and shock absorber results a complete pneumatic spring Bei eingebauter Monroe Luftfeder: Stoßdämpfer und Luftfederbalg komplett austauschen. / With fitted Monroe pneumatic spring: Please replace Shock absorber and Air suspension bellow.	(102) (64) (12)	1349840 1424231
CR 16		Serie R			290 203  *	Vierpunkt-Fahrerhauslagerung / four-point - cab bearing Bei eingebauter Monroe Luftfeder: Stoßdämpfer und Luftfederbalg komplett austauschen. / With fitted Monroe pneumatic spring: Please replace Shock absorber and Air suspension bellow.	(102) (12)	1397396 1397400 1435859
					290 987  *	Vierpunkt-Fahrerhauslagerung / four-point - cab bearing	(102)	1363120 1397386 1397388 1397390 1397392 1424227
					290 988  *	Vierpunkt-Fahrerhauslagerung / four-point - cab bearing	(102)	1363122 1424228
					310 619	Vierpunkt-Fahrerhauslagerung / four-point - cab bearing Luftfederbalg und Stoßdämpfer ergeben eine kompl. Luftfeder. / Air suspension bellow and shock absorber results a complete pneumatic spring Bei eingebauter Monroe Luftfeder: Stoßdämpfer und Luftfederbalg komplett austauschen. / With fitted Monroe pneumatic spring: Please replace Shock absorber and Air suspension bellow.	(102) (64) (12)	1349840 1424231
					312 465	Vierpunkt-Fahrerhauslagerung / four-point - cab bearing	(102)	1444016
					310 620  *	Vierpunkt-Fahrerhauslagerung / four-point - cab bearing	(102)	1495642 1502470 1502471 1502472 1502474 1505563 1595642

Achtung: Unsere Artikel sind nur als Ersatz für die angegebenen OE-Nummern gültig. In der Spalte "Ref." ist lediglich ein Teil der OE-Nummern aufgeführt. Die vollständige Auflistung aller Vergleichsnummern finden Sie im Anhang.

Attention: The articles are only valid as replacement for the listed OE-numbers. In the column "Ref." only a selection of OE-No. is given. The complete listing you can see in the appendix. (151)



Baumuster
Model



Ref.

SCANIA

CR-Serie (Fahrerhaus)



CR 19		Serie 3		$\frac{1}{0}$					
				$\frac{1}{0}$	105 875 *	Sattelschlepper / Truck Tractor Vierpunkt-Fahrerhauslagerung / four-point - cab bearing	(95) (102)	1348119	
				$\frac{1}{0}$	105 876 *	Vierpunkt-Fahrerhauslagerung / four-point - cab bearing	(102)	1340581 1348119 1348120	
				$\frac{1}{0}$	290 200 =*			370228 393208 393290	
				$\frac{1}{0}$	105 831 *	Zweipunkt-Fahrerhauslagerung / two-point - cab bearing Luftfeder: Beinhaltet Stoßdämpfer und Luftfederbalg / Pneumatic spring: contains shock absorber and air suspension bellow	(104) (63)	1116535 1117334 1331621 1331634 1348118	
				$\frac{1}{0}$	105 831 *	Vierpunkt-Fahrerhauslagerung / four-point - cab bearing Luftfeder: Beinhaltet Stoßdämpfer und Luftfederbalg / Pneumatic spring: contains shock absorber and air suspension bellow	(102) (63)	1116535 1117334 1331621 1331634 1348118	
				$\frac{1}{0}$	105 845 *	Sattelschlepper / Truck Tractor Vierpunkt-Fahrerhauslagerung / four-point - cab bearing Luftfeder: Beinhaltet Stoßdämpfer und Luftfederbalg / Pneumatic spring: contains shock absorber and air suspension bellow	(95) (102) (63)	1117320 1331620 1348117 370227 393257 550365	
				$\frac{1}{0}$	481 002	Vierpunkt-Fahrerhauslagerung / four-point - cab bearing Luftfederbalg und Stoßdämpfer ergeben eine kompl. Luftfeder. / Air suspension bellow and shock absorber results a complete pneumatic spring	(102) (64)	1348121	

Achtung: Unsere Artikel sind nur als Ersatz für die angegebenen OE-Nummern gültig. In der Spalte "Ref." ist lediglich ein Teil der OE-Nummern aufgeführt. Die vollständige Auflistung aller Vergleichsnummern finden Sie im Anhang.
Attention: The articles are only valid as replacement for the listed OE-numbers. In the column "Ref." only a selection of OE-No. is given. The complete listing you can see in the appendix. (151)

		Baumuster Model						Ref.
--	---	--------------------	---	---	---	---	---	------








SCANIA

CR-Serie (Fahrerhaus)

CR 19	Serie 4		$\frac{1}{T}$	290 987 =*	Sattelschlepper / Truck Tractor Achsausführung / Axle Version: 4x2 Vierpunkt-Fahrerhauslagerung / four-point - cab bearing	(95) (4) (102)	1363120 1397386 1397388 1397390 1397392 1424227	
				290 988 =*	Achsausführung / Axle Version: 8x4 Vierpunkt-Fahrerhauslagerung / four-point - cab bearing	(4) (102)	1363122 1424228	
			$\frac{1}{O}$	310 620 *	Vierpunkt-Fahrerhauslagerung / four-point - cab bearing	(102)	1495642 1502470 1502471 1502472 1502474 1505563 1595642	
				310 620 *	Zweipunkt-Fahrerhauslagerung / two-point - cab bearing	(104)	1495642 1502470 1502471 1502472 1502474 1505563 1595642	
		$\frac{1}{T}$		290 202 =*	Vierpunkt-Fahrerhauslagerung / four-point - cab bearing Bei eingebauter Monroe Luftfeder: Stoßdämpfer und Luftfederbalg komplett austauschen. / With fitted Monroe pneumatic spring: Please replace Shock absorber and Air suspension bellow.	(102) (12)	1381906 1397394 1435856	
				290 204 =*	Zweipunkt-Fahrerhauslagerung / two-point - cab bearing Bei eingebauter Monroe Luftfeder: Stoßdämpfer und Luftfederbalg komplett austauschen. / With fitted Monroe pneumatic spring: Please replace Shock absorber and Air suspension bellow.	(104) (12)	1397398	
				290 989 =*	Zweipunkt-Fahrerhauslagerung / two-point - cab bearing	(104)	1349844 1382827 1424229	
				290 989 =*	Achsausführung / Axle Version: 4x4, 6x6 Vierpunkt-Fahrerhauslagerung / four-point - cab bearing	(4) (102)	1349844 1382827 1424229	
					290 989 =*	Vierpunkt-Fahrerhauslagerung / four-point - cab bearing	(102)	1349844 1382827 1424229



Achtung: Unsere Artikel sind nur als Ersatz für die angegebenen OE-Nummern gültig. In der Spalte "Ref." ist lediglich ein Teil der OE-Nummern aufgeführt. Die vollständige Auflistung aller Vergleichsnummern finden Sie im Anhang.

Attention: The articles are only valid as replacement for the listed OE-numbers. In the column "Ref." only a selection of OE-No. is given. The complete listing you can see in the appendix. (151)

		Baumuster Model						Ref.
--	--	--------------------	---	---	---	--	---	------

SCANIA

CR-Serie (Fahrerhaus)









CR 19		Serie 4			310 619	Vierpunkt-Fahrerhauslagerung / four-point - cab bearing Luftfederbalg und Stoßdämpfer ergeben eine kompl. Luftfeder. / Air suspension bellow and shock absorber results a complete pneumatic spring Bei eingebauter Monroe Luftfeder: Stoßdämpfer und Luftfederbalg komplett austauschen. / With fitted Monroe pneumatic spring: Please replace Shock absorber and Air suspension bellow.	(102) (64) (12)	1349840 1424231
					310 619	Zweipunkt-Fahrerhauslagerung / two-point - cab bearing Luftfederbalg und Stoßdämpfer ergeben eine kompl. Luftfeder. / Air suspension bellow and shock absorber results a complete pneumatic spring Bei eingebauter Monroe Luftfeder: Stoßdämpfer und Luftfederbalg komplett austauschen. / With fitted Monroe pneumatic spring: Please replace Shock absorber and Air suspension bellow.	(104) (64) (12)	1349840 1424231

Achtung: Unsere Artikel sind nur als Ersatz für die angegebenen OE-Nummern gültig. In der Spalte "Ref." ist lediglich ein Teil der OE-Nummern aufgeführt. Die vollständige Auflistung aller Vergleichsnummern finden Sie im Anhang.
 Attention: The articles are only valid as replacement for the listed OE-numbers. In the column "Ref." only a selection of OE-No. is given. The complete listing you can see in the appendix. (151)

		Baumuster Model						Ref.
--	--	--------------------	---	---	---	--	---	------

SCANIA

CR-Serie (Fahrerhaus)








CR 19		Serie R		$\frac{1}{1}$	290 203  *	Vierpunkt-Fahrerhauslagerung / four-point - cab bearing Bei eingebauter Monroe Luftfeder: Stoßdämpfer und Luftfederbalg komplett austauschen. / With fitted Monroe pneumatic spring: Please replace Shock absorber and Air suspension bellow.	(102) (12)	1397396 1397400 1435859	
					290 987  *	Vierpunkt-Fahrerhauslagerung / four-point - cab bearing	(102)	1363120 1397386 1397388 1397390 1397392 1424227	
					290 988  *	Vierpunkt-Fahrerhauslagerung / four-point - cab bearing	(102)	1363122 1424228	
					310 619	Vierpunkt-Fahrerhauslagerung / four-point - cab bearing Luftfederbalg und Stoßdämpfer ergeben eine kompl. Luftfeder. / Air suspension bellow and shock absorber results a complete pneumatic spring Bei eingebauter Monroe Luftfeder: Stoßdämpfer und Luftfederbalg komplett austauschen. / With fitted Monroe pneumatic spring: Please replace Shock absorber and Air suspension bellow.	(102) (64) (12)	1349840 1424231	
					312 465	Vierpunkt-Fahrerhauslagerung / four-point - cab bearing	(102)	1444016	
						310 620 *	Vierpunkt-Fahrerhauslagerung / four-point - cab bearing	(102)	1495642 1502470 1502471 1502472 1502474 1505563 1595642
				$\frac{1}{0}$		310 620  *	Vierpunkt-Fahrerhauslagerung / four-point - cab bearing	(102)	1495642 1502470 1502471 1502472 1502474 1505563 1595642
						310 619	Vierpunkt-Fahrerhauslagerung / four-point - cab bearing Luftfederbalg und Stoßdämpfer ergeben eine kompl. Luftfeder. / Air suspension bellow and shock absorber results a complete pneumatic spring Bei eingebauter Monroe Luftfeder: Stoßdämpfer und Luftfederbalg komplett austauschen. / With fitted Monroe pneumatic spring: Please replace Shock absorber and Air suspension bellow.	(102) (64) (12)	1349840 1424231

Achtung: Unsere Artikel sind nur als Ersatz für die angegebenen OE-Nummern gültig. In der Spalte "Ref." ist lediglich ein Teil der OE-Nummern aufgeführt. Die vollständige Auflistung aller Vergleichsnummern finden Sie im Anhang.

Attention: The articles are only valid as replacement for the listed OE-numbers. In the column "Ref." only a selection of OE-No. is given. The complete listing you can see in the appendix. (151)

		Baumuster Model						Ref.
--	--	--------------------	---	---	---	--	---	------








SCANIA

CR-Serie (Fahrerhaus)								
CR 19				$\frac{1}{1}$	106 867	Bügelabhängung hinten / Shackle suspension at rear	(16)	349007 367242 367558
					105 831  *	Luftfeder: Beinhaltet Stoßdämpfer und Luftfederbalg / Pneumatic spring: contains shock absorber and air suspension bellow	(63)	1116535 1117334 1331621 1331634 1331635 1348118
					105 845  *	komplett austauschen (vorne und hinten) / Exchange Completely (front and rear) Luftfeder: Beinhaltet Stoßdämpfer und Luftfederbalg / Pneumatic spring: contains shock absorber and air suspension bellow	(122) (63)	1117320 1331620 1348117 370227 393257 550365
CR 19 Highline		Serie R		$\frac{1}{1}$	312 465	Vierpunkt-Fahrerhauslagerung / four-point - cab bearing	(102)	1444016
CR 19 Topline		Serie R		$\frac{1}{1}$	312 465	Vierpunkt-Fahrerhauslagerung / four-point - cab bearing	(102)	1444016
					310 620  *	Vierpunkt-Fahrerhauslagerung / four-point - cab bearing	(102)	1495642 1502470 1502471 1502472 1502474 1505563 1595642
LB-Serie								
LB-series				$\frac{0}{1}$	106 789 ▲	Kurzes Fahrerhaus / Short cab	(59)	287519 348232
					106 249 ▲	Langes Fahrerhaus / Long cab	(60)	308619 324053 337270 354866

Achtung: Unsere Artikel sind nur als Ersatz für die angegebenen OE-Nummern gültig. In der Spalte "Ref." ist lediglich ein Teil der OE-Nummern aufgeführt. Die vollständige Auflistung aller Vergleichsnummern finden Sie im Anhang.
 Attention: The articles are only valid as replacement for the listed OE-numbers. In the column "Ref." only a selection of OE-No. is given. The complete listing you can see in the appendix. (151)

		Baumuster Model						Ref.
--	---	--------------------	---	---	---	---	---	------

SCANIA







Serie 3		01.88 - 12.96						
93 113 143 T 113 T 143	CG, CP		$\frac{1}{O}$	105 831  *	->Chass. 1 189 448 ->Chass. 4 322 855 ->Chass. 9 000 278 Zweipunkt-Fahrerhauslagerung / two-point - cab bearing (104) Luftfeder: Beinhaltet Stoßdämpfer und Luftfederbalg / Pneumatic spring: contains shock absorber and air suspension bellow (63)	1116535 1117334 1331621 1331634 1331635 1348118		
			$\frac{1}{O}$	290 200 =*		370228 393208 393290		
	CR13, CR19		$\frac{1}{O}$	105 831  *	->Chass. 1 189 448 ->Chass. 4 322 855 ->Chass. 9 000 278 Zweipunkt-Fahrerhauslagerung / two-point - cab bearing (104) Luftfeder: Beinhaltet Stoßdämpfer und Luftfederbalg / Pneumatic spring: contains shock absorber and air suspension bellow (63)	1116535 1117334 1331621 1331634 1331635 1348118		
			$\frac{1}{O}$	105 831  *	->Chass. 1 193 875 ->Chass. 4 327 770 ->Chass. 9 001 052 Vierpunkt-Fahrerhauslagerung / four-point - cab bearing (102) Luftfeder: Beinhaltet Stoßdämpfer und Luftfederbalg / Pneumatic spring: contains shock absorber and air suspension bellow (63)	1116535 1117334 1331621 1331634 1331635 1348118		
		$\frac{1}{O}$	105 845  *	->Chass. 1 193 875 ->Chass. 4 327 469 ->Chass. 9 001 052 Sattelschlepper / Truck Tractor (95) Vierpunkt-Fahrerhauslagerung / four-point - cab bearing (102) Luftfeder: Beinhaltet Stoßdämpfer und Luftfederbalg / Pneumatic spring: contains shock absorber and air suspension bellow (63)	1117320 1331620 1348117 370227 393257 550365			
		$\frac{1}{O}$	105 875 *	Chass. 1 193 876-> Chass. 4 327 470-> Chass. 9 001 053-> Sattelschlepper / Truck Tractor (95) Vierpunkt-Fahrerhauslagerung / four-point - cab bearing (102)	1348119			
		$\frac{1}{O}$	105 876 *	Chass. 1 193 876-> Chass. 4 327 701-> Chass. 9 001 053-> Vierpunkt-Fahrerhauslagerung / four-point - cab bearing (102)	1340581 1348119 1348120			
		$\frac{1}{O}$	290 200 =*		370228 393208 393290			
			481 002	Chass. 1 193 876-> Chass. 4 327 701-> Chass. 9 001 053-> Vierpunkt-Fahrerhauslagerung / four-point - cab bearing (102) Luftfederbalg und Stoßdämpfer ergeben eine kompl. Luftfeder. / Air suspension bellow and shock absorber results a complete pneumatic spring (64)	1348121			

Achtung: Unsere Artikel sind nur als Ersatz für die angegebenen OE-Nummern gültig. In der Spalte "Ref." ist lediglich ein Teil der OE-Nummern aufgeführt. Die vollständige Auflistung aller Vergleichsnummern finden Sie im Anhang.

Attention: The articles are only valid as replacement for the listed OE-numbers. In the column "Ref." only a selection of OE-No. is given. The complete listing you can see in the appendix. (151)

		Baumuster Model						Ref.
--	---	--------------------	---	---	---	---	---	------







SCANIA

Serie 4		09.95 - 09.04							
94, 191 kW 114, 10600 ccm	10.95 -	CP14, CP19			310 619	Luftfederbalg und Stoßdämpfer ergeben eine kompl. Luftfeder. / Air suspension bellow and shock absorber results a complete pneumatic spring Bei eingebauter Monroe Luftfeder: Stoßdämpfer und Luftfederbalg komplett austauschen. / With fitted Monroe pneumatic spring: Please replace Shock absorber and Air suspension bellow.	(64)	1349840 1424231	
					310 619	->Chass. 1 292 428 ->Chass. 4 501 900 ->Chass. 9 083 916 Zweipunkt-Fahrerhauslagerung / two-point - cab bearing Luftfederbalg und Stoßdämpfer ergeben eine kompl. Luftfeder. / Air suspension bellow and shock absorber results a complete pneumatic spring Bei eingebauter Monroe Luftfeder: Stoßdämpfer und Luftfederbalg komplett austauschen. / With fitted Monroe pneumatic spring: Please replace Shock absorber and Air suspension bellow.	(104) (64)	1349840 1424231	
		CP28, CP31			310 619	Luftfederbalg und Stoßdämpfer ergeben eine kompl. Luftfeder. / Air suspension bellow and shock absorber results a complete pneumatic spring Bei eingebauter Monroe Luftfeder: Stoßdämpfer und Luftfederbalg komplett austauschen. / With fitted Monroe pneumatic spring: Please replace Shock absorber and Air suspension bellow.	(64)	1349840 1424231	

Achtung: Unsere Artikel sind nur als Ersatz für die angegebenen OE-Nummern gültig. In der Spalte "Ref." ist lediglich ein Teil der OE-Nummern aufgeführt. Die vollständige Auflistung aller Vergleichsnummern finden Sie im Anhang.
Attention: The articles are only valid as replacement for the listed OE-numbers. In the column "Ref." only a selection of OE-No. is given. The complete listing you can see in the appendix. (151)

		Baumuster Model						Ref.
--	---	--------------------	---	---	---	---	---	------



SCANIA

Serie 4		09.95 - 09.04						
94, 191 kW 114, 10600 ccm	10.95 -	CR14, CR19			310 619	Luftfederbalg und Stoßdämpfer ergeben eine kompl. Luftfeder. / Air suspension bellow and shock absorber results a complete pneumatic spring Bei eingebauter Monroe Luftfeder: Stoßdämpfer und Luftfederbalg komplett austauschen. / With fitted Monroe pneumatic spring: Please replace Shock absorber and Air suspension bellow.	(64)	1349840 1424231
					310 619	->Chass. 1 292 428 ->Chass. 4 501 900 ->Chass. 9 083 916 Vierpunkt-Fahrerhauslagerung / four-point - cab bearing Luftfederbalg und Stoßdämpfer ergeben eine kompl. Luftfeder. / Air suspension bellow and shock absorber results a complete pneumatic spring Bei eingebauter Monroe Luftfeder: Stoßdämpfer und Luftfederbalg komplett austauschen. / With fitted Monroe pneumatic spring: Please replace Shock absorber and Air suspension bellow.	(102) (64) (12)	1349840 1424231
					310 619	->Chass. 1 292 428 ->Chass. 4 501 900 ->Chass. 9 083 916 Zweipunkt-Fahrerhauslagerung / two-point - cab bearing Luftfederbalg und Stoßdämpfer ergeben eine kompl. Luftfeder. / Air suspension bellow and shock absorber results a complete pneumatic spring Bei eingebauter Monroe Luftfeder: Stoßdämpfer und Luftfederbalg komplett austauschen. / With fitted Monroe pneumatic spring: Please replace Shock absorber and Air suspension bellow.	(104) (64) (12)	1349840 1424231

Achtung: Unsere Artikel sind nur als Ersatz für die angegebenen OE-Nummern gültig. In der Spalte "Ref." ist lediglich ein Teil der OE-Nummern aufgeführt. Die vollständige Auflistung aller Vergleichsnummern finden Sie im Anhang.
Attention: The articles are only valid as replacement for the listed OE-numbers. In the column "Ref." only a selection of OE-No. is given. The complete listing you can see in the appendix. (151)

		Baumuster Model						Ref.
--	---	--------------------	---	---	---	---	---	------



SCANIA

Serie 4		09.95 - 09.04						
94, 169 kW 114, 11000 ccm 124 144 164 T 94 T 114 T 124 T 144	08.96 - 09.95 - 09.95 - 09.95 -	CP14, CP19		$\frac{1}{1}$	290 988 =*	->Chass. 1 224 579 ->Chass. 4 367 418 ->Chass. 9 018 491 Vierpunkt-Fahrerhauslagerung / four-point - cab bearing (102)	1363122 1424228	
				$\frac{1}{1}$	290 987 =*	->Chass. 1 226 891 ->Chass. 4 371 074 ->Chass. 9 020 711 Sattelschlepper / Truck Tractor Vierpunkt-Fahrerhauslagerung / four-point - cab bearing (95) (102)	1363120 1397386 1397388 1397390 1397392 1424227	
				$\frac{1}{1}$	290 201 =*	Chass. 1 224 580-> Chass. 4 367 419-> Chass. 9 018 492-> Vierpunkt-Fahrerhauslagerung / four-point - cab bearing (102) Bei eingebauter Monroe Luftfeder: Stoßdämpfer und Luftfederbalg komplett austauschen. / With fitted Monroe pneumatic spring: Please replace Shock absorber and Air suspension bellow. (12)	1381904	
				$\frac{1}{1}$	290 203 =*	Chass. 1 226 892-> Chass. 4 371 075-> Chass. 9 020 712-> Sattelschlepper / Truck Tractor (95) Vierpunkt-Fahrerhauslagerung / four-point - cab bearing (102) Bei eingebauter Monroe Luftfeder: Stoßdämpfer und Luftfederbalg komplett austauschen. / With fitted Monroe pneumatic spring: Please replace Shock absorber and Air suspension bellow. (12)	1397396 1397400 1435859	
				$\frac{1}{1}$	290 989 =*	->Chass. 1 224 579 ->Chass. 4 367 418 ->Chass. 9 018 491 Vierpunkt-Fahrerhauslagerung / four-point - cab bearing (102)	1349844 1382827 1424229	
				$\frac{1}{1}$	290 989 =*	->Chass. 1 226 891 ->Chass. 4 371 074 ->Chass. 9 020 711 Zweipunkt-Fahrerhauslagerung / two-point - cab bearing (104)	1349844 1382827 1424229	
					290 990 =*	->Chass. 1 226 891 ->Chass. 4 371 074 ->Chass. 9 020 711 Sattelschlepper / Truck Tractor (95) Vierpunkt-Fahrerhauslagerung / four-point - cab bearing (102)	1382826 1382829	
				$\frac{1}{1}$	290 202 =*	Chass. 1 224 580 - Chass. 1 292 428 Chass. 4 367 419 - Chass. 4 501 900 Chass. 9 018 492 - Chass. 9 083 916 Vierpunkt-Fahrerhauslagerung / four-point - cab bearing (102) Bei eingebauter Monroe Luftfeder: Stoßdämpfer und Luftfederbalg komplett austauschen. / With fitted Monroe pneumatic spring: Please replace Shock absorber and Air suspension bellow. (12)	1381906 1397394 1435856	

Achtung: Unsere Artikel sind nur als Ersatz für die angegebenen OE-Nummern gültig. In der Spalte "Ref." ist lediglich ein Teil der OE-Nummern aufgeführt. Die vollständige Auflistung aller Vergleichsnummern finden Sie im Anhang.
 Attention: The articles are only valid as replacement for the listed OE-numbers. In the column "Ref." only a selection of OE-No. is given. The complete listing you can see in the appendix. (151)








		Baumuster Model						Ref.
--	---	--------------------	---	---	---	---	---	------

SCANIA


Serie 4		09.95 - 09.04						
94, 169 kW 114, 11000 ccm 124 144 164 T 94 T 114 T 124 T 144	08.96 - 09.95 - 09.95 - 09.95 -	CP14, CP19		$\frac{1}{1}$	290 205 * Chass. 1 226 892 - Chass. 1 292 428 Chass. 4 371 075 - Chass. 4 501 900 Chass. 9 020 712 - Chass. 9 083 916 Achsausführung / Axle Version: 4x4, 6x6 (4) Zweipunkt-Fahrerhauslagerung / two-point - cab bearing (104) Vierpunkt-Fahrerhauslagerung / four-point - cab bearing (102) Bei eingebauter Monroe Luftfeder: Stoßdämpfer und Luftfederbalg komplett austauschen. / With fitted Monroe pneumatic spring: Please replace Shock absorber and Air suspension bellow. (12)	1402271		
					$\frac{1}{1}$ 290 204 =* Chass. 1 226 892 - Chass. 1 292 428 Chass. 4 371 075 - Chass. 4 501 900 Chass. 9 020 712 - Chass. 9 083 916 Zweipunkt-Fahrerhauslagerung / two-point - cab bearing (104) Bei eingebauter Monroe Luftfeder: Stoßdämpfer und Luftfederbalg komplett austauschen. / With fitted Monroe pneumatic spring: Please replace Shock absorber and Air suspension bellow. (12)	1397398		
					$\frac{1}{0}$ 310 620 * Chass. 1 226 892-> Chass. 4 371 075-> Chass. 9 020 712-> Zweipunkt-Fahrerhauslagerung / two-point - cab bearing (104)	1495642 1502470 1502471 1502472 1502474 1505563 1595642		
					$\frac{1}{0}$ 310 620 * Chass. 1 292 429-> Chass. 4 501 901-> Chass. 9 083 917-> Chass. 3 547 308-> Vierpunkt-Fahrerhauslagerung / four-point - cab bearing (102)	1495642 1502470 1502471 1502472 1502474 1505563 1595642		
					 310 619 Chass. 1 292 429-> Chass. 4 501 901-> Chass. 9 083 917-> Chass. 3 547 308-> Vierpunkt-Fahrerhauslagerung / four-point - cab bearing (102) Luftfederbalg und Stoßdämpfer ergeben eine kompl. Luftfeder. / Air suspension bellow and shock absorber results a complete pneumatic spring (64) Bei eingebauter Monroe Luftfeder: Stoßdämpfer und Luftfederbalg komplett austauschen. / With fitted Monroe pneumatic spring: Please replace Shock absorber and Air suspension bellow. (12)	1349840 1424231		
					310 619 Chass. 1 292 429-> Chass. 4 501 901-> Chass. 9 083 917-> Chass. 3 547 308-> Zweipunkt-Fahrerhauslagerung / two-point - cab bearing (104) Luftfederbalg und Stoßdämpfer ergeben eine kompl. Luftfeder. / Air suspension bellow and shock absorber results a complete pneumatic spring (64) Bei eingebauter Monroe Luftfeder: Stoßdämpfer und Luftfederbalg komplett austauschen. / With fitted Monroe pneumatic spring: Please replace Shock absorber and Air suspension bellow. (12)	1349840 1424231		

Achtung: Unsere Artikel sind nur als Ersatz für die angegebenen OE-Nummern gültig. In der Spalte "Ref." ist lediglich ein Teil der OE-Nummern aufgeführt. Die vollständige Auflistung aller Vergleichsnummern finden Sie im Anhang.

Attention: The articles are only valid as replacement for the listed OE-numbers. In the column "Ref." only a selection of OE-No. is given. The complete listing you can see in the appendix. (151)

		Baumuster Model						Ref.
--	---	--------------------	---	---	---	---	---	------



SCANIA

Serie 4		09.95 - 09.04							
94, 169 kW 114, 11000 ccm 124 144 164 T 94 T 114 T 124 T 144	08.96 - 09.95 - 09.95 - 09.95 -	CP28, CP31		$\frac{1}{T}$	290 204 =*	->Chass. 1 294 234 Zweipunkt-Fahrerhauslagerung / two-point - cab bearing Bei eingebauter Monroe Luftfeder: Stoßdämpfer und Luftfederbalg komplett austauschen. / With fitted Monroe pneumatic spring: Please replace Shock absorber and Air suspension bellows.	(104) (12)		1397398

Achtung: Unsere Artikel sind nur als Ersatz für die angegebenen OE-Nummern gültig. In der Spalte "Ref." ist lediglich ein Teil der OE-Nummern aufgeführt. Die vollständige Auflistung aller Vergleichsnummern finden Sie im Anhang.
Attention: The articles are only valid as replacement for the listed OE-numbers. In the column "Ref." only a selection of OE-No. is given. The complete listing you can see in the appendix. (151)

		Baumuster Model						Ref.
--	---	--------------------	---	---	---	---	---	------

SCANIA



Serie 4		09.95 - 09.04							
94, 169 kW 114, 11000 ccm 124 144 164 T 94 T 114 T 124 T 144	08.96 - 09.95 - 09.95 - 09.95 -	CR14, CR19		$\frac{1}{T}$	290 987 =*	Sattelschlepper / Truck Tractor Achsausführung / Axle Version: 4x2 Vierpunkt-Fahrerhauslagerung / four-point - cab bearing	(95) (4) (102)	1363120 1397386 1397388 1397390 1397392 1424227	
					290 988 =*	Achsausführung / Axle Version: 8x4 Vierpunkt-Fahrerhauslagerung / four-point - cab bearing	(4) (102)	1363122 1424228	
					$\frac{1}{T}$	290 989 =*	->Chass. 1 226 891 ->Chass. 4 371 074 ->Chass. 9 020 711 Zweipunkt-Fahrerhauslagerung / two-point - cab bearing	(104)	1349844 1382827 1424229
			290 989 =*			->Chass. 1 292 428 ->Chass. 4 501 900 ->Chass. 9 083 916 ->Chass. 3 547 307 Achsausführung / Axle Version: 4x4, 6x6 Vierpunkt-Fahrerhauslagerung / four-point - cab bearing	(4) (102)	1349844 1382827 1424229	
			290 204 =*			Chass. 1 226 892 - Chass. 1 292 428 Chass. 4 371 075 - Chass. 4 501 900 Chass. 9 020 712 - Chass. 9 083 916 Zweipunkt-Fahrerhauslagerung / two-point - cab bearing Bei eingebauter Monroe Luftfeder: Stoßdämpfer und Luftfederbalg komplett austauschen. / With fitted Monroe pneumatic spring: Please replace Shock absorber and Air suspension bellow.	(104) (12)	1397398	
			310 620 *			Chass. 1 226 892-> Chass. 4 371 075-> Chass. 9 020 712-> Zweipunkt-Fahrerhauslagerung / two-point - cab bearing	(104)	1495642 1502470 1502471 1502472 1502474 1505563 1595642	
			310 620 *			Chass. 1 292 429-> Chass. 4 501 901-> Chass. 9 083 917-> Chass. 3 547 308-> Vierpunkt-Fahrerhauslagerung / four-point - cab bearing	(102)	1495642 1502470 1502471 1502472 1502474 1505563 1595642	

Achtung: Unsere Artikel sind nur als Ersatz für die angegebenen OE-Nummern gültig. In der Spalte "Ref." ist lediglich ein Teil der OE-Nummern aufgeführt. Die vollständige Auflistung aller Vergleichsnummern finden Sie im Anhang.



Attention: The articles are only valid as replacement for the listed OE-numbers. In the column "Ref." only a selection of OE-No. is given. The complete listing you can see in the appendix. (151)

		Baumuster Model						Ref.
--	---	--------------------	---	---	---	---	---	------

SCANIA

Serie 4		09.95 - 09.04							
94, 169 kW 114, 11000 ccm 124 144 164 T 94 T 114 T 124 T 144	08.96 - 09.95 - 09.95 - 09.95 -	CR14, CR19			310 619	Chass. 1 292 429-> Chass. 4 501 901-> Chass. 9 083 917-> Chass. 3 547 308-> Zweipunkt-Fahrerhauslagerung / two-point - cab bearing Luftfederbalg und Stoßdämpfer ergeben eine kompl. Luftfeder. / Air suspension bellow and shock absorber results a complete pneumatic spring Bei eingebauter Monroe Luftfeder: Stoßdämpfer und Luftfederbalg komplett austauschen. / With fitted Monroe pneumatic spring: Please replace Shock absorber and Air suspension bellow.	(104)	(64)	(12)
					310 619	Chass. 1 292 429-> Chass. 4 501 901-> Chass. 9 083 917-> Chass. 3 547 308-> Vierpunkt-Fahrerhauslagerung / four-point - cab bearing Luftfederbalg und Stoßdämpfer ergeben eine kompl. Luftfeder. / Air suspension bellow and shock absorber results a complete pneumatic spring Bei eingebauter Monroe Luftfeder: Stoßdämpfer und Luftfederbalg komplett austauschen. / With fitted Monroe pneumatic spring: Please replace Shock absorber and Air suspension bellow.	(102)	(64)	(12)


















STEYR

Kippfahrerhaus										
Kippfahrerhaus für V8-Mot.					106 417 =					160.29.44.0091 85.60000.8181








Achtung: Unsere Artikel sind nur als Ersatz für die angegebenen OE-Nummern gültig. In der Spalte "Ref." ist lediglich ein Teil der OE-Nummern aufgeführt. Die vollständige Auflistung aller Vergleichsnummern finden Sie im Anhang.
 Attention: The articles are only valid as replacement for the listed OE-numbers. In the column "Ref." only a selection of OE-No. is given. The complete listing you can see in the appendix. (151)

		Baumuster Model						Ref.
--	--	--------------------	---	---	---	--	---	------



STEYR

TG-A		01.00 -							
18 S 31	04.00 -	H05			313 181 	->01.2003 Fahrerhausseriennummer / Driver Cab Serial Number: F99L/R15/40/41 Luftfeder: Beinhaltet Stoßdämpfer und Luftfederbalg / Pneumatic spring: contains shock absorber and air suspension bellow	(19) (63)	85.41722.6014 85.41722.6022	
18 S 36	04.00 -				313 182 	->03.2001 Fahrerhausseriennummer / Driver Cab Serial Number: F99L/R32-37	(19)	85.41722.6015 85.41722.6023	
18 S 41	04.00 -				313 182 	->08.2002 Fahrerhausseriennummer / Driver Cab Serial Number: F99L/R15/32-37/40/41	(19)	85.41722.6015 85.41722.6023	
18 S 46	04.00 -				313 181 	03.2001 - 01.2003 Fahrerhausseriennummer / Driver Cab Serial Number: F99L/R32-37 Luftfeder: Beinhaltet Stoßdämpfer und Luftfederbalg / Pneumatic spring: contains shock absorber and air suspension bellow	(19) (63)	85.41722.6014 85.41722.6022	
					300 013 	01.2003-> Fahrerhausseriennummer / Driver Cab Serial Number: F99L/R15/40/41 Luftfeder: Beinhaltet Stoßdämpfer und Luftfederbalg / Pneumatic spring: contains shock absorber and air suspension bellow	(19) (63)	81.41722.6053 81.41722.6054	
					300 013 	01.2003-> Fahrerhausseriennummer / Driver Cab Serial Number: F99L/R32-37 Luftfeder: Beinhaltet Stoßdämpfer und Luftfederbalg / Pneumatic spring: contains shock absorber and air suspension bellow	(19) (63)	81.41722.6053 81.41722.6054	
					300 013 	08.2002-> Fahrerhausseriennummer / Driver Cab Serial Number: F99L/R15/32-37/40/41 Luftfeder: Beinhaltet Stoßdämpfer und Luftfederbalg / Pneumatic spring: contains shock absorber and air suspension bellow	(19) (63)	81.41722.6053 81.41722.6054	
					290 977 	Schraubenfeder / Coil Spring Fahrerhausseriennummer / Driver Cab Serial Number: F99L/R15	(97) (19)	85.41722.6010	
					290 975 	Schraubenfeder / Coil Spring Fahrerhausseriennummer / Driver Cab Serial Number: F99L/R15	(97) (19)	85.41722.6017	
					313 183 	->01.2003 Fahrerhausseriennummer / Driver Cab Serial Number: F99L/R15/32-37/40/41	(19)	81.41722.6057 85.41722.6006 85.41722.6012	
					313 184 	->08.2002 Fahrerhausseriennummer / Driver Cab Serial Number: F99L/R15/32-37/40/41	(19)	81.41722.6058 85.41722.6013 85.41722.6024	
					313 183 	01.2003-> Fahrerhausseriennummer / Driver Cab Serial Number: F99L/R15/32-37/40/41	(19)	81.41722.6057 85.41722.6006 85.41722.6012	
					300 015 	01.2003-> Fahrerhausseriennummer / Driver Cab Serial Number: F99L/R15/32-37/40/41 Luftfeder: Beinhaltet Stoßdämpfer und Luftfederbalg / Pneumatic spring: contains shock absorber and air suspension bellow	(19) (63)	81.41722.6055	
					313 080 	08.2002-> Fahrerhausseriennummer / Driver Cab Serial Number: F99L/R15/32-37/40/41	(19)	81.41722.6056	
		313 184 	08.2002-> Fahrerhausseriennummer / Driver Cab Serial Number: F99L/R15/32-37/40/41	(19)	81.41722.6058 85.41722.6013 85.41722.6024				

Achtung: Unsere Artikel sind nur als Ersatz für die angegebenen OE-Nummern gültig. In der Spalte "Ref." ist lediglich ein Teil der OE-Nummern aufgeführt. Die vollständige Auflistung aller Vergleichsnummern finden Sie im Anhang.
Attention: The articles are only valid as replacement for the listed OE-numbers. In the column "Ref." only a selection of OE-No. is given. The complete listing you can see in the appendix. (151)

		Baumuster Model						Ref.
--	---	--------------------	---	---	---	---	---	------









STEYR

TG-A		01.00 -							
18 S 31	04.00 -	H05			290 978 =*	Schraubenfeder / Coil Spring Fahrerhausseriennummer / Driver Cab Serial Number: F99L/R15	(97)	85.41722.6011	(19)
18 S 36	04.00 -								
18 S 41	04.00 -				290 976 =HD	Schraubenfeder / Coil Spring Fahrerhausseriennummer / Driver Cab Serial Number: F99L/R15	(97)	81.41722.6059	(19)
18 S 46	04.00 -							85.41722.6019	








Achtung: Unsere Artikel sind nur als Ersatz für die angegebenen OE-Nummern gültig. In der Spalte "Ref." ist lediglich ein Teil der OE-Nummern aufgeführt. Die vollständige Auflistung aller Vergleichsnummern finden Sie im Anhang.
 Attention: The articles are only valid as replacement for the listed OE-numbers. In the column "Ref." only a selection of OE-No. is given. The complete listing you can see in the appendix. (151)

		Baumuster Model						Ref.
--	---	--------------------	---	---	---	---	---	------




STEYR

TG-A		01.00 -						
26 S 31 26 S 36	09.00 - 09.00 -	H86 H17			313 182 =*	->03.2001 Sattelschlepper / Truck Tractor Fahrerhausseriennummer / Driver Cab Serial Number: F99L32-37 Fahrerhausseriennummer / Driver Cab Serial Number: F99R32-37	(95) (19) (19)	85.41722.6015 85.41722.6023
					313 182 =*	->07.2002 Pritsche/Fahrgestell / Flatbed / Chassis Fahrerhausseriennummer / Driver Cab Serial Number: F99L32-37,40,41 Fahrerhausseriennummer / Driver Cab Serial Number: F99R32-37,40,41 Fahrerhausseriennummer / Driver Cab Serial Number: F99L15, F99R15	(87) (19) (19) (19)	85.41722.6015 85.41722.6023
					313 181 =□*	04.2001 - 01.2003 Fahrerhausseriennummer / Driver Cab Serial Number: F99L32-37,40,41 Fahrerhausseriennummer / Driver Cab Serial Number: F99R32-37,40,41 Fahrerhausseriennummer / Driver Cab Serial Number: F99L15, F99R15 Sattelschlepper / Truck Tractor Luftfeder: Beinhaltet Stoßdämpfer und Luftfederbalg / Pneumatic spring: contains shock absorber and air suspension bellow	(19) (19) (19) (19) (95) (63)	85.41722.6014 85.41722.6022
					300 013 =□*	02.2003-> Fahrerhausseriennummer / Driver Cab Serial Number: F99L32-37,40,41 Fahrerhausseriennummer / Driver Cab Serial Number: F99R32-37,40,41 Fahrerhausseriennummer / Driver Cab Serial Number: F99L15, F99R15 Sattelschlepper / Truck Tractor Luftfeder: Beinhaltet Stoßdämpfer und Luftfederbalg / Pneumatic spring: contains shock absorber and air suspension bellow	(19) (19) (19) (19) (95) (63)	81.41722.6053 81.41722.6054
		290 977 =*	Fahrerhausseriennummer / Driver Cab Serial Number: F99L15, F99R15	(19)	85.41722.6010			
			290 975 =HD	Fahrerhausseriennummer / Driver Cab Serial Number: F99L15, F99R15	(19)	85.41722.6017		
			313 183 =*	->01.2003 Sattelschlepper / Truck Tractor	(95)	81.41722.6057 85.41722.6006 85.41722.6012		
				313 184 =*	->07.2002 Pritsche/Fahrgestell / Flatbed / Chassis	(87)	81.41722.6058 85.41722.6013 85.41722.6024	
			313 183 =□*	02.2003-> Sattelschlepper / Truck Tractor	(95)	81.41722.6057 85.41722.6006 85.41722.6012		
				300 015 =□*	02.2003-> Sattelschlepper / Truck Tractor Luftfeder: Beinhaltet Stoßdämpfer und Luftfederbalg / Pneumatic spring: contains shock absorber and air suspension bellow	(95) (63)	81.41722.6055	
			313 080 =□*	08.2002-> Pritsche/Fahrgestell / Flatbed / Chassis	(87)	81.41722.6056		
				313 184 =□*	08.2002-> Pritsche/Fahrgestell / Flatbed / Chassis	(87)	81.41722.6058 85.41722.6013 85.41722.6024	
			290 978 =*	Fahrerhausseriennummer / Driver Cab Serial Number: F99L15, F99R15	(19)	85.41722.6011		
				290 976 =HD	Fahrerhausseriennummer / Driver Cab Serial Number: F99L15, F99R15	(19)	81.41722.6059 85.41722.6019	

Achtung: Unsere Artikel sind nur als Ersatz für die angegebenen OE-Nummern gültig. In der Spalte "Ref." ist lediglich ein Teil der OE-Nummern aufgeführt. Die vollständige Auflistung aller Vergleichsnummern finden Sie im Anhang.
Attention: The articles are only valid as replacement for the listed OE-numbers. In the column "Ref." only a selection of OE-No. is given. The complete listing you can see in the appendix. (151)

		Baumuster Model						Ref.
--	---	--------------------	---	---	---	---	---	------

































STEYR

TG-A		01.00 -							
26 S 31 26 S 36	09.00 - 09.00 -	H86 H17			105 856  *	Fahrerhausseriennummer / Driver Cab Serial Number: F92L22,28S Luftfeder: Beinhaltet Stoßdämpfer und Luftfederbalg / Pneumatic spring: contains shock absorber and air suspension bellow	(19) (63)	81.41722.6049 81.41722.6052	

Achtung: Unsere Artikel sind nur als Ersatz für die angegebenen OE-Nummern gültig. In der Spalte "Ref." ist lediglich ein Teil der OE-Nummern aufgeführt. Die vollständige Auflistung aller Vergleichsnummern finden Sie im Anhang.
 Attention: The articles are only valid as replacement for the listed OE-numbers. In the column "Ref." only a selection of OE-No. is given. The complete listing you can see in the appendix. (151)

		Baumuster Model						Ref.
--	---	--------------------	---	---	---	---	---	------

















STEYR

TG-A		01.00 -							
18 S 51	04.00 -	H05		           	313 181  * -> 01.2003 Fahrerhausseriennummer / Driver Cab Serial Number: F99L/R15/40/41 Luftfeder: Beinhaltet Stoßdämpfer und Luftfederbalg / Pneumatic spring: contains shock absorber and air suspension bellow	(19) (63)	85.41722.6014 85.41722.6022		
					313 182  * -> 03.2001 Fahrerhausseriennummer / Driver Cab Serial Number: F99L/R32-37	(19)	85.41722.6015 85.41722.6023		
					313 182  * -> 08.2002 Fahrerhausseriennummer / Driver Cab Serial Number: F99L/R15/32-37/40/41	(19)	85.41722.6015 85.41722.6023		
					313 181  * 03.2001 - 01.2003 Fahrerhausseriennummer / Driver Cab Serial Number: F99L/R32-37 Luftfeder: Beinhaltet Stoßdämpfer und Luftfederbalg / Pneumatic spring: contains shock absorber and air suspension bellow	(19) (63)	85.41722.6014 85.41722.6022		
					300 013  *  01.2003-> Fahrerhausseriennummer / Driver Cab Serial Number: F99L/R15/40/41 Luftfeder: Beinhaltet Stoßdämpfer und Luftfederbalg / Pneumatic spring: contains shock absorber and air suspension bellow	(19) (63)	81.41722.6053 81.41722.6054		
					300 013  *  01.2003-> Fahrerhausseriennummer / Driver Cab Serial Number: F99L/R32-37 Luftfeder: Beinhaltet Stoßdämpfer und Luftfederbalg / Pneumatic spring: contains shock absorber and air suspension bellow	(19) (63)	81.41722.6053 81.41722.6054		
					300 013  *  08.2002-> Fahrerhausseriennummer / Driver Cab Serial Number: F99L/R15/32-37/40/41 Luftfeder: Beinhaltet Stoßdämpfer und Luftfederbalg / Pneumatic spring: contains shock absorber and air suspension bellow	(19) (63)	81.41722.6053 81.41722.6054		
					290 977  * Schraubenfeder / Coil Spring Fahrerhausseriennummer / Driver Cab Serial Number: F99L/R15	(97) (19)	85.41722.6010		
					290 975  HD Schraubenfeder / Coil Spring Fahrerhausseriennummer / Driver Cab Serial Number: F99L/R15	(97) (19)	85.41722.6017		
					313 183  * -> 01.2003 Fahrerhausseriennummer / Driver Cab Serial Number: F99L/R15/32-37/40/41	(19)	81.41722.6057 85.41722.6006 85.41722.6012		
					313 184  * -> 08.2002 Fahrerhausseriennummer / Driver Cab Serial Number: F99L/R15/32-37/40/41	(19)	81.41722.6058 85.41722.6013 85.41722.6024		
					313 183  * * 01.2003-> Fahrerhausseriennummer / Driver Cab Serial Number: F99L/R15/32-37/40/41	(19)	81.41722.6057 85.41722.6006 85.41722.6012		
					300 015  *  01.2003-> Fahrerhausseriennummer / Driver Cab Serial Number: F99L/R15/32-37/40/41 Luftfeder: Beinhaltet Stoßdämpfer und Luftfederbalg / Pneumatic spring: contains shock absorber and air suspension bellow	(19) (63)	81.41722.6055		
					313 080  * * 08.2002-> Fahrerhausseriennummer / Driver Cab Serial Number: F99L/R15/32-37/40/41	(19)	81.41722.6056		
					313 184  * * 08.2002-> Fahrerhausseriennummer / Driver Cab Serial Number: F99L/R15/32-37/40/41	(19)	81.41722.6058 85.41722.6013 85.41722.6024		

Achtung: Unsere Artikel sind nur als Ersatz für die angegebenen OE-Nummern gültig. In der Spalte "Ref." ist lediglich ein Teil der OE-Nummern aufgeführt. Die vollständige Auflistung aller Vergleichsnummern finden Sie im Anhang.
 Attention: The articles are only valid as replacement for the listed OE-numbers. In the column "Ref." only a selection of OE-No. is given. The complete listing you can see in the appendix. (151)

		Baumuster Model						Ref.
--	---	--------------------	---	---	---	---	---	------

STEYR









TG-A		01.00 -							
18 S 51	04.00 -	H05			290 978 =*	Schraubenfeder / Coil Spring Fahrerhausseriennummer / Driver Cab Serial Number: F99L/R15	(97) (19)	85.41722.6011	
					290 976 =HD	Schraubenfeder / Coil Spring Fahrerhausseriennummer / Driver Cab Serial Number: F99L/R15	(97) (19)	81.41722.6059 85.41722.6019	
6...									
6 S 10 4x2 F 6 S 16 4x2 F	05.93 - 05.93 -				123 890 =	Kurzes Fahrerhaus / Short cab	(59)	1152.00.44.0090 85.41722.6001	
					112 321 =	Langes Fahrerhaus / Long cab nicht für Doppel-Kabine / not for double cabin	(60) (134)	81.43701.6629	
8...									
8 S 10 4x2 F 8 S 15 4x2 F 8 S 16 4x2 F	05.93 - 05.93 - 05.93 -				123 890 =	Kurzes Fahrerhaus / Short cab	(59)	1152.00.44.0090 85.41722.6001	
					112 321 =	Langes Fahrerhaus / Long cab nicht für Doppel-Kabine / not for double cabin	(60) (134)	81.43701.6629	
9...									
9 S 15 4x2 F 9 S 16 4x2 F	05.93 - 05.93 -				123 890 =	Kurzes Fahrerhaus / Short cab	(59)	1152.00.44.0090 85.41722.6001	
					112 321 =	Langes Fahrerhaus / Long cab nicht für Doppel-Kabine / not for double cabin	(60) (134)	81.43701.6629	
10...									
10 S 15 4x2 F 10 S 16 4x2 F	02.93 - 02.93 -	L24			123 890 =	Kurzes Fahrerhaus / Short cab	(59)	1152.00.44.0090 85.41722.6001	
					112 321 =	Langes Fahrerhaus / Long cab nicht für Doppel-Kabine / not for double cabin	(60) (134)	81.43701.6629	
11...									
11 S 15 4x2 LL 11 S 16 4x2 LL	07.95 - 07.95 -				112 321 =	für / for: Topsleeper Kurzes Fahrerhaus / Short cab	(109) (59)	81.43701.6629	
					123 890 =	nicht für / Not for: Topsleeper Kurzes Fahrerhaus / Short cab	(132) (59)	1152.00.44.0090 85.41722.6001	
					112 321 =	nicht für / Not for: Topsleeper Langes Fahrerhaus / Long cab	(132) (60)	81.43701.6629	
12...									
12 S 15 4x2 LL 12 S 16 4x2 LL	07.95 - 07.95 -				112 321 =	für / for: Topsleeper Kurzes Fahrerhaus / Short cab	(109) (59)	81.43701.6629	
					123 890 =	nicht für / Not for: Topsleeper Kurzes Fahrerhaus / Short cab	(132) (59)	1152.00.44.0090 85.41722.6001	
					112 321 =	nicht für / Not for: Topsleeper Langes Fahrerhaus / Long cab	(132) (60)	81.43701.6629	
15...									
15 S 15 L, LL 15 S 16 L, LL 15 S 22 4x2 LLL 15 S 26 4x2 LLL	06.95 - 06.95 - 01.96 - 01.96 -				112 321 =	für / for: Topsleeper Kurzes Fahrerhaus / Short cab	(109) (59)	81.43701.6629	
					123 890 =	nicht für / Not for: Topsleeper Kurzes Fahrerhaus / Short cab	(132) (59)	1152.00.44.0090 85.41722.6001	
					112 321 =	nicht für / Not for: Topsleeper Langes Fahrerhaus / Long cab	(132) (60)	81.43701.6629	

Achtung: Unsere Artikel sind nur als Ersatz für die angegebenen OE-Nummern gültig. In der Spalte "Ref." ist lediglich ein Teil der OE-Nummern aufgeführt. Die vollständige Auflistung aller Vergleichsnummern finden Sie im Anhang.








Attention: The articles are only valid as replacement for the listed OE-numbers. In the column "Ref." only a selection of OE-No. is given. The complete listing you can see in the appendix. (151)

		Baumuster Model						Ref.
--	---	--------------------	---	---	---	---	---	------



STEYR

19...								
19 S 29 19 S 34	01.94 - 01.00 01.94 - 01.00	T03			112 212 =*	Kurzes Fahrerhaus / Short cab	(59)	1-34-641-646 81.41722.6015
					112 856 =*	Langes Fahrerhaus / Long cab	(60)	1-34-641-650 81.41722.6010 81.41722.6013
					105 844 =HD			81.41722.6032 81.41722.6046
					112 885 =HD	für / for: Topsleeper	(109)	81.41722.6017 81.41722.6045
					105 856 =□*	Luftfeder: Beinhaltet Stoßdämpfer und Luftfederbalg / Pneumatic spring: contains shock absorber and air suspension bellow	(63)	81.41722.6049 81.41722.6052
19 S 40 4x2 FL/FLR	04.94 -	T33			131 082 ▲=			81.41722.6036
35...								
35 S 36 35 S 41	06.98 - 06.98 -	T46			112 885 =	für / for: Topsleeper Kurzes Fahrerhaus / Short cab	(109) (59)	81.41722.6017 81.41722.6045
					112 212 =*	Kurzes Fahrerhaus / Short cab	(59)	1-34-641-646 81.41722.6015
					105 844 =	Langes Fahrerhaus / Long cab	(60)	81.41722.6032 81.41722.6046
					112 856 =*	Langes Fahrerhaus / Long cab	(60)	1-34-641-650 81.41722.6010 81.41722.6013
					112 885 =	Großraum-Fahrerhaus / high-capacity driver cab	(52)	81.41722.6017 81.41722.6045
					112 212 =*	Großraum-Fahrerhaus / high-capacity driver cab	(52)	1-34-641-646 81.41722.6015
					105 856 =□*	Luftfeder: Beinhaltet Stoßdämpfer und Luftfederbalg / Pneumatic spring: contains shock absorber and air suspension bellow	(63)	81.41722.6049 81.41722.6052
41...								
41 S 36 41 S 40 41 S 41 41 S 46	06.98 - 08.95 - 06.98 - 08.95 -	T46			112 885 =	für / for: Topsleeper Kurzes Fahrerhaus / Short cab	(109) (59)	81.41722.6017 81.41722.6045
					112 212 =*	Kurzes Fahrerhaus / Short cab	(59)	1-34-641-646 81.41722.6015
					105 844 =	Langes Fahrerhaus / Long cab	(60)	81.41722.6032 81.41722.6046
					112 856 =*	Langes Fahrerhaus / Long cab	(60)	1-34-641-650 81.41722.6010 81.41722.6013
					112 885 =	Großraum-Fahrerhaus / high-capacity driver cab	(52)	81.41722.6017 81.41722.6045
					112 212 =*	Großraum-Fahrerhaus / high-capacity driver cab	(52)	1-34-641-646 81.41722.6015
					105 856 =□*	Luftfeder: Beinhaltet Stoßdämpfer und Luftfederbalg / Pneumatic spring: contains shock absorber and air suspension bellow	(63)	81.41722.6049 81.41722.6052

Achtung: Unsere Artikel sind nur als Ersatz für die angegebenen OE-Nummern gültig. In der Spalte "Ref." ist lediglich ein Teil der OE-Nummern aufgeführt. Die vollständige Auflistung aller Vergleichsnummern finden Sie im Anhang.
Attention: The articles are only valid as replacement for the listed OE-numbers. In the column "Ref." only a selection of OE-No. is given. The complete listing you can see in the appendix. (151)

		Baumuster Model						Ref.
--	---	--------------------	---	---	---	---	---	------

VOLVO









F 7		08.78 - 12.85						
F 7, 162 kW, 16 t, Pritsche/Fahrgestell	08.78 - 12.85				312 272			1594088
F 7, 162 kW, 16 t, Sattelzugmaschine	08.78 - 12.85							
F 7, 162 kW, 16 t, Kipper	08.78 - 12.85							
F 7, 180 kW, 16 t, Pritsche/Fahrgestell	08.78 - 12.85							
F 7, 180 kW, 16 t, Sattelzugmaschine	08.78 - 12.85							
F 7, 180 kW, 16 t, Kipper	08.78 - 12.85							
F 7, 147-156 kW, 16 t, Pritsche/Fahrgestell	08.78 - 12.85							
F 7, 147-156 kW, 16 t, Kipper	08.78 - 12.85							
F 7, 147-156 kW, 16 t, Sattelzugmaschine	08.78 - 12.85							
F 7, 180 kW, 22 t	08.78 - 12.85							
F 7, 147-156 kW, 22 t	08.78 - 12.85							
F 7, 162 kW, 22 t	08.78 - 12.85							

Achtung: Unsere Artikel sind nur als Ersatz für die angegebenen OE-Nummern gültig. In der Spalte "Ref." ist lediglich ein Teil der OE-Nummern aufgeführt. Die vollständige Auflistung aller Vergleichsnummern finden Sie im Anhang.

Attention: The articles are only valid as replacement for the listed OE-numbers. In the column "Ref." only a selection of OE-No. is given. The complete listing you can see in the appendix. (151)

		Baumuster Model						Ref.
--	---	--------------------	---	---	---	---	---	------



VOLVO

F 10		08.77 - 12.94					
F 10/260, 16 t, Pritsche/Fahrgestell	02.82 - 06.85				312 273		1585586 1622085
F 10/260, 22 t, Pritsche/Fahrgestell, 6x2	02.82 - 06.85				312 395		1599459 1622086 6794392
F 10/260, 22 t, Pritsche/Fahrgestell, 6x4	01.83 - 06.85				312 273		1585586 1622085
F 10/260, 16 t, Kipper	02.82 - 06.85				312 395		1599459 1622086 6794392
F 10/260, 16 t, Sattelzugmaschine	02.82 - 06.85						
F 10/260, 22 t, Sattelzugmaschine, 6x2	02.82 - 06.85						
F 10/260, 22 t, Sattelzugmaschine, 6x4	02.82 - 06.85						
F 10/280, 16 t, Pritsche/Fahrgestell	08.77 - 02.82						
F 10/280, 22 t, Pritsche/Fahrgestell	08.77 - 02.82						
F 10/280, 16 t, Kipper	08.77 - 02.82						
F 10/280, 16 t, Sattelzugmaschine	08.77 - 02.82						
F 10/280, 22 t, Sattelzugmaschine	08.77 - 02.82						
F 10/300, 215-220 kW, 17 t	01.87 - 12.87						
F 10/300, 215-221 kW	10.83 - 12.86						
F 10/300, 215-220 kW, 22 t, Pritsche/Fahrgestell	01.84 - 12.86						
F 10/300, 215-220 kW, 24 t	01.87 - 12.87						
F 10/300, 215-220 kW, 16 t	01.84 - 12.86						
F 10/300, 215-220 kW, 22 t, Sattelzugmaschine	01.84 - 12.86						
F 10/320, 17 t, Pritsche/Fahrgestell	10.87 - 12.90						
F 10/320, 17 t, Kipper	10.87 - 12.90						
F 10/320, 17 t, Sattelzugmaschine	10.87 - 12.90						
F 10/320, 18 t, Pritsche/Fahrgestell	12.90 - 12.94						
F 10/320, 18 t, Kipper	12.90 - 12.94						
F 10/320, 18 t, Sattelzugmaschine	12.90 - 12.94						
F 10/320, 24 t, Pritsche/Fahrgestell	10.87 - 12.90						
F 10/320, 24 t, Sattelzugmaschine	10.87 - 12.90						
F 10/320, 25 t, Pritsche/Fahrgestell	12.90 - 12.94						
F 10/320, 25 t, Sattelzugmaschine	12.90 - 12.94						
F 10/320, 26 t	12.90 - 12.94						
F 12		08.77 - 12.94					
Mot. TD 120	01.77 -				312 273		1585586 1622085
Mot. TD 120, 121	01.77 -				312 395		1599459 1622086 6794392
Mot. TD 121, 122, 123	01.83 -						
Mot. TD 122, 123	01.87 -						
F 12 K1					312 273		1585586 1622085
F 12 K2					312 395		1599459 1622086 6794392
F 12/320							
F 12/360							
F 12/370							
F 12/400							

Achtung: Unsere Artikel sind nur als Ersatz für die angegebenen OE-Nummern gültig. In der Spalte "Ref." ist lediglich ein Teil der OE-Nummern aufgeführt. Die vollständige Auflistung aller Vergleichsnummern finden Sie im Anhang.
 Attention: The articles are only valid as replacement for the listed OE-numbers. In the column "Ref." only a selection of OE-No. is given. The complete listing you can see in the appendix. (151)

		Baumuster Model						Ref.
--	---	--------------------	---	---	---	---	---	------

VOLVO







F 16		10.87 - 12.94					
Mot. TD 162, 163	01.87 -				312 273	->Chass. 40640	1585586
Mot. TD 162, 163							1622085
F 16/470, 17 t, Pritsche/Fahrgestell	01.88 - 12.89				312 395	->Chass. 40640	1599459
F 16/470, 17 t, Sattelzugmaschine	01.88 - 12.89						1622086
F 16/470, 24 t, Pritsche/Fahrgestell	01.88 - 12.89						6794392
F 16/470, 24 t, Sattelzugmaschine	01.88 - 12.89						
F 16/485, 18 t, Pritsche/Fahrgestell	01.90 - 12.92						
F 16/485, 18 t, Sattelzugmaschine	01.90 - 12.92						
F 16/485, 25 t, Pritsche/Fahrgestell, 6x2	01.90 - 12.92						
F 16/485, 25 t, Pritsche/Fahrgestell, 6x4	01.90 - 12.92						
F 16/485, 25 t, Sattelzugmaschine, 6x2	01.90 - 12.92						
F 16/485, 25 t, Sattelzugmaschine, 6x4	01.90 - 12.92						
F 16/500, 18 t, Pritsche/Fahrgestell	01.92 - 12.94						
F 16/500, 18 t, Sattelzugmaschine	01.92 - 12.94						
F 16/500, 24 t	01.92 - 12.94						
F 16/500, 25 t, Pritsche/Fahrgestell	01.92 - 12.94						
F 16/500, 25 t, Sattelzugmaschine	01.92 - 12.94						
F 16/500, 26 t	01.92 - 12.94						

Achtung: Unsere Artikel sind nur als Ersatz für die angegebenen OE-Nummern gültig. In der Spalte "Ref." ist lediglich ein Teil der OE-Nummern aufgeführt. Die vollständige Auflistung aller Vergleichsnummern finden Sie im Anhang.

Attention: The articles are only valid as replacement for the listed OE-numbers. In the column "Ref." only a selection of OE-No. is given. The complete listing you can see in the appendix. (151)

		Baumuster Model						Ref.
--	---	--------------------	---	---	---	---	---	------





VOLVO

FH		09.05 -					
400, 21 t	09.05 -			○ ○	290 491		1629722
400, 18 t	09.05 -			○ ○	312 695		21111925 3198836
400, 26 t, Pritsche/Fahrgestell, 6x2	09.05 -			○ ○	290 489	->Chass. A291152/B216585	1629721
400, 26 t, Sattelzugmaschine, 6x2	09.05 -			○ ○	312 694		1075445 20721166 20960913 21137458 3198859
400, 26 t, Pritsche/Fahrgestell, 6x4	09.05 -			○ ○	290 493 ⊖		1622227 3198849 3986315
400, 26 t, Sattelzugmaschine, 6x4	09.05 -						
440, 21 t	09.05 -						
440, 18 t	09.05 -						
440, 26 t, Pritsche/Fahrgestell, 6x2	09.05 -						
440, 26 t, Sattelzugmaschine, 6x2	09.05 -						
440, 26 t, Pritsche/Fahrgestell, 6x4	09.05 -						
440, 26 t, Sattelzugmaschine, 6x4	09.05 -						
480, 21 t	09.05 -						
480, 18 t	09.05 -						
480, 26 t, Pritsche/Fahrgestell, 6x2	09.05 -						
480, 26 t, Sattelzugmaschine, 6x2	09.05 -						
480, 26 t, Pritsche/Fahrgestell, 6x4	09.05 -						
480, 26 t, Sattelzugmaschine, 6x4	09.05 -						
520, 21 t	09.05 -						
520, 18 t	09.05 -						
520, 26 t, Pritsche/Fahrgestell, 6x2	09.05 -						
520, 26 t, Sattelzugmaschine, 6x2	09.05 -						
520, 26 t, Pritsche/Fahrgestell, 6x4	09.05 -						
520, 26 t, Sattelzugmaschine, 6x4	09.05 -						
400	09.05 -			○ ○	312 695		21111925 3198836
440	09.05 -						
480	09.05 -			○ ○	312 694		1075445 20721166 20960913 21137458 3198859
500, 21 t	09.07 -						
500, 18 t	09.05 -						
520	09.05 -			○ ○	290 493 ⊖		1622227 3198849 3986315
FH 12		08.93 -					
FH 12/340				○ ○	290 491		1629722
FH 12/380							
FH 12/420				○ ○	290 489	->Chass. A291152 ->Chass. B216585	1629721
FH 12/460							
FH 12/500	09.01 -			○ ○	290 493 ⊖		1622227 3198849 3986315

Achtung: Unsere Artikel sind nur als Ersatz für die angegebenen OE-Nummern gültig. In der Spalte "Ref." ist lediglich ein Teil der OE-Nummern aufgeführt. Die vollständige Auflistung aller Vergleichsnummern finden Sie im Anhang.
 Attention: The articles are only valid as replacement for the listed OE-numbers. In the column "Ref." only a selection of OE-No. is given. The complete listing you can see in the appendix. (151)

		Baumuster Model						Ref.
--	---	--------------------	---	---	---	---	---	------

VOLVO










FH 16		08.93 -						
FH 16/470, 18 t, Pritsche/Fahrgestell	08.93 - 12.99			$\frac{\circ}{\circ}$	290 491			1629722
FH 16/470, 18 t, Sattelzugmaschine	08.93 - 12.99			$\frac{\circ}{\circ}$	290 489	->Chass. A291152		1629721
FH 16/470, 25 t	08.93 - 12.99			$\frac{\circ}{\circ}$	290 493	⊖		1622227
FH 16/470, 26 t, 6x2	08.93 - 12.99							3198849
FH 16/470, 26 t, 6x4	08.93 - 12.99							3986315
FH 16/520, 18 t, Pritsche/Fahrgestell	08.93 - 12.02							
FH 16/520, 18 t, Sattelzugmaschine	08.93 - 12.02							
FH 16/520, 25 t	01.95 -							
FH 16/520, 26 t, Pritsche/Fahrgestell, 6x2	08.93 - 12.02							
FH 16/520, 26 t, Pritsche/Fahrgestell, 6x4	08.93 - 12.02							
FH 16/520, 26 t, Sattelzugmaschine, 6x2/2/4	08.93 - 12.02							
FH 16/520, 26 t, Sattelzugmaschine, 6x4	08.93 - 12.02							
FH 16/540, FH 16/550, 20,1 t	01.03 -			$\frac{1}{\circ}$	312 695			21111925
FH 16/580, 21 t	09.06 -							3198836
FH 16/540, FH 16/550, 27 t	01.03 -			$\frac{\circ}{\circ}$	312 694			1075445
FH 16/580, 18 t	09.06 -							20721166
FH 16/540, FH 16/550, 26 t	01.03 -							20960913
FH 16/580, 27 t, Pritsche/Fahrgestell	09.06 -							21137458
FH 16/540, FH 16/550, 28 t	01.03 -			$\frac{\circ}{\circ}$	290 493	⊖		3198859
FH 16/580, 27 t, Sattelzugmaschine	09.06 -							1622227
FH 16/540, FH 16/550, 29,1 t	01.03 -							3198849
FH 16/580, 28 t, Pritsche/Fahrgestell	09.06 -							3986315
FH 16/540, FH 16/550, 35 t	01.03 -							
FH 16/580, 28 t, Sattelzugmaschine	09.06 -							
FH 16/540, FH 16/550, 37 t	01.03 -							
FH 16/580, 35 t	09.06 -							
FH 16/580, 37 t	09.06 -							
FH 16/610, 18 t	01.03 -							
FH 16/610, 26 t	01.03 -							
FH 16/610, 27 t	01.03 -							
FH 16/610, 28 t	01.03 -							
FH 16/610, 29 t	01.03 -							
FH 16/610, 35 t	01.03 -							
FH 16/610, 37 t	01.03 -							
FH 16/660, 18 t, Pritsche/Fahrgestell	09.06 -							
FH 16/660, 18 t, Sattelzugmaschine	09.06 -							
FH 16/660, 26 t, Pritsche/Fahrgestell	09.06 -							
FH 16/660, 26 t, Sattelzugmaschine	09.06 -							
FH 16/660, 34 t	09.06 -							
FH 16/660, 25 t	09.06 -							
FH 16/660, 35 t	09.06 -							
FH 16/660, 37 t	09.06 -							

Achtung: Unsere Artikel sind nur als Ersatz für die angegebenen OE-Nummern gültig. In der Spalte "Ref." ist lediglich ein Teil der OE-Nummern aufgeführt. Die vollständige Auflistung aller Vergleichsnummern finden Sie im Anhang.

Attention: The articles are only valid as replacement for the listed OE-numbers. In the column "Ref." only a selection of OE-No. is given. The complete listing you can see in the appendix. (151)

		Baumuster Model						Ref.
--	---	--------------------	---	---	---	---	---	------

VOLVO

FH 16		08.93 -						
FH 16/540, FH 16/550, 21 t FH 16/610, 21 t	01.03 -				290 491		1629722	
	01.03 -				312 695		21111925 3198836	
					290 489	->Chass. A291152 ->Chass. B216585	1629721	
					312 694		1075445 20721166 20960913 21137458 3198859	
					290 493	⊖		1622227 3198849 3986315
FL 7		09.85 - 09.98						
Mot. TD 71, 73	01.85 -				312 272		1594088	
Mot. TD 71, 73								
FL 7/230, 18 t, Pritsche/Fahrgestell	09.85 - 09.98							
FL 7/230, 18 t, Kipper	09.85 - 09.98							
FL 7/230, 18 t, Sattelzugmaschine	09.85 - 09.98							
FL 7/230, 25 t, Pritsche/Fahrgestell	09.85 - 09.98							
FL 7/230, 25 t, Kipper	09.85 - 09.98							
FL 7/230, 26 t	09.85 - 09.98							
FL 7/260, 18 t, Pritsche/Fahrgestell	11.91 - 09.98							
FL 7/260, 18 t, Kipper	11.91 - 09.98							
FL 7/260, 18 t, Sattelzugmaschine	11.91 - 09.98							
FL 7/260, 25 t, Pritsche/Fahrgestell	11.91 - 09.98							
FL 7/260, 25 t, Kipper	11.91 - 09.98							
FL 7/260, 26 t	11.91 - 09.98							
FL 7/290, 18 t, Pritsche/Fahrgestell	10.93 - 09.98							
FL 7/290, 18 t, Kipper	10.93 - 09.98							
FL 7/290, 18 t, Sattelzugmaschine	10.93 - 09.98							
FL 7/290, 25 t, Pritsche/Fahrgestell	10.93 - 09.98							
FL 7/290, 25 t, Kipper	10.93 - 09.98							
FL 7/290, 26 t, Pritsche/Fahrgestell	10.93 - 09.98							
FL 7/290, 26 t, Kipper	10.93 - 09.98							

Achtung: Unsere Artikel sind nur als Ersatz für die angegebenen OE-Nummern gültig. In der Spalte "Ref." ist lediglich ein Teil der OE-Nummern aufgeführt. Die vollständige Auflistung aller Vergleichsnummern finden Sie im Anhang.
 Attention: The articles are only valid as replacement for the listed OE-numbers. In the column "Ref." only a selection of OE-No. is given. The complete listing you can see in the appendix. (151)



Baumuster
Model



Ref.

VOLVO



FL 10		09.85 - 09.98					
Mot. TD 101, 102, 103	01.85 -					312 272	1594088
FL 10/260	01.85 - 12.89						
FL 10/280, 17 t, Kipper	09.85 - 12.90						
FL 10/280, 17 t, Pritsche/Fahrgestell	09.85 - 12.90						
FL 10/280, 17 t, Sattelzugmaschine	09.85 - 12.90						
FL 10/280, 24 t	09.85 - 12.90						
FL 10/285	01.90 - 12.95						
FL 10/290	01.88 - 12.89						
FL 10/320, 234 kW	01.90 - 12.95						
FL 10/320, 235 kW, 18 t, Kipper	12.95 - 09.98						
FL 10/320, 235 kW, 18 t, Pritsche/Fahrgestell	12.95 - 09.98						
FL 10/320, 235 kW, 18 t, Sattelzugmaschine	12.95 - 09.98						
FL 10/320, 235 kW, 25 t	12.95 - 09.98						
FL 10/320, 235 kW, 26 t, Pritsche/Fahrgestell, 6x2	12.95 - 09.98						
FL 10/320, 235 kW, 26 t, Sattelzugmaschine, 6x2	12.95 - 09.98						
FL 10/320, 235 kW, 26 t, Pritsche/Fahrgestell, 6x4	12.95 - 09.98						
FL 10/320, 235 kW, 26 t, Sattelzugmaschine, 6x4	12.95 - 09.98						
FL 10/320, 235 kW, 32 t	12.95 - 09.98						
FL 10/360, 18 t, Kipper	12.95 - 09.98						
FL 10/360, 18 t, Pritsche/Fahrgestell	12.95 - 09.98						
FL 10/360, 18 t, Sattelzugmaschine	12.95 - 09.98						
FL 10/360, 25 t	12.95 - 09.98						
FL 10/360, 26 t, Pritsche/Fahrgestell, 6x2	12.95 - 09.98						
FL 10/360, 26 t, Sattelzugmaschine, 6x2	12.95 - 09.98						
FL 10/360, 26 t, Pritsche/Fahrgestell, 6x4	12.95 - 09.98						
FL 10/360, 26 t, Sattelzugmaschine, 6x4	12.95 - 09.98						
FL 10/360, 32 t	12.95 - 09.98						
FL 10H/320, 18 t	12.95 - 09.98						
FL 10H/320, 26 t, 6x4	12.95 - 09.98						
FL 10H/320, 26 t, 6x6	12.95 - 09.98						
FL 10H/320, 32 t	12.95 - 09.98						
FL 10H/360, 18 t	12.95 - 09.98						
FL 10H/360, 26 t, 6x4	12.95 - 09.98						
FL 10H/360, 26 t, 6x6	12.95 - 09.98						
FL 10H/360, 32 t	12.95 - 09.98						

Achtung: Unsere Artikel sind nur als Ersatz für die angegebenen OE-Nummern gültig. In der Spalte "Ref." ist lediglich ein Teil der OE-Nummern aufgeführt. Die vollständige Auflistung aller Vergleichsnummern finden Sie im Anhang.

Attention: The articles are only valid as replacement for the listed OE-numbers. In the column "Ref." only a selection of OE-No. is given. The complete listing you can see in the appendix. (151)

		Baumuster Model						Ref.
--	---	--------------------	---	---	---	---	---	------





VOLVO

FM		09.05 -					
FM 300, 18 t	09.05 -			$\frac{1}{0}$	312 695		21111925 3198836
FM 300, 4x2	09.05 -			$\frac{0}{0}$	312 694		1075445 20721166 20960913 21137458 3198859
FM 300, 8x4	09.05 -						
FM 300, 26 t, 6x2	09.05 -						
FM 300, 26 t, 6x4	09.05 -						
FM 340, 4x2	09.05 -						
FM 340, 18 t	09.05 -			$\frac{0}{0}$	290 493	⊖	1622227 3198849 3986315
FM 340, 8x4	09.05 -						
FM 340, 26 t, 6x2	09.05 -						
FM 340, 26 t, 6x4	09.05 -						
FM 360, 18 t	11.05 -						
FM 360, 26 t	11.05 -						
FM 380, 26 t, 6x2	09.05 -						
FM 380, 26 t, 6x4	09.05 -						
FM 380, 18 t	09.05 -						
FM 380, 4x2	09.05 -						
FM 380, 8x4	09.05 -						
FM 400, 18 t	09.05 -						
FM 400, 4x2	09.05 -						
FM 400, 6x4	09.05 -						
FM 400, 8x4	09.05 -						
FM 400, 26 t	09.05 -						
FM 440, 18 t	09.05 -						
FM 440, 4x2	09.05 -						
FM 440, 8x4	09.05 -						
FM 440, 26 t,	09.05 -						
Pritsche/Fahrgestell							
FM 440, 26 t, Kipper	09.05 -						
FM 480, 18 t	09.05 -						
FM 480, 4x2	09.05 -						
FM 480, 6x4	09.05 -						
FM 480, 8x4	09.05 -						
FM 480, 26 t	09.05 -						
FM 500	09.05 -						

Achtung: Unsere Artikel sind nur als Ersatz für die angegebenen OE-Nummern gültig. In der Spalte "Ref." ist lediglich ein Teil der OE-Nummern aufgeführt. Die vollständige Auflistung aller Vergleichsnummern finden Sie im Anhang.
 Attention: The articles are only valid as replacement for the listed OE-numbers. In the column "Ref." only a selection of OE-No. is given. The complete listing you can see in the appendix. (151)

		Baumuster Model						Ref.
--	---	--------------------	---	---	---	---	---	------

VOLVO



FM 7		08.98 - 12.01					
FM 7/250, 18 t, Pritsche/Fahrgestell	08.98 - 12.01				312 694		1075445 20721166 20960913 21137458 3198859
FM 7/250, 25 t	08.98 - 12.01						
FM 7/250, 26 t, Pritsche/Fahrgestell	08.98 - 12.01						
FM 7/250, 18 t, Kipper	08.98 - 12.01						
FM 7/250, 26 t, Kipper	08.98 - 12.01						
FM 7/250, 18 t, Sattelzugmaschine	08.98 - 12.01						
FM 7/290, 18 t, Pritsche/Fahrgestell	08.98 - 12.01						
FM 7/290, 25 t	08.98 - 12.01						
FM 7/290, 26 t, Pritsche/Fahrgestell	08.98 - 12.01						
FM 7/290, 18 t, Kipper	08.98 - 12.01						
FM 7/290, 26 t, Kipper	08.98 - 12.01						
FM 7/290, 18 t, Sattelzugmaschine	08.98 - 12.01						
FM 7/310, 18 t, Pritsche/Fahrgestell	08.98 -						
FM 7/310, 25 t	08.98 -						
FM 7/310, 26 t, Pritsche/Fahrgestell	08.98 -						
FM 7/310, 18 t, Kipper	08.98 -						
FM 7/310, 26 t, Kipper	08.98 -						
FM 7/310, 18 t, Sattelzugmaschine	08.98 -						
FM 10		09.98 - 12.01					
FM 10/320, 18 t	04.99 - 12.01				312 694		1075445 20721166 20960913 21137458 3198859
FM 10/320, 26 t	04.99 - 12.01						
FM 10/360, 18 t	04.99 - 12.01						
FM 10/360, 26 t	04.99 - 12.01						

Achtung: Unsere Artikel sind nur als Ersatz für die angegebenen OE-Nummern gültig. In der Spalte "Ref." ist lediglich ein Teil der OE-Nummern aufgeführt. Die vollständige Auflistung aller Vergleichsnummern finden Sie im Anhang.

Attention: The articles are only valid as replacement for the listed OE-numbers. In the column "Ref." only a selection of OE-No. is given. The complete listing you can see in the appendix. (151)

		Baumuster Model						Ref.
--	---	--------------------	---	---	---	---	---	------





VOLVO

FM 12		08.98 - 09.05					
FM 12/340, 18 t, Pritsche/Fahrgestell	08.98 - 09.05				312 694		1075445 20721166 20960913 21137458 3198859
FM 12/340, 25 t	08.98 - 09.05						
FM 12/340, 26 t, Pritsche/Fahrgestell, 6x2	08.98 - 09.05						
FM 12/340, 26 t, Pritsche/Fahrgestell, 6x4	08.98 - 09.05						
FM 12/340, 32 t, 8x2/4	08.98 - 09.05						
FM 12/340, 32 t, 8x4/4	08.98 - 09.05						
FM 12H/340	08.98 - 09.05						
FM 12/340, 18 t, Sattelzugmaschine	08.98 - 09.05						
FM 12/340, 26 t, Sattelzugmaschine	08.98 - 09.05						
FM 12/380, 18 t, Pritsche/Fahrgestell	08.98 - 09.05						
FM 12/380, 25 t	08.98 - 09.05						
FM 12/380, 26 t, Pritsche/Fahrgestell, 6x2	08.98 - 09.05						
FM 12/380, 26 t, Pritsche/Fahrgestell, 6x4	08.98 - 09.05						
FM 12/380, 32 t, 8x2/4	08.98 - 09.05						
FM 12/380, 32 t, 8x4/4	08.98 - 09.05						
FM 12H/380	08.98 - 09.05						
FM 12/380, 18 t, Sattelzugmaschine	08.98 - 09.05						
FM 12/380, 26 t, Sattelzugmaschine	08.98 - 09.05						
FM 12/420, 18 t, Pritsche/Fahrgestell	08.98 - 09.05						
FM 12/420, 25 t	08.98 - 09.05						
FM 12/420, 26 t, Pritsche/Fahrgestell, 6x2	08.98 - 09.05						
FM 12/420, 26 t, Pritsche/Fahrgestell, 6x4	08.98 - 09.05						
FM 12/420, 32 t, 8x2/4	08.98 - 09.05						
FM 12/420, 32 t, 8x4/4	08.98 - 09.05						
FM 12H/420	08.98 - 09.05						
FM 12/420, 18 t, Sattelzugmaschine	08.98 - 09.05						
FM 12/420, 26 t, Sattelzugmaschine	08.98 - 09.05						
FM 12/460 4x2, Pritsche/Fahrgestell	01.03 -						
FM 12/460 4x2, Sattelzugmaschine	01.03 -						
FM 12/460 6x2	01.03 -						
FM 12/460 6x2	01.03 -						
FM 12/460 6x4, Pritsche/Fahrgestell	01.03 -						
FM 12/460 6x4, Sattelzugmaschine	01.03 -						
FM 12/460 8x2/4	01.03 -						
FM 12/460 8x4/4	01.03 -						
FM 12H/460 8x4/4	01.03 -						




Achtung: Unsere Artikel sind nur als Ersatz für die angegebenen OE-Nummern gültig. In der Spalte "Ref." ist lediglich ein Teil der OE-Nummern aufgeführt. Die vollständige Auflistung aller Vergleichsnummern finden Sie im Anhang.
 Attention: The articles are only valid as replacement for the listed OE-numbers. In the column "Ref." only a selection of OE-No. is given. The complete listing you can see in the appendix. (151)

		Baumuster Model						Ref.
--	---	--------------------	---	---	---	---	---	------




ACERBI

Achse								
Achse					300 076 			449751
					300 069 			431491







ASSE RIGO

Achse								
Achse					300 076 			9822 9891







ASSE SANSAVINI

Achse								
Achse					300 076 			F3041A












AUSTERAS

Achse								
Achse					300 076 			9822
					300 082 			298771000
					310 009 			99391004
					300 087 			99391007







BARTOLETTI

Achse								
Achse					300 083 			91 610 011
					300 084 			91 610 014
					170 178 			91 610 269
								91 610 272
								91 610 274
					300 069 			91 610 259
								91 610 264
								91 610 266

BATTAGLINO

Achse								
Achse					300 084			2606400
					300 076 			2607400
					300 082 			
					300 089 			041020060
					310 009 			040180000
					123 840 			
					300 069 			2604800
					300 071 			2609000
					300 079 			2607000
					300 087 			2606800

BERTOJA




Achse								
Achse					123 840 			423016002
					300 069 			446421001
					300 079 			
					300 087 			423016003

Achtung: Unsere Artikel sind nur als Ersatz für die angegebenen OE-Nummern gültig. In der Spalte "Ref." ist lediglich ein Teil der OE-Nummern aufgeführt. Die vollständige Auflistung aller Vergleichsnummern finden Sie im Anhang.






















Attention: The articles are only valid as replacement for the listed OE-numbers. In the column "Ref." only a selection of OE-No. is given. The complete listing you can see in the appendix. (151)

		Baumuster Model						Ref.
--	---	--------------------	---	---	---	---	---	------

BOLGAN

Achse								
Achse					123 840			

BPW













3,0 - 13 t								
ON ONT					106 201			02.3702.1800
					112 923			02.3702.1400
					170 183			02.3702.6700
O					101 823			02.3702.1000
					112 923			02.3702.1400
					106 201			02.3702.1800
					170 177			02.3702.5100
					170 178			02.3702.2000
					300 071			02.3702.1600
					310 025			02.3722.2300
					312 561		HD	02 3722 8300 02.3702.1900 02.3702.3600 02.3702.5200 02.3722.0400 02.3722.1400 02.3722.8300
					310 133		PDC	wahlweise PDC (Pneumatic Damping Control) für 170 182 / optional PDC (Pneumatic Damping Control) for 170 182 (149) 02.3722.6300
					ZZONT/O.OM			
310 132		PDC	wahlweise PDC (Pneumatic Damping Control) für 123 868 / optionally PDC (Pneumatic Damping Control) for 123 868 (148) 02.3722.6400					
VH,VO					123 829		▲	10.6905.0802
OM					106 201			02.3702.1800
					170 177			02.3702.5100
					170 178			02.3702.2000
					170 179			02.3702.6000
					170 183			02.3702.6700
					300 071			02.3702.1600
					312 977			02 3722 8800 02.3702.9200
					312 978			02 3722 8900 02.3702.7000
					312 561		HD	02 3722 8300 02.3702.1900 02.3702.3600 02.3702.5200 02.3722.0400 02.3722.1400 02.3722.8300
					310 133		PDC	wahlweise PDC (Pneumatic Damping Control) für 170 182 / optional PDC (Pneumatic Damping Control) for 170 182 (149) 02.3722.6300
ONM					106 201			02.3702.1800
					170 183			02.3702.6700

Achtung: Unsere Artikel sind nur als Ersatz für die angegebenen OE-Nummern gültig. In der Spalte "Ref." ist lediglich ein Teil der OE-Nummern aufgeführt. Die vollständige Auflistung aller Vergleichsnummern finden Sie im Anhang.
 Attention: The articles are only valid as replacement for the listed OE-numbers. In the column "Ref." only a selection of OE-No. is given. The complete listing you can see in the appendix. (151)





		Baumuster Model				Ref.
--	---	--------------------	---	---	---	------

BPW



3,0 - 13 t

OT					312 561		02 3722 8300 02.3702.1900 02.3702.3600 02.3702.5200 02.3722.0400 02.3722.1400 02.3722.8300	
						106 201 		02.3702.1800
						170 177 		02.3702.5100
						170 178 		02.3702.2000
						170 179 		02.3702.6000
						170 183 		02.3702.6700
					300 071 		02.3702.1600	
	310 132 	wahlweise PDC (Pneumatic Damping Control) für 123 868 / optionally PDC (Pneumatic Damping Control) for 123 868	(148) 02.3722.6400					
	310 133 	wahlweise PDC (Pneumatic Damping Control) für 170 182 / optional PDC (Pneumatic Damping Control) for 170 182	(149) 02.3722.6300					



Serie LL

HFF 9010 LL					312 561		02 3722 8300 02.3702.1900 02.3702.3600 02.3702.5200 02.3722.0400 02.3722.1400 02.3722.8300
						310 132 	wahlweise PDC (Pneumatic Damping Control) für 123 868 / optionally PDC (Pneumatic Damping Control) for 123 868





Serie SLO

SLO-Aggregate					312 561		02 3722 8300 02.3702.1900 02.3702.3600 02.3702.5200 02.3722.0400 02.3722.1400 02.3722.8300
---------------	--	--	---	---	---------	--	--




BREMACH

Achse							
Achse					300 086		80905

CALABRESE

Achse							
Achse					300 089 		2733367
					170 178 		128711209






CAMPANA

Achse							
Achse					300 089 		090200300





Achtung: Unsere Artikel sind nur als Ersatz für die angegebenen OE-Nummern gültig. In der Spalte "Ref." ist lediglich ein Teil der OE-Nummern aufgeführt. Die vollständige Auflistung aller Vergleichsnummern finden Sie im Anhang.
Attention: The articles are only valid as replacement for the listed OE-numbers. In the column "Ref." only a selection of OE-No. is given. The complete listing you can see in the appendix. (151)

		Baumuster Model						Ref.
--	---	--------------------	---	---	---	---	---	------







CAR LUX

Achse								
Achse					123 840 			
					300 071 			
					300 079 			



CAR VENETA

Achse								
Achse					310 009 		60030019	
					300 087 		60030059	






CARDI

Achse								
Achse					123 840 			
					300 069 		00500600	
					300 079 		500900	
					312 561 		00501300	
							00501310	



CHEREAU

Achse								
Achse SAF					170 191			



CORDERO

Achse								
Achse					300 084		1303004	
					300 082 		1303003	
					300 069 		1303007	
					300 087 		1303006	



EMIL CAMION

Achse								
Achse					300 084			

ERIBA-HYMER

Wohnwagen								
NOVA 500 L					195 420		248.195.00.01.04	





ETA

Achse								
BPW					312 561		02 3722 1400	






Achtung: Unsere Artikel sind nur als Ersatz für die angegebenen OE-Nummern gültig. In der Spalte "Ref." ist lediglich ein Teil der OE-Nummern aufgeführt. Die vollständige Auflistung aller Vergleichsnummern finden Sie im Anhang.
 Attention: The articles are only valid as replacement for the listed OE-numbers. In the column "Ref." only a selection of OE-No. is given. The complete listing you can see in the appendix. (151)

		Baumuster Model						Ref.
--	---	--------------------	---	---	---	---	---	------



F.A.D. GKN

Achse							
Achse					300 076 		354F002
					300 071 		554FR001



FIA CESCHI EUROPE

Achse							
Achse					300 076 		051101
					300 083 		051075
					300 081 		055904



FILIA






Achse							
Achse					123 439		0036114P

FRANCHIN




Achse							
Achse					300 084		

FRUEHAUF

Anhängen							
OE 87001					170 191		10490.50.565.1

SA- SERIES 09.91 -							
SA- Series	09.91 -				290 427 		MO 15236
					290 444 		MOO 1545 MOO 7969 U-JB 0365 U-JB 0564
					313 057 		1526855 M00 1537 M00 7950 M076480 M200052 M200133 U-JB 0364 U-JB 0563 U-JB 0565

GIGANT (Trenkamp+ Gehle)









Anhängen							
Anhängen					131 107		196 114
					170 538		196 103 196 107 196 112
					310 141		196113
					313 056 HD		196 111
					312 561 HD 		196 112

Achtung: Unsere Artikel sind nur als Ersatz für die angegebenen OE-Nummern gültig. In der Spalte "Ref." ist lediglich ein Teil der OE-Nummern aufgeführt. Die vollständige Auflistung aller Vergleichsnummern finden Sie im Anhang.



Attention: The articles are only valid as replacement for the listed OE-numbers. In the column "Ref." only a selection of OE-No. is given. The complete listing you can see in the appendix. (151)



		Baumuster Model						Ref.
--	---	--------------------	---	---	---	---	---	------

GIRELLI






Achse								
Achse					300 084			00450560
					300 076			7759
					310 009			01070460
					300 087			03990560

HENDRICKSON









HT- Series								
T-15-172					311 635			47902-023 A-2218




WD - Series								
WD 230					311 635	Achslast [lb] / Axle Load [lb]: 23000-> ->Achslast [lb] / Axle Load [lb]: 46000	(5)	47902-023 A-2218
WD 460								
WD 2300								
WD 2460								
WD 4600								

KAISER

Achse								
Achse					312 979			2.376.0010.02
					123 840			LEI 16500/500/52
					125 743			
					170 191			LEI 180002700/52

KÄSSBOHRER



Anhänger								
Anhänger					112 167			8.231.257.000 8.231.257.000 D 8.231.257.100 D
Kurbelachse Kurbelachse VC 12L,D 17L					112 220		*	8.231.092.000 8.231.092.000 D 8.231.092.000 DG 8.231.276.000
V14L					112 355		*	8.231.293.000 8.231.293.000 C 8.231.293.100 8.231.293.100 D 8.271.276.000

Achse								
VC 12- D 17					112 355	*		8.231.293.000 8.231.293.000 C 8.231.293.100 8.231.293.100 D 8.271.276.000
					112 220	HD	*	8.231.092.000 8.231.092.000 D 8.231.092.000 DG 8.231.276.000



Achtung: Unsere Artikel sind nur als Ersatz für die angegebenen OE-Nummern gültig. In der Spalte "Ref." ist lediglich ein Teil der OE-Nummern aufgeführt. Die vollständige Auflistung aller Vergleichsnummern finden Sie im Anhang.
Attention: The articles are only valid as replacement for the listed OE-numbers. In the column "Ref." only a selection of OE-No. is given. The complete listing you can see in the appendix. (151)

		Baumuster Model						Ref.
--	---	--------------------	---	---	---	---	---	------




KIP

Wohnwagen								
Bergische Achse					195 420			




KRÜGER

axle								
axle					123 840			50-902-0 90-2022 90-2227





LAG

Achse								
7t -					312 979			








LANGENDORF

Achse								
Achse					170 191			7800



LECINENA

Achse								
Achse					170 538			196 103
					300 071			
					312 561	HD		







LECITRAILER

Achse								
Achse					112 777			2.376.0022.00
					170 178			5180021
					170 538			196 103
					300 071			
					312 561			5180011

LEGRAS INDUSTRIES

Achse								
Achse					123 439			0036114
					123 840			21215742

LOHR




Achse								
16 t	01.91 -				125 743			A 06.030.510
					290 442			A 06.030.509
					290 441			A 06.030.508

Achtung: Unsere Artikel sind nur als Ersatz für die angegebenen OE-Nummern gültig. In der Spalte "Ref." ist lediglich ein Teil der OE-Nummern aufgeführt. Die vollständige Auflistung aller Vergleichsnummern finden Sie im Anhang.




Attention: The articles are only valid as replacement for the listed OE-numbers. In the column "Ref." only a selection of OE-No. is given. The complete listing you can see in the appendix. (151)

		Baumuster Model						Ref.
--	---	--------------------	---	---	---	---	---	------





MECCANICA MURGIANA

Achse								
Achse					300 083			9822













MENCI










Achse								
Achse					300 071			2461

MERCEDES-BENZ

Achse								
TZ4 / 8C 6-9		749.324/325			310 134			946 326 05 00
TZ5 / 8C 7-9		749.334			310 135			946 326 07 00
TE5 / 8C 7-9		749.349						
TE4 / 8C 6-9								

MERITOR






Flexair								
Flexair					310 009			212.12.534 99391004
WFL 041 (11t) WFL 115S (11t) WFL 115T (11t) WFL 510 (9t) WFL 520 (9t)					170 191			212.08.363 212.24.034
					300 076			212.23.345
					310 009			212.12.534 99391004
					665 008			212.22.271 212.24.531 212.24.745
					123 840			212.15.607 212.15.742 212.15.751 212.15.807 212.21.306
WFL 131 (8,4t)					123 840			212.15.607 212.15.742 212.15.751 212.15.807 212.21.306
FL 11000 (11t)	01.91 - 12.93				170 191			212.08.363 212.24.034

Neway								
AR 70-9					290 460			1752496 1753313 90044001 90044626 90044679 90044688
AR 95-12 (11t) AR 95-17 (11t) HN HL/ 076					290 465			1752492 1753247 90044625
Auto-suiveur					310 009			212.12.534 99391004





Achtung: Unsere Artikel sind nur als Ersatz für die angegebenen OE-Nummern gültig. In der Spalte "Ref." ist lediglich ein Teil der OE-Nummern aufgeführt. Die vollständige Auflistung aller Vergleichsnummern finden Sie im Anhang.
Attention: The articles are only valid as replacement for the listed OE-numbers. In the column "Ref." only a selection of OE-No. is given. The complete listing you can see in the appendix. (151)

		Baumuster Model						Ref.
--	---	--------------------	---	---	---	---	---	------




MIELE

Achse								
Achse					300 084			060AMM0500
					123 840 			
					300 069 			060AMM0506
					300 071 			060AMM0505



MISTRALL

Achse								
Achse					170 178 			7302
					300 069 			





MONTENEGRO

Achse								
Achse					112 116 			0500 31 668/A 050001668




NEWAY

AD-Series								
AD 246					311 631	Höhe [Zoll] / Height [in]: 8.5	(55)	90045099
					311 632	Höhe [Zoll] / Height [in]: 10	(55)	90045132




NOMEK

Achse								
Achse					123 840 			
					300 081 			




NUOVA MANARO

Achse								
Achse					300 071 			

OMAR








Achse								
Achse					123 840 			

O.M.T.



Achse								
Achse					123 840 			22 450 420

Achtung: Unsere Artikel sind nur als Ersatz für die angegebenen OE-Nummern gültig. In der Spalte "Ref." ist lediglich ein Teil der OE-Nummern aufgeführt. Die vollständige Auflistung aller Vergleichsnummern finden Sie im Anhang.





Attention: The articles are only valid as replacement for the listed OE-numbers. In the column "Ref." only a selection of OE-No. is given. The complete listing you can see in the appendix. (151)

		Baumuster Model						Ref.
--	---	--------------------	---	---	---	---	---	------





PEITZ

Achse								
Drehstabachse					704 102			10.30.974794




PEZZAIOLI

Achse								
Achse					300 069 			
					300 071 			70100000



PIACENZA

Achse								
Achse					300 088			1201052
					300 069 			1201054
					300 081 			1201049/45








PRIMBALL

Achse								
Achse					300 071 			





ROCKWELL





Auflieger								
Rice Trailer HD					101 487			

ROLFO

Achse								
Achse					125 743			112 297
					300 084			112284
					170 538 			S3363
					300 069 			112012
					300 071 			112319
					300 081 			112294
					300 087 			112128
					312 561 HD●			

ROR
















Achse								
Achse					300 076 			212.23.345
					310 009 			212.12.534 99391004

Flexair								
Flexair					300 076 			212.23.345
					310 009 			212.12.534 99391004





Achtung: Unsere Artikel sind nur als Ersatz für die angegebenen OE-Nummern gültig. In der Spalte "Ref." ist lediglich ein Teil der OE-Nummern aufgeführt. Die vollständige Auflistung aller Vergleichsnummern finden Sie im Anhang.
 Attention: The articles are only valid as replacement for the listed OE-numbers. In the column "Ref." only a selection of OE-No. is given. The complete listing you can see in the appendix. (151)

		Baumuster Model						Ref.
--	---	--------------------	---	---	---	---	---	------






ROR

Flexair								
WFL 041 (11t) WFL 115S (11t) WFL 115T (11t) WFL 510 (9t) WFL 520 (9t) WFL 131 (8,4t)					123 840 			212.15.607 212.15.742 212.15.751 212.15.807 212.21.306
FL 11000 (11t)	01.91 - 12.93				170 191 			212.08.363 212.16.058 212.24.034
Neway								
AR 95-12 (11t) AR 95-17 (11t) HN HL/ 076					290 465 			1752492 1753247 90044625
AR 70-9 AR 70-14 HN 102/ 204 AR 75-9 AR 75-12					290 460 			1752496 1753313 90044001 90044626 90044679 90044688
Auto-suiveur					310 009 			212.12.534 99391004



RUBERY-OWEN




Aufflieger								
Buchse 20 mm					123 840			
Buchse 24 mm					170 191			




SAE








Achse								
Achse					310 009 			26365
					170 191 			8 404 174
					312 979 			8 404 174

SAF

Achse								
Achse					312 978			2.376.0027.00

AR 112								
AR 112					123 876 			2.376.0009.00

AR 113								
AR 113					123 876 			2.376.0009.00




AR 200								
AR 200					125 890 			2.376.0002.00
					170 199 			2.376.0003.00 2.376.0003.01 2.376.0003.02 2.376.0017.00 2.376.1007.01 2.376.1007.52
ARL 200					125 890 			2.376.0002.00




Achtung: Unsere Artikel sind nur als Ersatz für die angegebenen OE-Nummern gültig. In der Spalte "Ref." ist lediglich ein Teil der OE-Nummern aufgeführt. Die vollständige Auflistung aller Vergleichsnummern finden Sie im Anhang.




Attention: The articles are only valid as replacement for the listed OE-numbers. In the column "Ref." only a selection of OE-No. is given. The complete listing you can see in the appendix. (151)




		Baumuster Model						Ref.
--	---	--------------------	---	---	---	---	---	------


















SAF

AR 221								
AR 221					123 852			2.376.0016.00



AR 313								
AR 313 RLS ARL 313					125 890			2.376.0002.00

AR 414								
AR 414					125 890			2.376.0002.00



Lenkungsdämpfer								
Lenkungsdämpfer					170 200			2.376.1005.00

LF-Serie								
LF					112 777			2.376.0022.00
					123 875			2.376.0020.00
					170 183			2.376.0019.00
					170 191			2.376.0005.00
								2.376.0006.00
								2.376.0008.00
								2.376.0010.00
					170 204			2.376.0018.00
					290 241			2.376.0032.00
					290 999			2.376.0030.00
					312 561			2.376.0026.00
312 977			2.376.0031.00					
312 978			2.376.0027.00					
312 979			2.376.0010.01					
			2.376.0010.02					
LF Buchse 20 mm					312 979			2.376.0010.01 2.376.0010.02
LF Buchse 24 mm					170 191			2.376.0005.00 2.376.0006.00 2.376.0008.00 2.376.0010.00

SAMRO

Achse								
Achse					131 930			250 0342 2500 002 371424 501 400
					280 510			2500 001 503 100




SCAM

Achse								
Achse					300 086			



Achtung: Unsere Artikel sind nur als Ersatz für die angegebenen OE-Nummern gültig. In der Spalte "Ref." ist lediglich ein Teil der OE-Nummern aufgeführt. Die vollständige Auflistung aller Vergleichsnummern finden Sie im Anhang.
 Attention: The articles are only valid as replacement for the listed OE-numbers. In the column "Ref." only a selection of OE-No. is given. The complete listing you can see in the appendix. (151)

		Baumuster Model						Ref.
--	---	--------------------	---	---	---	---	---	------





SCATTOLINI

Achse								
Achse					300 081			






SCHMITZ CARGOBULL

Achse								
Achse					112 777			02 83 63
					300 071			
					312 561 HD			013250 013961 014118 014750 1041843



SIRMAC-SIMA

Achse								
Achse					300 082			F28517000
					310 009			F28960400








STEFEN ASSALI

Achse								
Achse					300 076			M01121030
					300 083			M01120000
					310 009			M01110085




TABBERT

Wohnwagen								
370, 395, 445					195 420			




TECMA

Achse								
Achse					300 076			11044001
					300 083			11044002
					300 089			11044006
					310 009			
					300 071			

T.I.D.TRAILERS/NEWAY

Aufliieger								
Aufliieger					123 840			













TOUGHLINE TRAILERS

Aufliieger								
Aufliieger					123 840			





Achtung: Unsere Artikel sind nur als Ersatz für die angegebenen OE-Nummern gültig. In der Spalte "Ref." ist lediglich ein Teil der OE-Nummern aufgeführt. Die vollständige Auflistung aller Vergleichsnummern finden Sie im Anhang.
 Attention: The articles are only valid as replacement for the listed OE-numbers. In the column "Ref." only a selection of OE-No. is given. The complete listing you can see in the appendix. (151)

		Baumuster Model						Ref.
--	---	--------------------	---	---	---	---	---	------





TRAILOR

L-Series								
L 200 TEM L 2000 TEM	- 01.84				312 979			6503123 L 6503608 P 6506635 A
L 200 TEM, -MD, LUN	11.88 -				123 439			0036114 6505245
L 200 TEM, -MD, LUN	09.86 -				170 204			6504638 G 6506636 B
N-Series								
N 400 , -TEM	- 01.84				312 979			6503123 L 6503608 P 6506635 A
N 400 TEM, -LUN	09.86 -				123 439			0036114 6505245
					170 204			6504638 G 6506636 B
SA- Series								
SA- Series	09.91 -				290 444			MOO 1545 MOO 7969
					313 057			1526855 70 000 57 L M00 1537 M00 7950



TRAS CAR

Achse								
Achse					300 083 			
					300 087 			03003106770C












TRE EMME

Achse								
Achse					300 076 			
					300 083 			

TROUILLET

Achse								
Sauer Achsen					290 424			HB 10510 HT 10030 HT 10515
					312 979			2.376.0010.01



VIBERTI

Achse								
BPW					106 201 			02 3702 1800
Achse					300 082 			128711303
					300 089 			128711209
					300 069 			
Anhänger								
Anhänger					170 178 			178 711 204 178 711 207 178 711 209 7299







Achtung: Unsere Artikel sind nur als Ersatz für die angegebenen OE-Nummern gültig. In der Spalte "Ref." ist lediglich ein Teil der OE-Nummern aufgeführt. Die vollständige Auflistung aller Vergleichsnummern finden Sie im Anhang.
 Attention: The articles are only valid as replacement for the listed OE-numbers. In the column "Ref." only a selection of OE-No. is given. The complete listing you can see in the appendix. (151)

		Baumuster Model				Ref.
--	---	--------------------	---	---	---	------



WESTFALIA

Anhängen						
Pferdetransporter					228 119	524 393















WEWELER

Achse						
Flexair FL041 Flexair FL131 Trailer					123 840 	50.902.0 50.929.0 90.2227 90.2022 90.2023 90.2228 91.2223 91.2228 DB409380
Indair					170 191 	50.307.5 50.307.6







WILK

Wohnwagen						
Stern, Star (Kober-Achse) Superstar (Kober-Achse)					195 420	

YORK

Anhängen						
Trailer					123 449 	506 246 506 717/01 507 170 61.506246 61.506717.01 61.507170 61506246 61507170
					125 753 	506 717/02 61.506717.02
TECAIR						
TECAIR 1					125 753	506 717/02 61.506717.02
					123 449 	506 246 506 717/01 507 170 61.506246 61.506717.01 61.507170 61506246 61507170
TECAIR 2 TECAIR FB3					312 241	61610442
TECAIR FB - X400,U190					131 949 	61.610052 610052

ZORZI

Anhängen						
Anhängen					300 076 	1006604
					310 009 	1006606
					123 840 	
					300 087 	1006609

Achtung: Unsere Artikel sind nur als Ersatz für die angegebenen OE-Nummern gültig. In der Spalte "Ref." ist lediglich ein Teil der OE-Nummern aufgeführt. Die vollständige Auflistung aller Vergleichsnummern finden Sie im Anhang.
Attention: The articles are only valid as replacement for the listed OE-numbers. In the column "Ref." only a selection of OE-No. is given. The complete listing you can see in the appendix. (151)

Artikelnummer Article No.	Seite Page	Hersteller Manufacturer	Artikelnummer Article No.	Seite Page	Hersteller Manufacturer
000 006 ^o	651 652 653	IVECO	101 330 ^o ▲	568	EVOBUS
000 331 ^o ●	473 476 476	SCANIA	101 345 ^o ▲	1 560	AEC
	477 479 482			583 584 585	MAN
	482 483 485			586 587	
	488 490 491		101 352 ^o	591	MERCEDES-BENZ
	491 492 493		101 356 ^o ▲	578	MAGIRUS-DEUTZ
	493 494 495		101 382 ^o ■	64 134 135	MAN
	495			136 137 138	
000 366 ^o	645	VOLVO		139 140 141	
000 369 ^o	39	IVECO		142 588	
000 370 ^o	39	IVECO	101 383 ^o ■	64 135 136	MAN
101 076 ^o ┆	334 336 344	MERCEDES-BENZ		137 138 139	
	348 368 369			140 141 142	
	371 373 374		101 388 ^o	901 902 903	MERCEDES-BENZ
	375 378 380			904 905 906	
	382			907 909 912	
101 102 ^o	36	HANOMAG		913 914 915	
		HENSCHEL		916 919	
	254 255	MERCEDES-BENZ	101 412 ^o ┆	603	MERCEDES-BENZ
101 155 ^o	901 902 903	MERCEDES-BENZ	101 424 ^o ┆	622 623 624	NEOPLAN
	904 905 906			624 625 626	
	907 909 912			627 628 629	
	913 914 915			630 631	
	916 919		101 425 ^o ●●●┆	622 623 623	NEOPLAN
101 159 ^o ▲┆	602 603 604	MERCEDES-BENZ		624 625 626	
	605			627 628 629	
101 161 ^o ▲┆	597 598 599	MERCEDES-BENZ		630 631 631	
	600		101 426 ^o ┆	624 625 626	NEOPLAN
101 162 ^o ▲┆	596 597 599	MERCEDES-BENZ		627 628 630	
101 165 ^o ▲┆	602 603 604	MERCEDES-BENZ		631	
	605		101 455 ^o	264 265 269	MERCEDES-BENZ
101 169 ^o ▲┆	597 598 599	MERCEDES-BENZ		270 272 273	
	600			274 275 288	
101 229 ^o ▲	27 28 570	FORD		289 292 293	
101 242 ^o ┆	334 335 336	MERCEDES-BENZ		296 596 617	
	337 343 368			618	
	372 376 382		101 467 ^o ┆	609 609	MERCEDES-BENZ
	384			622 623 624	NEOPLAN
101 243 ^o ┆	334 335 336	MERCEDES-BENZ		627 628 629	
	370 371 372			630	
	375		101 480 ^o	512 513 514	VOLVO
101 315 ^o	591	MERCEDES-BENZ		515 558 647	
101 323 ^o	334 335 336	MERCEDES-BENZ	101 487 ^o	1	BEDFORD
	338 340 372			979	ROCKWELL
	376 377 383		101 496 ^o	243 244 254	MERCEDES-BENZ
	384 387 391			255 256 594	
	393 394 395			606 607	
	396 397 399		101 497 ^o	243 254 255	MERCEDES-BENZ
	400 401 406			594	
	406 410 418		101 498 ^o	244 255 256	MERCEDES-BENZ
	418 418 420			594 606 607	
	421		101 551 ^o ▲	133 134 135	MAN
101 324 ^o ▲┆	387 393 395	MERCEDES-BENZ		137 140 141	
	396			142 143	
101 327 ^o ■	901 902 903	MERCEDES-BENZ	101 597 ^o	243 244 254	MERCEDES-BENZ
	904 905 906			255 256 594	
	907 909 912		101 618 ^o ┆	562 563 564	EVOBUS
	913 914 915			565 566 567	
	916 919			568	
101 329 ^o ■	901 902 903	MERCEDES-BENZ	101 636 ^o ▲	62 63	MAGIRUS-DEUTZ
	904 905 906				
	907 908 909		101 637 ^o ┆	506 507 642	VOLKSWAGEN
	912 913 914		101 638 ^o	506 507 508	VOLKSWAGEN
				642	

Arithmetische Liste / Part number list

Artikelnummer Article No.	Seite Page	Hersteller Manufacturer	Artikelnummer Article No.	Seite Page	Hersteller Manufacturer
101 726 ^o	501	STEYR	105 424 ^o	651 653 654	IVECO
101 727 [▲] _o	501	STEYR	105 816 ^o	649	IVECO
101 729 ^o	501	STEYR	105 819 _o	510 643 644	VOLKSWAGEN
101 751 _o	733 734 735	MAN	105 820 _o	510 643 644	VOLKSWAGEN
101 752 ^o	732 733 734	MAN	105 831 _o ^{□*_o}	925 926 927	SCANIA
	735			931 936 939	
101 757 ^o	53 54 55	IVECO		942 943 944	
	62 63 64	MAGIRUS-DEUTZ	105 840 ^o	651 654	IVECO
101 768 [▲] _o	4 5	DAF	105 843 _o	656 657 658	MAN
101 810 _o	392 393 394	MERCEDES-BENZ	105 844 ^o	656 657 658	MAN
	395 396 399			959	STEYR
	400 402 405		105 845 _o ^{□*_o}	927 931 936	SCANIA
	408 409 409			939 942 943	
	409 411 416			944	
	416 418 419		105 855 _o ^{□*_o}	656 657	MAN
	420 421 422		105 856 _o ^{□*_o}	656 657 658	MAN
	426 429 431			697	
	432 433 434			955 956 959	STEYR
	435 436 437		105 875 _o ^{*_o}	936 939 944	SCANIA
	440 441		105 876 _o ^{*_o}	936 939 944	SCANIA
101 823 ^o	971	BPW	106 002 _o	584 585 586	MAN
101 824 ^o	509 643	VOLKSWAGEN		587	
101 825 _o	509 643	VOLKSWAGEN	106 028 [▲] _o	4 5	DAF
101 858 [▲] _o	501	STEYR	106 038 ^o	246 247 249	MERCEDES-BENZ
101 866 [▲] _o	5	DAF	106 104 _o	642	VAN HOOL
101 888 ^o	733 734 735	MAN	106 129 _o	4 5	DAF
101 892 [▲] _o	581 582 586	MAN	106 140 _o	621	MERCEDES-BENZ
	587		106 148 [▲] _o	582 583 584	MAN
101 931 ^o	507 508	VOLKSWAGEN		585	
101 932 ^o	507 508	VOLKSWAGEN	106 149 ^o	627 629	NEOPLAN
101 968 _o	642	VAN HOOL	106 150 [▲] _o	629	NEOPLAN
101 974 ^o	566	EVOBUS	106 163 ^o	258 260 261	MERCEDES-BENZ
101 980 ^o	275 288 293	MERCEDES-BENZ		262 263 264	
	296			265 267 605	
101 985 [▲] _o [●]	133 134 135	MAN		606 607	
	136 137 138		106 164 ^o	257 258 260	MERCEDES-BENZ
	139 140 141			261 262	
	142 143 143		106 201 ^o	971 972	BPW
	144 144			983	VIBERTI
101 986 ^o	134 135 136	MAN	106 214 ^o	258 261	MERCEDES-BENZ
	137 138 139		106 220 _o	335 338 340	MERCEDES-BENZ
	140 141 142			341 342 343	
	143 144			348 351 352	
101 990 [▲] _o	602 603 604	MERCEDES-BENZ		357 358 360	
	605			361 364 365	
101 993 _o	83 133 578	MAN		366 367 408	
105 392 _o	737	MERCEDES-BENZ		416 419	
105 408 _o	737	MERCEDES-BENZ	106 234 [▲] _o	588	MAN
105 423 ^o	737 738 741	MERCEDES-BENZ	106 249 [▲] _o	943	SCANIA
	743 744 746		106 253 _o	87 88 89	MAN
	749 750 752			134 135 136	
	755 757 759		106 282 _o	512 513	VOLVO
	761 762 763		106 284 _o	64 135 136	MAN
	765 767 768			138 139 140	
	770 771 774			588	
	776 778 780		106 285 _o	134 139 140	MAN
	781 783 785			141 588	
	787 788 790		106 296 ^o	133 134 137	MAN
	792 793 795			138 139 142	
	797 800 802			143 588	
	804 806 808		106 298 ^o	135 137 138	MAN
	810 812 814			139 142 143	

Artikelnummer Article No.	Seite Page	Hersteller Manufacturer	Artikelnummer Article No.	Seite Page	Hersteller Manufacturer
106 322 $\overset{\circ}{\circ}$	258 261	MERCEDES-BENZ	106 761 \dagger	637 638 641	SCANIA
106 323 $\overset{\circ}{\circ}$	899 900 901 902 903	MERCEDES-BENZ	106 771 \dagger	53 62 63 64	IVECO MAGIRUS-DEUTZ
106 324 $\overset{\circ}{\circ}$	899 900 901 902	MERCEDES-BENZ	106 776 $\overset{\circ}{\circ}$	269 283 296 297 298 299 306 307 308 309 322 621	MERCEDES-BENZ
106 343 $\blacktriangle\dagger$	135 136 137 138 140	MAN	106 783 \blacksquare	907 908 909 910 911 912 913 914 915 916 917 918 920 921 922	MERCEDES-BENZ
106 345 $\blacktriangle\overset{\circ}{\circ}$	6	DAF	106 789 $\blacktriangle\overset{\circ}{\circ}$	943	SCANIA
106 365 \dagger	561 562	DRÖGMÖLLER ENASA	106 790 $\overset{\circ}{\circ}$	296 297 298 306 307 308 309 621	MERCEDES-BENZ
106 405 $\blacktriangle\overset{\circ}{\circ}$	14	ENASA	106 795 \dagger	591 610 611 612 613 614 615	MERCEDES-BENZ
106 406 \dagger	14	ENASA	106 830 $\overset{\circ}{\circ}$	303 304 305 310 311 312 313 314 315 316 317 318 319 321	MERCEDES-BENZ
106 417 $\overset{\circ}{\circ}$	951	STEYR	106 832 $\overset{\circ}{\circ}$	268 273 277 278 279 280 289 290 291 619 620	MERCEDES-BENZ
106 423 $\blacktriangle\overset{\circ}{\circ}$	4 5 6	DAF	106 860 $\overset{\circ}{\circ}$	325 326 372 423 424 425 427 434 436 438 440 442	MERCEDES-BENZ
106 424 $\blacktriangle\overset{\circ}{\circ}$	4 5	DAF	106 861 \dagger	351 357 360 361 365 366 368 369 372 374 376 377 378 379 381 382 383 385 386 418 419	MERCEDES-BENZ
106 469 $\overset{\circ}{\circ}$	83 133 578	MAN	106 865 $\overset{\circ}{\circ}$	275 276 304 315 317 319 320 327 331 334 346 347 349 350 357 358 360 402 407	MERCEDES-BENZ
106 477 $\overset{\circ}{\circ}$	509 643	VOLKSWAGEN	106 867 \dagger	927 931 936 942 943	SCANIA
106 478 $\overset{\circ}{\circ}$	509 643	VOLKSWAGEN	106 871 $\blacktriangle\overset{\circ}{\circ}$	388 389 390 391 394	MERCEDES-BENZ
106 522 $\overset{\circ}{\circ}$	5 6	DAF	106 875 $\overset{\circ}{\circ}$	279 280 281 282 283 284 286 289 290 291 388 389 390 391 394 402 403 404 407 411 412 413 414 416	MERCEDES-BENZ
106 533 \dagger	568	EVOBUS	106 884 $\ast\dagger$	562 581 582 583 584 585 586 587 590	ENASA MAN
106 559 $\overset{\circ}{\circ}$	647	VOLVO	106 885 $\ast\dagger$	562	ENASA
106 592 $\overset{\circ}{\circ}$	390 391 392 393 394 395 397 399 400 401 405 410 416 417 419 420 421 422 423 426 427 428 432 434	MERCEDES-BENZ			
106 603 $\blacktriangle\dagger$	638 641	SCANIA			
106 627 \dagger	498	STEYR			
106 629 $\overset{\circ}{\circ}$	498 499	STEYR			
106 631 \dagger	647	VOLVO			
106 644 \dagger	498	STEYR			
106 670 $\bullet\bullet\dagger$	568	EVOBUS			
106 741 \dagger	637	SCANIA			
106 742 $\blacktriangle\overset{\circ}{\circ}$	304 317 320 327 331 334	MERCEDES-BENZ			
106 746 $\bullet\bullet\overset{\circ}{\circ}$	383 384 406 410 418 420 421	MERCEDES-BENZ			
106 748 \dagger	635 637 638 640 641	SCANIA			
106 749 \dagger	560 635 637 640	BOVA SCANIA			
106 754 $\blacktriangle\bullet\bullet\overset{\circ}{\circ}$	280 281 282 283 284 286 290 291 382 402 403 404 407 411 412 413 414 416	MERCEDES-BENZ			
106 757 $\overset{\circ}{\circ}$	252 303 304 305 310 311 312 313 314 315 316 317 318 319 320 321 325 326 328 330 333 343 344 345 346 347 348 350 354 355 356 357 359	MERCEDES-BENZ			

Arithmetische Liste / Part number list

Artikelnummer Article No.	Seite Page	Hersteller Manufacturer	Artikelnummer Article No.	Seite Page	Hersteller Manufacturer			
106 887 ^o	341 348 351	MERCEDES-BENZ	106 993 ^{*o}	252 266 268	MERCEDES-BENZ			
	352 360 361			271 273 274				
	364 365 366			275 276				
	372 374 394		110 116 ¹	502 503 506	TOYOTA			
	397 399 400			506				
	401 404 405			509 643				
	407 409 410			509 643				
	414 416 417			506 641				
	419 420 421			1 2 560				
	434 435 436			21 22 569				
	106 889 ^o			645 646		VOLVO	452 453 632	PEUGEOT
				645 646 648			633	
106 890 ^o	645 646 648	VOLVO		110 517 ^{▲o}		456 634	RENAULT	
106 893 ¹	597 598 599	MERCEDES-BENZ				456 634		
	600 601 608					456 634		
106 896 ¹	512 513 542	VOLVO	1 560		CITROËN			
	543 544		21 569					
106 914 ¹	562	ENASA	452 453 632		PEUGEOT			
106 946 ^o	292 293 294	MERCEDES-BENZ	457 458 461			RENAULT TRUCKS		
	295 299 300		458 460 463					
	301 302 303		468 469					
	309 310 311		634					
	313 314 316		460 468					
	317 318 319		458 459 460					
	321 324 325		468 469					
	326 327 328		634					
	329 330 331		634					
	332 333 345		634					
	346 355 387		458 462 468					
	388 389 390		469					
	391 394		458					
	106 948 ^o		293 295 300	MERCEDES-BENZ	924 925		RENAULT TRUCKS	
			301 302 303		924 925			
			309 313 314		506			
			316 317 319		502 503 504			
			321 324 325		505 506			
326 328 329		502 503						
330 331 332		641						
333		27 28 570						
106 950 ^{▲o}		274 287 288	MERCEDES-BENZ		571	FORD		
		292 296 299			27 28 570			
	300 306 307	571						
	308 321 322	27 28 570						
	323 324 327	571						
	329	1						
106 951 ^o	276 292 293	MERCEDES-BENZ	502 503	BEDFORD TOYOTA				
	294 295 299		3 4 7					
	300 301 302		8 9 10	DAF				
	303 304 305		12 13 14					
	309 311 312		287 288 295		MERCEDES-BENZ			
	313 314 319		296 305 306					
	324 326 327		321 322 323					
	328 329 331		324 376	112 026 ¹	334 335 337	MERCEDES-BENZ		
	332 333 343		344 368 369					
	345 347 354		370 371 373					
	356		374 375 379					
	106 954 ^o		287 288 295		MERCEDES-BENZ		380 382	
296 305 306		303 309 310	MERCEDES-BENZ					
321 323		311 312 313						
106 976 ^o	4 11 12	DAF		314 315 316				
	13 14		317 318 319					
106 977 ¹	8 10 11	DAF	321 324 325					
	12 13							
106 992 ^{*o}	252 253 262	MERCEDES-BENZ						

Artikelnummer Article No.	Seite Page	Hersteller Manufacturer	Artikelnummer Article No.	Seite Page	Hersteller Manufacturer
112 028 ^o	292 293 294 295 299 300 301 302 303	MERCEDES-BENZ	112 369 ^o	262 264	MERCEDES-BENZ
112 048 [†]	626 630	NEOPLAN	112 370 ^o	252 253 262 264 266 268 271 273 274 275 276 617 618	MERCEDES-BENZ
112 079 [†]	560 560 562 563 564 565 566 567 568	BOMBARDIER BOVA EVOBUS	112 422 [†]	598	MERCEDES-BENZ
112 080 ^o	562 563 564 565 566 568	EVOBUS	112 450 [†]	574 575	IKARUS
112 081 ^o	562 563 564 565 566 567 568	EVOBUS	112 451 ^o	638 641	SCANIA
112 082 ^o	567	EVOBUS	112 457 ^o	244 245 246 247	MERCEDES-BENZ
112 096 ^o	254 596	MERCEDES-BENZ	112 498 ^o	39 40 55 61 62	IVECO MAGIRUS-DEUTZ
112 097 ^o	254 596	MERCEDES-BENZ	112 554 ^o	39 40 61 62	IVECO MAGIRUS-DEUTZ
112 098 ^o	254 596	MERCEDES-BENZ	112 555 ^o	39 55 61	IVECO MAGIRUS-DEUTZ
112 099 ^o	254 596	MERCEDES-BENZ	112 563 [†]	920 922	MERCEDES-BENZ
112 116 ^o	978	MONTENEGRO	112 582 ^o	567 568	EVOBUS
112 119 ^o	646	VOLVO	112 583 [†]	567	EVOBUS
112 123 ^o	543	VOLVO	112 748 ^o	578	MAGIRUS-DEUTZ
112 126 ^o	512 513 542 543 544	VOLVO	112 749 ^o	578	MAGIRUS-DEUTZ
112 127 ^o	512 513 542 543 544	VOLVO	112 777 ^o	976 981 982	LECITRAILER SAF SCHMITZ CARGOBULL
112 128 ^o	512 513 526 528 530 531 532 542 543 544 550 551 554 555 556 557	VOLVO	112 794 [†]	5	DAF
112 129 ^o	512 513 542 543	VOLVO	112 818 ^o	579	MAN
112 130 ^o	542 543 544	VOLVO	112 853 ^o	65 66 67 69 70 71 72 74 75 76 77 78 79 138 140 141 142 499 500	MAN STEYR
112 145 ^o	3 11 12 13	DAF	112 854 ^o	67 69 70 71 72 74 75 89 101 108 110 111 113 114 115 116 140 141 142	MAN MAN
112 156 [†]	630	NEOPLAN	112 855 ^o	655 656 657 658	MAN
112 167 ^o	975	KÄSSBOHRER	112 856 ^o	655 656 657 658 959	MAN STEYR
112 209 ^o	470 471	SCANIA	112 859 [†]	65 66 67 69 70 71 72 74 75 76 77 78 79 80 82 89 89 93 140 141 499 500	MAN STEYR
112 211 ^o	655 656 657 658	MAN	112 860 ^o	582 583	MAN
112 212 ^o	655 656 657 658 959	MAN STEYR	112 862 ^o	296 297 298 299 306 308 620 621	MERCEDES-BENZ
112 220 ^o	975	KÄSSBOHRER	112 863 [†]	637 638 641	SCANIA
112 273 ^o	88 89 89 89 134 136	MAN	112 864 [†]	637 638 641	SCANIA
112 275 ^o	506 642	VOLKSWAGEN	112 868 ^o	53 62	IVECO MAGIRUS-DEUTZ
112 277 ^o	7 9 11 12	DAF			
112 321 ^o	657 658 659 660 661 662 958	MAN STEYR			
112 322 ^o	70 80 82 451	MAN ÖSTERREICHISCHE AUTOMOBILFABRIK (ÖAF)			
112 324 ^o	88 89 93	MAN			
112 325 ^o	65 66 73 74 136	MAN			
112 355 ^o	975	KÄSSBOHRER			
112 358 ^o	5	DAF			

Arithmetische Liste / Part number list

Artikelnummer Article No.	Seite Page	Hersteller Manufacturer	Artikelnummer Article No.	Seite Page	Hersteller Manufacturer	
112 869 $\frac{1}{0}$	65 66 67	MAN	112 931 $\frac{\Delta}{0}$	173 621	MERCEDES-BENZ	
	68 69 70		112 937 $\frac{*}{1}$	609 611 612	MERCEDES-BENZ	
	71 72 73		613 614 615			
	74 134 135		112 938 $\frac{\Delta}{1}$	15	ERF	
	136 137 138		112 939 $\frac{0}{0}$	246 247 248	MERCEDES-BENZ	
	139 140 141		112 944 $\frac{\Delta}{0}$	37	IFA	
	142 143 144		115 215 $\frac{1}{0}$	649	IVECO	
112 871 $\frac{0}{0}$	269 276 292	MERCEDES-BENZ	115 731 $\frac{1}{0}$	653 654	IVECO	
	293 294 295		115 737 $\frac{1}{0}$	651	IVECO	
	299 300 301		115 739 $\frac{0}{0}$	650 651 652	IVECO	
	302 303 304		653			
	305 309 311		115 740 $\frac{0}{0}$	649 650 651	IVECO	
	312 313 318		652 653			
	324 326 328		115 743 $\frac{0}{0}$	649 650 651	IVECO	
	331 332 333		652 653			
	343 345 347		115 897 $\frac{1}{0}$	651 654	IVECO	
	353 354 356		115 904 $\frac{1}{1}$	238 239 240	MERCEDES-BENZ	
	386 388 391		241 242 243			
			592 593 594			
			507 642			
112 872 $\frac{\Delta}{0}$	621	MERCEDES-BENZ	115 905 $\frac{1}{1}$	238 239 240	MERCEDES-BENZ	
112 878 $\frac{*}{0}$	247 248 249	MERCEDES-BENZ	241 242 243			
	250		592 593 594			
			507 642			
112 879 $\frac{*}{1}$	581 584 585	MAN	115 906 $\frac{1}{1}$	238 239 240	MERCEDES-BENZ	
	590		241 242 243			
			592 593 594			
			507 642			
112 883 $\frac{*}{1}$	87 88	MAN	115 907 $\frac{1}{1}$	238 239 240	MERCEDES-BENZ	
112 884 $\frac{0}{1}$	655 656 657	MAN	241 242 243			
	658		592 593 594			
			507 642			
112 885 $\frac{0}{0}$	655 656 657	MAN	115 908 $\frac{1}{1}$	238 239 240	MERCEDES-BENZ	
	658		241 242 243			
	959	STEYR	592 593 594			
			507 642			
112 889 $\frac{1}{1}$	469 470 471	SCANIA	123 203 $\frac{1}{0}$	472	SCANIA	
112 893 $\frac{*}{1}$	87 88	MAN	123 439 $\frac{0}{0}$	974	FILIA	
112 895 $\frac{0}{0}$	83 584 587	MAN		976	LEGRAS INDUSTRIES	
	588			983	TRAILOR	
			123 449 $\frac{\Delta}{0}$	984	YORK	
112 896 $\frac{1}{1}$	83	MAN	123 829 $\frac{\Delta}{0}$	971	BPW	
112 900 $\frac{1}{1}$	637 638	SCANIA	123 840 $\frac{0}{0}$	970	BATTAGLINO	
112 901 $\frac{1}{1}$	637 638	SCANIA		970	BERTOJA	
112 902 $\frac{1}{0}$	637 638 641	SCANIA		971	BOLGAN	
112 912 $\frac{*}{1}$	578 579 580	MAN		973	CAR LUX	
	581 587 588			973	CARDI	
	609 611 612	MERCEDES-BENZ		975	KAISER	
	613 614 615			976	KRÜGER	
112 913 $\frac{*}{1}$	578 579 580	MAN		976	LEGRAS INDUSTRIES	
	590			977	MERITOR	
				978	MIELE	
112 923 $\frac{0}{0}$	971	BPW		978	NOMECC	
112 924 $\frac{\Delta}{1}$	411	MERCEDES-BENZ		978	OMAR	
112 926 $\frac{1}{0}$	472	SCANIA		978	O.M.T.	
112 928 $\frac{0}{0}$	280 281 282	MERCEDES-BENZ		980	ROR	
	283 284 286			980	RUBERY-OWEN	
	314 315 316			982	T.I.D.TRAILERS/NEW AY	
	317 318 319			982	TOUGHLINE	
	320 343 344			984	TRAILERS	
	345 346 347			984	WEWELER	
	349 350 351				ZORZI	
	354 359 402			123 852 $\frac{0}{0}$	981	SAF
	403 404 407			123 863 $\frac{1}{1}$	65 69 70	MAN
	411 412 413				72 74 75	
	414 415 416					
112 929 $\frac{1}{0}$	66 67 69	MAN				
	70 71 72					
112 930 $\frac{0}{1}$	389 394 397	MERCEDES-BENZ				
	399 400 401					
	402 403 405					

Artikelnummer Article No.	Seite Page	Hersteller Manufacturer	Artikelnummer Article No.	Seite Page	Hersteller Manufacturer		
123 864 ^o	65 66 67	MAN	124 361 ^o	145 147 150	MERCEDES-BENZ		
	69 70 71			152 153 154			
	72 74 75			158 164 165			
	76 77 78			166 167 168			
	79 80 82			169 171 174			
	138			177 183 185			
	499 500	STEYR		219 221 222			
123 875 ^o	981	SAF		223 226 230			
123 876 ^o	980	SAF	124 376 ^o	145 147 150	MERCEDES-BENZ		
123 890 ^o	659 660 661	MAN		152 153 154			
	662			155 158 160			
	958			161 163 164			
123 895 ^o	38 39	IVECO		165 166 167			
123 900 ^o	472	SCANIA		168 169 170			
123 901 ^o	471 472	SCANIA	171 172 174				
123 902 ^o	471 472 477	SCANIA	175 177 178				
	478 478 483		180 181 183				
	484 484 489		184 185 186				
	489 490		187 188 189				
123 908 ^o	346 350 359	MERCEDES-BENZ	190 194 195				
	406 415		197 199 200				
123 936 ^o	40	IVECO MAGIRUS-DEUTZ	223 230 231				
	61 62		124 410 ^o	253	MERCEDES-BENZ		
123 937 ^o	39 55	IVECO	124 411 ^o	253	MERCEDES-BENZ		
124 207 ^o	469	RUTHMANN	124 567 ^o	145 150 152	MERCEDES-BENZ		
124 245 ^o	512 513 514	VOLVO		153 170 171			
124 248 ^o	512 513 514	VOLVO		172 173 174			
	520 521 522			175 177 178			
	523 526 528			179 180 181			
	530 531 532			182 183 184			
	537 539 540			185 186 187			
	541 542 543			188 189 190			
	544 546 548			191 192 193			
	549 550 551			194 195 196			
	552 553 554			197 198 199			
	555 556 557			200 201 202			
	558			224 225 232			
	124 272 ^o			608 609		MERCEDES-BENZ	233 234 235
124 313 ^o	145 146 147	MERCEDES-BENZ	236 237				
	150 152 153		124 601 ^o	526 527 528	VOLVO		
	154 155 156		529 530 531				
	159 160 161		532 544 550				
	162 163 171		551 552 553				
	174 177 178		554 555 556				
	183 188 190		557				
	191 194 195		124 610 ^{*o}	84 85 86	MAN STEYR		
	196 219 220		497 498				
	221 226 227		124 638 ^o	145 150 152	MERCEDES-BENZ		
	228		153 171 174				
	124 358 ^o		145 150 152	MERCEDES-BENZ		177 183 188	
			153 171 174			189 190 191	
177 183 188		192 193 194					
190 194 195		195 197 198					
219 220 221		199 200 201					
223 224 226		202 236 237					
124 359 ^o	146 156 158	MERCEDES-BENZ	124 639 ^o	145 146 147	MERCEDES-BENZ		
220 227	148 149 150						
124 360 ^o	145 147 150	MERCEDES-BENZ	151 152 153				
	152 153 154		154 155 156				
	155 158 164		157 158 159				
	165 166 167		160 161 162				
			163 165 167				
			168 169 170				

Arithmetische Liste / Part number list

Artikelnummer Article No.	Seite Page	Hersteller Manufacturer	Artikelnummer Article No.	Seite Page	Hersteller Manufacturer
124 654 ^o	242 243 594 507	MERCEDES-BENZ VOLKSWAGEN	125 048 [▲] _o	634	RENAULT TRUCKS
124 678 ^o	145 150 152 153 159 160 161 161 162 163 170 171 173 174 175 177 180 182 183 184 185 186 187 187 187 188 189 190 191 192 193 193 194 195 195 196 197 198 199 200 201 201 201 202 202 202 219 220 221 226 227 228 233 234 235 236 237	MERCEDES-BENZ	125 148 ^o _o	75 76 77 78 79 80 82 82 90 91 92 93 94 451 499 500 500 501	MAN ÖSTERREICHISCHE AUTOMOBILFABRIK (ÖAF) STEYR
124 693 [▲] _T	641 642	VAN HOOL	125 149 ^o	65 66 75 76 77 78 79 80 82 93 451	MAN ÖSTERREICHISCHE AUTOMOBILFABRIK (ÖAF) STEYR
124 735 ^o _T	923	RENAULT TRUCKS	125 150 ^o _o	431 433	MERCEDES-BENZ
124 736 [▲] _o	924	RENAULT TRUCKS	125 156 [▲] _o	653	IVECO
124 737 ^o _T	923	RENAULT TRUCKS	125 157 ^o	653	IVECO
124 856 ^o	43 45 48 49 58 59	IVECO	125 165 ^o _T	609 611 612 613 614 615	MERCEDES-BENZ
124 857 ^o	38 45 46 47 48 49 56 57	IVECO	125 175 ^o	496	STEYR
124 864 ^o	38 45 46 47 48 49 50 53 58 59	IVECO	125 178 ^o _■	910 911 912 915 917 918 920 921 922	MERCEDES-BENZ
124 865 ^o _o	43 56 57 57 57 58 58 58 64 64	IVECO MAGIRUS-DEUTZ	125 277 ^o	315 319 320 349 350 360	MERCEDES-BENZ
124 874 ^o	3 4 7 8 9 11 13 14	DAF	125 355 [▲] _o	53	IVECO
124 875 ^o _T	635 636 637 638 639 640 641	SCANIA	125 388 ^o	55	IVECO
124 876 ^o	608 609	MERCEDES-BENZ	125 402 ^o	56 57 58 59	IVECO
124 882 ^o	278 352 357 358 360 361 364 365 366 385 405 407 409 410 414 415 416 417 419 420 421 434 435 436	MERCEDES-BENZ	125 403 ^o _T	48 49 50 58	IVECO
124 915 ^o	518 519 526 528 530 531 532 534 536 538 547 550 551 552 553 554 555 556 557	VOLVO	125 443 ^o	84 86 578 497 498	MAN STEYR
124 951 ^o _{*T}	587 588 589 590	MAN	125 510 ^o	517 518 520 522 524 526 531 532 533 534 539 540 543 544 546 547 548 549 550 553 554 555	VOLVO
125 045 ^o	275 276 280	MERCEDES-BENZ	125 511 ^o	471	SCANIA
			125 512 ^o _T	84 85 86 87 89 90 578 497 498	MAN STEYR
			125 514 ^o	543 544	VOLVO
			125 598 ^o	473 474 475 476 477 479 480 481 482 483 485 486 487 488 490 491 492 493 494 495	SCANIA
			125 600 ^o	471 472 474 477 478 480 483 484 486 489 490	SCANIA
			125 645 ^o _T	526 528 530	VOLVO

Artikelnummer Article No.	Seite Page	Hersteller Manufacturer	Artikelnummer Article No.	Seite Page	Hersteller Manufacturer
125 646 $\frac{1}{T}$	517 524 525 526 528 530 531 532 541 544 545 548 550 551 552 553 554 555 556 557	VOLVO	125 908 $\frac{0}{0}$	147 154 155 159 160 161 162 163 219 220 221 226 227 228	MERCEDES-BENZ
125 647 $\frac{0}{0}$	517 519 521 523 525 528 531 532 535 536 537 538 540 545 551 552 554 557	VOLVO	125 909 $\frac{0}{0}$	203 204 205 206 207 208 209 210 211 212 213 214 215 216 217 218 222	MERCEDES-BENZ
125 648 $\frac{0}{0}$	526 531 532	VOLVO	125 911 $\frac{0}{0}$	203 204 205 206 207 208 209 210 212 213 222	MERCEDES-BENZ
125 649 $\frac{1}{T}$	516 520 521 522 523 526 528 530 531 532 537 539 540 541 542 546 548 549 550 551 552 553 554 555 556 557	VOLVO	125 912 $\frac{0}{0}$	209 210 211 212 213 214 215 216 217 218 222	MERCEDES-BENZ
125 668 $\frac{*}{0}$	39	IVECO	125 931 $\frac{0}{0}$	38 43 44 45 46 47 48 49 50	IVECO
125 673 $\frac{0}{0}$	247 248 249 250	MERCEDES-BENZ	125 932 $\frac{1}{0}$	42 49 50	IVECO
125 743 $\frac{0}{0}$	975 976 979	KAISER LOHR ROLFO	125 933 $\frac{1}{0}$	51 52 53	IVECO
125 747 $\frac{*}{T}$	587 588 589 590	MAN	125 934 $\frac{1}{0}$	42 43	IVECO
125 748 $\frac{\Delta}{T}$	575	IKARUS	125 935 $\frac{1}{0}$	40 41 42	IVECO
125 753 $\frac{0}{0}$	984	YORK	125 936 $\frac{1}{0}$	41 42 43	IVECO
125 756 $\frac{*}{0}$	645 646	VOLVO	125 937 $\frac{1}{0}$	40 41 43	IVECO
125 757 $\frac{0}{0}$	645 646 647	VOLVO	125 938 $\frac{1}{0}$	40 41 42 43	IVECO
125 762 $\frac{\Delta}{0}$	245	MERCEDES-BENZ	125 939 $\frac{0}{0}$	46	IVECO
125 777 $\frac{0}{0}$	542 543 544	VOLVO	125 940 $\frac{1}{T}$	46 49 50 51 52 53	IVECO
125 857 $\frac{\bullet\bullet\bullet\bullet}{0}$	75 76 77 78 79 80 81 82 82 82 451 499 500 500 500 501 501	MAN ÖSTERREICHISCHE AUTOMOBILFABRIK (ÖAF) STEYR	125 941 $\frac{1}{0}$	40 41 42 43	IVECO
125 858 $\frac{1}{0}$	75 76 77 78 79 80 81 82 451 499 500	MAN ÖSTERREICHISCHE AUTOMOBILFABRIK (ÖAF) STEYR	125 959 $\frac{0}{0}$	90 91 92 94	MAN
125 889 $\frac{0}{0}$	38 44 45 47 48 51 52 53	IVECO	125 960 $\frac{0}{0}$	86 87 89 90 498	MAN STEYR
125 890 $\frac{0}{0}$	980 981	SAF	125 961 $\frac{*}{T}$	90 91 92 93	MAN
125 898 $\frac{0}{0}$	147 148 149 151 154 155 157 158 159 160 161 162 163 165 167 168 169 170 172 173 175	MERCEDES-BENZ	125 962 $\frac{0}{0}$	90 92 94	MAN
			125 963 $\frac{1}{0}$	75 77 79 80 85 86 90 91 92 93 94 499 500	MAN STEYR
			125 964 $\frac{*}{T}$	567 568	EVOBUS
			125 965 $\frac{1}{T}$	567 568	EVOBUS
			125 975 $\frac{0}{0}$	469	RUTHMANN
			125 996 $\frac{0}{0}$	518 519 526 531 532 534 536 538 541 542 547	VOLVO
			125 997 $\frac{1}{0}$	471 472 473 475 476 476 477 479 481 482 482 483 485 487 488 488 489 490 491 493 495	SCANIA

Arithmetische Liste / Part number list

Artikelnummer Article No.	Seite Page	Hersteller Manufacturer	Artikelnummer Article No.	Seite Page	Hersteller Manufacturer
125 998 $\frac{1}{0}$	473 475 476 476 477 479 481 482 482 483 485 487 488 488 489 490 491 493 495	SCANIA	131 082 $\frac{\Delta}{0}$	655 656 959	MAN STEYR
131 008 $\frac{0}{1}$	526 528 530 531 532 552 553 555 556 557	VOLVO	131 085 $\frac{\Delta}{0}$	645	VOLVO
131 018 $\frac{*}{0}$	638 641	SCANIA	131 105 $\frac{*}{1}$	645 646 647	VOLVO
131 028 $\frac{1}{1}$	469	RENAULT TRUCKS	131 106 $\frac{1}{1}$	394 397 399 400 401 405 405 408 409 410 416 417 417 419 419 421 422	MERCEDES-BENZ
131 029 $\frac{0}{0}$	645 646	VOLVO	131 107 $\frac{0}{0}$	974	GIGANT (Trenkamp+ Gehle)
131 030 $\frac{1}{1}$	558	VOLVO	131 110 $\frac{0}{0}$	577	IVECO
131 031 $\frac{1}{1}$	558	VOLVO	131 111 $\frac{0}{0}$	577	IVECO
131 034 $\frac{*}{0}$	253 266 268 271 275 276	MERCEDES-BENZ	131 112 $\frac{0}{0}$	279 280 281 283 284 286 289 290 291 402 403 404 407 411 412 413 414 416	MERCEDES-BENZ
131 035 $\frac{*}{0}$	568	EVOBUS	131 113 $\frac{0}{0}$	279 280 282 283 284 290 291 402 403 404 407 411 412 413 414 415	MERCEDES-BENZ
131 037 $\frac{1}{0}$	84 85 86 497 498	MAN STEYR	131 117 $\frac{1}{0}$	471	SCANIA
131 038 $\frac{0}{0}$	83	MAN	131 118 $\frac{*}{1}$	75 76 77 78 79 80 499 500	MAN STEYR
131 048 $\frac{1}{1}$	635 636 637 638 639 640 641	SCANIA	131 122 $\frac{*}{1}$	613 614 615	MERCEDES-BENZ
131 049 $\frac{1}{1}$	635 636 637 639 640	SCANIA	131 140 $\frac{1}{1}$	589 590	MAN
131 056 $\frac{0}{0}$	145 150 152 153 158 164 166 167 168 171 174 177 183 210 217 219 220 221 223 224 225 226 227 229 230 232 235 433	MERCEDES-BENZ	131 141 $\frac{*}{0}$	645	VOLVO
131 058 $\frac{\Delta}{*}$	582 583	MAN	131 142 $\frac{0}{0}$	473 474 475 477 479 480 481 483 485 486 487 490 491 492 493 494 495	SCANIA
131 059 $\frac{1}{0}$	575 576 634	IRISBUS RENAULT TRUCKS	131 146 $\frac{\Delta}{0}$	66 70 101 104 105 107 108 109 110 111 113 114 115 116 117	MAN
131 060 $\frac{0}{0}$	38 44 47 48	IVECO	131 148 $\frac{*}{1}$	43 46 48 49 50	IVECO
131 061 $\frac{*}{1}$	589 590	MAN	131 158 $\frac{1}{0}$	10 11	DAF
131 063 $\frac{1}{1}$	474 476 477 478 480 482 483 484 486 488 490 491 493 495	SCANIA	131 159 $\frac{1}{1}$	630	NEOPLAN
131 064 $\frac{\Delta}{*}$	638 641	SCANIA	131 161 $\frac{0}{0}$	588	MAN
131 065 $\frac{*}{1}$	584 587 588	MAN	131 162 $\frac{1}{0}$	253	MERCEDES-BENZ
131 067 $\frac{1}{1}$	638 641	SCANIA	131 163 $\frac{*}{0}$	354	MERCEDES-BENZ
131 068 $\frac{1}{1}$	638 641	SCANIA	131 164 $\frac{1}{0}$	41 42	IVECO
131 069 $\frac{1}{1}$	630	NEOPLAN	131 166 $\frac{\Delta}{0}$	567	EVOBUS
131 070 $\frac{*}{1}$	579	MAN	131 167 $\frac{*}{1}$	93	MAN
131 071 $\frac{*}{0}$	588	MAN	131 173 $\frac{0}{1}$	568	EVOBUS
131 072 $\frac{*}{0}$	588	MAN	131 174 $\frac{0}{0}$	289 292 296 297 298 299 306 307 308 309	MERCEDES-BENZ
131 073 $\frac{0}{0}$	84 86 497 498	MAN STEYR	131 175 $\frac{*}{0}$	567	EVOBUS
131 079 $\frac{\Delta}{0}$	346 359 406 415	MERCEDES-BENZ	131 181 $\frac{*}{0}$	322 324	MERCEDES-BENZ
131 081 $\frac{1}{0}$	575 576 634	IRISBUS RENAULT TRUCKS	131 183 $\frac{0}{0}$	280 281 282	MERCEDES-BENZ

Artikelnummer Article No.	Seite Page	Hersteller Manufacturer	Artikelnummer Article No.	Seite Page	Hersteller Manufacturer
131 184 ^o _o	458 459	RENAULT TRUCKS	131 277 ^o _o	659 660 661	MAN
131 188 ^o _o	645	VOLVO	131 279 ^o _o	541 542 557	VOLVO
131 189 ^o _o ▲	645	VOLVO	131 283 ^o _o	39 40	IVECO
131 191 ^o _o ┆	575 576	IRISBUS	131 296 ^o _o	543 544	VOLVO
	634	RENAULT TRUCKS	131 306 ^o _o	293 294 295	MERCEDES-BENZ
131 194 ^o _o	245 248 249	MERCEDES-BENZ		300 302 304	
	250 251 252			305 319 320	
131 202 ^o _o	322	MERCEDES-BENZ		321 335	
131 203 ^o _o ▲	45 48 49	IVECO	131 319 ^o _o ┆	646	VOLVO
	50		131 338 ^o _o ▲	543	VOLVO
131 206 ^o _o	39	IVECO	131 339 ^o _o *┆	579 580 581	MAN
131 208 ^o _o	44 47 48	IVECO	131 340 ^o _o *┆	579 580 581	MAN
	49 50		131 341 ^o _o *┆	579	MAN
131 210 ^o _o ▲┆	49	IVECO	131 343 ^o _o ▲┆	567	EVOBUS
131 220 ^o _o	39	IVECO	131 377 ^o _o	38 44 45	IVECO
131 221 ^o _o ┆	405 407 409	MERCEDES-BENZ		46 47 48	
	410 414 416			49 50 51	
	417 419 420			54	
	421 434 435		131 431 ^o _o	343 344 345	MERCEDES-BENZ
	436			346 347 348	
131 223 ^o _o *┆	75 76 77	MAN		349 350 351	
	499 500	STEYR		354 355 356	
131 225 ^o _o ┆	304 305 319	MERCEDES-BENZ		357 359 371	
	320 321			403 404 406	
131 244 ^o _o	576 577	IVECO		407 411 412	
131 245 ^o _o	576 577	IVECO		414 415	
131 255 ^o _o ┆	44 45 46	IVECO	131 432 ^o _o ●	310 333 353	MERCEDES-BENZ
	49 50 51			356 387 387	
	52 54			388 389 390	
131 256 ^o _o ●	82 82	MAN		391 391 402	
	500 500 501	STEYR		403 406 411	
	501			412 413 415	
131 265 ^o _o	568	EVOBUS		429 430	
131 270 ^o _o	517 519 521	VOLVO	131 467 ^o _o *┆	253	MERCEDES-BENZ
	523 525 528		131 474 ^o _o ┆	568	EVOBUS
	531 535 536		131 475 ^o _o	473 474 475	SCANIA
	537 538 540			475 476 477	
	545 551 552			479 480 481	
	553 554 557			481 482 483	
131 273 ^o _o *┆	579 589 590	MAN		485 486 487	
131 274 ^o _o *┆	579 589 590	MAN		487 488 489	
131 275 ^o _o	737 739 740	MERCEDES-BENZ		490 491 492	
	741 744 747			493 494 495	
	749 750 752		131 532 ^o _o ┆	616 616 617	MERCEDES-BENZ
	753 756 757		131 534 ^o _o ●	147 154 155	MERCEDES-BENZ
	758 759 761			162 203 219	
	762 763 764			221 225 226	
	765 766 767			229 232 235	
	768 771 772		131 543 ^o _o ┆	475 476 477	SCANIA
	775 776 778			481 482 483	
	780 781 784			487 488 490	
	785 789 790			491 492 493	
	794 796 798			494 495	
	800 801 802		131 595 ^o _o	517 518 519	VOLVO
	803 804 806			521 522 524	
	808 809 810			525 526 528	
	812 813 814			530 531 532	
	816 819 825			533 534 535	
	826 827 828			536 537 538	
	829 831 833			539 540 544	
	835 837 839			545 547 548	
	841			549 550 551	

Arithmetische Liste / Part number list

Artikelnummer Article No.	Seite Page	Hersteller Manufacturer	Artikelnummer Article No.	Seite Page	Hersteller Manufacturer		
131 621 $\frac{1}{\circ}$	38 44 45	IVECO	131 739 $\frac{\circ}{\circ}$	203 204 205	MERCEDES-BENZ		
	46 47 48			206 207 208			
	49 50 54			210 212 213			
	217 218 222						
131 622 $\frac{\circ}{\circ}$	148 149 151	MERCEDES-BENZ	131 747 $\frac{\circ}{\circ}$	147 148 149	MERCEDES-BENZ		
	157 159 160			151 154 155			
	162 163 165			157 158 159			
	173 179 181			165 167 168			
	182 189 192			169 170 172			
	197 198 199			175 178 180			
	200 203 220			181 184 186			
	227 228 229			203 219 221			
	230 231 233			222 223 224			
	234			226 230 231			
131 623 $\frac{\circ}{\circ}$	146 151 156	MERCEDES-BENZ	131 748 $\frac{\circ}{\circ}$	203 209 210	MERCEDES-BENZ		
	158 165 173			211 212 213			
	176 179 182			214 215 216			
	220 227 228			217 218 222			
131 624 $\frac{\circ}{\text{T}}$	568	EVOBUS	131 749 $\frac{*}{\circ}$	84 85 86	MAN		
131 625 $\frac{1}{\circ}$	52	IVECO		131 750 $\frac{*}{\circ}$		94 95 96	MAN
131 638 $\frac{\circ}{\circ}$	277 282	MERCEDES-BENZ	98 99 100				
131 676 $\frac{\circ}{\circ}$	847 848 849	MERCEDES-BENZ	101 102 103				
	850 851 852		106 108 109				
	853 854 855		110 111 112				
	856 857 858		113 114 115				
	859 860 861		116 117 138				
	862 863 864		496 497		STEYR		
	865 866 867		131 828 $\frac{1}{\text{T}}$		616 617	MERCEDES-BENZ	
	868 869 870		131 850 $\frac{\circ}{\circ}$		737	MERCEDES-BENZ	
	871 872 873		131 852 $\frac{\text{CDC}}{\circ}$	147 154 155	MERCEDES-BENZ		
	874 875 876			158 160 161			
	877 878 879			163 165 167			
	880 881 882			168 169 172			
	883 886 887			175 178 180			
	131 694 $\frac{\circ}{\circ}$		517 518 520	VOLVO	181 184 186		
			522 524 526		187 189 190		
528 530 531		197 199 200					
532 533 534		203 222 223					
539 540 546		230					
547 548 549		131 853 $\frac{\text{CDC}}{\circ}$	147 148 149		MERCEDES-BENZ		
550 551 552			151 154 157				
553 554 555			159 165 167				
556 557			203 219 221				
			222 223 226				
131 696 $\frac{\circ}{\circ}$	94 95 96	MAN	230				
	97 98 99		131 854 $\frac{\text{CDC}}{\circ}$	MERCEDES-BENZ			
	100 101 102				147 148 149		
	103 104 105				151 154 155		
	106 107 108				157 158 165		
	109 110 111				167 168 169		
	112 113 114		170 172 175				
	115 116 117		178 180 181				
	118 119 120		184 186 203				
	121 122 123		219 221 223				
	124 125 126		226 227 230				
	127 128 129		231				
	130 131 132		131 855 $\frac{\text{CDC}}{\circ}$	MERCEDES-BENZ			
	133				147 154 155		
	496 497				158 165 167		
131 720 $\frac{1}{\text{T}}$	84 85 86	MAN			168 169 170		
	131 726 $\frac{\circ}{\circ}$				847 848 849	MERCEDES-BENZ	
			850 851 852	172 175 178			
			853 854 855	180 181 184			
			856 857 858	186 203 219			
859 860 861		221 223 226					

Artikelnummer Article No.	Seite Page	Hersteller Manufacturer	Artikelnummer Article No.	Seite Page	Hersteller Manufacturer				
131 856	147 154 155	MERCEDES-BENZ	135 279	847 848 849	MERCEDES-BENZ				
	158 160 161			850 851 852					
	163 165 167			853 854 855					
	168 169 170			856 857 858					
	172 175 178			859 860 861					
	180 181 184			862 863 864					
	186 187 189			865 866 867					
	190 197 199			868 869 870					
	200 203 223			871 872 873					
	230 231			874 875 876					
131 857	76 77 79	MAN STEYR	135 280	877 878 879	MERCEDES-BENZ				
	499			880 881 882					
131 858	76 77	MAN STEYR	135 281	847 848 849	MERCEDES-BENZ				
499	IVECO	850 851 852							
131 906	38	IVECO		853 854 855					
131 907	38	IVECO		856 857 858					
131 908	38	IVECO		859 860 861					
131 909	38	IVECO		862 863 864					
131 910	38	IVECO		865 866 867					
131 912	646	VOLVO		868 869 870					
131 927	580 587 588	MAN		871 872 873					
131 929	203 208 209	MERCEDES-BENZ		874 875 876					
	213 215 216		877 878 879						
	217 218 222		880 881 882						
131 930	981	SAMRO	883 886 887						
131 931	645	VOLVO	170 177	847 848 849	MERCEDES-BENZ				
131 932	94	MAN		850 851 852					
131 944	145 146 148	MERCEDES-BENZ		853 854 855					
	149 150 151			856 857 858					
	152 153 155			859 860 861					
	156 157 158			862 863 864					
	159 160 162			865 866 867					
	163 164 165			868 869 870					
	166 167 168			871 872 873					
	169 171 173			874 875 876					
	174 176 177		877 878 879						
	178 179 181		880 881 882						
	182 183 185		883 898						
	186 188 191		170 178	971 972	BPW				
	193 194 196								
	199 219 220		170 179	970	BARTOLETTI				
	221 223 224					971 972			
	225 226 227						972		
228 229 230	976								
231 232 235		978							
131 945			84 85 86	MAN	983				
						131 946		84	MAN
131 948			38 44 45	IVECO	170 183		971 972		
	47 50 54					170 190		591	MCW
131 949	984	YORK	170 191	973	CHEREAU				
131 950	203 208 209	MERCEDES-BENZ		974					
	213 215 216			975					
	217 218			976					
131 953	562	EVOBUS		977		458 460 468	FRUEHAUF		
135 066	883 884 885	MERCEDES-BENZ		978				980	KAISER
	886 887 888			980					
	889 890 891			980					
	892 893 894			980					
	895 896 897			980					
	898		981						
135 180	847 848 849	MERCEDES-BENZ	984	984	LANGENDORF				
	850 851 852		170 199					980	SAF
170 200	981	SAF							

Arithmetische Liste / Part number list

Artikelnummer Article No.	Seite Page	Hersteller Manufacturer	Artikelnummer Article No.	Seite Page	Hersteller Manufacturer
170 202 $\frac{1}{T}$	561	DAF	280 510 $\frac{0}{0}$	981	SAMRO
170 203 $\frac{1}{T}$	561	DAF	280 725 $\frac{1}{0}$	444	MITSUBISHI
170 204 $\frac{0}{0}$	981	SAF	280 727 $\frac{0}{0}$	444	MITSUBISHI
	983	TRAILOR	280 729 $\frac{1}{0}$	444	MITSUBISHI
170 210 $\frac{1}{0}$	512	VOLVO	280 791 $\frac{0}{0}$	445 446 447	NISSAN
170 211 $\frac{0}{0}$	512 513 558	VOLVO		448	
170 212 $\frac{0}{0}$	512 513 514	VOLVO	280 793 $\frac{1}{0}$	445 446 447	NISSAN
	558 559			448	
170 213 $\frac{0}{0}$	512 513	VOLVO	280 889 $\frac{0}{T}$	506 641	TOYOTA
170 491 $\frac{1}{T}$	87 88 89	MAN	280 923 $\frac{1}{0}$	43 49 50	IVECO
170 507 $\frac{1}{0}$	73 74 75	MAN	280 925 $\frac{*}{0}$	80	MAN
170 538 $\frac{0}{0}$	974	GIGANT (Trenkamp+ Gehle)		451	ÖSTERREICHISCHE AUTOMOBILFABRIK (ÖAF)
	976	LECINENA	280 926 $\frac{*}{0}$	567	EVOBUS
	976	LECITRAILER	280 928 $\frac{0}{0}$	94 95 97	MAN
	979	ROLFO		100 102 103	
170 605 $\frac{0}{0}$	645 646 647	VOLVO		106 108 111	
170 606 $\frac{0}{0}$	646 647	VOLVO		112 118 119	
170 786 $\frac{0}{T}$	510 643 644	VOLKSWAGEN		122 123 124	
170 787 $\frac{0}{T}$	510 643 644	VOLKSWAGEN		125 127 128	
170 880 $\frac{1}{0}$	510 643 644	VOLKSWAGEN		129 130 131	
195 420 $\frac{0}{0}$	973	ERIBA-HYMER		132	
	976	KIP		496 497	STEYR
	982	TABBERT	280 929 $\frac{0}{0}$	203 204 205	MERCEDES-BENZ
	984	WILK		206 207 208	
195 422 $\frac{0}{0}$	899 902 904	MERCEDES-BENZ		209 210 212	
	905 906 912			213	
	913 915 918		280 930 $\frac{1}{0}$	94 95 96	MAN
	919 921			98 99 100	
195 423 $\frac{0}{0}$	899 900 901	MERCEDES-BENZ		101 102 103	
	902 903 904			106 108 109	
	905 906 909			110 111 112	
	910			113 114 115	
195 431 $\frac{0}{0}$	508 643	VOLKSWAGEN		116	
195 440 $\frac{0}{0}$	508 643	VOLKSWAGEN		496 497	STEYR
200 341 $\frac{0}{0}$	596 597 598	MERCEDES-BENZ	280 931 $\frac{0}{0}$	102 106 108	MAN
	599 600 601			111 112 122	
200 817 $\frac{1}{0}$	449 631	NISSAN		123 124 127	
228 119 $\frac{0}{0}$	984	WESTFALIA		128 130 131	
230 023 $\frac{0}{0}$	503 504	TOYOTA		132	
230 162 $\frac{0}{0}$	449 632	NISSAN		497	STEYR
230 164 $\frac{0}{0}$	449	NISSAN	280 932 $\frac{0}{0}$	646 647	VOLVO
230 166 $\frac{1}{0}$	632	NISSAN	280 933 $\frac{1}{T}$	9 11	DAF
230 168 $\frac{0}{1}$	449 632	NISSAN	280 935 $\frac{1}{0}$	94 95 96	MAN
230 169 $\frac{0}{1}$	449 632	NISSAN		98 99 100	
230 172 $\frac{0}{0}$	449 632	NISSAN		101 102 103	
230 777 $\frac{1}{1}$	28 29 571	FORD		106 108 109	
230 801 $\frac{0}{0}$	27 28 570	FORD		110 111 112	
230 802 $\frac{1}{0}$	27 28 570	FORD		113 114 115	
230 803 $\frac{1}{1}$	27 28 570	FORD		116 118 119	
	571			121 122 123	
230 857 $\frac{0}{0}$	28 29 571	FORD		124 125 126	
230 858 $\frac{0}{0}$	28 29 571	FORD		127 128 129	
230 945 $\frac{1}{0}$	453	PEUGEOT		131 132 133	
230 963 $\frac{0}{0}$	30 31 32	FORD		496 497	STEYR
	33 34 35		280 937 $\frac{0}{0}$	82 95 96	MAN
	572 573			97 101 103	
230 964 $\frac{0}{0}$	30 31 32	FORD		104 105 106	
	33 34 35			107 109 110	
	572 573			112 113 114	
230 965 $\frac{1}{1}$	30 31 32	FORD		115 116 122	
	33 34 35			123 124 125	

Artikelnummer Article No.	Seite Page	Hersteller Manufacturer	Artikelnummer Article No.	Seite Page	Hersteller Manufacturer		
280 938 \circ	95 96 97	MAN	290 026 \ddagger	16 17 18	FIAT		
	98 99 100		290 028 \ddagger	16	FIAT		
	101 103 104		290 030 $\ast\circ$	16 17 18	FIAT		
	105 106 107		290 032 \circ	15 16	FIAT		
	108 109 111		290 034 $\ast\circ$	16 17 18	FIAT		
	112 113 114		290 036 \dagger	635 636 637	SCANIA		
	115 116 117			639 640			
	123 124 126		290 037 $\ast\dagger$	635 636 637	SCANIA		
	131 133			639 640			
	451		ÖSTERREICHISCHE AUTOMOBILFABRIK (ÖAF)	290 043 $\ast\circ$	253 595	MERCEDES-BENZ	
	496 497			STEYR	290 045 $\ast\dagger$	635 636 637	SCANIA
280 939 \circ	847 883 884	MERCEDES-BENZ	290 062 \circ	37 38 577	IVECO		
	885 886 887		290 063 \circ	37 38 577	IVECO		
	888 889 890		290 098 $\blacktriangle\dagger$	448 631	NISSAN		
	891 892 893		290 112 \circ	631	NISSAN		
	895 896		290 134 $\blacktriangle\dashv$	502 503	TOYOTA		
280 940 \circ	173 176 179	MERCEDES-BENZ	290 136 \circ	446	NISSAN		
	182 186		502 503	TOYOTA			
280 964 $\ast\circ$	617	MERCEDES-BENZ	290 138 $\blacktriangle\circ$	445	NISSAN		
280 965 \circ	898 899	MERCEDES-BENZ	290 142 $\blacktriangle\circ$	446 447 448	NISSAN		
280 966 $\circ\dagger$	591 617	MERCEDES-BENZ	290 144 $\dagger\circ$	448 631	NISSAN		
280 975 \ddagger	2 3 561	CITROËN	290 146 $\blacktriangle\circ$	445 446 447	NISSAN		
	18 19 20		448 449 631				
	21 569 570	PEUGEOT	290 150 $\blacktriangle\circ$	502 503	TOYOTA		
	451 452 632		290 152 $\dagger\circ$	502 503 504	TOYOTA		
280 977 \ddagger	2	CITROËN	505 506	290 156 $\blacktriangle\circ$	444	MITSUBISHI	
	18 19		FIAT				
	451 452						PEUGEOT
280 979 \circ	2 3 561	CITROËN	290 160 \circ	502 503 504	TOYOTA		
	18 19 20		FIAT	290 200 $\ast\dagger\circ$	925 926 936	SCANIA	
	21 570			290 201 $\ast\dagger$	939 944		
	451 452 632		PEUGEOT		926 928 930	SCANIA	
280 981 \circ	2 561	CITROËN	947	290 202 $\ast\dagger$	928 929 930	SCANIA	
	18 19 569		FIAT				931 937 939
	451 452 632						PEUGEOT
280 983 \circ	18 19	FIAT	290 203 $\ast\dagger$	926 928 930	SCANIA		
	451 452		PEUGEOT	933 934 935			
280 985 \circ	2	CITROËN	938 941 942	290 204 $\ast\dagger$	929 931 932	SCANIA	
	18 19		FIAT				937 939 940
	451 452						PEUGEOT
280 987 \circ	2	CITROËN	290 205 $\ast\dagger$	928 930 932	SCANIA		
	18 19		FIAT	947 948			
	451 452			PEUGEOT			
280 989 \circ	2	CITROËN	290 232 $\dagger\circ$	37	ISUZU		
	18 19 20		FIAT	502		TOYOTA	
	21			PEUGEOT		290 235 \circ	247 248 249
290 007 \circ	147 148 149	MERCEDES-BENZ	250 252	290 241 \circ	981	SAF	
	151 157		290 242 \circ				144 147 155
290 009 \circ	471 472 477	SCANIA	159 160 161	290 241 \circ	981	SAF	
	478 484 489		162 163 173				
	490		176 179 182				
290 010 \dagger	471 477 478	SCANIA	186 188 189	290 242 \circ	144 147 155	MERCEDES-BENZ	
	478 483 484		190 191 192				
	484 489 490		193 194 195				
290 011 \dagger	473 477 478	SCANIA	196 197 198	290 242 \circ	144 147 155	MERCEDES-BENZ	
	479 483 484		199 200 219				
	485 490		220 221 226				
290 012 \dagger	640	SCANIA	227 228 236	290 024 \ddagger	15 16 17	FIAT	
290 024 \ddagger	15 16 17	FIAT					
	18		237				






























Arithmetische Liste / Part number list

Artikelnummer Article No.	Seite Page	Hersteller Manufacturer	Artikelnummer Article No.	Seite Page	Hersteller Manufacturer
290 245 ☉	736 737 738	MERCEDES-BENZ	290 248 ☉	736 737 738	MERCEDES-BENZ
	739 741 742			739 741 743	
	743 744 747			744 746 747	
	749 750 752			749 750 752	
	753 755 757			753 755 757	
	758 759 761			759 761 762	
	762 763 765			763 765 767	
	767 768 770			768 770 771	
	771 772 773			772 773 774	
	774 776 777			776 778 780	
	778 780 781			781 783 785	
	783 785 786			786 787 788	
	787 788 790			790 792 793	
	792 793 795			795 797 798	
	796 797 798			799 800 802	
	799 800 802			804 806 808	
	804 805 806			810 812 814	
	807 808 809			816 818 819	
	810 812 814			820 821 823	
	815 816 818			825 827 829	
	819 820 821			831 832 833	
	823 825 827			835 837 839	
	829 831 832			841 842 843	
833 834 835	844 846				
836 837 839	290 249 ☉	MERCEDES-BENZ	738 739 741		
840 841 842			743 744 746		
843 844 846			747 749 750		
290 246 ☉	736 737 738	MERCEDES-BENZ	752 753 755		
	739 741 743		757 759 761		
	744 746 747		762 763 765		
	749 750 752		767 768 770		
	753 755 757		771 774 776		
	759 761 762		778 780 781		
	763 765 767		783 785 787		
	768 770 771		788 790 792		
	772 773 774		793 795 797		
	776 778 780		801 802 804		
	781 783 785		807 809 810		
	786 787 788		812 814 818		
	790 792 793		821 823 825		
	795 797 798		827 829 831		
	799 800 802		833 835 837		
	804 806 808		839 841 844		
	810 812 814		846		
	816 818 819		290 250 ☉	MERCEDES-BENZ	736 737 738
	820 821 823				739 741 743
	825 827 829				744 746 747
	831 832 833		749 750 752		
	835 837 839		753 755 757		
	841 842 843		759 761 762		
844 846 921	763 765 767				
290 247 ☉	736 737 738	MERCEDES-BENZ	768 770 772		
	739 741 743		773 774 776		
	744 746 747		778 780 781		
	748 749 750		783 785 786		
	752 753 754		787 788 790		
	755 756 757		792 793 795		
	759 761 762		797 798 799		
	763 764 765		800 801 802		
	767 768 769		804 807 809		
	770 771 772		810 811 812		
	773 774 776		813 814 815		
777 778 780	816 818 819				

Artikelnummer Article No.	Seite Page	Hersteller Manufacturer	Artikelnummer Article No.	Seite Page	Hersteller Manufacturer
290 251 \circ	883 884 885	MERCEDES-BENZ	290 268 \circ	738 739 741	MERCEDES-BENZ
	886 887 888			743 744 746	
	889 890 891			747 749 750	
	892 893 894			752 753 755	
	895 896 897			757 759 761	
	898 910 917			762 763 765	
	919 921			767 768 770	
				771 774 776	
				778 780 781	
				783 785 787	
290 257 \circ	736 737 738	MERCEDES-BENZ		788 790 792	
	739 741 742		793 795 797		
	743 744 746		801 802 804		
	747 749 750		806 808 810		
	752 753 755		812 814 816		
	756 757 758		818 821 823		
	759 761 762		825 827 829		
	763 765 766		831 833 835		
	767 768 769		837 839 841		
	770 771 772		844 846 847		
	773 774 775		883 884 885		
	776 778 779		886 887 888		
	780 781 783		889 890 891		
	784 785 786		892 893 894		
	787 788 789		895 896 897		
	790 792 793		898		
	794 795 797				
	798 799 800				
	801 802 803				
	804 805 806				
	808 809 810				
	811 812 813				
	814 816 817				
	818 819 820				
	821 822 823				
	825 827 829				
	830 831 832				
	833 835 836				
	837 839 840				
	841 842 843				
844 845 846					
847					
290 258 \circ	736 737 740	MERCEDES-BENZ	290 273 $\frac{1}{\circ}$	37	IVECO
	741 743 744		290 274 $\frac{1}{\circ}$	576	IVECO
	746 749 750		290 377 \circ	238 239 240	MERCEDES-BENZ
	754 764 765			241 592 593	
	769 770 771			507 642	VOLKSWAGEN
	772 773 786		290 378 \circ	238 239 240	MERCEDES-BENZ
	798 799 801			241 592 593	
	802 804 807		290 379 \circ	238 239 240	MERCEDES-BENZ
	809 811 813			241 592 593	
	815 816 818		290 403 \circ	507 642	VOLKSWAGEN
819 820 832	290 420 $\frac{1}{\circ}$	445 446		NISSAN	
842 843		290 421 \circ	449 632	NISSAN	
	290 423 $\frac{1}{\circ}$		502 503 506	TOYOTA	
		290 424 $\frac{1}{\circ}$	649	IVECO	
	290 427 \circ		983	TROUILLET	
		290 441 $\frac{1}{\circ}$	974	FRUEHAUF	
	290 442 \circ		976	LOHR	
		290 444 \circ	976	LOHR	
	290 460 \circ		974	FRUEHAUF	
		290 465 \circ	983	TRAILOR	
	290 472 $\frac{1}{T}$		977	MERITOR	
		290 473 $\frac{1}{T}$	980	ROR	
	290 475 \circ		977	MERITOR	
		290 488 \circ	980	ROR	
	290 489 \circ		461	RENAULT TRUCKS	
		290 491 \circ	462	RENAULT TRUCKS	
	290 493 \circ		459 460 461	RENAULT TRUCKS	
		290 609 \circ	541	VOLVO	
	290 643 $\frac{1}{\circ}$		963 964 965	VOLVO	
		290 775 $\frac{1}{T}$	963 964 965	VOLVO	
			967		
			631	NISSAN	
			444 445	mitsubishi	
			635 636 637	SCANIA	
			639 640		

Arithmetische Liste / Part number list

Artikelnummer Article No.	Seite Page	Hersteller Manufacturer	Artikelnummer Article No.	Seite Page	Hersteller Manufacturer	
290 837	23 25 26	FORD	290 978 *	662 663 664	MAN	
290 838	23 25 26	FORD		665 666 667		
290 839	23 25 26	FORD		668 669 670		
290 840	23 25 26	FORD		671 672 673		
290 845	23 24 25	FORD		674 675 676		
	26			677 678 679		
290 846	23 24 25	FORD		680 681 682		
	26			683 684 685		
290 889	635 636 637	SCANIA		686 687 688		
	639 640			689 690 691		
290 955	242 243 594	MERCEDES-BENZ		692 693 694		
290 975	658 662 663	MAN		695 696 697		
	664 665 666			698 699 700		
	667 668 669			701 702 703		
	670 671 672			704 705 707		
	673 674 675			708 709 710		
	676 677 678			711 712 713		
	679 680 681			714 715 716		
	682 683 684			717 718 719		
	685 686 687		720 721 722			
	688 689 690		724 725 726			
	691 692 693		727			
	694 695 696		952 953 954	STEYR		
	697 698 699		955 957 958			
	700 701 702					
	703 704 705					
	707 708 709					
	710 711 712					
	713 714 715					
	716 717 718					
	719 720 721					
	722 723 724					
	725 726 727					
	952 953 955	STEYR				
	957					
290 976	662 663 664	MAN	290 979	8 9 10	DAF	
	665 666 667				11	
	668 669 670			290 980	14	DAF
	671 672 673			290 981	6 7 8	DAF
	674 675 676				9 10 11	
	677 678 679				12 13 14	
	680 681 682				86	MAN
	683 684 685			290 982	8 10 11	DAF
	686 687 688			290 983	8 9 9	DAF
	688 687 688				10 11 14	
	689 690 691			290 987 *	926 928 930	SCANIA
	692 693 694				933 934 935	
	695 696 697				937 938 939	
	698 699 700				940 941 942	
	701 702 703				947 949 950	
	704 705 707			290 988 *	926 928 930	SCANIA
	708 709 710				932 934 935	
	711 712 713				937 938 939	
	714 715 716				940 941 942	
	717 718 719			947 949 950		
	720 721 722		290 989 *	929 931 932	SCANIA	
	723 724 725			937 940 947		
	726 727			949 950		
	952 953 954	STEYR	290 990 *	929 931 947	SCANIA	
	955 957 958		290 991	608 616 617	MERCEDES-BENZ	
290 977 *	662 663 664	MAN	290 993	477 483 490	SCANIA	
	665 666 667				491 493 495	
	668 669 670			290 995	739 740 741	MERCEDES-BENZ
	671 672 673				742 744 745	
					747 749 750	
				751 752 753		
				756 758 759		
				761 762 763		
				764 765 766		
				767 768 771		
				772 775 776		
				778 780 781		
				784 785 788		
				790 793 795		

Artikelnummer Article No.	Seite Page	Hersteller Manufacturer	Artikelnummer Article No.	Seite Page	Hersteller Manufacturer
290 996 	883 884 885 886 887 888 889 890 891 892 893 894 895 896 897 898	MERCEDES-BENZ	300 015  	663 665 666 667 668 671 672 673 674 675 676 677 678 679 681 682 683 686 687 688 689 691 693 694 695 696 697 700 701 702 705 706 708 709 710 712 713 714 715 716 718 719 720 722 723 728 729 730 731 732 952 953 955 957	MAN
290 999 	981	SAF			
300 001    	82 95 96 97 98 99 100 101 103 104 105 106 107 108 109 110 111 112 113 114 115 116 122 123 124 125 126 127 128 131 496 497 500 501	MAN STEYR			
300 002 	94 95 100 101 102 103 104 106 107 108 109 110 111 113 114 115 116 117 120 130 132 133	MAN	300 018 	209 210 211 212 213 214 215 216 217 218	MERCEDES-BENZ
300 003 	558	VOLVO	300 019 	164 166 231	MERCEDES-BENZ
300 004 	647	VOLVO	300 021 	146 151 237	MERCEDES-BENZ
300 005 	558	VOLVO	300 022 	209 210 211 212 213 214 215 216 217 218 222	MERCEDES-BENZ
300 006 	517 519 521 523 525 526 528 530 535 536 537 538 540 545	VOLVO	300 023 	40 42 43	IVECO
300 007 	645 645	VOLVO	300 024 	635 636 637 639 640	SCANIA
300 009 	517 518 519 520 521 522 523 524 526 528 530 533 534 535 536 537 538 539 540 544 545 547 548 549	VOLVO	300 025 	635 636 637 639 640	SCANIA
			300 026 	6	DAF
			300 031 	645	VOLVO
			300 068 	645 646	VOLVO
300 013  	662 663 664 665 666 667 668 669 670 671 672 673 674 675 676 677 678 679 680 681 682 683 684 685 686 687 688 689 690 691 692 693 694 695 696 697 698 699 700 701 702 703 704 705 706 707 708 709 710 711 712 713 714 715 716 717 718	MAN	300 069 	970 970 970 970 973 973 978 978 979 979 979 979 983	ACERBI BARTOLETTI BATTAGLINO BERTOJA CARDI CORDERO MIELE MISTRALL PEZZAIOLI PIACENZA ROLFO VIBERTI
			300 071 	970 971 972 973 974 976 976 977 978 978 979 979 982	BATTAGLINO BPW CAR LUX F.A.D. GKN LECINENA LECITRAILER MENCI MIELE NUOVA MANARO PEZZAIOLI PRIMBALL ROLFO SCHMITZ CARGOBULL

Arithmetische Liste / Part number list

Artikelnummer Article No.	Seite Page	Hersteller Manufacturer	Artikelnummer Article No.	Seite Page	Hersteller Manufacturer	
300 076	970	ACERBI	300 088	56	IVECO	
	970	ASSE RIGO		63 64	MAGIRUS-DEUTZ	
	970	ASSE SANSAVINI		979	PIACENZA	
	970	AUSTERAS	300 089	970	BATTAGLINO	
	970	BATTAGLINO		972	CALABRESE	
	974	F.A.D. GKN		972	CAMPANA	
	974	FIA CESCHI		982	TECMA	
		EUROPE		983	VIBERTI	
		975	GIRELLI	300 091	617	MERCEDES-BENZ
		977	MERITOR		641	SETRA
		979	ROR	310 009	970	AUSTERAS
		982	STEFEN ASSALI		970	BATTAGLINO
		982	TECMA		973	CAR VENETA
		983	TRE EMME		975	GIRELLI
	984	ZORZI	977		MERITOR	
300 077	56 57	IVECO	979 980		ROR	
	63 64	MAGIRUS-DEUTZ	980		SAE	
300 078	15 569	FIAT	982	SIRMAC-SIMA		
	62	MAGIRUS-DEUTZ	982	STEFEN ASSALI		
	449	OM	982	TECMA		
300 079	970	BATTAGLINO	984	ZORZI		
	970	BERTOJA	310 010	38 39 55	IVECO	
	973	CAR LUX		576 577		
	973	CARDI		62	MAGIRUS-DEUTZ	
300 081	974	FIA CESCHI	310 011	55 56 57	IVECO	
		EUROPE		63	MAGIRUS-DEUTZ	
	978	NOMEC	310 016	253 595	MERCEDES-BENZ	
	979	PIACENZA		310 018	589 590	MAN
	979	ROLFO			310 025	971
982	SCATTOLINI	310 029	501	STEYR		
300 082	970		AUSTERAS	310 048	645 646 646	VOLVO
	970	BATTAGLINO	646 648			
	973	CORDERO	310 049	54	IVECO	
	982	SIRMAC-SIMA		310 050	645 645 646	VOLVO
	983	VIBERTI			310 132	971 972
300 083	970	BARTOLETTI	310 133	971 972		BPW
	974	FIA CESCHI		310 134	977	MERCEDES-BENZ
		EUROPE	310 135		977	MERCEDES-BENZ
	977	MECCANICA		310 141	974	GIGANT (Trenkamp+ Gehle)
	982	MURGIANA	310 162		146 151 156	MERCEDES-BENZ
	982	STEFEN ASSALI		158 237		
	983	TECMA		310 163	146 148 149	MERCEDES-BENZ
	983	TRAS CAR	151 156 157			
	TRE EMME	158 159				
300 084	970	BARTOLETTI	310 616	6	DAF	
	970	BATTAGLINO		310 617	146 151 156	MERCEDES-BENZ
	973	CORDERO	158 228			
	973	EMIL CAMION	310 619	929 931 932	SCANIA	
	15	FIAT		934 935 937		
	974	FRANCHIN		938 940 941		
	975	GIRELLI		942 945 946		
	978	MIELE		948 949 950		
	449	OM		951		
	979	ROLFO		310 620	926 928 929	SCANIA
300 085	569	FIAT	930 932 934			
	577	IVECO	935 937 938			
	578	MAGIRUS-DEUTZ	939 940 941			
300 086	1 972	BREMACH	942 943 948			
	15	FIAT	949 950			
300 087	981	SCAM	310 626	94 95 97	MAN	
	970	AUSTERAS		100 102 106		
	970	BATTAGLINO		108 111 112		
	970	BERTOJA				
	973	CAR VENETA				

Artikelnummer Article No.	Seite Page	Hersteller Manufacturer	Artikelnummer Article No.	Seite Page	Hersteller Manufacturer	
310 627 ^o	102 106 108	MAN	310 777 ^o	332 370 424	MERCEDES-BENZ	
	111 112 122		310 778 ^o	250 251	MERCEDES-BENZ	
	123 124 127		310 779 ^o	332 369 370	MERCEDES-BENZ	
	128 130 131			373		
	132		310 780 ^o	269 277 278	MERCEDES-BENZ	
497	280 283 289					
310 628 ^o	88 95 96	MAN	290 291 292	310 781 ^o	MERCEDES-BENZ	
	97 98 99		296 297 298			
	100 101 102		299 306 307			
	103 104 105		308 309 322			
	106 107 108		324 620 621			
	109 110 111		268 269 271	MERCEDES-BENZ		
	112 113 114		273 274 277			
	115 116 118		278 279 280			
	119 120 121		281 282 283			
	122 123 124		284 285 286			
	126 129 130		287 289 290			
	131 132 133		291 292 619			
	496 497		620			
310 629 ^o	96 97 98	MAN	602 603 604	310 782 ^o	MERCEDES-BENZ	
	99 100 119		605 610 611			
	120 129		612 613 614			
310 748 ^o	647 648	VOLVO	615 616	310 783 ^o	473 475 476	SCANIA
310 749 ^o	645 648	VOLVO	477 479 481			
310 768 ^o	244	MERCEDES-BENZ	482 483 485			
310 769 ^o	148 149 151	MERCEDES-BENZ	487 488 489			
	157 166 176		490 491 493			
	179 182 220		495			
	227					
310 770 ^o	243 244 254	MERCEDES-BENZ	469 470 472	310 784 ^o	SCANIA	
	255 256 594		477 483 488			
310 771 ^o	268 269 271	MERCEDES-BENZ	489	310 785 ^o	VOLVO	
	273 274 277		526 528 530			
	278 279 280		531 532 550			
	281 282 283		551 554 555			
	284 285 286		556 557			
	287 289 290		310 786 ^o	473 474 475	SCANIA	
291 619 620	475 476 477					
310 772 ^o	282 334 335	MERCEDES-BENZ		479 480 481		
	336 337 344		481 482 483			
	348 351 357		485 486 487			
	360 361 365		487 488 489			
	366 368 369		490 491 492			
	370 371 373		493 494 495			
	374 375 378		310 787 ^o	512 513 542	VOLVO	
	379 380 382			543 544		
	383 385 386		310 789 ^o	278 335 336	MERCEDES-BENZ	
	393 396 418			338 339 340		
	419 423 424			341 342 348		
	425 426 427			351 352 353		
	428 429 430			358 359 362		
433 434 436	363 364 365					
437 437 438	366 367 368					
438 439 439	369 370 372					
440 440 441	373 374 376					
441 441 442	377 378 379					
443 443 444	380 381 382					
621	383 384 385					
310 773 ^o	471	SCANIA	386 392 393			
310 775 ^o	252 253 266	MERCEDES-BENZ	394 395 396			
	268 271 273		397 398 399			
	274 275 276		400 404 405			
310 776 ^o	600 601 608	MERCEDES-BENZ	407 408 409			

Arithmetische Liste / Part number list

Artikelnummer Article No.	Seite Page	Hersteller Manufacturer	Artikelnummer Article No.	Seite Page	Hersteller Manufacturer
310 790 $\frac{1}{T}$	591 602 603 604 605 610 611 612 613 614 615 621	MERCEDES-BENZ	310 800 \circ	293 295 300 301 302 304 314 317 319 320 327 329 331 334	MERCEDES-BENZ
310 791 \circ	296 297 298 299 306 307 308 309	MERCEDES-BENZ	310 801 \circ	336 339 341 342 344 349 352 353 359 362 363 364 366 367 369 370 373 377 379 380 381 384 406 410 418	MERCEDES-BENZ
310 792 $\frac{1}{T}$	602 603 604 605 610 611 612 613 614 615 616 621	MERCEDES-BENZ	310 802 $\bullet\bullet\bullet\bullet\circ$	278 335 336 338 340 341 342 348 351 352 357 358 360 361 364 365 366 367 369 372 373 374 376 377 378 379 380 381 382 383 384 385 386 392 393 394 395 396 397 398 399 400 404 405 407 408 409 410 414 415 416 417 418 419 420 420 421 421 422 423 426 427 431 431 432 433 434 434 435 435 436 436 439	MERCEDES-BENZ
310 793 \circ	335 336 337 339 341 342 349 352 353 358 359 362 363 364 365 366 367 368 373 377 379 380 381 384 393 395 400 422	MERCEDES-BENZ	310 803 \circ	336 338 339 340 341 342 343 349 352 353 358 359 362 363 364 365 366 367 368 370 373 376 377 379 380 381 384 391 394 397 398 399 400 401 402 405 406 409 410 411 421 421 422 426 428 432	MERCEDES-BENZ
310 794 \circ	314 315 318 319 320 343 344 345 346 347 349 350 351 354 355 356 357 358 359 360 402 403 404 406 407 412 413 414 415	MERCEDES-BENZ	310 804 \circ	146 156 160 163 178 191 196	MERCEDES-BENZ
310 795 \circ	289 325 328 330 333 343 344 345 346 347 348 349 350 351 354 355 356 357 359 371 388 389 390 391 392 402 403 404 405 406 407 411 412 413 414 415 431	MERCEDES-BENZ	310 805 \circ	145 146 150 152 153 156 159 160 161 162 163 165 166 171 173	MERCEDES-BENZ
310 797 $\frac{1}{\circ}$	469 470 471 472 634 635 637 638 641	SCANIA			
310 798 \circ	334 335 336 337 343 368 369 370 371 372 373 374 375 376 378 379 380 382 383 384 385 386 387 392 393 395 396 402 423 424 425 426 427 428 429 430 437 438 439 440 441 442 443 444	MERCEDES-BENZ			
310 799 \circ	246 247 248	MERCEDES-BENZ			

Artikelnummer Article No.	Seite Page	Hersteller Manufacturer	Artikelnummer Article No.	Seite Page	Hersteller Manufacturer
310 806 ^o / _o	379 402	MERCEDES-BENZ	311 197 ^o / _o	41 42	IVECO
310 807 ^o / _o	145 146 147	MERCEDES-BENZ	311 198 ^o / _o	43	IVECO
	150 152 153		311 199 ^o / _o	576 577	IVECO
	154 155 156		311 200 ^o / _o	576	IVECO
	158 164 165		311 201 ^o / _o	576	IVECO
	166 167 168		311 202 ^o / _o	577	IVECO
	169 170 171		311 206 ^o / _o	645 645	VOLVO
	172 174 175		311 216 ^o / _o	575 576	IRISBUS
	177 178 180		311 217 ^o / _o	576	IRISBUS
	181 183 184		311 219 ^o / _o	575 576	IRISBUS
	185 186 219		311 234 ^o / _o	268 269 271	MERCEDES-BENZ
	221 223 226			273 274 277	
	227 230 231			278 279 280	
	237			281 282 283	
310 820 ^o / _o	655	IVECO		284 285 286	
310 821 ^o / _o	655	IVECO		287 289 290	
310 955 ^o / _o	925	RENAULT TRUCKS		291 619 620	
310 956 ^o / _o	924	RENAULT TRUCKS	311 372 ^o / _o	456	RENAULT
310 957 ^o / _o	925	RENAULT TRUCKS	311 373 ^o / _o	456 634	RENAULT
310 958 ^o / _o	61	MACK	311 413 ^o / _o	1 2	CITROËN
310 959 ^o / _o	60	MACK		21 22	FIAT
	458 461	RENAULT TRUCKS		453	PEUGEOT
310 962 ^o / _o	60 61	MACK	311 415 ^o / _o	21	FIAT
	458 459 464	RENAULT TRUCKS	311 417 ^o / _o	1 560	CITROËN
	465 466 467			21 569	FIAT
	468 469			452 453 632	PEUGEOT
				633	
311 010 ^o / _o	30 31 572	FORD	311 419 ^o / _o	21	FIAT
311 130 ^o / _o	61	MACK	311 478 ^o / _o	94 95 96	MAN
311 184 ^o / _o	61	MACK		97 98 99	
	464 465 466	RENAULT TRUCKS		100 101 102	
	467			103 104 105	
311 185 ^o / _o	147 161 163	MERCEDES-BENZ		106 107 108	
	190 191 197			109 110 111	
	219 226			112 113 114	
311 186 ^o / _o	203 204 205	MERCEDES-BENZ		115 116 117	
	206 207 208			118 119 120	
	209 210 212			121 122 123	
	213 222			124 125 126	
311 189 ^o / _o	736 737 738	MERCEDES-BENZ		127 128 129	
	741 743 746			130 131 132	
	749 752 755			133	
	757 759 761			496 497	STEYR
	764 765 767		311 479 ^o / _o	94 95 96	MAN
	769 772 774			97 98 99	
	778 781 784			100 101 103	
	785 786 787			104 105 106	
	788 790 792			107 108 109	
	793 796 798			110 111 112	
	799 800 803			113 114 115	
	804 807 808			116 118 119	
	811 813 815			120 121 122	
	816 819 820			123 124 126	
	821 826 829			127 128 129	
	831 832 834			130 131 132	
	837 839 842			133	
	843 844 846			496 497	STEYR
311 191 ^o / _o	160 161 162	MERCEDES-BENZ	311 480 ^o / _o	94 95 96	MAN
	163			97 98 99	
311 192 ^o / _o	40 42	IVECO		100 101 102	
311 193 ^o / _o	40	IVECO		103 104 105	
311 194 ^o / _o	40	IVECO		106 107 108	
311 195 ^o / _o	652 653	IVECO			

Arithmetische Liste / Part number list

Artikelnummer Article No.	Seite Page	Hersteller Manufacturer	Artikelnummer Article No.	Seite Page	Hersteller Manufacturer
311 481 $\frac{1}{0}$	94 95 96 98 99 101 102 103 106 108 110 112 113 116 496 497	MAN STEYR	311 650 $\frac{1}{0}$	575 576	IRISBUS
311 482 $\frac{0}{0}$	102 106 108 111 112 122 123 124 125 127 128 130 131 132	MAN	311 651 $\frac{1}{0}$	575	IRISBUS
311 483 $\frac{0}{0}$	102 106 108 111 112 120 122 123 124 125 127 128 130 131 132 133	MAN	311 656 $\frac{0}{0}$	517 519 521 523 525 526 528 530 533 535 536 537 538 540 545 546 552 553 555 556 557	VOLVO
311 485 $\frac{0}{0}$	101 104 105 107 108 109 110 111 113 114 115 116 121 122 123 126 127 128 131	MAN	311 657 $\frac{0}{0}$	517 519 521 523 525 526 528 530 533 535 536 537 538 540 541 545 546 552 553 555 556 557	VOLVO
311 486 $\frac{0}{0}$	121 126 127 128	MAN	311 658 $\frac{0}{0}$	517 533 535 544 545 548	VOLVO
311 487 $\frac{0}{0}$	125 127 128	MAN	311 659 $\frac{0}{0}$	517 518 520 522 524 533 534 539 544 546 547 548 549	VOLVO
311 488 $\frac{0}{0}$	118 119 120 121 125 126 127 128	MAN	311 660 $\frac{0}{0}$	517 518 520 522 524 533 534 539 544 546 547 548 549	VOLVO
311 490 $\frac{0}{0}$	650 652	IVECO	311 662 $\frac{0}{0}$	645	VOLVO
311 491 $\frac{0}{0}$	39	IVECO	311 663 $\frac{0}{0}$	736 737 738 739 741 743 744 746 747 749 750 752 753 755 757 759 761 762 763 765 767 768 770 771 772 774 776 778 780 781 783 785 786 787 788 790 792 793 795 797 799 800 802 804 806 808 810 812 814 816 818 820 821 823 825 827 829 831 832 833 835 837 839 841 843 844 846	MERCEDES-BENZ
311 492 $\frac{0}{0}$	40	IVECO	311 664 $\frac{0}{0}$	738 739 743 744 746 747 749 750 752 753 755 757 761 762 763 765 767 768 770 771 774 776 780 781 783 787 788 790 792 793	MERCEDES-BENZ
311 496 $\frac{1}{1}$	6	DAF			
311 498 $\frac{1}{1}$	6	DAF			
311 500 $\frac{1}{0}$	6	DAF			
311 502 $\frac{1}{1}$	6	DAF			
311 631 $\frac{0}{0}$	22 60 61 978 496 559	FORD MACK NEWAY STERLING WESTERN STAR			
311 632 $\frac{0}{0}$	22 36 59 60 60 61 978 496 559	FORD FREIGHTLINER KENWORTH MACK NEWAY STERLING WESTERN STAR			
311 633 $\frac{1}{1}$	59 60	KENWORTH			
311 634 $\frac{0}{0}$	59 60	KENWORTH			
311 635 $\frac{0}{0}$	22 975	FORD HENDRICKSON			
311 644 $\frac{0}{0}$	148 149 151 157 159 220 227 228	MERCEDES-BENZ			
311 645 $\frac{1}{1}$	253 596	MERCEDES-BENZ			
311 646 $\frac{*}{0}$	253	MERCEDES-BENZ			
311 647 $\frac{*}{0}$	596	MERCEDES-BENZ			
311 648 $\frac{*}{0}$	253 596	MERCEDES-BENZ			
311 649 $\frac{1}{1}$	560 561	BRISTOL DAF			

Arithmetische Liste / Part number list

Artikelnummer Article No.	Seite Page	Hersteller Manufacturer	Artikelnummer Article No.	Seite Page	Hersteller Manufacturer
312 645 ^o	738 739 746	MERCEDES-BENZ	312 655 ^h	456 634	RENAULT
	747 752 753		312 656 ^o	456 634	RENAULT
	755 757 763		312 694 ^o	963 964 965	VOLVO
	767 768 770			967 968 969	
	771 774 776		312 695 ^o	963 964 965	VOLVO
	783 787 788			967	
	792 793 795		312 706 ^o	517 519 521	VOLVO
	797 800 806			523 525 535	
	808 810 812			536 537 538	
	814 818 823			540 545	
	825 827 833		312 710 ^o	515	VOLVO
	835 839 841		312 711 ^o	515 516	VOLVO
	312 646 ^o		738 739 747	MERCEDES-BENZ	312 712 ^o
752 753 755		312 714 ^o	515 516		VOLVO
757 763 767		312 716 ^o	515 516		VOLVO
768 770 771		312 717 ^o	515 516		VOLVO
774 776 783		312 719 ^o	515 516		VOLVO
787 788 792		312 723 ^o	515		VOLVO
793 795 797		312 804 ^o	502 504 505		TOYOTA
800 806 808		312 805 ^o	502 504 505		TOYOTA
810 812 814			506		
818 823 825		312 859 ^o	118 119 120		MAN
827 833 835			121 122 123		
839 841			124 125 127		
312 647 ^o			738 739 747		MERCEDES-BENZ
	752 753 755		131 132 133		
	757 763 767	312 913 ^o	122 123 124	MAN	
	768 770 771	126 131			
	774 776 783	312 956 ^o	464 465 467	RENAULT TRUCKS	
	787 788 792	312 977 ^o	971	BPW	
	793 795 797		981	SAF	
	800 806 808	312 978 ^o	971	BPW	
	810 812 814		980 981	SAF	
	818 823 825	312 979 ^o	975	KAISER	
	827 833 835		976	LAG	
	839 841		980	SAE	
	312 648 ^o		738 739 747	MERCEDES-BENZ	
752 753 755			983		TRAILOR
757 763 767		983	TROUILLET		
768 770 771		313 031 ^o	511 644		VOLKSWAGEN
774 776 783		313 056 ^o	974		GIGANT (Trenkamp+ Gehle)
787 788 792		313 057 ^o	974		FRUEHAUF
793 795 797			983		TRAILOR
800 806 808		313 080 ^{*o}	662 664 665		MAN
810 812 814			669 670 672		
818 823 825			680 681 682		
827 833 835			684 685 687		
839 841			690 692 695		
312 649 ^o			738 739 746		MERCEDES-BENZ
	747 752 753		703 704 706		
	755 757 763		707 708 709		
	767 768 770	710 711 712			
	771 774 776	713 714 715			
	783 787 792	716 717 718			
	795 797 800	719 720 721			
	806 808 810	722 723 724			
	812 814 818	725 726 727			
	823 825 827	728 729 730			
	833 835 839	731 732			
	841	953 955 957	STEYR		
	312 651 ^o	738 739 741	MERCEDES-BENZ	313 181 ^o	
742 745 746		668 673 674			
747 751 752					

Artikelnummer Article No.	Seite Page	Hersteller Manufacturer	Artikelnummer Article No.	Seite Page	Hersteller Manufacturer	
313 182 * ^o	662 665 666	MAN	313 393 ^o	450 451	OPEL	
	667 668 676			454 455 633	RENAULT	
	677 680 681		313 394 ^o	450	OPEL	
	682 683 684			454 455 633	RENAULT	
	690 698 699	313 424 ^o		907 908 909	MERCEDES-BENZ	
	703		911 912 913			
	952 953 955		914 915 916			
	957	STEYR	917 918 920			
313 183 * ^o	662 663 665	MAN	313 500 ^h	35 36 574	FORD	
	666 667 668		313 501 ^h	35 36 574	FORD	
	671 672 673		313 502 ^h	35 574	FORD	
	674 675 676		313 503 ^h	35 36 574	FORD	
	677 678 679		313 504 ^o	35 36 574	FORD	
	681 682 683		313 505 ^o	35 574	FORD	
	686 687 688		313 506	35 574	FORD	
	689 691 693		313 507 ^o	35 574	FORD	
	694 695 696		313 508 ^o	35 574	FORD	
	697 700 701		313 509 ^o	35 574	FORD	
	702 705 706		313 516 ^o	35 36 574	FORD	
	708 709 710		313 545 ^h	35 574	FORD	
	712 713 714		313 612 ^o	245 246	MERCEDES-BENZ	
	715 716 718		313 970 ^o	253 595	MERCEDES-BENZ	
	719 720 722		367 206 ^o	264 265 269	MERCEDES-BENZ	
	723 728 729			270 272 273		
	730 731 732			275 288 289		
	952 953 955			292 293 296		
	957			596		
313 184 * ^o	662 664 665	MAN	385 201 ^h ^o	312	MERCEDES-BENZ	
	669 670 672		398 001 ^h ^o	271 288 296	MERCEDES-BENZ	
	680 681 682		428 233 ^o	508 509 643	VOLKSWAGEN	
	684 685 687		481 002 ^h	936 939 944	SCANIA	
	690 692 695		605 001 ^h ^o	287 288 300	MERCEDES-BENZ	
	697 698 699			305 307 308		
	703 704 706			321 323		
	707 708 709		625 404 ^o	562 563 564	EVOBUS	
	710 711 712			565 566		
	713 714 715		646 002 ^h ^o	310 353 356	MERCEDES-BENZ	
	716 717 718			387 388 389		
	719 720 721			390 391 402		
	722 723 724			403 406 411		
	725 726 727			412 413 415		
	728 729 730		429 430			
	731 732		665 008 ^o	977	MERITOR	
	953 955 957		701 131 ^o	509 643	VOLKSWAGEN	
	313 209 ^o		462 463	704 102 ^o	979	PEITZ
				723 101 ^o	257 259 263	MERCEDES-BENZ
313 210 ^o	462 463		267			
313 211 ^o	462 463	724 004 ^o	256 257 259	MERCEDES-BENZ		
313 212 ^o	462 463		261 605 608			
313 213 ^o	463	725 002 ^o	257 259 263	MERCEDES-BENZ		
313 214 ^o	463		264 265 267			
313 215 ^o	463		269 270 272			
313 327 ^h	511 644		273 274 332			
313 387 ^o	448		606 607 617			
	450 451	NISSAN	618			
	453 454 455	OPEL				
	456 633 634	RENAULT				
313 388 ^o	450	OPEL	749 002 ^o	496	STEYR	
	453 454 455	RENAULT	762 001 ^o	907 913 914	MERCEDES-BENZ	
	456 633 634			915 916		
313 391 ^o	450	OPEL	769 002 ^h	62 63	MAGIRUS-DEUTZ	
	453 454 455	RENAULT	780 001 ^o	264 265 269	MERCEDES-BENZ	
	633			270 272 273		
			274 275 288			

Arithmetische Liste / Part number list

Artikelnummer Article No.	Seite Page	Hersteller Manufacturer	Artikelnummer Article No.	Seite Page	Hersteller Manufacturer
790 001 $\frac{1}{0}$	295 300 301 302 313 314 315 316 318 319 320 324 325 326 328 330 331 332 333 334 387 387 388 389 390	MERCEDES-BENZ			
791 002 $\frac{0}{0}$	36 254 255	HANOMAG HENSCHEL MERCEDES-BENZ			
793 031 $\frac{0}{0}$	508 509 643	VOLKSWAGEN			
794 031 $\frac{0}{0}$	509 643	VOLKSWAGEN			
799 001 $\frac{1}{1}$	392 393 394 395 397 399 400 401 423 426 427 428 432	MERCEDES-BENZ			
880 001 $\frac{0}{0}$	509 643	VOLKSWAGEN			
897 001 $\frac{0}{0}$	312 327 330 331 422 423	MERCEDES-BENZ			
900 009 $\frac{1}{1}$	253 595	MERCEDES-BENZ			
900 063 $\frac{1}{1}$	1 2 3 561 18 19 20 21 22 569 570 451 452 453 632 633	CITROËN FIAT PEUGEOT			
900 077 $\frac{1}{1}$	30 31 32 33 34 35 572 573	FORD			
900 089 $\frac{1}{1}$	23 25 26	FORD			
900 174 $\frac{1}{1}$	3 22 570 452 632	CITROËN FIAT PEUGEOT			
900 184 $\frac{1}{1}$	456 634	RENAULT			
900 189 $\frac{1}{1}$	511 644	VOLKSWAGEN			
900 193 $\frac{1}{1}$	35 36 574	FORD			
900 194 $\frac{1}{1}$	253 596	MERCEDES-BENZ			
975 001 $\frac{0}{0}$	244	MERCEDES-BENZ			
976 001 $\frac{0}{0}$	244 246	MERCEDES-BENZ			

Vergleichsliste / Cross reference list

Vergleichs-Nr. Compare No.	Artikelnummer Article No.	Vergleichs-Nr. Compare No.	Artikelnummer Article No.	Vergleichs-Nr. Compare No.	Artikelnummer Article No.
ACERBI		AUSTERAS		BATTAGLINO	
431489	313 057	9822	300 076	040180000	310 009
431491	300 069	99391004	310 009	041020060	300 089
448897	313 057	99391007	300 087	2604800	300 069
449071	313 057	BARTOLETTI		2606400	300 084
449751	300 076	91 610 011	300 083	2606800	300 087
ASSE RIGO		91 610 014	300 084	2607000	300 079
9822	300 076	91 610 259	300 069	2607400	300 076
9891	300 076	91 610 264	300 069	2609000	300 071
ASSE SANSAVINI		91 610 266	300 069	BEDFORD	
F3041A	300 076	91 610 269	170 178	436 048	101 487
AUSTERAS		91 610 272	170 178	436 445	101 487
298771000	300 082	91 610 274	170 178	9 961 941	101 487
				9 961 942	101 487

Vergleichsliste / Cross reference list

Vergleichs-Nr. Compare No.	Artikelnummer Article No.
BERTOJA	
423016002	123 840
423016003	300 087
446421001	300 069
BOLGAN	
30001003	300 079
BOMBARDIER	
8.231.116.000	112 079
8.231.116.000 E	112 079
8.231.270.000	112 079
8.231.270.000 D	112 079
8.231.346.000	112 079
BOVA	
406694	106 749
410554	106 749
BPW	
02.3722.8300	312 561
02.3722.8800	312 977
02.3722.8900	312 978
02.3702.1000	101 823
02.3702.1400	112 923
02.3702.1600	300 071
02.3702.1800	106 201
02.3702.1900	312 561
02.3702.2000	170 178
02.3702.3600	312 561
02.3702.5100	170 177
02.3702.5200	312 561
02.3702.6000	170 179
02.3702.6700	170 183
02.3702.7000	312 978
02.3702.8300	170 200
02.3702.9200	312 977
02.3722.0400	312 561
02.3722.1400	312 561
02.3722.16.00	310 141
02.3722.2300	310 025
02.3722.6300	310 133
02.3722.6400	310 132
02.3722.8300	312 561
10.3097.4794	704 102
10.6905.0802	123 829
BREMACH	
80905	300 086
CALABRESE	
128711209	170 178
2733367	300 089
CAMPANA	
090200300	300 089
CAR VENETA	
60030019	310 009
60030059	300 087
CARDI	
00500600	300 069
00501300	312 561
00501310	312 561
500900	300 079

Vergleichs-Nr. Compare No.	Artikelnummer Article No.
CITROËN	
04 434 813	110 567
04 439 194	311 417
05 965 476	311 417
05 983 928	311 417
07 569 730	110 431
5202.J3	280 975
5202.J5	280 977
5206.C5	280 979
5206.J2	280 985
5206.P9	280 981
5206.Q0	280 979
5206.Q1	280 979
90 938 1267	110 567
CORDERO	
1303003	300 082
1303004	300 084
1303006	300 087
1303007	300 069
DAF	
AFRE 003	311 498
AFRE 007	311 496
AFRE 008	311 500
AFRE 010	311 502
AFRE002	300 026
HRK5273	170 202
0083 654	131 696
0170835	101 768
0271025	170 203
0278249	170 203
0282309	106 424
0290230	106 423
0296466	106 522
0617739	106 028
0652722	106 129
083660	112 358
086756	112 277
092968	131 158
1194745	131 105
1196832	131 319
1282623	124 874
1283723	106 976
1283725	112 277
1283726	131 158
1283729	106 977
1283732	112 002
1307056	280 933
1382704	290 983
1398694	290 980
1407069	300 026
1407070	311 498
1407073	310 616
1407074	311 496
1407075	311 500
1407077	311 502
1427903	290 979
1443695	290 981
1450885	290 982
1606742	290 981
1618606	290 979
1696290	290 980

Vergleichs-Nr. Compare No.	Artikelnummer Article No.
DAF	
1696292	290 983
1696391	290 979
170835	101 768
222773	112 002
25 1700 112 278	131 696
271075	106 345
282309	106 424
290230	106 423
296305	106 976
300847	101 345
379131	106 977
505462	101 866
617738	101 768
617739	106 028
652722	106 129
655776	112 794
740021	112 145
DRÖGMÖLLER	
000240100012	101 315
3202001900001-00	101 467
ENASA	
100 4876	106 884
100 4877	106 885
787 012	106 405
787 013	106 406
792 500	106 365
792 500	106 914
795 135	106 914
81.43701.6572	106 884
81.43701.6578	106 885
ERF	
SL552/011	112 938
81437016631	106 253
81437016633	123 863
ERIBA-HYMER	
248.195.00.01.04	195 420
ETA	
02 3722 1400	312 561
EVOBUS	
A 002 326 23 00	106 893
A 005 323 14 00	112 422
A 005 326 35 00	101 467
A 005 326 89 00	112 937
A 005 326 90 00	310 790
A 005 326 91 00	310 782
A 356 326 07 00	124 272
A 628 323 02 00	131 828
A 628 326 07 00	131 532
002 326 23 00	106 893
005 323 14 00	112 422
005 326 35 00	101 467
005 326 89 00	112 937
005 326 90 00	310 790
005 326 91 00	310 782
0.501.317.439	131 175
356 326 05 00	131 030
356 326 07 00	124 272
627 323 00 00	280 926

Vergleichsliste / Cross reference list

Vergleichs-Nr. Compare No.	Artikelnummer Article No.	Vergleichs-Nr. Compare No.	Artikelnummer Article No.	Vergleichs-Nr. Compare No.	Artikelnummer Article No.
EVOBUS		EVOBUS		FIAT	
627 326 01 00	125 964	8.231.348.000.0	112 583	46794431	290 024
628 326 08 00	290 991	8.231.349.000	131 343	46794432	290 028
628 326 27 00	290 991	8.231.351.000	101 618	46794433	290 028
629 326 00 00	300 091	8.231.352.000.0	106 670	46812362	290 024
629 326 01 00	300 091	8.231.353.000.0	106 533	46812363	290 024
8.224.000.052.0	131 265	8.231.355.000	112 080	46812364	290 028
8.231.039.000	101 330	8.231.359.000	131 166	46812365	290 028
8.231.078.000	625 404	8.231.365.000	131 035	46812366	290 024
8.231.086.000	625 404	8.231.366.000	131 173	46812367	290 024
8.231.089.000	625 404	8.231.366.000.0	131 173	46812368	290 024
8.231.092.000	112 220	8.231.367.000.0	112 082	46812369	290 024
8.231.092.000 D	112 220	8.231.368.000	131 624	46824673	290 024
8.231.092.000 DG	112 220	8.231.372.000	131 035	46824674	290 024
8.231.103.000	112 080	8.231.372.000.0	131 035	46824675	290 028
8.231.103.000 E	112 080	8.252.054.236	131 175	46824676	290 028
8.231.104.000	625 404	F.A.D. GKN		46824677	290 024
8.231.106.000	625 404	354F002	300 076	46824678	290 024
8.231.116.000	112 079	554FR001	300 071	46824679	290 024
8.231.116.000 E	112 079	FIA CESCHI EUROPE		46824680	290 024
8.231.171.000	101 618	051075	300 083	46824681	290 034
8.231.187.000	101 618	051101	300 076	46824682	290 032
8.231.194.000	101 330	055904	300 081	46825166	290 032
8.231.194.000.0	101 330	FIAT		46827819	290 026
8.231.204.000	112 081	1004877	106 885	46827820	290 026
8.231.205.000 D	101 974	1303682080	280 979	46827821	290 030
8.231.213.000	101 974	1303682082	280 979	46847761	290 026
8.231.213.000 D	101 974	1303816080	280 985	46847762	290 026
8.231.220.000	112 082	1307633080	280 975	46847763	290 030
8.231.220.000 C	112 082	1312333080	280 981	4691965	300 085
8.231.233.000	131 953	1314562080	280 983	4700841	300 084
8.231.233.000 D	131 953	1314943080	280 987	4758146	101 636
8.231.257.000	112 167	1317535080	280 987	4854638	300 085
8.231.257.000 D	112 167	1317924080	280 977	51 755 205	311 930
8.231.257.100 D	112 167	1317926080	280 975	51 755 247	311 930
8.231.267.000	112 080	1318258080	280 989	51 755 248	311 929
8.231.267.000 D	112 080	1318259080	280 989	51 755 255	311 931
8.231.268.000	112 081	1318946080	280 979	51 755 353	311 931
8.231.268.000 D	112 081	1327746080	280 989	51 756 353	311 929
8.231.269.000	112 082	1327748080	280 989	51 756 418	311 932
8.231.269.000 D	112 082	1329682080	280 989	51 757 651	311 929
8.231.270.000	112 079	1334894080	280 977	51 766 603	311 929
8.231.270.000 D	112 079	1346464080	280 979	51 770 807	311 932
8.231.276.000	112 220	1347238080	280 979	51714746	290 024
8.231.293.000	112 355	1351012080	280 975	51714747	290 024
8.231.293.000 C	112 355	1351013080	280 989	51714748	290 028
8.231.293.100	112 355	1351062080	280 989	51714749	290 028
8.231.293.100 D	112 355	228189	112 082	51714750	290 024
8.231.322.000	112 582	4434812	311 417	51714751	290 024
8.231.323.000 D	112 583	4434813	110 567	51714752	290 024
8.231.342.000	125 965	4439194	311 417	51714753	290 024
8.231.342.000.0	125 965	4439223	110 567	51714754	290 032
8.231.343.000	131 474	4469764	101 636	51714755	290 034
8.231.343.000.0	131 474	46749274	290 032	51714758	290 030
8.231.344.000	112 081	46789873	290 034	5965476	311 417
8.231.344.000.0	112 081	46791279	290 024	5983928	311 417
8.231.345.000	112 582	46791280	290 024	7543566	311 419
8.231.345.000.0	112 582	46791281	290 024	7562124	311 415
8.231.346.000	112 079	46791282	290 024	7569730	110 431
8.231.346.000.0	112 079	46794430	290 024	7576729	311 413
8.231.347.000	125 964			787012	106 405
8.231.348.000	112 583			795135	106 914

Vergleichsliste / Cross reference list

Vergleichs-Nr. Compare No.	Artikelnummer Article No.
FIAT	
8555803	300 078
8558562	300 086
8559478	300 078
8559985	300 078
8561470	300 078
8561478	300 086
8562478	300 078
8563236	300 078
98415333	125 668
FILIA	
0036114P	123 439
FORD	
A 740X-18080-NDA	230 802
A 850X-18045-AUA	230 803
A 850X-18045-BAA	230 803
A 850X-18045-BBA	110 909
A 850X-18045-BCA	110 909
A 850X-18080-CJA	110 908
A 850X-18080-CKA	110 908
A 850X-18080-CLA	110 908
A 850X-18080-CMA	110 908
A 850X-18080-CNA	110 910
A 850X-18080-CRA	110 910
A 850X-18080-CSA	110 910
A-2218	311 635
VYC15-18045-AE	230 965
VYC15-18045-BC	230 965
VYC15-18045-BD	230 965
VYC15-18080 BB	311 836
VYC15-18080 CA	311 836
V1C15-18045-AA	230 965
V1C15-18045-BA	230 965
V1C15-18045-BC	230 965
V1C15-18045-DC	230 965
V1C15-18080 BA	311 836
V1C15-18080 CA	311 837
V1C15-18080 DA	311 837
YC15-18045-AH	230 965
YC15-18045-BH	230 965
YC15-18045-RA	230 965
YC15-18045-RB	230 965
YC15-18045-RC	230 965
YC15-18045-SB	230 965
YC15-18045-SC	230 965
YC15-18080-DG	230 963
YC15-18080-FG	230 963
YC15-18080-SA	230 964
YC15-18080-VA	230 963
1 499 254	230 802
1 499 256	230 802
1 499 291	230 801
1 502 193	230 802
1 502 194	230 802
1 502 211	230 801
1C15-18045-CF	230 965
1C15-18045-CG	230 965
1C15-18045-CH	230 965
1C15-18045-CJ	230 965
1C15-18045-EA	230 965
1C15-18045-EB	230 965

Vergleichs-Nr. Compare No.	Artikelnummer Article No.
FORD	
1C15-18045-EC	230 965
1C15-18045-ED	230 965
1C15-18045-FA	230 965
1C15-18045-FB	230 965
1C15-18045-FC	230 965
1C15-18045-GA	230 965
1C15-18045-GB	230 965
1C15-18045-GC	230 965
1C15-18080 AD	311 010
1C15-18080 AE	311 010
1C15-18080 AF	311 010
1C15-18080 BD	311 010
1C15-18080 BE	311 010
1C15-18080 CD	311 010
1C15-18080 HA	311 010
1C15-18080 KB	311 834
1C15-18080 KC	311 834
1C15-18080 KD	311 835
1C15-18080 LB	311 834
1C15-18080 MB	311 833
1C15-18080 MC	311 833
1C15-18080 ME	311 838
1C15-18080 PA	311 010
1C15-18080-FA	230 963
1C15-18080-GA	230 963
1120588	230 965
1120590	230 965
1128540	311 836
1128569	230 965
1128570	311 836
1134702	311 836
1136059	311 837
1141352	230 965
1143672	230 965
1211208	311 837
1215772	230 965
1215773	230 965
1215774	230 965
1371323	313 503
1371324	313 502
1371325	313 503
1371326	313 545
1371327	313 501
1371329	313 500
1371331	313 500
1371332	313 501
1371334	313 501
1371336	313 500
1371349	313 506
1371350	313 509
1371351	313 509
1371353	313 508
1371356	313 507
1371357	313 505
1371359	313 506
1383495	313 503
1383496	313 502
1383497	313 503
1383498	313 545
1383499	313 501
1383507	313 500

Vergleichs-Nr. Compare No.	Artikelnummer Article No.
FORD	
1383511	313 500
1383514	313 501
1383515	313 501
1383517	313 500
1383519	313 503
1383521	313 501
1383522	313 500
1388245	313 500
1388246	313 503
1388247	313 502
1388248	313 503
1388249	313 545
1388250	313 501
1388258	313 500
1388260	313 500
1388261	313 500
1388263	313 503
1388265	313 501
1388266	313 500
1388267	313 500
1388268	313 500
1388270	313 500
1388306	313 501
1388307	313 501
1407950	313 506
1407977	313 509
1408000	313 509
1408064	313 508
1408126	313 507
1408229	313 505
1408242	313 506
1408328	313 508
1408355	313 504
1408373	313 504
1408395	313 516
1408402	313 516
1420276	313 500
1420277	313 502
1420278	313 545
1420279	313 501
1420283	313 500
1420284	313 500
1420285	313 501
1420287	313 501
1420290	313 500
1420296	313 501
1420298	313 500
1420302	313 500
1420303	313 500
1420306	313 500
1433917	313 500
1433918	313 503
1433919	313 502
1433920	313 503
1433921	313 545
1433922	313 501
1433925	313 500
1433926	313 501
1433927	313 501
1433928	313 500
1433930	313 503

Vergleichsliste / Cross reference list

Vergleichs-Nr. Compare No.	Artikelnummer Article No.	Vergleichs-Nr. Compare No.	Artikelnummer Article No.	Vergleichs-Nr. Compare No.	Artikelnummer Article No.
FORD		FORD		FORD	
1433932	313 501	2T14-18008-BB	290 846	4419216	290 838
1433933	313 500	2T14-18008-BC	290 846	4419217	290 840
1433934	313 500	2T14-18008-BD	290 846	4419218	290 840
1433935	313 500	2T14-18008-CA	290 845	4429601	230 965
1433939	313 500	2T14-18008-CB	290 845	4429602	230 965
1434146	313 500	2T14-18008-CC	290 845	4429603	230 965
1445057	313 506	2T14-18045-AH	290 837	4429604	230 965
1445058	313 509	2T14-18045-BJ	290 839	4429605	230 965
1445063	313 516	2T14-18045-CH	290 839	4429606	230 965
1445064	313 504	2T14-18045-CJ	290 839	4436437	290 839
1445065	313 504	2T14-18045-DC	290 839	4436438	290 839
1445070	313 508	2T14-18045-DD	290 839	4436439	290 837
1445083	313 505	2T14-18080-CF	290 846	4436440	290 840
1445085	313 507	2T14-18080-CG	290 846	4436442	290 840
1445087	313 508	2T14-18080-DG	290 846	4436443	290 838
1446284	313 501	2T14-18080-DH	290 846	4436449	290 846
1466420	313 500	2T14-18080-EE	290 845	4436450	290 845
1466421	313 503	2T14-18080-EF	290 845	4436608	290 846
1466422	313 502	3C11-18045-CA	230 965	4447013	311 838
1466423	313 503	4T16-18K001-AA	290 840	4494274	230 964
1466424	313 545	4T16-18045-AA	290 839	4495297	290 839
1466425	313 501	4T16-18080-AA	290 846	4495298	290 837
1466426	313 500	4059351	230 965	4495299	290 840
1466427	313 500	4070496	230 965	4495300	290 838
1466428	313 501	4092421	311 010	4495303	290 846
1466429	313 501	4092422	311 010	4510773	230 965
1466430	313 500	4095090	230 965	4510775	230 965
1466431	313 503	4095093	230 965	4539467	290 845
1466432	313 501	4095098	311 834	4539850	290 845
1466433	313 500	4095122	311 833	4539853	290 846
1466434	313 500	4099143	230 963	5 001 811	230 802
1466435	313 500	4099144	230 963	5 001 814	101 229
1466436	313 500	4104898	230 965	5 001 820	101 229
2C11-18045-AA	230 965	4104899	311 834	5 001 824	230 802
2C11-18080-AA	230 964	4106060	230 965	5 014 337	230 803
2T14-18B038-AA	290 837	4106061	230 965	5 014 338	230 803
2T14-18B038-BA	290 839	4106062	311 010	5 014 339	110 909
2T14-18B038-BB	290 837	4106063	311 834	5 014 340	110 909
2T14-18B038-CA	290 839	4109771	230 965	5 014 341	110 908
2T14-18B038-CB	290 839	4109773	311 010	5 014 342	110 908
2T14-18B038-CC	290 839	4109774	230 963	5 014 343	110 908
2T14-18B038-DA	290 837	4109775	230 963	5 014 344	110 908
2T14-18B038-DB	290 837	4109776	311 010	5 014 345	110 910
2T14-18B039-AA	290 838	4173578	311 010	5 014 346	110 910
2T14-18B039-BA	290 840	4333500	230 965	5 014 347	110 910
2T14-18B039-BB	290 838	4333502	230 963	5 016 018	110 908
2T14-18B039-CA	290 840	4333503	230 965	5 016 019	110 908
2T14-18B039-CB	290 840	4333504	230 965	5 016 020	110 908
2T14-18B039-CC	290 840	4333505	230 964	5 016 021	110 908
2T14-18B039-DA	290 838	4346323	311 835	5 016 022	110 910
2T14-18B039-DB	290 838	4366733	311 833	5 016 023	110 910
2T14-18K001-AC	290 840	4408460	290 837	5 016 024	110 910
2T14-18K001-AH	290 838	4408461	290 839	5 018 050/EAB 1291	101 825
2T14-18K001-BJ	290 840	4408462	290 839	5 018 052/EAB 1293	101 824
2T14-18K001-CH	290 840	4408515	230 965	5 018 710	230 803
2T14-18K001-CJ	290 840	4408533	230 965	5 025 612	230 777
2T14-18K001-DD	290 840	4408541	230 965	5 025 613	230 777
2T14-18008-AA	290 846	4408543	230 965	5 025 617	230 857
2T14-18008-AB	290 845	4410220	290 846	5 025 618	230 858
2T14-18008-AC	290 845	4410221	290 846	5 025 619	230 858
2T14-18008-BA	290 846	4410222	290 845	5 025 620	230 857

Vergleichsliste / Cross reference list

Vergleichs-Nr. Compare No.	Artikelnummer Article No.
FORD	
5 029 866	230 777
5 029 867	230 777
5 029 868	230 857
5 029 869	230 858
5 029 870	230 858
5 029 871	230 857
6 059 133	230 801
6 700 773	230 858
6 700 774	230 857
6 700 775	230 857
6 700 776	230 858
6C11-18045-AAD	313 500
6C11-18045-AAE	313 500
6C11-18045-AAF	313 500
6C11-18045-AC	313 503
6C11-18045-AD	313 503
6C11-18045-AE	313 503
6C11-18045-BD	313 502
6C11-18045-BE	313 502
6C11-18045-BF	313 502
6C11-18045-CC	313 503
6C11-18045-CD	313 503
6C11-18045-CE	313 503
6C11-18045-DD	313 545
6C11-18045-DE	313 545
6C11-18045-DF	313 545
6C11-18045-ED	313 501
6C11-18045-EE	313 501
6C11-18045-EF	313 501
6C11-18045-GE	313 500
6C11-18045-GF	313 500
6C11-18045-JD	313 500
6C11-18045-JE	313 500
6C11-18045-JF	313 500
6C11-18045-KD	313 501
6C11-18045-KF	313 501
6C11-18045-LD	313 501
6C11-18045-LE	313 501
6C11-18045-LF	313 501
6C11-18045-MD	313 500
6C11-18045-ME	313 500
6C11-18045-MF	313 500
6C11-18045-PD	313 503
6C11-18045-PE	313 503
6C11-18045-SE	313 501
6C11-18045-SF	313 501
6C11-18045-TD	313 500
6C11-18045-TF	313 500
6C11-18045-UD	313 500
6C11-18045-UE	313 500
6C11-18045-UF	313 500
6C11-18045-VD	313 500
6C11-18045-VF	313 500
6C11-18045-YD	313 500
6C11-18045-YF	313 500
6C11-18080-AC	313 506
6C11-18080-BC	313 509
6C11-18080-CB	313 509
6C11-18080-EC	313 508
6C11-18080-HC	313 507
6C11-18080-JC	313 505

Vergleichs-Nr. Compare No.	Artikelnummer Article No.
FORD	
6C11-18080-KB	313 506
6C11-18080-TB	313 508
6C11-18080-VA	313 504
6C11-18080-WB	313 504
6C11-18080-XB	313 504
6C11-18080-YB	313 516
6C11-18080-ZA	313 516
6C16-18045-BA	313 501
665944	311 633
7 355 378	230 857
7 355 379	230 858
7 355 380	230 858
7 355 381	230 857
70 VB-18045-G2B	230 801
78 VB-18045-A2A	230 801
78 VB-18080-C2B	230 802
8C16-18080-CB	313 509
86 VB-18045-A2A	230 803
86 VB-18045-A2B	230 803
86 VB-18045-A2D	230 803
86 VB-18045-A2F	230 803
86 VB-18045-A2G	230 803
86 VB-18045-B2A	230 803
86 VB-18045-B2B	230 803
86 VB-18045-B2D	230 803
87 VX-18045-CA	230 803
90045099	311 631
90045132	311 632
92 VB-18045-AA	230 777
92 VB-18045-AB	230 777
92 VB-18045-BA	230 777
92 VB-18045-BB	230 777
92 VB-18077-AB	230 777
92 VB-18077-AC	230 777
92 VB-18077-AD	230 777
92 VB-18077-AE	230 777
92 VB-18077-BB	230 777
92 VB-18077-BC	230 777
92 VB-18077-BD	230 777
92 VB-18077-BE	230 777
92 VB-18080-CE	230 858
92 VB-18080-EE	230 857
92 VB-18080-GD	230 857
92 VB-18080-JB	230 858
92 VX-18045-AB	230 777
92 VX-18045-BB	230 777
95 VB-18045-CA	230 777
95 VB-18080-EB	230 857
95 VB-18080-HB	230 858
95 VX-18045-CA	230 777
95 VX-18045-DA	230 777
95 VX-18080-EA	230 857
95 VX-18080-GA	230 858
95 VX-18080-HA	230 858
95 VX-18080-JA	230 857
FREIGHTLINER	
90045132	311 632
FRUEHAUF	
MO 15236	290 427
MOO 1545	290 444

Vergleichs-Nr. Compare No.	Artikelnummer Article No.
FRUEHAUF	
MOO 7969	290 444
M00 1537	313 057
M00 7950	313 057
M076480	313 057
M200052	313 057
M200133	313 057
U-JB 0364	313 057
U-JB 0365	290 444
U-JB 0563	313 057
U-JB 0564	290 444
U-JB 0565	313 057
U-JB-0365	290 444
U-JB-0564	290 444
10490.50.565.1	170 191
1526855	313 057
GIGANT (Trenkamp+ Gehle)	
196 103	170 538
196 107	170 538
196 111	313 056
196 112	170 538
196 112	312 561
196 114	131 107
196 131	313 056
196113	310 141
GIRELLI	
00450560	300 084
01070460	310 009
03990560	300 087
7759	300 076
HANOMAG HENSCHEL	
314 323 06 00	780 001
314 326 04 00	725 002
601 320 01 30	101 496
601 320 08 31	101 497
602 320 06 31	101 498
603 320 00 31	101 102
603 320 01 31	101 102
603 320 02 30	791 002
603 320 03 30	791 002
HENDRICKSON	
A-2218	311 635
47902-023	311 635
IKARUS	
TAS 38-101	101 356
62010	112 450
62-010501	112 450
IRISBUS	
1004877	106 885
228189	112 082
5006172000	311 650
5006172376	311 778
5006172492	311 651
5010 347 902	131 191
5010 347 903	131 081
5010 347 905	131 059
5010 494 114	311 217
5010 531 249	311 216
5010 531 250	311 219

Vergleichsliste / Cross reference list

Vergleichs-Nr. Compare No.	Artikelnummer Article No.
-------------------------------	------------------------------

IRISBUS

787012	106 405
795135	106 914

ISUZU

1-51630-0280	290 420
1-51630-0320	290 420
1-51630-0330	290 420
1-51630-0390	290 420
1-51630-0391	290 420
1-51630-0392	290 420
5-51630-019-0	290 146
5-51630-019-1	290 146
5-51630-047-0	290 146
5-51630-047-1	290 146
5-51630-0661	290 146
5-51630-0670	290 146
9-51630-141-0	290 146
9-51630-660-0	290 146
9-51630-675-0	290 146
9-51630-675-1	290 146

IVECO

0247 1243	101 356
0247 1244	101 356
0247 1284	101 356
0248 5637	769 002
0248 7687	101 757
0249 2627	106 771
0251 2474	101 757
0251 3147	101 757
0251 3609	101 636
0251 3875	769 002
0251 4864	101 636
0446 9764	101 636
0469 1965	112 749
0471 0675	112 748
0475 8146	101 636
0485 9825	125 938
0818 8933	131 208
1004877	106 885
228189	112 082
4100 5022	125 402
4100 6921	125 939
4100 7947	125 403
4100 8880	125 940
4100 8881	131 210
4101 6574	131 060
4102 8759	115 739
4102 8760	115 739
4102 8761	115 740
4102 8762	115 740
4102 8762	115 740
4102 8763	115 743
4102 8764	115 743
4103 2334	131 625
4103 3038	131 621
4103 3039	131 377
4103 3239	131 948
4121 4700	131 377
4121 4818	131 621
4121 8432	125 889
4121 8437	131 203

Vergleichs-Nr. Compare No.	Artikelnummer Article No.
-------------------------------	------------------------------

IVECO

4121 8439	124 864
4121 8440	125 939
4121 8441	131 208
4121 8442	125 933
4121 8443	125 931
4121 8444	125 402
4121 8445	124 865
4121 8447	131 625
4122 5418	310 049
4189 1059	112 868
4200 1827	125 157
4203 4888	106 771
4203 8447	101 757
4206 5952	101 757
4206 6089	101 757
4206 6183	106 771
4206 6184	106 771
4207 0286	125 156
4208 6964	112 868
4220 7511	125 355
4255 5628	105 840
4255 5629	105 840
4691965	300 085
4697041	300 077
4700841	300 084
4726933	310 010
4744675	300 088
4750776	310 010
4758146	101 636
4759468	310 011
4829308	310 010
4829310	310 010
4835 372	290 063
4854638	300 085
500307338	115 731
500307338	115 731
500307352	115 897
500307353	115 737
500309669	290 273
500314648	311 192
500332741	115 740
500345548	311 202
500348789	105 424
500348793	115 743
500348797	115 739
500352808	115 731
500353511	115 737
500357351	310 820
500357352	310 821
500358166	311 193
500358167	311 194
500369632	131 907
500369633	131 909
500370248	290 423
500377620	000 369
500377633	000 369
500377634	000 369
500377859	115 740
500377861	115 739
500377878	115 743
500378190	131 906

Vergleichs-Nr. Compare No.	Artikelnummer Article No.
-------------------------------	------------------------------

IVECO

500379694	115 737
500379698	115 731
500387621	000 006
500389839	131 908
500389841	131 910
500396370	311 199
500398555	131 909
504000259	311 490
504014868	000 370
504043879	131 908
504043880	131 909
504043881	131 910
504043882	131 906
504043883	131 907
504043884	131 909
504049485	311 195
504051656	312 374
504052219	311 492
504052220	131 283
504052221	311 491
787012	106 405
795135	106 914
8555803	300 078
8558562	300 086
8559478	300 078
8559985	300 078
8561470	300 078
8561478	300 086
8562478	300 078
8563236	300 078
8563333	310 010
8565060	310 010
8566311	310 010
8566312	310 010
8568999	310 010
8569000	310 010
9382 6662	290 062
9710 6000	311 200
9710 6001	311 201
9710 8730	311 200
9840 8700	112 554
9840 8701	112 498
9840 8702	112 555
9840 8706	125 938
9840 8707	125 937
9840 8733	115 215
9840 8734	105 816
9841 1158	112 555
9841 1159	112 498
9841 1160	112 554
9841 1167	125 937
9841 4526	125 933
9841 4527	125 931
9841 4529	124 864
9841 4530	125 403
9841 4531	124 857
9841 5096	125 938
9841 5098	123 936
9841 5100	112 498
9841 5332	123 895
9841 5333	125 668

Vergleichsliste / Cross reference list

Vergleichs-Nr. Compare No.	Artikelnummer Article No.
IVECO	
9842 6865	123 937
9842 6866	125 388
9843 0150	124 865
9843 0151	131 255
9843 6446	125 941
9843 6447	131 148
9843 8405	280 923
9844 3387	125 932
9844 5861	131 164
9844 5872	131 220
9844 5873	131 220
9844 7153	125 935
9844 7155	125 936
9846 4210	131 206
9846 4211	131 283
9846 6168	125 403
9847 2611	105 840
9847 2734	115 731
9847 3215	115 897
9847 5501	131 203
9848 0455	125 934
9848 7778	105 840
9848 8107	124 856
9849 3596	311 198
9849 8740	125 889
9849 9500	300 023
9943 1723	280 923
9943 2849	131 245
9943 2850	131 244
9943 2852	131 111
9943 2853	131 110
9943 2914	290 274
9943 3007	105 424
9943 3008	105 424
9943 3009	105 424
9943 8144	115 215
9943 8384	115 897
9943 8514	115 731
9944 8978	311 192
9945 1728	112 555
9945 1729	112 554
9945 1732	112 498
9945 1736	123 937
9945 1738	125 388
9945 1739	123 936
9945 1740	112 498
9945 1744	131 206
9945 1745	131 283
9945 4195	105 424
9945 4196	105 424
9945 4197	105 424
9945 5909	115 897
9945 5910	115 737
9945 5937	115 731
9946 5078	125 938
9946 5079	125 937
9946 5080	125 936
9946 5083	131 164
9946 5084	125 935
9946 5087	125 941
9946 5092	311 197

Vergleichs-Nr. Compare No.	Artikelnummer Article No.
IVECO	
9946 9833	131 111
9946 9838	131 110
9946 9860	131 245
9946 9861	131 244
9947 3748	125 934
9947 3750	311 198
9947 3797	131 148
9947 3798	300 023
9947 3799	125 932
9947 4620	131 255
9947 4622	124 857
9947 4625	125 940
9947 4631	125 403
9947 4638	125 889
9947 4639	124 856
9947 4644	124 865
9947 4645	125 931
9947 4646	125 939
9947 4647	125 933
9947 4649	131 203
9947 4652	131 208
9947 4655	124 864
9947 4657	125 402
9948 3906	311 201
9948 3907	311 200
9948 4634	125 940
9948 4635	131 210
9948 5542	280 923
KAISER	
LEI 16500/500/52	123 840
LEI 180002700/52	170 191
2.376.0010.02	312 979
KÄSSBOHRER	
627 323 00 00	280 926
8.224.000.052.0	131 265
8.231.039.000	101 330
8.231.078.000	625 404
8.231.086.000	625 404
8.231.089.000	625 404
8.231.092.000	112 220
8.231.092.000 D	112 220
8.231.092.000 DG	112 220
8.231.103.000	112 080
8.231.103.000 E	112 080
8.231.104.000	625 404
8.231.106.000	625 404
8.231.116.000	112 079
8.231.116.000 E	112 079
8.231.171.000	101 618
8.231.187.000	101 618
8.231.194.000	101 330
8.231.194.000.0	101 330
8.231.204.000	112 081
8.231.204.000 C	112 081
8.231.205.000 D	101 974
8.231.213.000	101 974
8.231.213.000 D	101 974
8.231.220.000	112 082
8.231.220.000 C	112 082
8.231.241.000	106 670

Vergleichs-Nr. Compare No.	Artikelnummer Article No.
KÄSSBOHRER	
8.231.247.000	106 533
8.231.247.000 D	106 533
8.231.257.000	112 167
8.231.257.000 D	112 167
8.231.257.100 D	112 167
8.231.265.000	106 104
8.231.267.000	112 080
8.231.267.000 D	112 080
8.231.268.000	112 081
8.231.268.000 D	112 081
8.231.269.000	112 082
8.231.269.000 D	112 082
8.231.270.000	112 079
8.231.270.000 D	112 079
8.231.276.000	112 220
8.231.293.000	112 355
8.231.293.000 C	112 355
8.231.293.100	112 355
8.231.293.100 D	112 355
8.231.322.000	112 582
8.231.323.000 D	112 583
8.231.342.000	125 965
8.231.343.000	131 474
8.231.344.000	112 081
8.231.345.000	112 582
8.231.346.000	112 079
8.231.346.000 D	112 079
8.231.347.000	125 964
8.231.348.000	112 583
8.231.349.000 D	131 343
8.231.351.000	101 618
8.231.352.000	106 670
8.231.353.000	106 533
8.231.353.000 D	106 533
8.231.354.000	106 104
8.231.354.000 D	106 104
8.231.355.000	112 080
8.231.359.000	131 166
8.231.360.000	106 670
8.231.360.000 C	106 670
8.231.365.000	131 035
8.231.365.000 C	131 035
8.231.366.000	131 173
8.231.367.000.0	112 082
8.231.368.000	131 624
8.231.368.000 C	131 624
8.231.371.000	280 964
8.231.372.000	131 035
8.231.372.000.0	131 035
8.252.054.236	131 175
8.271.276.000	112 355
	112 355
KENWORTH	
K374-11	311 634
K374-16	311 634
K374-26	311 634
K374-27	311 634
665617	311 634
665903	311 633
665906	311 633

Vergleichsliste / Cross reference list

Vergleichs-Nr. Compare No.	Artikelnummer Article No.
-------------------------------	------------------------------

KENWORTH

665944	311 633
665945	311 633
70701	311 633
90045132	311 632

KRÜGER

50-902-0	123 840
90-2022	123 840
90-2227	123 840

LANGENDORF

7800	170 191
------	---------

LECINENA

196 103	170 538
---------	---------

LECITRAILER

196 103	170 538
2.376.0022.00	112 777
5180011	312 561
5180021	170 178

LEGRAS INDUSTRIES

0036114	123 439
21215742	123 840

LOHR

A 06.030.508	290 441
A 06.030.509	290 442
A 06.030.510	125 743
A 06.030.510	125 743

MACK

14QK414M	311 631
14QK414M2	311 632
5000731913	310 959
5000791059	310 959
5001857655	310 959
5010 130 401	310 962
5010 294 414	311 184
5010 294 908	311 762
5010 383 685	311 762
5010 383 693	310 962
5010 383 693-A	310 962
5010 383 694	310 962
5010 383 694-A	310 962
5010 383 697	311 184
5010 383 697 A	311 184
5010052920	310 962
5010130009	311 130
5010130401	310 962
5010130641	310 958
5010294413	310 962
5010294909	311 828
5010383050	310 962
5010383686	311 828
5010383693	310 962
5010383694	310 962
90045099	311 631
90045132	311 632

MAGIRUS-DEUTZ

0247 1243	101 356
0247 1244	101 356
0247 1284	101 356
0248 5637	769 002

Vergleichs-Nr. Compare No.	Artikelnummer Article No.
-------------------------------	------------------------------

MAGIRUS-DEUTZ

0248 7687	101 757
0249 2627	106 771
0251 2474	101 757
0251 3147	101 757
0251 3609	101 636
0251 3875	769 002
0251 4864	101 636
0446 9764	101 636
0469 1965	112 749
0471 0675	112 748
0475 8146	101 636
41891059	112 868
4203 4888	106 771
4203 8447	101 757
4206 5952	101 757
4206 6089	101 757
4206 6183	106 771
4206 6184	106 771
4208 6964	112 868
42207511	125 355
4758146	101 636
99454196	105 424
99454197	105 424
99465087	125 941
99474646	125 939
99484635	131 210

MAN

631 413 031	101 993
81.41722.6009	112 855
81.41722.6010	112 856
81.41722.6012	112 855
81.41722.6013	112 856
81.41722.6014	112 211
81.41722.6015	112 212
81.41722.6016	112 884
81.41722.6017	112 885
81.41722.6031	105 843
81.41722.6032	105 844
81.41722.6033	112 855
81.41722.6036	131 082
81.41722.6044	105 843
81.41722.6045	112 885
81.41722.6046	105 844
81.41722.6047	105 843
81.41722.6048	105 855
81.41722.6049	105 856
81.41722.6050	112 884
81.41722.6051	105 855
81.41722.6052	105 856
81.41722.6053	300 013
81.41722.6054	300 013
81.41722.6055	300 015
81.41722.6056	313 080
81.41722.6057	313 183
81.41722.6058	313 184
81.41722.6059	290 976
81.41722.6066	300 013
81.41722.6067	300 013
81.41722.6074	313 080
81.41722.6075	313 183

Vergleichs-Nr. Compare No.	Artikelnummer Article No.
-------------------------------	------------------------------

MAN

81.41722.6077	313 181
81.41722.6078	313 182
81.43701.6097	101 985
81.43701.6112	101 551
81.43701.6118	101 551
81.43701.6128	101 985
81.43701.6130	101 985
81.43701.6131	101 985
81.43701.6132	101 985
81.43701.6134	101 985
81.43701.6143	101 751
81.43701.6149	101 345
81.43701.6162	106 148
81.43701.6163	106 002
81.43701.6166	106 148
81.43701.6167	106 002
81.43701.6174	101 345
81.43701.6177	101 382
81.43701.6178	101 383
81.43701.6185	101 752
81.43701.6186	101 985
81.43701.6195	101 345
81.43701.6206	101 345
81.43701.6211	106 296
81.43701.6212	101 551
81.43701.6217	106 002
81.43701.6218	101 345
81.43701.6219	106 002
81.43701.6220	101 345
81.43701.6230	106 148
81.43701.6232	106 002
81.43701.6234	106 002
81.43701.6241	131 277
81.43701.6244	101 345
81.43701.6253	106 469
81.43701.6255	106 298
81.43701.6256	106 296
81.43701.6258	101 985
81.43701.6266	101 892
81.43701.6272	106 343
81.43701.6279	106 298
81.43701.6280	106 298
81.43701.6287	101 345
81.43701.6288	101 345
81.43701.6291	101 888
81.43701.6316	106 148
81.43701.6317	106 002
81.43701.6318	101 892
81.43701.6319	106 002
81.43701.6320	106 002
81.43701.6321	106 148
81.43701.6322	106 002
81.43701.6323	106 002
81.43701.6324	101 892
81.43701.6325	101 892
81.43701.6326	106 884
81.43701.6331	101 888
81.43701.6338	106 469
81.43701.6343	106 884
81.43701.6345	101 985
81.43701.6346	101 985

Vergleichsliste / Cross reference list

Vergleichs-Nr. Compare No.	Artikelnummer Article No.	Vergleichs-Nr. Compare No.	Artikelnummer Article No.	Vergleichs-Nr. Compare No.	Artikelnummer Article No.
MAN		MAN		MAN	
81.43701.6347	101 986	81.43701.6622	112 324	81.43701.6827	125 149
81.43701.6348	101 986	81.43701.6629	112 321	81.43701.6830	131 273
81.43701.6349	101 993	81.43701.6630	170 491	81.43701.6837	131 223
81.43701.6354	101 993	81.43701.6631	106 253	81.43701.6841	125 962
81.43701.6356	106 343	81.43701.6632	112 883	81.43701.6842	131 167
81.43701.6359	106 285	81.43701.6633	123 863	81.43701.6856	131 274
81.43701.6360	106 002	81.43701.6634	123 864	81.43701.6860	125 960
81.43701.6365	101 993	81.43701.6641	112 893	81.43701.6861	131 140
81.43701.6371	101 551	81.43701.6643	131 065	81.43701.6864	131 720
81.43701.6375	101 751	81.43701.6644	112 273	81.43701.6866	125 960
81.43701.6379	101 752	81.43701.6650	170 491	81.43701.6868	280 937
81.43701.6386	106 884	81.43701.6651	106 253	81.43701.6878	131 339
81.43701.6391	106 253	81.43701.6658	112 273	81.43701.6880	131 340
81.43701.6392	101 993	81.43701.6661	112 893	81.43701.6881	131 070
81.43701.6393	106 148	81.43701.6665	112 896	81.43701.6882	131 341
81.43701.6409	106 148	81.43701.6666	131 038	81.43701.6885	131 161
81.43701.6410	101 993	81.43701.6670	112 912	81.43701.6888	131 256
81.43701.6418	106 284	81.43701.6672	112 913	81.43701.6890	131 932
81.43701.6419	106 285	81.43701.6676	131 072	81.43701.6892	131 273
81.43701.6420	106 253	81.43701.6677	131 071	81.43701.6893	131 140
81.43701.6424	106 296	81.43701.6685	280 925	81.43701.6897	280 935
81.43701.6426	106 298	81.43701.6688	112 912	81.43701.6900	310 018
81.43701.6428	106 234	81.43701.6689	112 913	81.43701.6901	311 486
81.43701.6432	106 343	81.43701.6699	170 507	81.43701.6902	131 750
81.43701.6442	112 869	81.43701.6705	125 747	81.43701.6904	280 928
81.43701.6444	112 869	81.43701.6706	124 951	81.43701.6905	131 696
81.43701.6450	106 885	81.43701.6707	112 325	81.43701.6908	310 626
81.43701.6452	106 469	81.43701.6710	125 149	81.43701.6911	280 931
81.43701.6454	106 343	81.43701.6711	125 149	81.43701.6912	310 627
81.43701.6456	112 869	81.43701.6713	112 912	81.43701.6920	311 481
81.43701.6490	112 869	81.43701.6714	112 913	81.43701.6923	131 274
81.43701.6491	112 869	81.43701.6715	112 818	81.43701.6924	131 273
81.43701.6492	112 325	81.43701.6716	131 065	81.43701.6926	280 938
81.43701.6493	112 325	81.43701.6721	131 146	81.43701.6927	131 749
81.43701.6503	106 296	81.43701.6722	131 146	81.43701.6931	131 946
81.43701.6528	101 345	81.43701.6729	112 912	81.43701.6932	131 945
81.43701.6528	101 345	81.43701.6734	131 071	81.43701.6934	300 001
81.43701.6535	101 551	81.43701.6735	131 072	81.43701.6940	131 274
81.43701.6538	101 892	81.43701.6751	112 929	81.43701.6944	311 482
81.43701.6539	101 892	81.43701.6757	112 322	81.43701.6945	311 483
81.43701.6541	106 002	81.43701.6767	131 061	81.43701.6948	280 935
81.43701.6542	101 892	81.43701.6776	112 912	81.43701.6949	310 628
81.43701.6543	101 892	81.43701.6781	125 512	81.43701.6950	310 629
81.43701.6550	106 884	81.43701.6782	124 610	81.43701.6954	312 913
81.43701.6564	112 853	81.43701.6783	131 037	81.43701.6964	280 930
81.43701.6568	112 854	81.43701.6784	131 073	81.43701.6973	300 002
81.43701.6572	106 884	81.43701.6785	131 274	81.43701.6975	311 485
81.43701.6573	106 885	81.43701.6786	112 912	81.43701.6983	311 488
81.43701.6574	112 860	81.43701.6787	131 273	81.43701.6990	311 488
81.43701.6578	106 885	81.43701.6789	125 512	81.43701.6991	310 628
81.43701.6584	112 853	81.43701.6790	125 959	81.43701.6992	311 488
81.43701.6594	112 322	81.43701.6791	131 927	81.43701.6995	311 487
81.43701.6597	112 859	81.43701.6793	125 148	81.43702.6000	311 895
81.43701.6598	112 859	81.43701.6794	125 857	81.43702.6002	311 478
81.43701.6605	112 854	81.43701.6795	131 118	81.43702.6003	312 859
81.43701.6606	131 058	81.43701.6798	125 443	81.43702.6004	311 479
81.43701.6607	112 879	81.43701.6804	125 963	81.43702.6005	311 479
81.43701.6610	112 895	81.43701.6808	125 961	81.43702.6008	311 890
81.43701.6612	112 859	81.43701.6815	131 857	81.43702.6011	311 480
81.43701.6619	112 325	81.43701.6816	131 858	81.43702.6012	311 894
81.43701.6620	112 853	81.43701.6825	112 324	81.43702.6014	311 479

Vergleichsliste / Cross reference list

Vergleichs-Nr. Compare No.	Artikelnummer Article No.
-------------------------------	------------------------------

MAN

81.43702.6016	300 001
81.43702.6017	311 486
81.43702.6037	310 626
81.43702.6076	311 480
81.43702.6078	311 479
82.43701.6017	125 858
84.43701.6003	106 002
85.41722.6001	123 890
85.41722.6006	313 183
85.41722.6010	290 977
85.41722.6011	290 978
85.41722.6012	313 183
85.41722.6013	313 184
85.41722.6014	313 181
85.41722.6015	313 182
85.41722.6017	290 975
85.41722.6019	290 976
85.41722.6022	313 181
85.41722.6023	313 182
85.41722.6024	313 184
85.43701.6006	311 891

MECCANICA MURGIANA

9822	300 083
------	---------

MENCI

2461	300 071
------	---------

MERCEDES-BENZ

A 000 240 23 48	101 315
A 000 323 74 00	398 001
A 000 323 97 00	385 201
A 000 323 98 00	398 001
A 000 326 46 00	724 004
A 000 326 88 00	724 004
A 000 463 59 32	200 341
A 000 463 61 32	200 341
A 000 463 62 32	200 341
A 000 463 64 32	200 341
A 000 891 02 05	195 423
A 000 891 03 05	195 422
A 000 891 05 05	195 422
A 000 891 07 05	762 001
A 000 891 08 05	195 423
A 000 891 10 05	195 422
A 000 891 14 05	101 155
A 000 891 16 05	101 155
A 000 891 20 05	101 388
A 000 891 22 05	313 424
A 001 323 03 00	310 800
A 001 323 11 00	112 028
A 001 323 17 00	897 001
A 001 323 19 00	195 422
A 001 323 27 00	975 001
A 001 323 28 00	976 001
A 001 323 34 00	106 954
A 001 323 51 00	101 169
A 001 323 68 00	112 871
A 001 323 75 00	112 025
A 001 323 76 00	897 001
A 001 323 79 00	897 001
A 001 323 82 00	106 954

Vergleichs-Nr. Compare No.	Artikelnummer Article No.
-------------------------------	------------------------------

MERCEDES-BENZ

A 001 326 08 00	310 776
A 001 326 20 00	101 161
A 001 326 21 00	106 893
A 001 326 26 00	101 162
A 001 326 28 00	106 893
A 001 326 29 00	310 776
A 001 326 33 00	605 001
A 001 326 41 00	106 592
A 001 326 46 00	106 950
A 001 326 54 00	106 164
A 001 326 57 00	725 002
A 001 326 66 00	605 001
A 001 326 68 00	101 159
A 001 326 71 00	101 165
A 001 326 77 00	723 101
A 001 326 79 00	724 004
A 001 326 83 00	723 101
A 001 326 88 00	725 002
A 001 326 93 00	799 001
A 001 326 96 00	106 951
A 002 323 00 00	310 800
A 002 323 01 00	310 800
A 002 323 03 00	310 800
A 002 323 06 00	106 954
A 002 323 10 00	112 028
A 002 323 11 00	112 028
A 002 323 13 00	106 954
A 002 323 15 00	310 779
A 002 323 16 00	310 777
A 002 323 25 00	790 001
A 002 323 27 00	723 101
A 002 323 34 00	106 954
A 002 323 38 00	112 025
A 002 323 42 00	112 422
A 002 323 50 00	790 001
A 002 323 53 00	310 779
A 002 323 54 00	310 777
A 002 323 58 00	310 798
A 002 323 59 00	310 798
A 002 323 62 00	101 169
A 002 323 65 00	112 422
A 002 323 66 00	101 159
A 002 323 69 00	112 939
A 002 323 72 00	310 772
A 002 323 73 00	310 772
A 002 323 76 00	112 871
A 002 323 79 00	112 871
A 002 323 80 00	310 776
A 002 323 84 00	112 871
A 002 323 86 00	112 027
A 002 323 87 00	112 027
A 002 323 93 00	131 194
A 002 323 94 00	725 002
A 002 323 95 00	723 101
A 002 323 96 00	725 002
A 002 323 97 00	723 101
A 002 326 02 00	106 592
A 002 326 10 00	106 950
A 002 326 11 00	112 026
A 002 326 12 00	101 076
A 002 326 13 00	112 026

Vergleichs-Nr. Compare No.	Artikelnummer Article No.
-------------------------------	------------------------------

MERCEDES-BENZ

A 002 326 14 00	101 076
A 002 326 19 00	725 002
A 002 326 20 00	101 161
A 002 326 21 00	101 162
A 002 326 22 00	106 893
A 002 326 23 00	106 893
A 002 326 24 00	101 165
A 002 326 25 00	310 776
A 002 326 26 00	725 002
A 002 326 27 00	725 002
A 002 326 29 00	101 242
A 002 326 30 00	101 243
A 002 326 35 00	101 242
A 002 326 36 00	101 243
A 002 326 40 00	106 893
A 002 326 41 00	310 776
A 002 326 45 00	101 324
A 002 326 46 00	106 946
A 002 326 47 00	106 946
A 002 326 48 00	106 951
A 002 326 49 00	106 951
A 002 326 50 00	101 323
A 002 326 51 00	101 324
A 002 326 52 00	790 001
A 002 326 53 00	112 872
A 002 326 54 00	112 872
A 002 326 55 00	101 323
A 002 326 60 00	112 930
A 002 326 62 00	310 793
A 002 326 63 00	310 793
A 002 326 67 00	101 412
A 002 326 71 00	106 948
A 002 326 72 00	106 948
A 002 326 74 00	646 002
A 002 326 76 00	646 002
A 002 326 88 00	310 801
A 002 326 89 00	310 801
A 002 326 92 00	101 810
A 002 326 93 00	101 810
A 002 326 94 00	112 025
A 002 326 95 00	310 798
A 002 326 98 00	112 872
A 002 326 99 00	112 872
A 003 323 01 00	310 800
A 003 323 03 00	310 800
A 003 323 10 00	112 028
A 003 323 13 00	131 194
A 003 323 15 00	131 194
A 003 323 22 00	131 306
A 003 323 23 00	131 306
A 003 323 24 00	106 038
A 003 323 30 00	106 860
A 003 323 31 00	106 860
A 003 323 32 00	310 789
A 003 323 33 00	310 789
A 003 323 34 00	106 860
A 003 323 36 00	290 235
A 003 323 40 00	106 038
A 003 323 42 00	101 990
A 003 323 45 00	723 101
A 003 323 47 00	106 140

Vergleichsliste / Cross reference list

Vergleichs-Nr. Compare No.	Artikelnummer Article No.
-------------------------------	------------------------------

MERCEDES-BENZ

A 003 323 52 00	280 965
A 003 323 53 00	101 990
A 003 323 55 00	725 002
A 003 323 58 00	725 002
A 003 323 59 00	106 163
A 003 323 60 00	106 163
A 003 323 61 00	106 164
A 003 323 64 00	106 164
A 003 323 65 00	310 795
A 003 323 66 00	310 795
A 003 323 67 00	106 865
A 003 323 68 00	106 865
A 003 323 70 00	310 778
A 003 323 71 00	310 803
A 003 323 72 00	310 803
A 003 323 73 00	101 990
A 003 323 74 00	310 776
A 003 323 84 00	112 931
A 003 323 85 00	112 931
A 003 323 88 00	106 830
A 003 323 89 00	106 830
A 003 323 90 00	106 871
A 003 323 91 00	106 871
A 003 323 92 00	310 778
A 003 323 93 00	310 778
A 003 323 97 00	310 772
A 003 323 98 00	106 754
A 003 323 99 00	106 754
A 003 326 00 00	131 432
A 003 326 02 00	310 798
A 003 326 06 00	101 165
A 003 326 11 00	646 002
A 003 326 14 00	106 757
A 003 326 15 00	106 757
A 003 326 18 00	310 790
A 003 326 21 00	106 220
A 003 326 22 00	106 220
A 003 326 23 00	106 861
A 003 326 24 00	106 861
A 003 326 25 00	106 746
A 003 326 26 00	106 746
A 003 326 29 00	106 742
A 003 326 30 00	106 742
A 003 326 32 00	112 025
A 003 326 33 00	310 790
A 003 326 34 00	310 776
A 003 326 35 00	310 776
A 003 326 36 00	112 422
A 003 326 38 00	106 875
A 003 326 39 00	106 875
A 003 326 42 00	106 220
A 003 326 43 00	106 861
A 003 326 44 00	310 801
A 003 326 45 00	106 946
A 003 326 47 00	112 930
A 003 326 48 00	106 746
A 003 326 50 00	101 810
A 003 326 51 00	106 592
A 003 326 74 00	101 323
A 003 326 75 00	106 893
A 003 326 76 00	112 025

Vergleichs-Nr. Compare No.	Artikelnummer Article No.
-------------------------------	------------------------------

MERCEDES-BENZ

A 003 326 77 00	310 798
A 003 326 82 00	106 861
A 003 326 83 00	112 026
A 003 326 85 00	310 793
A 003 326 87 00	112 872
A 003 326 89 00	310 782
A 003 326 90 00	310 790
A 003 326 92 00	106 946
A 003 326 94 00	131 225
A 003 326 95 00	106 951
A 003 326 96 00	106 948
A 003 326 99 00	106 950
A 004 323 00 00	310 798
A 004 323 01 00	310 803
A 004 323 26 00	125 673
A 004 323 27 00	125 673
A 004 323 33 00	112 871
A 004 323 34 00	310 795
A 004 323 36 00	112 028
A 004 323 37 00	106 830
A 004 323 41 00	106 865
A 004 323 43 00	310 779
A 004 323 44 00	310 772
A 004 323 45 00	310 798
A 004 323 46 00	310 803
A 004 323 47 00	106 860
A 004 323 49 00	310 777
A 004 323 52 00	112 027
A 004 323 53 00	106 871
A 004 323 55 00	310 800
A 004 323 57 00	106 754
A 004 323 58 00	106 795
A 004 323 59 00	310 792
A 004 323 60 00	897 001
A 004 323 61 00	310 779
A 004 323 62 00	106 954
A 004 323 64 00	112 027
A 004 323 65 00	112 028
A 004 323 67 00	310 795
A 004 323 68 00	106 865
A 004 323 70 00	106 871
A 004 323 71 00	112 871
A 004 323 74 00	112 025
A 004 323 75 00	106 954
A 004 323 76 00	106 871
A 004 323 87 00	112 369
A 004 323 88 00	112 370
A 004 323 89 00	112 370
A 004 323 92 00	310 789
A 004 323 96 00	310 799
A 004 323 97 00	310 772
A 004 323 98 00	310 772
A 004 323 99 00	125 150
A 004 326 02 00	106 875
A 004 326 03 00	112 872
A 004 326 06 00	106 992
A 004 326 07 00	106 993
A 004 326 13 00	310 775
A 004 326 18 00	106 951
A 004 326 23 00	106 887
A 004 326 24 00	106 887

Vergleichs-Nr. Compare No.	Artikelnummer Article No.
-------------------------------	------------------------------

MERCEDES-BENZ

A 004 326 25 00	131 106
A 004 326 28 00	310 790
A 004 326 29 00	310 782
A 004 326 43 00	106 887
A 004 326 47 00	106 220
A 004 326 58 00	310 794
A 004 326 59 00	310 794
A 004 326 64 00	124 882
A 004 326 65 00	124 882
A 004 326 66 00	131 221
A 004 326 67 00	131 034
A 004 326 68 00	106 757
A 004 326 69 00	106 757
A 004 326 70 00	310 794
A 004 326 73 00	131 221
A 004 326 99 00	131 534
A 005 323 02 00	112 370
A 005 323 03 00	112 370
A 005 323 07 00	310 806
A 005 323 08 00	112 369
A 005 323 09 00	112 370
A 005 323 10 00	112 878
A 005 323 14 00	112 422
A 005 323 17 00	131 079
A 005 323 18 00	112 928
A 005 323 19 00	112 370
A 005 323 24 00	313 612
A 005 323 24 00	313 612
A 005 323 26 00	125 762
A 005 323 27 00	123 908
A 005 323 28 00	112 939
A 005 323 40 00	310 802
A 005 323 41 00	310 802
A 005 323 51 00	131 112
A 005 323 54 00	131 112
A 005 323 59 00	125 045
A 005 323 60 00	131 431
A 005 323 61 00	125 045
A 005 323 63 00	125 045
A 005 323 64 00	131 112
A 005 323 65 00	131 431
A 005 323 67 00	131 113
A 005 323 69 00	131 113
A 005 323 91 00	310 804
A 005 323 95 00	310 805
A 005 323 95 00	310 805
A 005 323 96 00	124 678
A 005 323 97 00	125 898
A 005 323 99 00	310 807
A 005 326 09 00	124 567
A 005 326 10 00	124 313
A 005 326 11 00	124 359
A 005 326 12 00	124 360
A 005 326 14 00	124 376
A 005 326 16 00	125 277
A 005 326 20 00	310 793
A 005 326 22 00	310 162
A 005 326 24 00	131 855
A 005 326 25 00	124 361
A 005 326 26 00	131 856
A 005 326 29 00	106 832

Vergleichsliste / Cross reference list

Vergleichs-Nr. Compare No.	Artikelnummer Article No.
-------------------------------	------------------------------

MERCEDES-BENZ

A 005 326 31 00	106 861
A 005 326 33 00	125 908
A 005 326 34 00	311 191
A 005 326 35 00	101 467
A 005 326 36 00	310 781
A 005 326 39 00	131 202
A 005 326 42 00	131 183
A 005 326 45 00	310 791
A 005 326 46 00	106 776
A 005 326 49 00	131 181
A 005 326 57 00	124 567
A 005 326 58 00	124 567
A 005 326 59 00	124 567
A 005 326 60 00	124 638
A 005 326 61 00	131 853
A 005 326 62 00	131 852
A 005 326 63 00	124 567
A 005 326 64 00	124 638
A 005 326 66 00	124 638
A 005 326 67 00	300 019
A 005 326 68 00	280 940
A 005 326 69 00	311 668
A 005 326 71 00	131 467
A 005 326 73 00	310 617
A 005 326 74 00	131 623
A 005 326 80 00	300 021
A 005 326 88 00	311 644
A 005 326 89 00	112 937
A 005 326 90 00	310 790
A 005 326 91 00	310 782
A 005 326 97 00	300 019
A 005 326 98 00	311 668
A 006 323 07 00	310 772
A 006 323 08 00	310 803
A 006 323 09 00	310 789
A 006 323 10 00	311 234
A 006 323 11 00	311 234
A 006 323 13 00	131 638
A 006 323 14 00	131 854
A 006 323 16 00	124 358
A 006 323 17 00	112 862
A 006 323 20 00	290 235
A 006 323 21 00	125 898
A 006 323 22 00	131 174
A 006 323 25 00	131 194
A 006 323 27 00	106 790
A 006 323 28 00	310 771
A 006 323 30 00	310 780
A 006 323 33 00	124 639
A 006 323 34 00	310 769
A 006 323 35 00	131 163
A 006 323 37 00	310 805
A 006 323 39 00	124 639
A 006 323 40 00	124 639
A 006 323 42 00	123 908
A 006 323 44 00	131 162
A 006 323 45 00	290 242
A 006 323 46 00	311 185
A 006 323 51 00	131 056
A 006 323 51 00	131 944
A 006 323 54 00	131 622

Vergleichs-Nr. Compare No.	Artikelnummer Article No.
-------------------------------	------------------------------

MERCEDES-BENZ

A 006 323 60 00	131 944
A 006 323 61 00	310 805
A 006 323 61 00	310 805
A 006 323 65 00	131 747
A 006 323 71 00	131 747
A 006 323 72 00	125 898
A 006 323 73 00	124 678
A 006 323 74 00	124 639
A 006 323 75 00	310 792
A 006 323 78 00	131 944
A 006 323 79 00	131 944
A 006 323 82 00	310 769
A 006 323 83 00	310 807
A 006 323 83 00	310 807
A 006 323 84 00	290 007
A 006 323 92 00	312 041
A 006 323 95 00	310 163
A 006 323 97 00	310 769
A 006 323 98 00	290 007
A 006 326 00 00	310 617
A 006 326 01 00	131 623
A 006 326 02 00	300 021
A 006 326 03 00	311 644
A 006 326 04 00	311 669
A 006 326 05 00	124 376
A 006 326 10 00	311 668
A 006 326 11 00	311 665
A 006 326 12 00	311 644
A 006 326 24 00	124 638
A 006 326 29 00	280 940
A 006 326 30 00	310 162
A 006 326 31 00	124 359
A 006 326 60 00	124 361
A 006 326 67 00	124 567
A 006 326 68 00	124 638
A 006 326 69 00	106 776
A 006 326 71 00	311 666
A 006 326 73 00	131 748
A 006 326 75 00	131 202
A 006 326 78 00	310 791
A 006 326 79 00	131 181
A 006 326 81 00	131 929
A 006 326 82 00	125 912
A 006 326 84 00	605 001
A 006 326 88 00	131 106
A 006 326 90 00	131 432
A 007 323 04 00	312 041
A 007 323 05 00	312 043
A 007 323 08 00	300 018
A 007 323 14 00	124 678
A 007 323 21 00	290 235
A 300 326 00 00	310 776
A 300 326 01 00	310 776
A 300 326 02 00	310 776
A 300 326 03 00	310 776
A 300 326 04 00	106 893
A 300 326 05 00	310 776
A 301 240 00 48	101 315
A 301 240 01 48	101 352
A 301 323 00 00	310 776
A 301 323 01 00	310 776

Vergleichs-Nr. Compare No.	Artikelnummer Article No.
-------------------------------	------------------------------

MERCEDES-BENZ

A 302 320 02 30	310 776
A 302 323 00 00	101 169
A 302 323 03 00	112 422
A 302 326 00 00	101 161
A 302 326 01 00	101 162
A 302 326 02 00	106 893
A 302 326 03 00	106 893
A 302 326 05 00	310 776
A 307 323 00 00	101 159
A 307 323 01 00	101 159
A 307 323 02 00	106 140
A 307 323 04 00	310 790
A 307 326 00 00	101 165
A 307 326 01 00	310 790
A 307 326 02 00	106 795
A 307 326 03 00	101 412
A 307 326 04 00	101 165
A 307 326 04 00	310 790
A 314 323 03 00	780 001
A 314 323 05 00	780 001
A 314 323 06 00	780 001
A 314 323 07 00	780 001
A 314 323 08 00	101 455
A 314 323 09 00	101 455
A 314 326 01 00	725 002
A 314 326 02 00	725 002
A 314 326 04 00	725 002
A 314 326 05 00	725 002
A 314 326 06 00	725 002
A 317 326 01 00	310 776
A 318 323 03 00	101 980
A 318 323 04 00	101 980
A 318 326 00 00	367 206
A 318 326 05 00	367 206
A 345 326 75 00	106 950
A 356 320 00 31	124 272
A 356 323 02 00	124 876
A 356 323 05 00	124 876
A 356 326 00 00	124 272
A 356 326 07 00	124 272
A 357 320 00 31	310 782
A 357 320 01 31	310 790
A 357 320 03 31	131 122
A 357 320 04 31	112 937
A 357 323 00 00	131 944
A 357 323 03 00	112 912
A 357 323 04 00	112 912
A 357 323 05 00	125 165
A 357 323 06 00	125 165
A 357 326 00 00	310 782
A 357 326 01 00	310 792
A 357 326 02 00	131 122
A 357 326 03 00	112 937
A 364 320 70 31	101 161
A 373 320 00 30	112 422
A 373 320 00 31	106 893
A 373 320 02 30	112 422
A 373 323 72 00	112 422
A 373 326 73 00	106 893
A 375 323 00 00	131 056
A 375 323 00 00	131 944

Vergleichsliste / Cross reference list

Vergleichs-Nr. Compare No.	Artikelnummer Article No.
-------------------------------	------------------------------

MERCEDES-BENZ

A 375 323 01 00	125 898
A 375 890 04 19	290 251
A 375 890 05 19	290 995
A 375 890 08 19	290 996
A 375 890 09 19	290 251
A 381 326 02 00	106 948
A 381 326 04 00	131 225
A 381 890 07 19	101 329
A 381 890 09 19	101 329
A 382 323 01 00	131 828
A 385 326 00 00	790 001
A 385 326 01 00	106 946
A 385 326 02 00	106 951
A 385 326 04 00	131 432
A 387 326 00 00	112 026
A 387 326 01 00	101 076
A 387 326 02 00	101 243
A 387 326 03 00	101 243
A 387 890 10 19	101 329
A 387 890 12 19	101 327
A 387 890 13 19	101 329
A 387 890 15 19	101 327
A 387 890 16 19	101 329
A 391 326 01 00	101 242
A 393 326 00 00	799 001
A 396 320 00 30	310 792
A 404 323 00 00	112 457
A 404 323 01 00	112 457
A 406 323 00 00	112 457
A 406 323 02 00	112 457
A 601 320 00 30	101 496
A 601 320 01 30	101 496
A 601 320 02 30	101 597
A 601 320 03 30	101 597
A 601 320 04 30	101 597
A 601 320 04 31	101 497
A 601 320 06 31	101 497
A 601 320 07 30	101 496
A 601 320 08 31	101 497
A 601 320 12 31	101 497
A 602 320 03 30	124 411
A 602 320 04 31	101 498
A 602 320 05 31	310 770
A 602 320 06 31	101 498
A 602 320 07 31	310 770
A 602 320 08 31	310 770
A 602 320 11 31	124 410
A 602 320 12 31	101 498
A 603 320 00 31	101 102
A 603 320 01 31	101 102
A 603 320 02 30	791 002
A 603 320 03 30	791 002
A 611 320 00 31	106 214
A 611 320 01 31	106 214
A 611 320 02 31	106 214
A 611 320 03 30	106 322
A 611 320 04 30	106 322
A 611 320 05 31	106 214
A 611 320 06 31	106 214
A 611 320 07 31	106 214
A 611 320 08 30	106 322

Vergleichs-Nr. Compare No.	Artikelnummer Article No.
-------------------------------	------------------------------

MERCEDES-BENZ

A 611 320 09 30	106 322
A 617 326 00 00	106 757
A 620 326 00 00	106 220
A 620 890 00 19	106 783
A 620 890 01 19	106 783
A 620 890 02 19	125 178
A 620 890 03 19	125 178
A 621 326 00 00	106 861
A 623 326 00 00	112 930
A 624 890 01 19	112 563
A 628 323 01 00	131 828
A 628 323 02 00	131 828
A 628 323 04 00	131 828
A 628 326 07 00	131 532
A 628 326 08 00	290 991
A 629 323 00 00	280 966
A 629 326 00 00	300 091
A 629 326 01 00	300 091
A 631 320 09 31	112 098
A 631 320 10 31	112 099
A 631 320 13 30	112 096
A 631 320 14 30	112 097
A 631 320 16 30	112 096
A 631 320 17 30	112 097
A 631 326 03 00	112 098
A 631 326 04 00	112 099
A 638 320 03 13	310 016
A 638 320 06 13	310 016
A 638 320 07 13	310 016
A 638 320 08 13	310 016
A 638 320 09 13	310 016
A 638 320 10 13	310 016
A 638 320 11 13	310 016
A 638 320 13 13	310 016
A 638 326 07 00	313 970
A 638 326 08 00	290 043
A 638 326 11 00	290 043
A 638 326 11 00	290 043
A 638 326 12 00	290 043
A 639 320 15 13	311 645
A 639 320 18 13	311 645
A 639 320 19 13	311 645
A 639 320 21 13	311 645
A 639 320 22 13	311 645
A 639 320 26 13	311 645
A 639 320 27 13	311 645
A 639 320 35 13	311 645
A 639 320 36 13	311 645
A 639 326 03 00	311 646
A 639 326 08 00	311 647
A 639 326 09 00	311 647
A 639 326 10 00	311 648
A 639 326 21 00	311 646
A 639 326 24 00	311 647
A 639 326 25 00	311 648
A 645 320 00 31	106 220
A 645 326 00 00	106 220
A 646 326 00 00	106 861
A 648 326 00 00	131 106
A 652 320 00 31	106 757
A 658 320 00 31	131 221

Vergleichs-Nr. Compare No.	Artikelnummer Article No.
-------------------------------	------------------------------

MERCEDES-BENZ

A 661 326 32 00	112 098
A 673 317 01 03	106 323
A 673 317 02 03	106 323
A 673 317 03 03	106 323
A 673 323 00 00	106 790
A 673 323 04 00	311 234
A 673 323 05 00	310 780
A 673 323 06 00	106 790
A 673 323 07 00	310 771
A 673 323 08 00	311 234
A 673 323 09 00	310 771
A 673 326 00 00	106 832
A 673 326 11 00	106 832
A 673 326 12 00	310 781
A 673 326 13 00	106 832
A 673 326 14 00	310 781
A 674 317 00 03	106 324
A 674 317 01 03	106 324
A 674 323 00 00	311 234
A 674 323 01 00	310 771
A 674 323 02 00	311 234
A 674 323 03 00	310 771
A 674 323 05 00	311 234
A 674 323 06 00	311 234
A 674 323 07 00	131 638
A 674 326 12 00	131 183
A 674 326 13 00	131 183
A 674 326 14 00	310 781
A 675 323 04 00	311 234
A 675 323 05 00	310 780
A 675 323 06 00	112 862
A 675 323 07 00	310 780
A 675 323 08 00	112 862
A 675 323 10 00	112 862
A 675 326 00 00	310 791
A 675 326 04 00	310 791
A 675 326 05 00	106 776
A 675 326 06 00	310 791
A 675 326 07 00	106 776
A 675 326 23 00	131 202
A 690 320 71 30	115 906
A 901 320 00 31	290 377
A 901 320 02 30	115 906
A 901 320 02 31	290 377
A 901 320 03 30	115 906
A 901 320 04 31	290 377
A 901 320 06 31	290 377
A 901 320 07 31	290 377
A 901 320 08 30	115 906
A 901 320 08 31	290 379
A 901 320 13 30	115 906
A 901 320 14 30	115 906
A 901 320 15 30	115 906
A 901 320 18 30	115 906
A 901 320 20 30	115 906
A 901 320 21 30	115 906
A 901 320 22 30	115 906
A 901 320 29 30	115 906
A 903 320 01 30	115 906
A 903 320 01 31	290 378
A 903 320 02 30	115 906

Vergleichsliste / Cross reference list

Vergleichs-Nr. Compare No.	Artikelnummer Article No.
-------------------------------	------------------------------

MERCEDES-BENZ

A 903 320 03 30	115 907
A 903 320 05 30	115 907
A 904 320 01 31	124 654
A 904 320 02 31	124 654
A 904 320 03 31	290 955
A 904 320 07 30	115 904
A 904 320 08 30	115 904
A 904 320 13 30	115 904
A 904 320 14 30	115 904
A 904 320 16 30	115 904
A 904 320 18 30	115 904
A 904 320 19 30	115 904
A 904 320 23 30	115 905
A 904 320 25 30	115 905
A 904 320 26 30	115 904
A 904 326 01 00	124 654
A 905 320 00 30	310 768
A 940 890 02 19	135 279
A 940 890 03 19	135 280
A 940 890 05 19	280 939
A 940 890 08 19	135 066
A 940 890 09 19	135 066
A 940 890 10 19	280 939
A 940 890 13 19	135 066
A 940 890 15 19	135 066
A 940 890 18 19	311 889
A 940 890 38 19	290 251
A 940 890 39 19	290 995
A 940 890 41 19	290 995
A 940 890 45 19	290 996
A 940 890 46 19	290 996
A 940 890 47 19	290 251
A 942 890 04 19	290 245
A 942 890 05 19	290 268
A 942 890 11 19	290 246
A 942 890 15 19	290 245
A 942 890 16 19	290 247
A 942 890 17 19	290 247
A 942 890 23 19	105 423
A 942 890 28 19	131 850
A 942 890 29 19	105 392
A 942 890 31 19	105 423
A 942 890 35 19	290 246
A 942 890 36 19	290 247
A 942 890 36 19	290 247
A 942 890 38 19	290 257
A 942 890 39 19	290 257
A 942 890 47 19	131 275
A 942 890 49 19	290 258
A 942 890 50 19	290 259
A 942 890 51 19	290 259
A 942 890 52 19	105 408
A 942 890 54 19	290 250
A 942 890 55 19	290 248
A 942 890 56 19	290 249
A 942 890 59 19	311 663
A 942 890 60 19	311 189
A 942 890 61 19	311 664
A 943 890 01 19	290 248
A 943 890 02 19	290 249
A 943 890 03 19	290 250

Vergleichs-Nr. Compare No.	Artikelnummer Article No.
-------------------------------	------------------------------

MERCEDES-BENZ

A 943 890 05 19	290 246
A 943 890 08 19	105 423
A 943 890 09 19	105 423
A 943 890 10 19	290 247
A 943 890 11 19	290 247
A 943 890 12 19	290 257
A 943 890 13 19	290 257
A 943 890 14 19	105 423
A 943 890 15 19	105 423
A 943 890 23 19	290 246
A 943 890 24 19	290 245
A 943 890 29 19	312 645
A 943 890 30 19	312 645
A 943 890 31 19	312 647
A 943 890 32 19	312 647
A 943 890 33 19	312 646
A 943 890 34 19	312 646
A 943 890 35 19	312 648
A 943 890 38 19	311 663
A 943 890 39 19	311 189
A 943 890 46 19	312 651
A 943 890 49 19	312 651
A 943 890 50 19	312 649
A 946 326 05 00	310 134
A 946 326 07 00	310 135
A 958 317 03 03	311 888
A 958 317 04 03	135 066
A 958 317 05 03	131 676
A 958 317 06 03	131 726
A 958 317 07 03	290 268
A 958 317 10 03	290 251
A 958 317 11 03	290 251
A 958 317 15 03	290 996
A 958 317 21 03	290 995
A 958 323 03 00	300 018
A 958 323 04 00	300 018
A 958 323 05 00	125 898
A 958 323 06 00	131 747
A 958 323 07 00	131 747
A 958 323 08 00	124 678
A 958 323 09 00	124 678
A 958 323 10 00	131 747
A 958 323 12 00	131 747
A 958 326 01 00	125 912
A 958 326 04 00	124 567
A 958 326 05 00	125 908
A 958 326 06 00	124 638
A 958 326 07 00	124 638
A 958 326 08 00	125 908
A 958 326 09 00	124 567
A 970 317 01 03	135 180
A 970 317 06 03	135 281
A 970 317 17 03	131 676
A 970 317 18 03	131 726
A 970 317 26 03	135 279
A 970 317 27 03	135 280
A 970 317 29 03	311 888
A 970 317 30 03	135 180
A 970 317 31 03	135 180
A 970 317 32 03	135 180
A 970 317 36 03	135 279

Vergleichs-Nr. Compare No.	Artikelnummer Article No.
-------------------------------	------------------------------

MERCEDES-BENZ

A 970 317 37 03	135 280
A 970 317 38 03	135 281
A 970 317 39 03	311 888
A 970 317 41 03	131 676
A 970 317 42 03	131 726
A 970 317 44 03	135 279
A 970 317 45 03	135 280
A 970 317 46 03	135 281
A 970 317 47 03	311 888
A 970 317 50 03	135 180
A 970 323 00 00	280 929
A 970 323 00 00	280 929
A 970 323 03 00	280 929
A 970 323 03 00	280 929
A 970 323 07 00	280 929
A 970 323 10 00	280 929
A 970 326 00 00	125 911
A 970 326 01 00	131 739
A 970 326 02 00	125 911
A 970 326 04 00	125 912
A 970 326 07 00	311 186
A 972 323 01 00	131 950
A 972 323 03 00	131 950
A 972 326 00 00	131 929
A 972 326 02 00	131 929
A 974 323 00 00	125 909
A 974 323 06 00	125 909
A 974 323 11 00	300 022
A 974 323 13 00	300 018
A 974 326 00 00	125 912
A 974 326 01 00	131 748
A 974 326 04 00	125 912
A 974 326 10 00	311 666
A 975 323 00 00	125 909
000 240 23 48	101 315
000 323 74 00	398 001
000 323 97 00	385 201
000 323 98 00	398 001
000 326 46 00	724 004
000 326 88 00	724 004
000 463 59 32	200 341
000 463 61 32	200 341
000 463 62 32	200 341
000 463 64 32	200 341
000 891 02 05	195 423
000 891 03 05	195 422
000 891 05 05	195 422
000 891 07 05	762 001
000 891 08 05	195 423
000 891 10 05	195 422
000 891 14 05	101 155
000 891 16 05	101 155
000 891 20 05	101 388
000 891 22 05	313 424
001 323 03 00	310 800
001 323 11 00	112 028
001 323 17 00	897 001
001 323 19 00	195 422
001 323 27 00	975 001
001 323 28 00	976 001
001 323 34 00	106 954

Vergleichsliste / Cross reference list

Vergleichs-Nr. Compare No.	Artikelnummer Article No.
-------------------------------	------------------------------

MERCEDES-BENZ

001 323 51 00	101 169
001 323 68 00	112 871
001 323 75 00	112 025
001 323 76 00	897 001
001 323 79 00	897 001
001 323 82 00	106 954
001 326 08 00	310 776
001 326 20 00	101 161
001 326 21 00	106 893
001 326 26 00	101 162
001 326 28 00	106 893
001 326 29 00	310 776
001 326 33 00	605 001
001 326 41 00	106 592
001 326 46 00	106 950
001 326 54 00	106 164
001 326 57 00	725 002
001 326 66 00	605 001
001 326 68 00	101 159
001 326 71 00	101 165
001 326 77 00	723 101
001 326 79 00	724 004
001 326 83 00	723 101
001 326 88 00	725 002
001 326 93 00	799 001
001 326 96 00	106 951
002 323 00 00	310 800
002 323 01 00	310 800
002 323 03 00	310 800
002 323 06 00	106 954
002 323 10 00	112 028
002 323 11 00	112 028
002 323 13 00	106 954
002 323 15 00	310 779
002 323 16 00	310 777
002 323 25 00	790 001
002 323 27 00	723 101
002 323 34 00	106 954
002 323 38 00	112 025
002 323 42 00	112 422
002 323 50 00	790 001
002 323 53 00	310 779
002 323 54 00	310 777
002 323 58 00	310 798
002 323 59 00	310 798
002 323 62 00	101 169
002 323 65 00	112 422
002 323 66 00	101 159
002 323 69 00	112 939
002 323 72 00	310 772
002 323 73 00	310 772
002 323 76 00	112 871
002 323 79 00	112 871
002 323 80 00	310 776
002 323 84 00	112 871
002 323 86 00	112 027
002 323 87 00	112 027
002 323 93 00	131 194
002 323 94 00	725 002
002 323 95 00	723 101
002 323 96 00	725 002

Vergleichs-Nr. Compare No.	Artikelnummer Article No.
-------------------------------	------------------------------

MERCEDES-BENZ

002 323 97 00	723 101
002 326 02 00	106 592
002 326 10 00	106 950
002 326 11 00	112 026
002 326 12 00	101 076
002 326 13 00	112 026
002 326 14 00	101 076
002 326 19 00	725 002
002 326 20 00	101 161
002 326 21 00	101 162
002 326 22 00	106 893
002 326 23 00	106 893
002 326 24 00	101 165
002 326 25 00	310 776
002 326 26 00	725 002
002 326 27 00	725 002
002 326 29 00	101 242
002 326 30 00	101 243
002 326 35 00	101 242
002 326 36 00	101 243
002 326 40 00	106 893
002 326 41 00	310 776
002 326 45 00	101 324
002 326 46 00	106 946
002 326 47 00	106 946
002 326 48 00	106 951
002 326 49 00	106 951
002 326 50 00	101 323
002 326 51 00	101 324
002 326 52 00	790 001
002 326 53 00	112 872
002 326 54 00	112 872
002 326 55 00	101 323
002 326 60 00	112 930
002 326 62 00	310 793
002 326 63 00	310 793
002 326 67 00	101 412
002 326 71 00	106 948
002 326 72 00	106 948
002 326 74 00	646 002
002 326 76 00	646 002
002 326 88 00	310 801
002 326 89 00	310 801
002 326 92 00	101 810
002 326 93 00	101 810
002 326 94 00	112 025
002 326 95 00	310 798
002 326 98 00	112 872
002 326 99 00	112 872
003 323 01 00	310 800
003 323 03 00	310 800
003 323 10 00	112 028
003 323 13 00	131 194
003 323 15 00	131 194
003 323 22 00	131 306
003 323 23 00	131 306
003 323 24 00	106 038
003 323 30 00	106 860
003 323 31 00	106 860
003 323 32 00	310 789
003 323 33 00	310 789

Vergleichs-Nr. Compare No.	Artikelnummer Article No.
-------------------------------	------------------------------

MERCEDES-BENZ

003 323 34 00	106 860
003 323 36 00	290 235
003 323 40 00	106 038
003 323 42 00	101 990
003 323 45 00	723 101
003 323 47 00	106 140
003 323 52 00	280 965
003 323 53 00	101 990
003 323 55 00	725 002
003 323 58 00	725 002
003 323 59 00	106 163
003 323 60 00	106 163
003 323 61 00	106 164
003 323 64 00	106 164
003 323 65 00	310 795
003 323 66 00	310 795
003 323 67 00	106 865
003 323 68 00	106 865
003 323 70 00	310 778
003 323 71 00	310 803
003 323 72 00	310 803
003 323 73 00	101 990
003 323 74 00	310 776
003 323 84 00	112 931
003 323 85 00	112 931
003 323 88 00	106 830
003 323 89 00	106 830
003 323 90 00	106 871
003 323 91 00	106 871
003 323 92 00	310 778
003 323 93 00	310 778
003 323 97 00	310 772
003 323 98 00	106 754
003 323 99 00	106 754
003 326 00 00	131 432
003 326 02 00	310 798
003 326 06 00	101 165
003 326 11 00	646 002
003 326 14 00	106 757
003 326 15 00	106 757
003 326 18 00	310 790
003 326 21 00	106 220
003 326 22 00	106 220
003 326 23 00	106 861
003 326 24 00	106 861
003 326 25 00	106 746
003 326 26 00	106 746
003 326 29 00	106 742
003 326 30 00	106 742
003 326 32 00	112 025
003 326 33 00	310 790
003 326 34 00	310 776
003 326 35 00	310 776
003 326 36 00	112 422
003 326 38 00	106 875
003 326 39 00	106 875
003 326 42 00	106 220
003 326 43 00	106 861
003 326 44 00	310 801
003 326 45 00	106 946
003 326 47 00	112 930

Vergleichsliste / Cross reference list

Vergleichs-Nr. Compare No.	Artikelnummer Article No.
-------------------------------	------------------------------

MERCEDES-BENZ

003 326 48 00	106 746
003 326 50 00	101 810
003 326 51 00	106 592
003 326 74 00	101 323
003 326 75 00	106 893
003 326 76 00	112 025
003 326 77 00	310 798
003 326 82 00	106 861
003 326 83 00	112 026
003 326 85 00	310 793
003 326 87 00	112 872
003 326 89 00	310 782
003 326 90 00	310 790
003 326 92 00	106 946
003 326 94 00	131 225
003 326 95 00	106 951
003 326 96 00	106 948
003 326 99 00	106 950
004 323 00 00	310 798
004 323 01 00	310 803
004 323 26 00	125 673
004 323 27 00	125 673
004 323 33 00	112 871
004 323 34 00	310 795
004 323 36 00	112 028
004 323 37 00	106 830
004 323 41 00	106 865
004 323 43 00	310 779
004 323 44 00	310 772
004 323 45 00	310 798
004 323 46 00	310 803
004 323 47 00	106 860
004 323 49 00	310 777
004 323 52 00	112 027
004 323 53 00	106 871
004 323 55 00	310 800
004 323 57 00	106 754
004 323 58 00	106 795
004 323 59 00	310 792
004 323 60 00	897 001
004 323 61 00	310 779
004 323 62 00	106 954
004 323 64 00	112 027
004 323 65 00	112 028
004 323 67 00	310 795
004 323 68 00	106 865
004 323 70 00	106 871
004 323 71 00	112 871
004 323 74 00	112 025
004 323 75 00	106 954
004 323 76 00	106 871
004 323 87 00	112 369
004 323 88 00	112 370
004 323 89 00	112 370
004 323 92 00	310 789
004 323 96 00	310 799
004 323 97 00	310 772
004 323 98 00	310 772
004 323 99 00	125 150
004 326 02 00	106 875
004 326 03 00	112 872

Vergleichs-Nr. Compare No.	Artikelnummer Article No.
-------------------------------	------------------------------

MERCEDES-BENZ

004 326 06 00	106 992
004 326 07 00	106 993
004 326 13 00	310 775
004 326 18 00	106 951
004 326 23 00	106 887
004 326 24 00	106 887
004 326 25 00	131 106
004 326 28 00	310 790
004 326 29 00	310 782
004 326 43 00	106 887
004 326 47 00	106 220
004 326 58 00	310 794
004 326 59 00	310 794
004 326 64 00	124 882
004 326 65 00	124 882
004 326 66 00	131 221
004 326 67 00	131 034
004 326 68 00	106 757
004 326 69 00	106 757
004 326 70 00	310 794
004 326 73 00	131 221
004 326 99 00	131 534
005 323 02 00	112 370
005 323 03 00	112 370
005 323 07 00	310 806
005 323 08 00	112 369
005 323 09 00	112 370
005 323 10 00	112 878
005 323 14 00	112 422
005 323 17 00	131 079
005 323 18 00	112 928
005 323 19 00	112 370
005 323 24 00	313 612
005 323 24 00	313 612
005 323 26 00	125 762
005 323 27 00	123 908
005 323 28 00	112 939
005 323 40 00	310 802
005 323 41 00	310 802
005 323 51 00	131 112
005 323 54 00	131 112
005 323 59 00	125 045
005 323 60 00	131 431
005 323 61 00	125 045
005 323 63 00	125 045
005 323 64 00	131 112
005 323 65 00	131 431
005 323 67 00	131 113
005 323 69 00	131 113
005 323 91 00	310 804
005 323 95 00	310 805
005 323 95 00	310 805
005 323 96 00	124 678
005 323 97 00	125 898
005 323 99 00	310 807
005 326 09 00	124 567
005 326 10 00	124 313
005 326 11 00	124 359
005 326 12 00	124 360
005 326 14 00	124 376
005 326 16 00	125 277

Vergleichs-Nr. Compare No.	Artikelnummer Article No.
-------------------------------	------------------------------

MERCEDES-BENZ

005 326 20 00	310 793
005 326 22 00	310 162
005 326 24 00	131 855
005 326 25 00	124 361
005 326 26 00	131 856
005 326 29 00	106 832
005 326 31 00	106 861
005 326 33 00	125 908
005 326 34 00	311 191
005 326 35 00	101 467
005 326 36 00	310 781
005 326 39 00	131 202
005 326 42 00	131 183
005 326 45 00	310 791
005 326 46 00	106 776
005 326 49 00	131 181
005 326 57 00	124 567
005 326 58 00	124 567
005 326 59 00	124 567
005 326 60 00	124 638
005 326 61 00	131 853
005 326 62 00	131 852
005 326 63 00	124 567
005 326 64 00	124 638
005 326 66 00	124 638
005 326 67 00	300 019
005 326 68 00	280 940
005 326 69 00	311 668
005 326 71 00	131 467
005 326 73 00	310 617
005 326 74 00	131 623
005 326 80 00	300 021
005 326 88 00	311 644
005 326 89 00	112 937
005 326 90 00	310 790
005 326 91 00	310 782
005 326 97 00	300 019
005 326 98 00	311 668
006 323 07 00	310 772
006 323 08 00	310 803
006 323 09 00	310 789
006 323 10 00	311 234
006 323 11 00	311 234
006 323 13 00	131 638
006 323 14 00	131 854
006 323 16 00	124 358
006 323 17 00	112 862
006 323 20 00	290 235
006 323 21 00	125 898
006 323 22 00	131 174
006 323 25 00	131 194
006 323 27 00	106 790
006 323 28 00	310 771
006 323 30 00	310 780
006 323 33 00	124 639
006 323 34 00	310 769
006 323 35 00	131 163
006 323 37 00	310 805
006 323 39 00	124 639
006 323 40 00	124 639
006 323 42 00	123 908

Vergleichsliste / Cross reference list

Vergleichs-Nr. Compare No.	Artikelnummer Article No.
-------------------------------	------------------------------

MERCEDES-BENZ

006 323 44 00	131 162
006 323 45 00	290 242
006 323 46 00	311 185
006 323 51 00	131 056
006 323 51 00	131 944
006 323 54 00	131 622
006 323 60 00	131 944
006 323 61 00	310 805
006 323 61 00	310 805
006 323 65 00	131 747
006 323 71 00	131 747
006 323 72 00	125 898
006 323 73 00	124 678
006 323 74 00	124 639
006 323 75 00	310 792
006 323 78 00	131 944
006 323 79 00	131 944
006 323 82 00	310 769
006 323 83 00	310 807
006 323 83 00	310 807
006 323 84 00	290 007
006 323 92 00	312 041
006 323 95 00	310 163
006 323 97 00	310 769
006 323 98 00	290 007
006 326 00 00	310 617
006 326 01 00	131 623
006 326 02 00	300 021
006 326 03 00	311 644
006 326 04 00	311 669
006 326 05 00	124 376
006 326 10 00	311 668
006 326 11 00	311 665
006 326 12 00	311 644
006 326 24 00	124 638
006 326 29 00	280 940
006 326 30 00	310 162
006 326 31 00	124 359
006 326 56 00	124 360
006 326 58 00	106 951
006 326 59 00	310 793
006 326 60 00	124 361
006 326 63 00	106 757
006 326 64 00	106 946
006 326 67 00	124 567
006 326 68 00	124 638
006 326 69 00	106 776
006 326 71 00	311 666
006 326 73 00	131 748
006 326 75 00	131 202
006 326 78 00	310 791
006 326 79 00	131 181
006 326 81 00	131 929
006 326 82 00	125 912
006 326 84 00	605 001
006 326 88 00	131 106
006 326 90 00	131 432
007 323 04 00	312 041
007 323 05 00	312 043
007 323 08 00	300 018
007 323 14 00	124 678

Vergleichs-Nr. Compare No.	Artikelnummer Article No.
-------------------------------	------------------------------

MERCEDES-BENZ

007 323 21 00	290 235
300 326 00 00	310 776
300 326 01 00	310 776
300 326 02 00	310 776
300 326 03 00	310 776
300 326 04 00	106 893
300 326 05 00	310 776
301 240 00 48	101 315
301 240 01 48	101 352
301 323 00 00	310 776
301 323 01 00	310 776
302 320 02 30	310 776
302 323 00 00	101 169
302 323 03 00	112 422
302 326 00 00	101 161
302 326 01 00	101 162
302 326 02 00	106 893
302 326 03 00	106 893
302 326 05 00	310 776
307 323 00 00	101 159
307 323 01 00	101 159
307 323 02 00	106 140
307 323 04 00	310 790
307 326 00 00	101 165
307 326 01 00	310 790
307 326 02 00	106 795
307 326 03 00	101 412
307 326 04 00	101 165
307 326 04 00	310 790
314 323 03 00	780 001
314 323 05 00	780 001
314 323 06 00	780 001
314 323 07 00	780 001
314 323 08 00	101 455
314 323 09 00	101 455
314 326 01 00	725 002
314 326 02 00	725 002
314 326 04 00	725 002
314 326 05 00	725 002
314 326 06 00	725 002
317 326 01 00	310 776
318 323 03 00	101 980
318 323 04 00	101 980
318 326 00 00	367 206
318 326 05 00	367 206
345 326 75 00	106 950
356 320 00 31	124 272
356 323 02 00	124 876
356 323 05 00	124 876
356 326 00 00	124 272
356 326 07 00	124 272
357 320 00 31	310 782
357 320 01 31	310 790
357 320 03 31	131 122
357 320 04 31	112 937
357 323 00 00	131 944
357 323 03 00	112 912
357 323 04 00	112 912
357 323 05 00	125 165
357 323 06 00	125 165
357 326 00 00	310 782

Vergleichs-Nr. Compare No.	Artikelnummer Article No.
-------------------------------	------------------------------

MERCEDES-BENZ

357 326 01 00	310 792
357 326 02 00	131 122
357 326 03 00	112 937
364 320 70 31	101 161
373 320 00 30	112 422
373 320 00 31	106 893
373 320 02 30	112 422
373 323 72 00	112 422
373 326 73 00	106 893
375 323 00 00	131 056
375 323 00 00	131 944
375 323 01 00	125 898
375 890 04 19	290 251
375 890 05 19	290 995
375 890 08 19	290 996
375 890 09 19	290 251
381 326 02 00	106 948
381 326 04 00	131 225
381 890 07 19	101 329
381 890 09 19	101 329
382 323 01 00	131 828
385 326 00 00	790 001
385 326 01 00	106 946
385 326 02 00	106 951
385 326 04 00	131 432
387 326 00 00	112 026
387 326 01 00	101 076
387 326 02 00	101 243
387 326 03 00	101 243
387 890 10 19	101 329
387 890 12 19	101 327
387 890 13 19	101 329
387 890 15 19	101 327
387 890 16 19	101 329
391 326 01 00	101 242
393 326 00 00	799 001
396 320 00 30	310 792
404 323 00 00	112 457
404 323 01 00	112 457
406 323 00 00	112 457
406 323 02 00	112 457
601 320 00 30	101 496
601 320 01 30	101 496
601 320 02 30	101 597
601 320 03 30	101 597
601 320 04 30	101 597
601 320 04 31	101 497
601 320 06 31	101 497
601 320 07 30	101 496
601 320 08 31	101 497
601 320 12 31	101 497
602 320 03 30	124 411
602 320 04 31	101 498
602 320 05 31	310 770
602 320 06 31	101 498
602 320 07 31	310 770
602 320 08 31	310 770
602 320 11 31	124 410
602 320 12 31	101 498
603 320 00 31	101 102
603 320 01 31	101 102

Vergleichsliste / Cross reference list

Vergleichs-Nr. Compare No.	Artikelnummer Article No.
-------------------------------	------------------------------

MERCEDES-BENZ

603 320 02 30	791 002
603 320 03 30	791 002
611 320 00 31	106 214
611 320 01 31	106 214
611 320 02 31	106 214
611 320 03 30	106 322
611 320 04 30	106 322
611 320 05 31	106 214
611 320 06 31	106 214
611 320 07 31	106 214
611 320 08 30	106 322
611 320 09 30	106 322
617 326 00 00	106 757
620 326 00 00	106 220
620 890 00 19	106 783
620 890 01 19	106 783
620 890 02 19	125 178
620 890 03 19	125 178
621 326 00 00	106 861
623 326 00 00	112 930
624 890 01 19	112 563
628 323 01 00	131 828
628 323 02 00	131 828
628 323 04 00	131 828
628 326 07 00	131 532
628 326 08 00	290 991
629 323 00 00	280 966
629 326 00 00	300 091
629 326 01 00	300 091
631 320 09 31	112 098
631 320 10 31	112 099
631 320 13 30	112 096
631 320 14 30	112 097
631 320 16 30	112 096
631 320 17 30	112 097
631 326 03 00	112 098
631 326 04 00	112 099
638 320 03 13	310 016
638 320 06 13	310 016
638 320 07 13	310 016
638 320 08 13	310 016
638 320 09 13	310 016
638 320 10 13	310 016
638 320 11 13	310 016
638 320 13 13	310 016
638 326 07 00	313 970
638 326 08 00	290 043
638 326 11 00	290 043
638 326 11 00	290 043
638 326 12 00	290 043
639 320 15 13	311 645
639 320 18 13	311 645
639 320 19 13	311 645
639 320 21 13	311 645
639 320 22 13	311 645
639 320 26 13	311 645
639 320 27 13	311 645
639 320 35 13	311 645
639 320 36 13	311 645
639 326 03 00	311 646
639 326 08 00	311 647

Vergleichs-Nr. Compare No.	Artikelnummer Article No.
-------------------------------	------------------------------

MERCEDES-BENZ

639 326 09 00	311 647
639 326 10 00	311 648
639 326 21 00	311 646
639 326 24 00	311 647
639 326 25 00	311 648
645 320 00 31	106 220
645 326 00 00	106 220
646 326 00 00	106 861
648 326 00 00	131 106
652 320 00 31	106 757
658 320 00 31	131 221
661 326 32 00	112 098
673 317 01 03	106 323
673 317 02 03	106 323
673 317 03 03	106 323
673 323 00 00	106 790
673 323 04 00	311 234
673 323 05 00	310 780
673 323 06 00	106 790
673 323 07 00	310 771
673 323 08 00	311 234
673 323 09 00	310 771
673 326 00 00	106 832
673 326 11 00	106 832
673 326 12 00	310 781
673 326 13 00	106 832
673 326 14 00	310 781
674 317 00 03	106 324
674 317 01 03	106 324
674 323 00 00	311 234
674 323 01 00	310 771
674 323 02 00	311 234
674 323 03 00	310 771
674 323 05 00	311 234
674 323 06 00	311 234
674 323 07 00	131 638
674 326 12 00	131 183
674 326 13 00	131 183
674 326 14 00	310 781
675 323 04 00	311 234
675 323 05 00	310 780
675 323 06 00	112 862
675 323 07 00	310 780
675 323 08 00	112 862
675 323 10 00	112 862
675 326 00 00	310 791
675 326 04 00	310 791
675 326 05 00	106 776
675 326 06 00	310 791
675 326 07 00	106 776
675 326 23 00	131 202
690 320 71 30	115 906
901 320 00 31	290 377
901 320 02 30	115 906
901 320 02 31	290 377
901 320 03 30	115 906
901 320 04 31	290 377
901 320 06 31	290 377
901 320 07 31	290 377
901 320 08 30	115 906
901 320 08 31	290 379

Vergleichs-Nr. Compare No.	Artikelnummer Article No.
-------------------------------	------------------------------

MERCEDES-BENZ

901 320 13 30	115 906
901 320 14 30	115 906
901 320 15 30	115 906
901 320 18 30	115 906
901 320 20 30	115 906
901 320 21 30	115 906
901 320 21 30	115 906
901 320 22 30	115 906
901 320 29 30	115 906
903 320 01 30	115 906
903 320 01 31	290 378
903 320 02 30	115 906
903 320 03 30	115 907
903 320 05 30	115 907
904 320 01 31	124 654
904 320 02 31	124 654
904 320 03 31	290 955
904 320 07 30	115 904
904 320 08 30	115 904
904 320 13 30	115 904
904 320 14 30	115 904
904 320 16 30	115 904
904 320 18 30	115 904
904 320 19 30	115 904
904 320 19 30	115 904
904 320 23 30	115 905
904 320 25 30	115 905
904 320 26 30	115 904
904 326 01 00	124 654
905 320 00 30	310 768
940 890 02 19	135 279
940 890 03 19	135 280
940 890 05 19	280 939
940 890 08 19	135 066
940 890 09 19	135 066
940 890 10 19	280 939
940 890 13 19	135 066
940 890 15 19	135 066
940 890 18 19	311 889
940 890 38 19	290 251
940 890 39 19	290 995
940 890 41 19	290 995
940 890 45 19	290 996
940 890 46 19	290 996
940 890 47 19	290 251
942 890 04 19	290 245
942 890 05 19	290 268
942 890 11 19	290 246
942 890 15 19	290 245
942 890 23 19	105 423
942 890 28 19	131 850
942 890 29 19	105 392
942 890 31 19	105 423
942 890 35 19	290 246
942 890 36 19	290 247
942 890 36 19	290 247
942 890 38 19	290 257
942 890 39 19	290 257
942 890 47 19	131 275
942 890 49 19	290 258
942 890 50 19	290 259

Vergleichsliste / Cross reference list

Vergleichs-Nr. Compare No.	Artikelnummer Article No.
-------------------------------	------------------------------

MERCEDES-BENZ

942 890 51 19	290 259
942 890 52 19	105 408
942 890 54 19	290 250
942 890 55 19	290 248
942 890 56 19	290 249
942 890 59 19	311 663
942 890 60 19	311 189
942 890 61 19	311 664
943 890 01 19	290 248
943 890 02 19	290 249
943 890 03 19	290 250
943 890 05 19	290 246
943 890 08 19	105 423
943 890 09 19	105 423
943 890 10 19	290 247
943 890 11 19	290 247
943 890 12 19	290 257
943 890 13 19	290 257
943 890 14 19	105 423
943 890 15 19	105 423
943 890 16 19	290 247
943 890 17 19	290 247
943 890 23 19	290 246
943 890 24 19	290 245
943 890 29 19	312 645
943 890 30 19	312 645
943 890 31 19	312 647
943 890 32 19	312 647
943 890 33 19	312 646
943 890 34 19	312 646
943 890 35 19	312 648
943 890 38 19	311 663
943 890 39 19	311 189
943 890 46 19	312 651
943 890 49 19	312 651
943 890 50 19	312 649
946 326 05 00	310 134
946 326 07 00	310 135
958 317 03 03	311 888
958 317 04 03	135 066
958 317 05 03	131 676
958 317 06 03	131 726
958 317 07 03	290 268
958 317 10 03	290 251
958 317 11 03	290 251
958 317 15 03	290 996
958 317 21 03	290 995
958 323 03 00	300 018
958 323 04 00	300 018
958 323 05 00	125 898
958 323 06 00	131 747
958 323 07 00	131 747
958 323 08 00	124 678
958 323 09 00	124 678
958 323 10 00	131 747
958 323 12 00	131 747
958 326 01 00	125 912
958 326 04 00	124 567
958 326 05 00	125 908
958 326 06 00	124 638
958 326 07 00	124 638

Vergleichs-Nr. Compare No.	Artikelnummer Article No.
-------------------------------	------------------------------

MERCEDES-BENZ

958 326 08 00	125 908
958 326 09 00	124 567
970 317 01 03	135 180
970 317 06 03	135 281
970 317 17 03	131 676
970 317 18 03	131 726
970 317 26 03	135 279
970 317 27 03	135 280
970 317 29 03	311 888
970 317 30 03	135 180
970 317 31 03	135 180
970 317 32 03	135 180
970 317 36 03	135 279
970 317 37 03	135 280
970 317 38 03	135 281
970 317 39 03	311 888
970 317 41 03	131 676
970 317 42 03	131 726
970 317 44 03	135 279
970 317 45 03	135 280
970 317 46 03	135 281
970 317 47 03	311 888
970 317 50 03	135 180
970 323 00 00	280 929
970 323 00 00	280 929
970 323 03 00	280 929
970 323 03 00	280 929
970 323 07 00	280 929
970 323 10 00	280 929
970 326 00 00	125 911
970 326 01 00	131 739
970 326 02 00	125 911
970 326 04 00	125 912
970 326 07 00	311 186
972 323 01 00	131 950
972 323 03 00	131 950
972 326 00 00	131 929
972 326 02 00	131 929
974 323 00 00	125 909
974 323 06 00	125 909
974 323 11 00	300 022
974 323 13 00	300 018
974 326 00 00	125 912
974 326 01 00	131 748
974 326 04 00	125 912
974 326 10 00	311 666
975 323 00 00	125 909

MERITOR

1752492	290 465
1752496	290 460
1753247	290 465
1753313	290 460
212.08.363	170 191
212.12.534	310 009
212.15.607	123 840
212.15.742	123 840
212.15.751	123 840
212.15.807	123 840
212.21.306	123 840
21221348	131 930

Vergleichs-Nr. Compare No.	Artikelnummer Article No.
-------------------------------	------------------------------

MERITOR

212.22.271	665 008
212.22.271	665 008
21222271	665 008
212.23.345	300 076
212.24.034	170 191
212.24.531	665 008
212.24.745	665 008
90044001	290 460
90044625	290 465
90044626	290 460
90044679	290 460
90044688	290 460
99391004	310 009

MIELE

060AMM0500	300 084
060AMM0504	300 079
060AMM0505	300 071
060AMM0506	300 069

MISTRALL

7302	170 178
------	---------

MITSUBISHI

MA410523	290 134
MA410524	290 134
MB025127	290 420
MB025382	290 420
MB110517	290 146
MB111056	110 230
MB161539	280 727
MB161554	280 727
MB161556	280 727
MB175547	290 134
MB175562	290 134
MB303880	290 134
MB303938	290 134
MB338897	110 957
MB338899	110 957
MB339474	110 957
MB339475	110 957
MB430190	290 144
MB515568	110 230
MC357240	290 156
MR210463	290 134
MR210464	290 134
MR319842	290 134
MT141246	290 134
MT160820	290 156
T100134F	290 420
T102114D	290 146

MONTENEGRO

0500 31 668/A	112 116
050001668	112 116

NEOPLAN

1002.101.00	101 426
1002.101.01	112 156
1002.102.00	101 425
1002.102.01	112 156
1002.103.00	101 424
1002.104.00	101 467
1002.107.00	112 048

Vergleichsliste / Cross reference list

Vergleichs-Nr. Compare No.	Artikelnummer Article No.
-------------------------------	------------------------------

NEOPLAN

1002.107.10	131 069
1002.107.20	131 159
1002.140.00	106 149
1002.143.00	106 150
1002.144.00	310 779
1022.008.00	101 467
1022.009.00	101 425
1022.010.00	101 424
11001047	101 315
11016412	101 426
11016414	101 425
11016416	101 424
11016417	101 467
12104	101 424
12105	101 426
12106	101 467
12107	101 425

NEWAY

90045099	311 631
90045132	311 632

NISSAN

48510-24C25	230 164
48510-24C26	230 164
48510-87605	230 164
54302-8C825	230 169
54302-8C826	230 169
54302-9C025	230 169
54302-9C125	230 169
54302-9C126	230 169
54302-9C525	230 169
54302-9C526	230 169
54303-8C825	230 168
54303-8C826	230 168
54303-9C025	230 168
54303-9C125	230 168
54303-9C126	230 168
54303-9C525	230 168
54303-9C526	230 168
56101-Z5000	290 420
56101-Z5008	290 420
56110-B8625	280 793
56110-B8660	280 793
56110-G2525	290 609
56110-G2527	290 609
56110-G2528	290 609
56110-J0110	280 793
56110-J0111	280 793
56110-J0126	280 793
56110-J0127	280 793
56110-J0152	280 793
56110-J4525	290 420
56110-J5125	290 420
56110-R8001	280 793
56110-R8006	280 793
56110-R8025	280 793
56110-R8025	290 144
56110-R8026	280 793
56110-R8026	290 144
56110-R8027	280 793
56110-R8027	290 144

Vergleichs-Nr. Compare No.	Artikelnummer Article No.
-------------------------------	------------------------------

NISSAN

56110-R8028	280 793
56110-R8028	290 144
56110-R8051	280 793
56110-R8056	280 793
56110-T2025	290 420
56110-T3027	280 793
56110-T3028	280 793
56110-T3060	280 793
56110-T3061	280 793
56110-T5410	280 793
56110-T5411	280 793
56110-T5415	280 793
56110-T5425	280 793
56110-T5426	280 793
56110-Z5000	290 420
56110-01N25	200 817
56110-01N26	200 817
56110-11C29	230 162
56110-11C29	312 624
56110-16C26	230 162
56110-16C26	312 624
56110-17N25	200 817
56110-82600	290 420
56110-82625	290 420
56110-85000	290 420
56110-85025	290 420
56111-00QAA	313 387
56210-B1100	290 146
56210-B1125	290 146
56210-B1135	290 146
56210-B1300	290 146
56210-B1325	290 146
56210-B6000	290 098
56210-B6025	290 098
56210-B8725	290 098
56210-G2525	290 112
56210-G2526	290 112
56210-J0100	290 142
56210-J0125	290 142
56210-J1700	290 142
56210-K0100	290 420
56210-K0125	290 420
56210-N7100	290 420
56210-N7125	290 420
56210-R8025	290 098
56210-R8026	290 098
56210-R8027	290 098
56210-R8028	290 098
56210-R8051	290 098
56210-T3000	290 146
56210-T3025	290 146
56210-T5427	290 146
56210-T6100	290 146
56210-T6125	290 146
56210-T6210	290 146
56210-T6227	290 146
56210-00QAD	313 388
56210-00QAE	313 391
56210-00QAG	311 973
56210-01N00	290 146
56210-01N25	290 146

Vergleichs-Nr. Compare No.	Artikelnummer Article No.
-------------------------------	------------------------------

NISSAN

56210-01N25	290 146
56210-01N26	290 146
56210-01N26	290 146
56210-05N25	290 146
56210-16C26	230 166
56210-84625	290 146
56210-9C126	230 172

O.M.T.

22 450 420	123 840
------------	---------

OM

4700841	300 084
8555803	300 078
8559478	300 078
8559985	300 078
8561470	300 078
8562478	300 078
8563236	300 078

OMAR

013612	300 079
--------	---------

OPEL

4 401 502	110 518
4 401 503	110 517
436 048	101 487
436 445	101 487
4401285	311 372
4402336	311 372
4402986	313 387
4404010	313 388
4404014	313 391
4404016	311 973
4500240	313 393
4500241	313 394
4500242	313 394
9 109 285	311 372
9 109 502	110 518
9 109 503	110 517
9 110 336	311 372
9 961 941	101 487
9 961 942	101 487
9110986	313 387
9112010	313 388
9112014	313 391
9112016	311 973
9160540	313 393
9160541	313 394
9160542	313 394

**ÖSTERREICHISCHE
AUTOMOBILFABRIK (ÖAF)**

81.43701.6375	101 751
81.43701.6444	112 869
81.43701.6612	112 859

PEITZ

10.30.974794	704 102
--------------	---------

PEUGEOT

04.434.813	110 567
5201.88	230 945
5201.93	110 567
5202.J0	280 975

Vergleichsliste / Cross reference list

Vergleichs-Nr. Compare No.	Artikelnummer Article No.
PEUGEOT	
5202.J2	280 977
5203.13	110 431
5206.J1	280 985
5206.P7	280 979
5206.P8	280 979
5206.29	311 417
5206.35	311 417
5206.52	311 417
5206.59	311 413
5206.59	311 417
PEZZAIOLI	
70100000	300 071
PIACENZA	
1201049/45	300 081
1201052	300 088
1201054	300 069
RENAULT	
21461545	312 712
4500240	313 393
4500241	313 394
4500242	313 394
5010 557 642	312 372
5010 557 974	312 711
5010 630 208	312 712
5010 630 702	312 710
5010 630 728	312 716
5010 630 748	312 711
5010 630 865	312 719
5010 630 867	312 717
5010 647 064	312 714
7420 780 248	312 723
7420 865 132	312 711
7420 867 988	312 710
7420 900 192	312 712
7700 310 737	313 393
7700 310 740	313 394
7700 310 741	313 394
7700 690 167	110 518
7700 690 168	110 517
7700 690 169	110 518
7700 690 170	110 517
7700 690 171	311 372
7700 690 172	311 372
7700 695 126	110 521
7700 695 126	311 373
7700 700 909	110 521
7700 700 909	311 373
7700 719 591	110 518
7700 719 592	110 517
7700 719 593	110 518
7700 719 594	110 517
7700 720 277	110 521
7700 720 277	311 373
7700 791 601	311 372
7700 791 602	110 521
7700 791 602	311 373
82 00 024 935	313 388
82 00 024 936	313 391
82 00 024 938	311 972

Vergleichs-Nr. Compare No.	Artikelnummer Article No.
RENAULT	
82 00 024 939	311 973
82 00 024 946	313 387
82 00 324 495	313 391
82 00 396 980	311 974
8200 046 851	312 656
8200 212 833	312 655
RENAULT TRUCKS	
23512058	110 652
23512099	110 665
23512157	110 665
23512161	110 653
5000 452 402	290 473
5000 452 433	290 475
5000 542 402	290 473
5000 546 892	110 672
5000 731 488	110 647
5000 731 806	290 472
5000 731 913	310 959
5000 745 958	290 472
5000 786 840	110 654
5000 790 190	290 472
5000 790 689	170 191
5000 867 685	110 652
5001 857 665	310 959
5006172000	311 650
5006172376	311 778
5006172492	311 651
5010 052 404	124 735
5010 052 405	124 737
5010 052 920	310 962
5010 052 920	310 962
5010 063 210	290 472
5010 063 317	290 472
5010 065 310	110 676
5010 065 311	110 677
5010 065 311	310 956
5010 130 401	310 962
5010 130 413	124 736
5010 130 500	110 657
5010 130 534	124 735
5010 130 535	124 737
5010 130 608	124 736
5010 130 609	310 956
5010 130 609B	310 956
5010 130 609E	310 956
5010 130 609F	310 956
5010 130 641	310 958
5010 130 888	110 657
5010 137 052	290 475
5010 138 561	110 657
5010 207 265	125 048
5010 228 908	310 957
5010 228 908A	310 957
5010 228 908B	310 957
5010 228 908C	310 957
5010 239 642	311 762
5010 269 674	310 957
5010 294 158	131 184
5010 294 412	131 028
5010 294 414	311 184

Vergleichs-Nr. Compare No.	Artikelnummer Article No.
RENAULT TRUCKS	
5010 294 908	311 762
5010 300 51 681	312 634
5010 316 210	310 955
5010 316 210 B	310 955
5010 316 210 C	310 955
5010 316 560 A	310 955
5010 316 783	310 957
5010 316 783A	310 957
5010 347 902	131 191
5010 347 903	131 081
5010 347 905	131 059
5010 348 431	290 473
5010 383 049	131 028
5010 383 050	310 962
5010 383 380	313 211
5010 383 496	313 209
5010 383 497	313 210
5010 383 498	313 213
5010 383 685	311 762
5010 383 686	311 828
5010 383 687	312 372
5010 383 688	312 635
5010 383 689	131 184
5010 383 689A	131 184
5010 383 691	312 633
5010 383 693	310 962
5010 383 693-A	310 962
5010 383 694	310 962
5010 383 694-A	310 962
5010 383 697	311 184
5010 383 698	312 637
5010 488 147	313 214
5010 494 114	311 217
5010 531 249	311 216
5010 531 250	311 219
5010 557 285	313 212
5010 557 287	313 215
5010 557 482	131 184
5010 600 289	312 636
5010 600 290	312 632
5010 600 785	312 956
5010294413	310 962
5010383050	310 962
5010630133	311 876
5430 051 681	312 634
7420374543	311 656
7420583421	125 649
ROLFO	
S3363	170 538
112 297	125 743
112012	300 069
112128	300 087
112284	300 084
112294	300 081
112319	300 071
212.15.742	123 840
212.15.807	123 840
212.21.306	123 840
ROR	
1752492	290 465

Vergleichsliste / Cross reference list

Vergleichs-Nr. Compare No.	Artikelnummer Article No.	Vergleichs-Nr. Compare No.	Artikelnummer Article No.	Vergleichs-Nr. Compare No.	Artikelnummer Article No.
ROR		SAF		SCANIA	
1752496	290 460	2.376.1007.01	170 199	1381808	290 011
1753247	290 465	2.376.1007.52	170 199	1381904	290 201
1753313	290 460	SAMRO		1381906	290 202
212.08.363	170 191	250 0342	131 930	1382826	290 990
21208363	170 191	2500 001	280 510	1382827	290 989
212.12.534	310 009	2500 002	131 930	1382827	290 989
212.15.607	123 840	2500914	131 623	1382829	290 990
21215607	123 840	371424	131 930	1382829	290 990
212.15.742	123 840	501 400	131 930	1388416	131 063
212.15.751	123 840	503 100	280 510	1388417	310 784
212.15.807	123 840	SCANIA		1390898	000 331
212.16.058	170 191	1012044	310 797	1397386	290 987
21216058	170 191	1110531	112 209	1397388	290 987
212.21.306	123 840	1110588	310 784	1397390	290 987
212.22.271	665 008	1110589	112 889	1397392	290 987
212.23.345	300 076	1111056	123 203	1397394	290 202
212.24.034	170 191	1116535	105 831	1397396	290 203
21224034	170 191	1117320	105 845	1397398	290 204
212.24.531	665 008	1117334	105 831	1397400	290 203
212.24.745	665 008	1303235	310 773	1397523	310 786
90044001	290 460	1307332	310 773	1397523	310 786
90044625	290 465	1309129	112 209	1397525	290 011
90044626	290 460	1315959	123 901	1401877	131 543
90044679	290 460	1323476	310 773	1402271	290 205
90044688	290 460	1327145	123 900	1420474	125 998
99391004	310 009	1327211	112 926	1421062	125 997
99391004	310 009	1327813	123 902	1424227	290 987
SAE		1331620	105 845	1424228	290 988
26365	310 009	1331621	105 831	1424229	290 989
8 404 174	170 191	1331634	105 831	1424231	310 619
8 404 174	312 979	1331635	105 831	1427406	300 024
SAF		1331755	131 117	1427423	290 993
2.376.0002.00	125 890	1340252	310 797	1435856	290 202
2.376.0003.00	170 199	1340581	105 876	1435859	290 203
2.376.0003.01	170 199	1342787	290 009	1438392	311 892
2.376.0003.02	170 199	1348117	105 845	1438527	311 892
2.376.0005.00	170 191	1348118	105 831	1444016	312 465
2.376.0006.00	170 191	1348119	105 875	1454753	131 543
2.376.0008.00	170 191	1348119	105 876	1462240	290 045
2.376.0009.00	123 876	1348120	105 876	1478317	300 025
2.376.0010.00	170 191	1348121	481 002	1478499	125 598
2.376.0010.01	312 979	1349840	310 619	1478500	125 598
2376001001	131 930	1349844	290 989	1478501	000 331
2.376.0010.02	312 979	1353105	125 600	1478502	125 511
2376001002	131 930	1363120	290 987	1478506	131 475
2376001400	131 930	1363120	290 987	1478507	310 786
2376001500	131 930	1363122	290 988	1478508	311 893
2.376.0016.00	123 852	1363122	290 988	1478509	131 142
2.376.0017.00	170 199	1365211	131 475	1478511	131 543
2.376.0018.00	170 204	1370093	310 786	1478540	311 892
2376001800	131 930	1370267	310 783	1478541	311 892
2.376.0019.00	170 183	1370267	310 783	1479901	290 011
2.376.0020.00	123 875	1371447	125 598	1480213	300 024
2.376.0022.00	112 777	1371448	125 598	1480214	300 024
2.376.0026.00	312 561	1375832	290 010	1480214	300 024
2.376.0027.00	312 978	1377056	125 511	1480215	300 024
2.376.0030.00	290 999	1380424	131 475	1480215	300 024
2.376.0031.00	312 977	1380425	310 786	1481359	290 889
2.376.0032.00	290 241	1380426	311 893	1488337	290 045
2.376.1005.00	170 200	1380427	131 142	1495642	310 620
				1502470	310 620

Vergleichsliste / Cross reference list

Vergleichs-Nr. Compare No.	Artikelnummer Article No.	Vergleichs-Nr. Compare No.	Artikelnummer Article No.	Vergleichs-Nr. Compare No.	Artikelnummer Article No.
SCANIA		SCANIA		STEYR	
1502471	310 620	481949	290 037	1-34-641-650	112 856
1502472	310 620	481967	131 067	160.02.41.0019	228 119
1502474	310 620	483550	300 024	160.29.44.0091	106 417
1505563	310 620	483550	300 024	3039244	131 189
1519629	131 063	483551	290 889	5.260.70.052.01.0	112 048
1519630	131 475	483552	290 036	5.271.70.052.00.0	791 002
1519631	310 786	483553	300 025	692.00.68.0001	106 644
1519631	310 786	488274	290 012	692.00.68.0002	106 627
1519632	311 893	488823	131 048	7001.540232	749 002
1519633	131 142	488824	131 049	710.154.313.2	125 175
1519634	290 011	489509	300 024	7161541032	310 029
1523283	131 048	489510	290 775	7161541032	310 029
1523285	290 775	489513	290 036	740.154.021.2	110 338
1523287	300 024	550365	105 845	740.154.022.2	110 337
1523288	300 024	SCHMITZ CARGOBULL		792.00.68.0035	106 629
1523289	131 049	012486	312 979	792.00.68.0050	106 629
1595642	310 620	012726	123 875	8001545052	310 029
1920822	290 036	012789	112 777	8001545121	310 029
1920824	290 045	013250	312 561	81.41722.6010	112 856
279011	310 797	013290	312 977	81.41722.6013	112 856
287519	106 789	013506	170 178	81.41722-6015	112 212
307111	310 797	013774	312 978	81.41722.6017	112 885
308619	106 249	013961	312 561	81.41722.6032	105 844
324053	106 249	014050	170 183	81.41722.6036	131 082
337270	106 249	014118	312 561	81.41722.6045	112 885
348232	106 789	014134	312 979	81.41722.6046	105 844
349007	106 867	014750	312 561	81.41722.6049	105 856
354866	106 249	016270	312 978	81.41722.6052	105 856
367242	106 867	016271	312 977	81.41722.6053	300 013
367558	106 867	016436	131 930	81.41722.6054	300 013
370227	105 845	017370	290 999	81.41722.6055	300 015
370228	290 200	017641	125 890	81.41722.6056	313 080
393208	290 200	018232	310 133	81.41722.6057	313 183
393257	105 845	018235	310 132	81.41722.6058	313 184
393290	290 200	02 83 63	112 777	81.41722.6059	290 976
395063	310 784	075273	101 823	81.43701.6564	112 853
395064	112 889	075278	101 823	81.43701.6584	112 853
403245	106 748	1020636	290 241	81.43701.6597	112 859
406694	106 749	1041843	312 561	81.43701.6598	112 859
409707	106 748	902398	131 930	81.43701-6605	112 854
410554	106 749	912637	131 930	81.43701.6612	112 859
410555	106 748	SETRA		81.43701.6620	112 853
415848	106 741	629 326 00 00	300 091	81.43701.6629	112 321
415849	106 761	629 326 01 00	300 091	81.43701.6633	123 863
421280	112 902	SIRMAC-SIMA		81.43701.6634	123 864
424306	112 451	F28A50000	300 089	81.43701.6710	125 149
426218	112 900	F28517000	300 082	81.43701.6711	125 149
426219	112 901	F28960400	310 009	81.43701.6781	125 512
429161	112 864	STEFEN ASSALI		81.43701.6782	124 610
429162	112 863	M01110085	310 009	81.43701.6783	131 037
429163	106 741	M01120000	300 083	81.43701.6784	131 073
429164	106 603	M01121030	300 076	81.43701.6789	125 512
460081	112 900	STERLING		81.43701.6793	125 148
468191	106 749	90045099	311 631	81.43701.6794	125 857
468194	112 902	90045132	311 632	81.43701.6795	131 118
468195	131 064	STEYR		81.43701.6798	125 443
470264	112 864	1152.00.44.0090	123 890	81.43701-6804	125 963
470266	131 018	1-34-641-646	112 212	81.43701.6815	131 857
470266	131 018			81.43701.6816	131 858
470267	131 068			81.43701.6827	125 149
470268	124 875			81.43701-6837	131 223
475915	131 067				

Vergleichsliste / Cross reference list

Vergleichs-Nr. Compare No.	Artikelnummer Article No.	Vergleichs-Nr. Compare No.	Artikelnummer Article No.	Vergleichs-Nr. Compare No.	Artikelnummer Article No.
STEYR		TOYOTA		TOYOTA	
81.43701.6860	125 960	48500-29286	110 411	48531-28160	110 827
81.43701-6866	125 960	48500-29287	110 411	48531-29095	290 098
81.43701.6868	280 937	48500-29288	110 411	48531-29645	110 230
81.43701.6888	131 256	48500-29295	110 411	48531-35020	290 142
81.43701.6897	280 935	48500-29296	110 411	48531-35030	290 142
81.43701.6902	131 750	48500-29315	110 411	48531-35040	290 142
81.43701.6904	280 928	48500-29325	110 411	48531-35060	290 142
81.43701.6905	131 696	48500-29345	110 411	48531-35080	290 142
81.43701.6908	310 626	48500-29346	110 411	48531-35150	290 142
81.43701.6911	280 931	48500-29365	110 411	48531-36030	290 146
81.43701.6912	310 627	48500-29366	110 411	48531-36050	290 146
81.43701.6934	300 001	48500-29385	110 411	48531-36070	290 146
81.43701.6948	280 935	48500-29395	110 411	48531-39075	290 142
81.43701.6949	310 628	48500-29545	110 411	48531-39076	290 142
81.43701.6964	280 930	48500-29546	110 411	48531-39077	290 142
81.43701.6991	310 628	48500-29555	110 411	48531-39105	290 142
82.43701.6017	125 858	48511-25100	290 420	48531-39115	290 146
85.41722.6001	123 890	48511-26010	290 134	48531-39165	290 142
85.41722.6006	313 183	48511-26020	290 134	48531-39175	290 142
85.41722.6010	290 977	48511-26040	290 150	48531-39256	290 142
85.41722.6011	290 978	48511-26041	290 150	48531-39295	290 146
85.41722.6012	313 183	48511-26051	290 150	48531-39325	290 142
85.41722.6013	313 184	48511-26061	290 150	48531-39335	290 142
85.41722.6014	313 181	48511-26090	290 150	48531-39355	290 146
85.41722.6015	313 182	48511-26120	110 824	48531-39445	290 146
85.41722.6017	290 975	48511-26130	110 824	48531-39446	290 146
85.41722.6019	290 976	48511-26200	110 824	48531-39465	290 146
85.41722.6022	313 181	48511-26901	290 134	48531-39466	290 146
85.41722.6023	313 182	48511-29015	290 134	48531-39735	290 146
85.41722.6024	313 184	48511-29016	290 134	48531-39736	290 146
85.60000.8181	106 417	48511-29025	290 134	48531-39755	290 146
892.00.68.0002	106 629	48511-29115	290 420	48531-39756	290 146
991.00.68.0001	101 726	48511-29135	290 134	48531-39757	290 146
991.00.68.0002	101 727	48511-29165	290 150	48531-60040	290 142
991.00.68.0004	101 729	48511-29175	290 150	48531-69045	290 142
991.00.68.0046	101 858	48511-29185	290 150	48531-80041	110 826
991.14.68.0004	101 729	48511-29445	110 824	48531-80044	110 826
TECMA		48511-29465	110 824	48531-80078	110 735
11044001	300 076	48511-29595	110 824	48531-80079	110 735
11044002	300 083	48511-29596	110 824	48531-80137	290 146
11044006	300 089	48511-36010	290 138	48531-80215	110 827
TOYOTA		48511-39065	290 138	48531-80226	312 805
48500-27060	110 411	48511-39075	290 138	48531-80270	280 889
48500-27120	110 411	48511-60010	290 138	48531-80271	280 889
48500-28060	110 411	48511-60040	290 138	48531-80275	280 889
48500-28061	110 411	48511-69015	290 138	48531-80290	280 889
48500-28070	110 411	48511-69035	290 138	48531-80298	312 804
48500-28071	110 411	48511-69036	290 138	48531-80401	230 023
48500-28080	110 411	48531-26061	110 826	48531-80416	230 023
48500-28081	110 411	48531-26220	290 160	48531-80442	290 146
48500-28110	110 411	48531-26390	230 023	48531-80445	290 146
48500-28120	110 411	48531-26430	230 023	48531-80459	312 805
48500-28150	110 411	48531-26540	312 805	48531-80460	312 805
48500-28160	110 411	48531-26550	312 805	48531-80536	230 023
48500-29245	110 116	48531-26710	312 805	48531-80547	230 023
48500-29255	110 116	48531-27100	110 735	48531-80636	312 805
48500-29275	110 116	48531-27110	110 735	48531-80651	312 805
48500-29275	110 411	48531-27130	280 889	48531-80678	312 805
48500-29276	110 411	48531-27131	280 889	48531-80679	312 805
48500-29285	110 411	48531-27140	280 889		
		48531-27190	280 889		

Vergleichsliste / Cross reference list

Vergleichs-Nr. Compare No.	Artikelnummer Article No.
-------------------------------	------------------------------

TRAILOR

MOO 1537	313 057
MOO 1545	290 444
MOO 7950	313 057
MOO 7969	290 444
M00 1537	313 057
M00 7950	313 057
0036114	123 439
1526855	313 057
2376001800	131 930
6503123 L	312 979
6503608 P	312 979
6504638 G	170 204
6504638G	131 930
6505245	123 439
6506635 A	312 979
6506636 B	170 204
6506636B	131 930
70 000 57 L	313 057
7000057 L	313 057

TRAS CAR

03003106770C	300 087
--------------	---------

TROUILLET

HB 10510	290 424
HT 10030	290 424
HT 10515	290 424
2.376.0010.01	312 979

VAN HOOL

119 464	101 968
120 624	106 104
123 349	124 693
624 313 730	101 315
624 313 760	106 148
624 313 790	101 968
624 313 850	106 002
624 313 910	106 104
624 314 040	124 693

VIBERTI

02 3702 1800	106 201
128711209	300 069
128711303	300 089
178 711 204	170 178
178 711 207	170 178
178 711 209	170 178
7299	170 178

VOLKSWAGEN

111 413 031 B	195 431
111 413 031 F	195 431
111 413 031 G	195 431
111 413 031 J	195 431
111 413 031 K	195 431
111 413 031 L	195 440
111 413 031 M	195 440
111 413 031 N	195 440
111 413 031 P	195 431
111 413 031 Q	195 440
111 513 031	228 119
111 513 031 C	195 440
111 513 031 D	195 440
111 513 031 F	195 440

Vergleichs-Nr. Compare No.	Artikelnummer Article No.
-------------------------------	------------------------------

VOLKSWAGEN

111 513 031 G	195 440
111 513 031 J	195 440
111 513 031 K	195 440
111 513 031 L	195 440
111 513 031 M	195 440
111 513 031 N	195 440
111 513 031 P	195 440
111 513 031 Q	195 440
113 413 031 A	195 431
113 413 031 B	195 431
113 413 031 C	195 431
113 413 031 L	195 431
113 513 031 E	195 440
113 513 031 F	195 440
113 513 031 G	195 440
113 513 031 H	195 440
113 513 031 J	195 440
113 513 031 L	195 440
113 513 031 M	195 440
113 513 031 Q	195 440
2D0 413 029	115 906
2D0 413 029 A	115 904
2D0 413 029 B	115 906
2D0 513 029	290 377
2D0 513 029 A	290 377
2D0 513 029 C	124 654
2D0 513 029 D	290 403
2D0 513 029 F	290 377
2D0 513 029 J	290 403
2D0 513 029 M	124 654
2D0 513 029 N	124 654
2D0 513 029 P	290 377
2D0 513 029 Q	290 403
211 413 031 B	701 131
211 413 031 E	428 233
211 413 031 F	428 233
211 413 031 P	701 131
211 413 031 Q	701 131
211 413 031 R	880 001
211 413 031 S	880 001
211 513 031 A	195 440
211 513 031 B	195 440
211 513 031 D	195 440
211 513 031 E	195 440
211 513 031 F	195 440
211 513 031 G	793 031
211 513 031 H	195 440
211 513 031 I	793 031
211 513 031 J	793 031
211 513 031 K	793 031
211 513 031 N	793 031
211 513 031 P	793 031
211 513 031 Q	794 031
211 513 031 R	794 031
211 513 033	793 031
211 513 033 A	793 031
251 413 031	101 825
251 413 031 A	106 477
251 413 031 B	101 825
251 413 031 C	110 337
251 413 031 F	101 825

Vergleichs-Nr. Compare No.	Artikelnummer Article No.
-------------------------------	------------------------------

VOLKSWAGEN

251 413 031 G	106 477
251 413 031 J	101 825
251 413 031 K	101 825
251 413 031 L	101 825
251 513 031	101 824
251 513 031 A	106 478
251 513 031 B	101 824
251 513 031 D	110 338
251 513 031 E	101 824
251 513 031 F	106 478
251 513 031 G	101 824
251 513 031 H	101 824
281 413 031 B	101 637
281 413 031 C	101 637
281 513 031	101 638
281 513 031 A	101 638
281 513 031 C	101 638
281 513 031 D	101 638
281 513 031 F	112 275
283 513 031	112 275
291 413 031	101 932
291 413 031 A	101 932
291 513 031	101 931
291 513 031 B	101 931
291 513 031 C	101 931
291 513 031 D	101 931
311 413 031 A	428 233
311 413 031 E	428 233
311 413 031 F	428 233
311 413 031 G	428 233
311 413 031 K	428 233
311 413 031 L	428 233
311 513 031 B	195 440
311 513 031 C	195 440
311 513 031 D	195 440
311 513 031 E	195 440
311 513 031 G	195 440
311 513 031 J	195 440
311 513 031 M	195 440
311 513 031 N	195 440
600 413 031 A	101 993
600 513 031	106 469
600 513 031 A	106 469
613 413 031	101 993
7D0 413 031 A	105 819
7D0 413 031 B	105 819
7D0 413 031 C	170 880
7H0 413 031 D	313 327
7H0 413 031 G	313 327
7H0 413 031 H	313 327
7H0 413 031 K	313 327
7H0 413 031 L	313 327
7H0 413 031 M	313 327
7H0 413 031 N	313 327
7H0 513 029 D	313 031
7H5 413 031 D	313 327
7H5 413 031 G	313 327
7H5 513 029 C	313 031
7H5 513 029 D	313 031
7H5 513 029 E	313 031
701 413 031	170 880

Vergleichsliste / Cross reference list

Vergleichs-Nr. Compare No.	Artikelnummer Article No.
-------------------------------	------------------------------

VOLKSWAGEN

701 413 031 A	170 880
701 413 031 B	105 819
701 413 031 C	105 819
701 413 031 E	105 819
701 413 031 F	170 880
701 413 031 G	170 880
701 513 031	170 786
701 513 031 A	170 786
701 513 031 B	105 820
701 513 031 C	105 820
701 513 031 F	170 787
701 513 031 G	170 787
701 513 031 L	170 786
701 513 031 M	170 787
701 513 031 N	170 786
701 513 031 P	170 787
701 513 031 Q	170 786
701 513 031 R	170 787

VOLVO

1075445	312 694
1080654	124 245
11051567	131 030
11052520	131 031
11119173	300 005
11121119	300 003
1130539	106 559
1134748	106 889
1134749	106 890
1136643	106 889
1136644	112 119
1190741	106 559
150374	101 480
1505184	170 212
1505185	170 212
1568340	131 338
1585586	312 273
1590431	170 210
1590439	170 210
1591501	106 282
1591735	170 211
1591736	170 212
1591737	170 213
1594088	312 272
1598105	112 127
1598106	112 128
1598814	106 896
1598814	106 896
1599459	312 395
1599623	112 130
1605163	112 126
1608678	106 896
1608888	170 212
1609001	125 514
1609002	125 510
1609005	112 129
1609553	310 787
1609603	125 777
1609603	300 004
1610919	106 896
1610920	112 123

Vergleichs-Nr. Compare No.	Artikelnummer Article No.
-------------------------------	------------------------------

VOLVO

1610921	112 130
1612217	124 248
1613248	112 130
1622085	312 273
1622086	312 395
1622227	290 493
1628103	124 601
1628136	124 601
1628189	124 915
1628359	124 248
1629405	125 649
1629476	131 008
1629477	125 646
1629480	124 915
1629481	125 647
1629482	310 785
1629483	124 601
1629484	125 645
1629485	125 648
1629721	290 489
1629722	290 491
1629920	125 647
1629992	131 270
1629993	124 248
1691617	124 915
20367750	300 006
20374543	311 656
20374544	311 657
20374545	131 595
20374546	131 694
20374547	300 009
20374548	131 270
20385020	312 557
20399048	311 658
20532767	312 706
20564319	300 031
20585555	311 657
20585556	311 656
20721166	312 694
20726479	312 717
20726480	312 719
20726482	312 716
20766061	125 510
20766062	311 659
20766063	311 660
20769819	312 706
20806285	312 710
20806286	312 711
20806287	312 712
20806288	312 714
20806289	311 876
20806545	312 723
20900497	131 595
20906906	312 710
20906911	312 711
20960913	312 694
21111925	312 695
21127043	124 248
21137458	312 694
3027113	131 029
3027422	170 605

Vergleichs-Nr. Compare No.	Artikelnummer Article No.
-------------------------------	------------------------------

VOLVO

3027423	131 029
3031623	170 605
3031624	170 606
3031625	170 606
3031626	170 606
3031627	170 606
3036162	125 757
3037213	125 756
3039243	131 188
3039244	131 189
3112260	131 105
3112261	310 050
3159800	312 557
3159801	312 558
3171962	131 270
3177327	000 366
3177328	131 931
3178737	131 029
3178738	280 932
3193027	131 912
3193205	300 068
3193207	131 319
3193758	310 748
3198836	312 695
3198849	290 493
3198859	312 694
362960	101 480
365377	106 559
366426	106 631
3986315	290 493
3987958	125 648
3987959	125 996
3987960	124 915
3987961	125 647
6775411	290 488
6775412	290 488
6794046	131 085
6794392	312 395
6794746	131 279
70302099	131 105
70302100	310 749
70302101	311 206
70302127	300 031
70302128	300 007
70313740	310 748
70313745	131 105
70313746	125 777
70313746	300 004
70314310	310 748
70314332	125 757
70321019	300 004
70321020	310 748
70321611	310 748
70321696	125 757
70371256	311 662
8153538	106 896
8159833	131 296
9516389	131 141
9520277	310 048
9522179	310 048

Vergleichsliste / Cross reference list

Vergleichs-Nr. Compare No.	Artikelnummer Article No.
WESTERN STAR	
90045099	311 631
90045132	311 632
WESTFALIA	
524 393	228 119
WEWELER	
DB409380	123 840
50.307.5	170 191
50.307.6	170 191
50.902.0	123 840
50.929.0	123 840
90.2022	123 840
90.2023	123 840
90-2227	123 840
90.2228	123 840
91.2223	123 840
91.2228	123 840
YORK	
47 1700 131 057	131 949
506 246	123 449
506 717/01	123 449
506 717/02	125 753
507 170	123 449
610052	131 949
61.506246	123 449
61506246	123 449
61.506717.01	123 449
61.506717.02	125 753
61.507170	123 449
61507170	123 449
61.610052	131 949
61610052	131 949
61610442	312 241
ZORZI	
F28960400	310 009
M01110085	310 009
01070460	310 009
040180000	310 009
1 006 610	123 449
1006604	300 076
1006606	310 009
1006609	300 087
1006610	300 079
1006611	300 079
212.12.534	310 009
21212534	310 009
60030019	310 009
9902001	310 009
99391004	310 009

Vergleichs-Nr. Compare No.	Artikelnummer Article No.
-------------------------------	------------------------------

Vergleichs-Nr. Compare No.	Artikelnummer Article No.
-------------------------------	------------------------------

Neuaufnahmen / New to range

Artikelnummer Article No.	Seite Page	Hersteller Manufacturer
312 804 $\frac{\circ}{\dagger}$	502 502 504 504 505 505	TOYOTA
312 805 $\frac{\circ}{\dagger}$	502 502 504 504 505 505 506 506	TOYOTA

Artikelnummer Article No.	Seite Page	Hersteller Manufacturer
312 859 $\frac{\circ}{\circ}$	118 119 120 121 122 123 124 125 127 128 129 130 131 132 133	MAN
313 031 $\frac{\circ}{\circ}$	511 511 644 644	VOLKSWAGEN

Neuaufnahmen / New to range

Artikelnummer Article No.	Seite Page	Hersteller Manufacturer
313 080 * ^o	662 664 665	MAN
	669 670 672	
	680 681 682	
	684 685 687	
	690 692 695	
	697 698 699	
	703 704 706	
	707 708 709	
	710 711 712	
	713 714 715	
	716 717 718	
	719 720 721	
	722 723 724	
	725 726 727	
	728 729 730	
	731 732	
313 080 * ^o	953 955 957	STEYR
313 181 □* ^o	662 666 667	MAN
	668 673 674	
	675 676 677	
	678 679 681	
	682 683 691	
	693 694 695	
	696 697 700	
	701 702 705	
706		
313 181 □* ^o	952 953 955	STEYR
957		
313 182 * ^o	662 665 666	MAN
	667 668 676	
	677 680 681	
	682 683 684	
	690 698 699	
	703	
313 182 * ^o	952 953 955	STEYR
957		
313 183 * ^o	662 663 665	MAN
	666 667 668	
	671 672 673	
	674 675 676	
	677 678 679	
	681 682 683	
	686 687 688	
	689 691 693	
	694 695 696	
	697 700 701	
	702 705 706	
	708 709 710	
	712 713 714	
	715 716 718	
	719 720 722	
723 728 729		
730 731 732		
313 183 * ^o	952 953 955	STEYR
957		

Artikelnummer Article No.	Seite Page	Hersteller Manufacturer
313 184 * ^o	662 664 665	MAN
	669 670 672	
	680 681 682	
	684 685 687	
	690 692 695	
	697 698 699	
	703 704 706	
	707 708 709	
	710 711 712	
	713 714 715	
	716 717 718	
	719 720 721	
722 723 724		
725 726 727		
728 729 730		
731 732		
313 184 * ^o	953 955 957	STEYR
313 327 †	511 511 644	VOLKSWAGEN
	644	
313 387 ^o	448 448	NISSAN
313 387 ^o	450 450 451	OPEL
	451	
313 387 ^o	453 453 454	RENAULT
	454 455 455	
	456 456 633	
	633 634 634	
313 388 ^o	450 450	OPEL
313 388 ^o	453 453 454	RENAULT
	454 455 455	
	456 456 633	
	633 634 634	
313 391 ^o	450 450	OPEL
313 391 ^o	453 453 454	RENAULT
	454 455 455	
	633 633	
313 393 ^o	450 450 451	OPEL
	451	
313 393 ^o	454 454 455	RENAULT
	455 633 633	
313 394 ^o	450 450	OPEL
313 394 ^o	454 454 455	RENAULT
	455 633 633	
313 424 ^o	907 908 909	MERCEDES-BENZ
	911 912 913	
	914 915 916	
	917 918 920	
313 500 †	35 35 36	FORD
	36 574 574	
313 501 †	35 35 36	FORD
	36 574 574	
313 502 †	35 35 574	FORD
	574	
313 503 †	35 35 36	FORD
	36 574 574	
313 504 ^o	35 35 36	FORD
	36 574 574	
313 509 ^o	35 35 574	FORD
	574	
313 545 †	35 35 574	FORD
	574	
313 612 ^o	245 246	MERCEDES-BENZ
900 174 †	3 3	CITROËN

Neuaufnahmen / New to range

Artikelnummer Article No.	Seite Page	Hersteller Manufacturer
900 174 ￼	22 22 570 570	FIAT
900 174 ￼	452 452 632 632	PEUGEOT
900 184 ￼	456 456 634 634	RENAULT

Artikelnummer Article No.	Seite Page	Hersteller Manufacturer
------------------------------	---------------	----------------------------

Geänderte Bestellnummer / Amended part numbers

Artikelnummer alt Article No. old	Artikelnummer neu Article No. new	Artikelnummer alt Article No. old	Artikelnummer neu Article No. new	Artikelnummer alt Article No. old	Artikelnummer neu Article No. new
101 158	112 422				
101 166	310 776				
101 456	313 424				
106 365	106 914				
123 878	313 612				
125 597	310 784				
125 777	300 004				
131 056	131 944				
131 074	131 049				
131 075	131 048				
131 137	313 056				
131 278	290 889				
131 693	311 657				
200 070	110 116				
200 775	313 393				
200 777	313 394				
290 992	300 091				
290 997	311 189				
290 998	311 663				
300 017	313 080				
311 970	313 387				
311 971	313 388				
311 975	313 391				
312 006	101 638				
312 124	313 970				

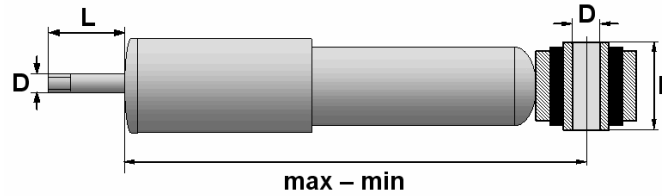
Geänderte Bestellnummer / Amended part numbers

Artikelnummer neu Article No. new	Artikelnummer alt Article No. old	Artikelnummer neu Article No. new	Artikelnummer alt Article No. old	Artikelnummer neu Article No. new	Artikelnummer alt Article No. old
101 638	312 006				
106 914	106 365				
110 116	200 070				
112 422	101 158				
131 048	131 075				
131 049	131 074				
131 944	131 056				
290 889	131 278				
300 004	125 777				
300 091	290 992				
310 776	101 166				
310 784	125 597				
311 189	290 997				
311 657	131 693				
311 663	290 998				
313 056	131 137				
313 080	300 017				
313 387	311 970				
313 388	311 971				
313 391	311 975				
313 393	200 775				
313 394	200 777				
313 424	101 456				
313 612	123 878				
313 970	312 124				

Gestrichene Nummern / Deleted references

Artikelnummer Article No.	Artikelnummer Article No.	Artikelnummer Article No.
030 623	114 881	141 038
030 750	114 888	141 044
100 445	114 931	141 052
100 573	115 322	141 055
101 794	123 842	141 058
105 749	124 969	141 130
106 005	125 047	141 131
106 215	125 343	141 132
106 313	125 694	141 133
110 229	131 685	170 184
110 376	131 756	170 240
110 473	133 000	170 289
110 475	133 009	170 429
110 997	133 010	170 443
112 160	133 011	170 472
112 924	133 012	170 582
114 025	133 013	170 584
114 043	133 014	170 585
114 053	133 015	170 586
114 059	133 016	170 589
114 061	133 019	170 631
114 089	133 020	170 881
114 097	133 021	200 027
114 098	133 022	200 840
114 126	133 023	230 034
114 133	133 024	230 307
114 148	133 025	230 761
114 149	133 026	230 763
114 165	133 027	230 795
114 166	133 028	230 802
114 178	133 029	250 010
114 186	133 030	280 513
114 207	133 031	280 517
114 215	133 032	280 947
114 219	133 034	280 948
114 235	133 036	290 020
114 236	133 038	290 094
114 249	133 039	290 100
114 268	133 040	290 102
114 274	133 041	290 224
114 275	133 042	290 397
114 322	133 043	290 508
114 335	133 044	290 553
114 429	133 045	290 613
114 444	133 047	290 623
114 454	133 048	290 629
114 473	133 049	290 641
114 502	133 050	290 673
114 547	133 051	290 677
114 598	133 052	290 850
114 600	133 059	290 863
114 643	133 060	310 036
114 667	133 061	310 073
114 668	133 062	310 091
114 669	133 063	310 092
114 673	133 064	310 098
114 675	133 068	310 630
114 679	133 069	310 702
114 738	133 070	310 841
114 745	133 076	310 843
114 764	133 077	311 902
114 768	133 080	312 077
114 769	133 085	312 314
114 814	133 089	312 451
114 833	133 090	312 452
114 872	133 097	312 665
114 879	141 020	312 837

Artikelnummer Article No.	Artikelnummer Article No.	Artikelnummer Article No.
313 170	995 506	
313 275	995 507	
313 276	995 515	
313 426	995 520	
400 096	995 531	
400 097	995 532	
444 072	995 533	
444 092	995 553	
444 201	995 554	
444 203	995 583	
444 210	995 584	
444 213	995 585	
444 214	995 586	
444 219	995 587	
450 160	995 610	
4922 110 030	995 623	
4953 000 143	995 624	
556 609	995 660	
751 001	995 661	
900 015	995 670	
900 025	995 671	
995 064	995 675	
995 065	995 676	
995 086	995 677	
995 099	995 678	
995 100	995 727	
995 111	999 001	
995 112	999 023	
995 119	999 042	
995 137	999 047	
995 138	999 052	
995 147	999 273	
995 148	999 303	
995 150	999 304	
995 153	999 352	
995 154	999 466	
995 170	999 492	
995 197	999 544	
995 216		
995 218		
995 219		
995 227		
995 250		
995 255		
995 258		
995 266		
995 267		
995 268		
995 269		
995 298		
995 299		
995 318		
995 323		
995 324		
995 333		
995 346		
995 403		
995 412		
995 413		
995 446		
995 447		
995 462		
995 463		
995 470		
995 471		
995 472		
995 497		



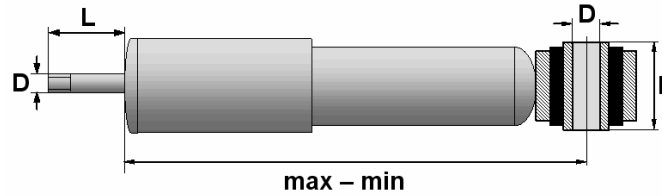
Artikel-Nr. Article No.	max	min		oben D x L upper D x L	unten D x L lower D x L
000 006	397	354	∅	16 x 66	16 x 44
000 331	740	430	∅	14 x 61	20 x 50
000 366	625	410	∅	28 x 100	28 x 66
000 369	565	345	∅	16 x 38	16 x 38
000 370	430	280	∅	16 x 38	16 x 38
101 076	955	535	∅	14 x 75	14 x 75
101 102	430	270	∅	12 x 32	12 x 32
101 155	252	197	∅	14 x 32	14 x 32
101 159	597	357	∅	14 x 67	14 x 62
101 161	778	463	∅	16 x 50	16 x 78
101 162	778	463	∅	16 x 50	16 x 78
101 165	597	357	∅	14 x 67	14 x 62
101 169	621	371	∅	14 x 76	14 x 76
101 242	825	465	∅	14 x 76	14 x 76
101 243	985	545	∅	14 x 76	14 x 76
101 315	245	179	∅	12 x 32	12 x 32
101 323	664	414	∅	16 x 50	16 x 50
101 324	708	428	∅	16 x 50	16 x 75
101 327	290	250	∅	12 x 84	
101 329	290	250	∅	12 x 84	
101 330	415	285	∅	20 x 50	20 x 50
101 345	552	342	∅	14 x 73	14 x 72
101 352	245	179	∅	12 x 32	12 x 32
101 356	625	365	∅	14 x 67	14 x 66
101 382	672	422	∅	20 x 62	
101 383	772	472	∅	20 x 62	
101 388	252	197	∅	14 x 32	14 x 32
101 412	612	367	∅	14 x 67	14 x 62
101 424	613	373	∅	16 x 81	16 x 81
101 425	613	373	∅	16 x 82	16 x 81
101 426	613	373	∅	16 x 82	16 x 81
101 455	658	388	∅	14 x 40	14 x 40
101 467	613	373	∅	16 x 82	16 x 81
101 480	674	434	∅	25 x 50	25 x 50
101 487	401	261	∅	16 x 36	16 x 36
101 496	605	360	∅	12 x 32	12 x 32
101 497	520	320	∅	14 x 40	12 x 40
101 498	520	320	∅	14 x 40	12 x 40
101 551	719	439	∅	16 x 50	16 x 50
101 597	597	357	∅	12 x 32	12 x 32
101 618	601	361	∅	16 x 75	16 x 75
101 636	763	512	∅	24 x 55	24 x 55

Artikel-Nr. Article No.	max	min		oben D x L upper D x L	unten D x L lower D x L
101 637	396	251	∅	10 x 53	
101 638	483	304	∅	12 x 40	12 x 40
101 726	719	429	∅	16 x 84	16 x 50
101 727	734	444	∅	16 x 84	16 x 50
101 729	755	465	∅	16 x 84	16 x 50
101 751	230	166	∅	10 x 59	12 x 32
101 752	250	182	∅	12 x 32	12 x 32
101 757	718	433	∅	16 x 40	16 x 40
101 768	684	404	∅	14 x 67	25 x 50
101 810	854	514	∅	16 x 50	16 x 50
101 823	800	480	∅	24 x 55	24 x 55
101 824	530	333	∅	12 x 42	12 x 42
101 825	381	265	∅	10 x 55	14 x 80
101 858	690	430	∅	16 x 50	16 x 50
101 866	698	423	∅	16 x 83	25 x 50
101 888	263	214	∅	14 x 40	14 x 40
101 892	527	327	∅	16 x 83	16 x 83
101 931	509	324	∅	14 x 50	14 x 50
101 932	575	364	∅	12 x 70	12 x 40
101 968	552	342	∅	14 x 73	14 x 72
101 974	540	350	∅	16 x 50	16 x 50
101 980	658	388	∅	14 x 40	14 x 40
101 985	674	414	∅	16 x 50	16 x 50
101 986	705	435	∅	16 x 50	16 x 50
101 990	585	355	∅	14 x 64	14 x 68
101 993	601	351	∅	12 x 71	12 x 69
105 392	346	275	∅	14 x 40	25 x 40
105 408	351	280	∅	14 x 50	25 x 40
105 423	313	280	∅	14 x 40	14 x 40
105 424	266	212	∅	14 x 34	16 x 34
105 816	254	201	∅	12 x 32	12 x 32
105 819	294	205	∅	10 x 53	14 x 52
105 820	324	219	∅	12 x 62	16 x 33
105 831	331	231	∅	12 x 38	14 x 50
105 840	264	198	∅	14 x 34	16 x 34
105 843	311	260	∅	14 x 45	12 x 69
105 844	293	259	∅	14 x 40	14 x 40
105 845	331	231	∅	12 x 38	14 x 50
105 855	334	274	∅	14 x 45	12 x 69
105 856	289	251	∅	14 x 40	14 x 40
105 875	329	229	∅	12 x 41	14 x 50
105 876	329	229	∅	12 x 41	14 x 50

Die Maßtabelle in dieser vereinfachten Darstellung dient ausschliesslich zur Referenzierung für Ersatzteilnummern, welche in diesem Katalog enthalten sind. Die Stoßdämpfer dürfen keinesfalls ausschließlich aufgrund der Abmessungen ausgewählt werden, da auch bei gleichen Außenmaßen völlig unterschiedliche Dämpfungskräfte erzeugt werden können, so dass auch bei einem nach den Außenmaßen verbaubaren Stoßdämpfer die Sicherheit des Fahrzeugs erheblich beeinträchtigt werden kann!

This dimensions table in simplified form is used exclusively to reference spare parts numbers which are listed in this catalog. Do not select shock absorbers on the basis of the dimensions alone. Even when shock absorbers have the same outer dimensions, they can generate completely different damping forces. Make sure that you only select a shock absorber which has the right outer dimensions and the required damping forces. Otherwise, the safety of the vehicle can be affected considerably. (152)

Maßtabelle / Dimensions table

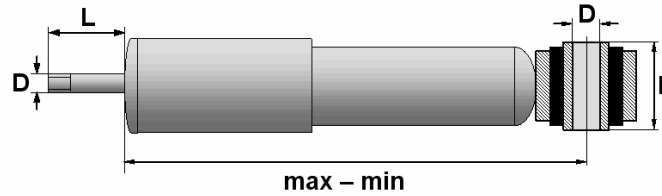


Artikel-Nr. Article No.	max	min		oben D x L upper D x L	unten D x L lower D x L
106 002	529	329	⊥	16 x 75	16 x 75
106 028	624	364	⊥	16 x 86	16 x 91
106 038	710	440	⊙	20 x 55	20 x 55
106 104	552	342	⊥	14 x 64	14 x 66
106 129	692	407	⊙	14 x 67	25 x 50
106 140	612	367	⊥	14 x 67	14 x 62
106 148	529	329	⊥	16 x 75	16 x 75
106 149	565	360	⊙	16 x 40	14 x 40
106 150	565	360	⊙	16 x 40	14 x 40
106 163	626	376	⊙	14 x 40	14 x 40
106 164	580	350	⊙	14 x 40	14 x 40
106 201	800	475	⊙	24 x 55	24 x 55
106 214	543	333	⊙	14 x 40	12 x 40
106 220	825	465	⊥	14 x 75	14 x 76
106 234	598	358	⊥	14 x 73	14 x 83
106 249	230	178	⊥	16 x 41	12 x 70
106 253	647	377	⊥	14 x 67	14 x 68
106 282	701	401	⊥	14 x 76	14 x 83
106 284	772	472	⊙	20 x 62	
106 285	672	422	⊙	20 x 62	
106 296	630	390	⊙	16 x 50	16 x 50
106 298	696	426	⊙	16 x 50	16 x 50
106 322	597	357	⊙	12 x 32	12 x 32
106 323	274	200	⊙	12 x 32	12 x 32
106 324	276	196	⊙		12 x 32
106 343	637	377	⊥	14 x 61	14 x 62
106 345	688	418	⊙	16 x 69	25 x 50
106 365	594	354	⊥	16 x 81	16 x 81
106 405	646	411	⊙	24 x 66	24 x 66
106 406	705	415	⊥	14 x 76	14 x 76
106 417	263	209	⊙	14 x 40	14 x 40
106 423	672	422	⊙	25 x 50	25 x 50
106 424	672	422	⊙	25 x 50	25 x 50
106 469	655	400	⊙	12 x 80	14 x 40
106 477	363	265	⊙	10 x 55	14 x 80
106 478	533	333	⊙	12 x 42	12 x 42
106 522	670	420	⊙	20 x 50	20 x 50
106 533	601	361	⊥	16 x 75	16 x 75
106 559	595	385	⊙	25 x 50	25 x 50
106 592	665	415	⊙	20 x 50	20 x 50
106 603	582	362	⊥	18 x 88	18 x 73
106 627	665	385	⊥	10 x 60	10 x 64

Artikel-Nr. Article No.	max	min		oben D x L upper D x L	unten D x L lower D x L
106 629	688	408	⊙	14 x 76	16 x 40
106 631	601	361	⊥	16 x 81	16 x 75
106 644	665	385	⊥	10 x 60	10 x 64
106 670	601	361	⊥	14 x 73	14 x 72
106 741	586	356	⊥	16 x 81	16 x 81
106 742	685	425	⊙	20 x 62	20 x 62
106 746	664	414	⊙	16 x 50	16 x 50
106 748	607	367	⊥	14 x 70	14 x 72
106 749	595	360	⊥	16 x 75	16 x 75
106 754	729	439	⊙	16 x 50	16 x 50
106 757	713	428	⊙	16 x 102	20 x 62
106 761	607	367	⊥	14 x 70	14 x 72
106 771	794	449	⊥	14 x 76	14 x 83
106 776	732	467	⊙	16 x 62	20 x 62
106 783	290	250	⊥	14 x 84	
106 789	230	178	⊙	16 x 41	12 x 70
106 790	712	432	⊙	14 x 50	14 x 40
106 795	582	352	⊥	14 x 77	14 x 68
106 830	799	479	⊙	16 x 50	16 x 50
106 832	712	432	⊙	14 x 62	16 x 50
106 860	810	490	⊙	16 x 50	16 x 50
106 861	985	545	⊥	14 x 75	14 x 76
106 865	809	479	⊙	16 x 50	16 x 50
106 867	230	170	⊥	12 x 38	12 x 70
106 871	733	453	⊙	16 x 50	16 x 50
106 875	660	410	⊙	16 x 50	16 x 50
106 884	529	329	⊥	16 x 75	16 x 75
106 885	685	415	⊥	16 x 75	16 x 75
106 887	664	414	⊙	16 x 50	16 x 50
106 889	629	409	⊙	28 x 100	28 x 66
106 890	655	415	⊙	16 x 100	16 x 66
106 893	597	357	⊥	14 x 67	14 x 62
106 896	706	416	⊥	14 x 76	14 x 76
106 914	584	354	⊥	16 x 81	16 x 81
106 946	784	464	⊙	16 x 102	20 x 62
106 948	713	428	⊙	16 x 102	20 x 62
106 950	907	537	⊙	20 x 62	20 x 62
106 951	803	473	⊙	16 x 102	20 x 62
106 954	780	460	⊙	16 x 50	16 x 50
106 976	630	380	⊥	16 x 69	20 x 50
106 977	840	480	⊥	16 x 69	16 x 65
106 992	580	350	⊙	14 x 40	14 x 40

Die Maßtabelle in dieser vereinfachten Darstellung dient ausschliesslich zur Referenzierung für Ersatzteilnummern, welche in diesem Katalog enthalten sind. Die Stoßdämpfer dürfen keinesfalls ausschließlich aufgrund der Abmessungen ausgewählt werden, da auch bei gleichen Außenmaßen völlig unterschiedliche Dämpfungskräfte erzeugt werden können, so dass auch bei einem nach den Außenmaßen verbaubaren Stoßdämpfer die Sicherheit des Fahrzeugs erheblich beeinträchtigt werden kann!

This dimensions table in simplified form is used exclusively to reference spare parts numbers which are listed in this catalog. Do not select shock absorbers on the basis of the dimensions alone. Even when shock absorbers have the same outer dimensions, they can generate completely different damping forces. Make sure that you only select a shock absorber which has the right outer dimensions and the required damping forces. Otherwise, the safety of the vehicle can be affected considerably. (152)



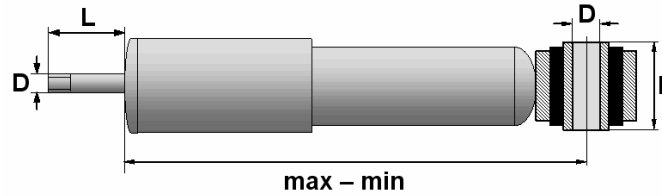
Artikel-Nr. Article No.	max	min		oben D x L upper D x L	unten D x L lower D x L
106 993	626	376	⊕	14 x 40	14 x 40
110 116	355	225	⊖	10 x 55	
110 230	488	298	⊕	16 x 36	16 x 36
110 337	466	340	⊖	10 x 55	14 x 54
110 338	593	360	⊕	12 x 42	12 x 42
110 411	365	230	⊖	10 x 55	
110 431	624	461	⊕	14 x 56	
110 517	603	480	⊕	14 x 80	
110 518	603	480	⊕	14 x 80	
110 521	581	354	⊖	10 x 58	14 x 36
110 567	624	461	⊕	14 x 46	
110 647	716	421	⊖	14 x 85	14 x 85
110 652	826	470	⊖	14 x 78	14 x 78
110 653	650	395	⊖	14 x 85	20 x 45
110 654	508	335	⊖	14 x 85	25 x 50
110 657	829	474	⊖	14 x 78	14 x 79
110 665	380	250	⊖	14 x 85	14 x 85
110 666	570	350	⊖	14 x 85	20 x 52
110 672	805	467	⊖	12 x 79	20 x 52
110 674	675	416	⊖	20 x 45	12 x 61
110 676	247	210	⊖	12 x 65	
110 677	295	255	⊕	12 x 47	12 x 47
110 735	508	308	⊕	16 x 36	16 x 36
110 824	397	247	⊖	10 x 55	12 x 32
110 826	472	292	⊕	16 x 36	19 x 42
110 827	495	302	⊖	10 x 43	16 x 36
110 908	532	326	⊕	19 x 44	12 x 40
110 909	702	414	⊖	14 x 33	12 x 40
110 910	540	330	⊕	19 x 44	12 x 40
110 957	499	316	⊕	17 x 40	17 x 40
112 002	694	434	⊕	20 x 62	30 x 62
112 025	733	453	⊕	16 x 50	16 x 50
112 026	825	465	⊖	14 x 76	14 x 75
112 027	809	489	⊕	16 x 50	16 x 50
112 028	809	489	⊕	16 x 50	16 x 50
112 048	469	299	⊖	16 x 82	16 x 81
112 079	601	361	⊖	14 x 73	14 x 72
112 080	552	372	⊕	20 x 62	20 x 62
112 081	552	372	⊕	20 x 62	20 x 62
112 082	587	387	⊕	20 x 62	20 x 62
112 096	449	299	⊕	12 x 40	16 x 40
112 097	449	299	⊕	12 x 40	16 x 40

Artikel-Nr. Article No.	max	min		oben D x L upper D x L	unten D x L lower D x L
112 098	479	311	⊕	12 x 40	16 x 40
112 099	479	311	⊕	12 x 40	16 x 40
112 116	534	354	⊕	23 x 55	23 x 55
112 119	645	405	⊕	16 x 100	16 x 66
112 123	655	415	⊕	16 x 100	16 x 66
112 126	799	484	⊖	16 x 50	16 x 81
112 127	837	497	⊖	16 x 50	16 x 81
112 128	842	512	⊕	20 x 50	20 x 50
112 129	837	497	⊖	16 x 50	16 x 81
112 130	655	415	⊕	16 x 100	16 x 66
112 145	672	422	⊕	20 x 62	30 x 62
112 156	573	373	⊖	16 x 81	16 x 81
112 167	674	414	⊕	16 x 50	16 x 50
112 209	834	484	⊖	14 x 61	22 x 50
112 211	311	254	⊖	14 x 45	10 x 69
112 212	290	253	⊕	14 x 40	14 x 40
112 220	555	355	⊕	16 x 50	16 x 50
112 273	651	416	⊖	20 x 62	
112 275	482	302	⊕	14 x 50	14 x 50
112 277	630	380	⊖	16 x 70	20 x 50
112 321	262	228	⊕	14 x 40	14 x 40
112 322	672	422	⊖	16 x 81	20 x 62
112 324	686	401	⊖	14 x 73	14 x 72
112 325	683	393	⊖	14 x 67	16 x 65
112 355	555	355	⊕	16 x 50	16 x 50
112 358	656	406	⊖	16 x 81	25 x 50
112 369	580	350	⊕	14 x 58	14 x 40
112 370	626	376	⊕	14 x 58	14 x 40
112 422	590	355	⊖	14 x 76	14 x 75
112 450	635	375	⊖	16 x 81	16 x 81
112 451	681	421	⊖	16 x 83	22 x 50
112 457	658	418	⊕	20 x 55	20 x 55
112 498	669	404	⊕	16 x 38	16 x 38
112 554	618	378	⊕	16 x 38	16 x 38
112 555	664	394	⊕	16 x 38	16 x 38
112 563	270	250	⊖	12 x 84	
112 582	552	372	⊕	20 x 62	20 x 62
112 583	589	359	⊖	14 x 70	14 x 75
112 748	590	390	⊕	20 x 52	20 x 52
112 749	620	420	⊕	20 x 52	20 x 52
112 777	501	331	⊕	24 x 55	24 x 55
112 794	632	372	⊖	16 x 81	16 x 81

Die Maßtabelle in dieser vereinfachten Darstellung dient ausschliesslich zur Referenzierung für Ersatzteilnummern, welche in diesem Katalog enthalten sind. Die Stoßdämpfer dürfen keinesfalls ausschließlich aufgrund der Abmessungen ausgewählt werden, da auch bei gleichen Außenmaßen völlig unterschiedliche Dämpfungskräfte erzeugt werden können, so dass auch bei einem nach den Außenmaßen verbaubaren Stoßdämpfer die Sicherheit des Fahrzeugs erheblich beeinträchtigt werden kann!

This dimensions table in simplified form is used exclusively to reference spare parts numbers which are listed in this catalog. Do not select shock absorbers on the basis of the dimensions alone. Even when shock absorbers have the same outer dimensions, they can generate completely different damping forces. Make sure that you only select a shock absorber which has the right outer dimensions and the required damping forces. Otherwise, the safety of the vehicle can be affected considerably. (152)

Maßtabelle / Dimensions table

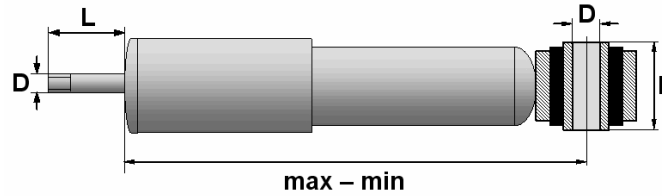


Artikel-Nr. Article No.	max	min		oben D x L upper D x L	unten D x L lower D x L
112 818	489	309	⊥	14 x 73	14 x 72
112 853	651	419	⊙	20 x 62	30 x 62
112 854	752	462	⊙	20 x 62	20 x 62
112 855	311	254	⊙	14 x 45	10 x 69
112 856	290	253	⊙	14 x 40	14 x 40
112 859	697	407	⊥	14 x 70	16 x 75
112 860	685	415	⊥	16 x 75	16 x 75
112 862	712	432	⊙	14 x 50	14 x 40
112 863	601	361	⊥	16 x 75	16 x 75
112 864	587	352	⊥	16 x 75	16 x 75
112 868	648	393	⊙	16 x 40	16 x 40
112 869	645	385	⊙	14 x 73	16 x 50
112 871	889	529	⊙	16 x 50	16 x 50
112 872	879	529	⊙	20 x 62	20 x 62
112 878	710	470	⊙	20 x 55	20 x 55
112 879	529	329	⊥	16 x 75	16 x 75
112 883	656	386	⊥	14 x 73	14 x 72
112 884	311	254	⊙	14 x 45	10 x 69
112 885	290	253	⊙	14 x 40	14 x 40
112 889	630	370	⊥	14 x 61	14 x 62
112 893	638	368	⊥	14 x 67	14 x 74
112 895	643	403	⊙	16 x 50	16 x 50
112 896	601	351	⊥	12 x 71	12 x 69
112 900	590	360	⊥	16 x 81	16 x 75
112 901	607	367	⊥	14 x 76	14 x 76
112 902	782	467	⊙	14 x 70	22 x 50
112 912	535	325	⊥	16 x 75	16 x 75
112 913	489	309	⊥	14 x 73	14 x 72
112 923	676	406	⊙	20 x 55	20 x 55
112 924	541	321	⊥	14 x 64	14 x 68
112 926	697	417	⊙	16 x 63	22 x 50
112 928	635	395	⊙	16 x 50	16 x 50
112 929	645	385	⊙	14 x 73	16 x 50
112 930	728	438	⊙	16 x 50	16 x 83
112 931	800	480	⊙	22 x 55	22 x 55
112 937	515	325	⊥	14 x 64	14 x 72
112 938	644	379	⊥	16 x 76	16 x 82
112 939	660	410	⊙	20 x 55	20 x 55
112 944	765	465	⊙	16 x 44	16 x 44
115 215	380	315	⊙	16 x 97	16 x 44
115 731	380	342	⊙	16 x 71	16 x 44
115 737	380	337	⊙	71 x 16	16 x 44

Artikel-Nr. Article No.	max	min		oben D x L upper D x L	unten D x L lower D x L
115 739	397	329	⊙	16 x 66	16 x 44
115 740	397	329	⊙	16 x 66	16 x 44
115 743	397	393	⊙	16 x 66	16 x 44
115 897	380	312	⊙	16 x 71	
115 904	558	375	⊥	16 x 39	
115 905	558	375	⊥	16 x 39	
115 906	527	343	⊥	16 x 39	
115 907	527	343	⊥	16 x 39	
123 203	697	417	⊙	16 x 63	22 x 50
123 439	515	340	⊙	20 x 55	20 x 55
123 449	442	307	⊥	24 x 58	
123 829	695	425	⊙	24 x 55	24 x 55
123 840	429	294	⊙	20 x 62	20 x 62
123 852	717	432	⊙	20 x 45	20 x 44
123 863	683	398	⊥	16 x 69	16 x 75
123 864	652	417	⊙	21 x 62	30 x 62
123 875	560	360	⊙	20 x 62	20 x 62
123 876	513	333	⊙	20 x 50	20 x 44
123 890	263	210	⊙	14 x 40	14 x 40
123 895	450	290	⊙	16 x 38	16 x 38
123 900	784	464	⊙	14 x 61	22 x 50
123 901	690	410	⊙	14 x 61	22 x 50
123 902	784	464	⊙	14 x 61	22 x 50
123 908	720	440	⊙	16 x 50	16 x 50
123 936	664	394	⊙	16 x 38	16 x 38
123 937	664	394	⊙	16 x 38	16 x 38
124 207	457	297	⊙	14 x 40	14 x 40
124 245	655	415	⊙	16 x 100	16 x 66
124 248	732	442	⊙	16 x 100	16 x 81
124 272	613	373	⊥	14 x 64	14 x 62
124 313	765	465	⊙	16 x 105	16 x 50
124 358	853	503	⊙	16 x 50	16 x 50
124 359	723	443	⊙	20 x 105	20 x 50
124 360	783	473	⊙	20 x 105	20 x 50
124 361	723	443	⊙	20 x 105	20 x 50
124 376	875	520	⊙	20 x 50	20 x 50
124 410	511	321	⊙	14 x 40	12 x 40
124 411	596	356	⊙	12 x 32	12 x 32
124 567	854	514	⊙	16 x 105	16 x 50
124 601	799	484	⊙	16 x 100	16 x 81
124 610	658	403	⊙	12 x 80	14 x 45
124 638	895	535	⊙	16 x 105	16 x 50

Die Maßtabelle in dieser vereinfachten Darstellung dient ausschliesslich zur Referenzierung für Ersatzteilnummern, welche in diesem Katalog enthalten sind. Die Stoßdämpfer dürfen keinesfalls ausschließlich aufgrund der Abmessungen ausgewählt werden, da auch bei gleichen Außenmaßen völlig unterschiedliche Dämpfungskräfte erzeugt werden können, so dass auch bei einem nach den Außenmaßen verbaubaren Stoßdämpfer die Sicherheit des Fahrzeugs erheblich beeinträchtigt werden kann!

This dimensions table in simplified form is used exclusively to reference spare parts numbers which are listed in this catalog. Do not select shock absorbers on the basis of the dimensions alone. Even when shock absorbers have the same outer dimensions, they can generate completely different damping forces. Make sure that you only select a shock absorber which has the right outer dimensions and the required damping forces. Otherwise, the safety of the vehicle can be affected considerably. (152)



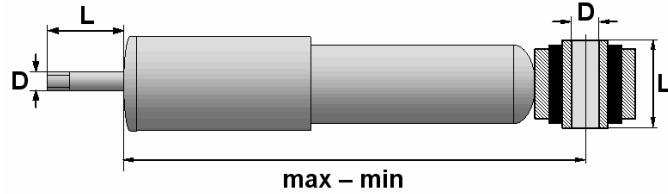
Artikel-Nr. Article No.	max	min		oben D x L upper D x L	unten D x L lower D x L
124 639	771	461	⊕	16 x 50	16 x 50
124 654	515	325	⊕	14 x 55	14 x 40
124 678	804	479	⊕	16 x 50	16 x 50
124 693	552	342	⊕	14 x 73	14 x 72
124 735	368	248	⊕	12 x 47	10 x 50
124 736	261	201	⊕	10 x 62	30 x 40
124 737	301	203	⊕	10 x 59	10 x 54
124 856	652	402	⊕	20 x 55	20 x 55
124 857	652	402	⊕	20 x 55	20 x 55
124 864	754	434	⊕	14 x 67	16 x 50
124 865	754	434	⊕	14 x 67	16 x 50
124 874	672	422	⊕	20 x 62	30 x 62
124 875	607	367	⊕	14 x 70	14 x 72
124 876	667	432	⊕	20 x 62	20 x 62
124 882	728	448	⊕	16 x 50	16 x 50
124 915	781	481	⊕	16 x 100	20 x 50
124 951	489	309	⊕	14 x 73	14 x 72
125 045	809	489	⊕	16 x 50	16 x 50
125 048	499	349	⊕	14 x 69	24 x 58
125 148	647	382	⊕	14 x 67	16 x 50
125 149	651	416	⊕	20 x 62	30 x 62
125 150	729	439	⊕	16 x 50	16 x 50
125 156	268	199	⊕	14 x 34	16 x 48
125 157	323	297	⊕	14 x 45	14 x 45
125 165	547	342	⊕	14 x 58	14 x 75
125 175	530	330	⊕	16 x 54	16 x 54
125 178	290	250	⊕	12 x 84	
125 277	587	368	⊕	16 x 50	16 x 50
125 355	718	428	⊕	16 x 40	16 x 40
125 388	692	422	⊕	16 x 38	16 x 38
125 402	778	448	⊕	14 x 67	16 x 50
125 403	720	410	⊕	14 x 67	14 x 66
125 443	593	378	⊕	14 x 45	14 x 45
125 510	880	530	⊕	16 x 100	20 x 50
125 511	819	479	⊕	16 x 63	20 x 50
125 512	617	357	⊕	12 x 71	12 x 69
125 514	880	530	⊕	16 x 100	20 x 50
125 598	867	497	⊕	14 x 61	20 x 50
125 600	820	480	⊕	14 x 61	22 x 50
125 645	767	477	⊕	16 x 100	16 x 81
125 646	707	412	⊕	16 x 81	16 x 81
125 647	883	528	⊕	16 x 100	20 x 50

Artikel-Nr. Article No.	max	min		oben D x L upper D x L	unten D x L lower D x L
125 648	715	450	⊕	16 x 100	16 x 66
125 649	717	427	⊕	16 x 100	16 x 81
125 668	540	340	⊕	16 x 38	16 x 38
125 673	710	440	⊕	20 x 55	20 x 55
125 743	485	325	⊕	20 x 50	20 x 46
125 747	535	325	⊕	16 x 75	16 x 75
125 748	529	329	⊕	16 x 81	16 x 75
125 753	442	307	⊕	24 x 58	24 x 58
125 756	710	440	⊕	16 x 100	20 x 50
125 757	655	415	⊕	16 x 100	16 x 66
125 762	660	440	⊕	20 x 55	20 x 55
125 777	655	415	⊕	16 x 100	16 x 66
125 857	682	417	⊕	14 x 67	16 x 50
125 858	718	428	⊕	14 x 58	16 x 50
125 889	840	500	⊕	20 x 55	20 x 55
125 890	635	385	⊕	20 x 44	20 x 44
125 898	853	503	⊕	16 x 50	16 x 50
125 908	765	465	⊕	16 x 105	16 x 50
125 909	735	435	⊕	14 x 50	14 x 40
125 911	725	430	⊕	14 x 62	16 x 50
125 912	668	418	⊕	16 x 62	20 x 62
125 931	599	379	⊕	16 x 50	16 x 50
125 932	774	444	⊕	14 x 67	20 x 46
125 933	689	409	⊕	14 x 67	16 x 50
125 934	820	470	⊕	14 x 67	16 x 50
125 935	714	414	⊕	14 x 67	20 x 46
125 936	714	414	⊕	14 x 67	20 x 46
125 937	714	414	⊕	14 x 67	20 x 46
125 938	709	409	⊕	14 x 67	20 x 46
125 939	492	322	⊕	16 x 50	16 x 50
125 940	762	432	⊕	14 x 67	14 x 66
125 941	674	404	⊕	14 x 67	20 x 46
125 959	651	416	⊕	20 x 62	15 x 100
125 960	598	378	⊕	20 x 50	20 x 50
125 961	622	362	⊕	14 x 67	14 x 62
125 962	725	440	⊕	20 x 50	16 x 45
125 963	637	377	⊕	12 x 71	16 x 50
125 964	581	361	⊕	14 x 73	14 x 72
125 965	552	342	⊕	14 x 64	14 x 66
125 975	379	254	⊕	14 x 40	14 x 40
125 996	715	450	⊕	16 x 100	20 x 50
125 997	685	405	⊕	14 x 67	22 x 50

Die Maßtabelle in dieser vereinfachten Darstellung dient ausschliesslich zur Referenzierung für Ersatzteilnummern, welche in diesem Katalog enthalten sind. Die Stoßdämpfer dürfen keinesfalls ausschließlich aufgrund der Abmessungen ausgewählt werden, da auch bei gleichen Außenmaßen völlig unterschiedliche Dämpfungskräfte erzeugt werden können, so dass auch bei einem nach den Außenmaßen verbaubaren Stoßdämpfer die Sicherheit des Fahrzeugs erheblich beeinträchtigt werden kann!

This dimensions table in simplified form is used exclusively to reference spare parts numbers which are listed in this catalog. Do not select shock absorbers on the basis of the dimensions alone. Even when shock absorbers have the same outer dimensions, they can generate completely different damping forces. Make sure that you only select a shock absorber which has the right outer dimensions and the required damping forces. Otherwise, the safety of the vehicle can be affected considerably. (152)

Maßtabelle / Dimensions table

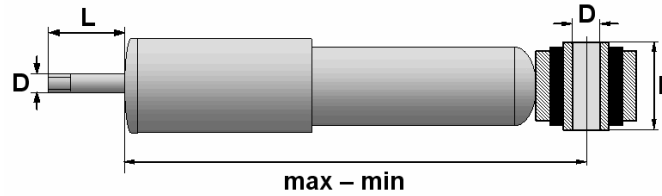


Artikel-Nr. Article No.	max	min		oben D x L upper D x L	unten D x L lower D x L
125 998	690	410	∅	14 x 61	22 x 50
131 008	713	438	∅	16 x 100	16 x 81
131 018	605	395	∅	22 x 50	22 x 50
131 028	636	366	∅	14 x 73	14 x 72
131 029	710	440	∅	16 x 100	20 x 50
131 030	546	336	∅	16 x 81	16 x 81
131 031	546	336	∅	16 x 81	16 x 81
131 034	652	402	∅	14 x 50	14 x 50
131 035	563	363	∅	20 x 62	20 x 62
131 037	617	357	∅	12 x 71	12 x 69
131 038	642	402	∅	16 x 50	16 x 50
131 048	585	355	∅	16 x 81	16 x 75
131 049	596	361	∅	16 x 81	16 x 75
131 056	853	503	∅	16 x 50	16 x 50
131 058	529	329	∅	16 x 75	16 x 75
131 059	499	349	∅	14 x 69	24 x 58
131 060	820	520	∅	24 x 55	24 x 55
131 061	543	333	∅	16 x 81	16 x 75
131 063	841	481	∅	16 x 63	16 x 65
131 064	605	395	∅	22 x 50	22 x 50
131 065	505	315	∅	16 x 66	16 x 65
131 067	587	352	∅	16 x 75	16 x 75
131 068	607	367	∅	14 x 70	14 x 72
131 069	469	299	∅	16 x 81	16 x 81
131 070	441	271	∅	14 x 73	14 x 72
131 071	770	480	∅	20 x 62	
131 072	670	430	∅	20 x 62	
131 073	593	378	∅	14 x 45	14 x 45
131 079	736	446	∅	16 x 50	16 x 50
131 081	499	349	∅	14 x 69	24 x 58
131 082	387	255	∅	12 x 32	12 x 32
131 085	625	410	∅	28 x 100	28 x 66
131 105	488	308	∅	16 x 75	16 x 75
131 106	920	520	∅	16 x 75	16 x 75
131 107	475	315	∅	24 x 62	24 x 62
131 110	605	385	∅	20 x 52	20 x 52
131 111	605	385	∅	20 x 52	20 x 52
131 112	660	410	∅	16 x 50	16 x 50
131 113	729	439	∅	16 x 50	16 x 50
131 117	556	351	∅	16 x 66	22 x 50
131 118	681	396	∅	16 x 66	16 x 65
131 122	475	305	∅	14 x 61	14 x 72

Artikel-Nr. Article No.	max	min		oben D x L upper D x L	unten D x L lower D x L
131 140	535	325	∅	16 x 75	16 x 75
131 141	679	419	∅	20 x 50	20 x 50
131 142	913	543	∅	20 x 50	20 x 50
131 146	651	419	∅	20 x 62	30 x 62
131 148	674	404	∅	14 x 67	20 x 46
131 158	637	387	∅	16 x 69	20 x 50
131 159	469	299	∅	16 x 81	16 x 81
131 161	651	416	∅	20 x 62	30 x 62
131 162	509	309	∅	10 x 62	14 x 40
131 163	809	489	∅	16 x 50	16 x 50
131 164	725	435	∅	14 x 67	20 x 46
131 166	563	363	∅	20 x 62	20 x 62
131 167	686	401	∅	16 x 75	16 x 75
131 173	537	327	∅	16 x 40	14 x 66
131 174	706	436	∅	16 x 50	16 x 50
131 175	545	370	∅	20 x 62	20 x 62
131 181	712	442	∅	16 x 62	20 x 62
131 183	712	432	∅	14 x 62	16 x 50
131 184	859	514	∅	20 x 55	20 x 62
131 188	789	479	∅	16 x 100	16 x 50
131 189	612	392	∅	25 x 50	25 x 50
131 191	505	347	∅	14 x 69	14 x 75
131 194	752	472	∅	20 x 55	20 x 55
131 202	728	448	∅	16 x 62	20 x 62
131 203	599	379	∅	16 x 50	16 x 50
131 206	664	394	∅	16 x 38	16 x 38
131 208	635	395	∅	16 x 50	16 x 50
131 210	802	452	∅	14 x 67	14 x 66
131 220	537	337	∅	16 x 38	16 x 38
131 221	792	472	∅	16 x 50	16 x 81
131 223	681	396	∅	16 x 66	16 x 65
131 225	803	473	∅	16 x 102	20 x 62
131 244	605	385	∅	20 x 52	20 x 52
131 245	605	385	∅	20 x 52	20 x 52
131 255	720	410	∅	14 x 67	14 x 66
131 256	682	417	∅	14 x 64	16 x 50
131 265	603	453	∅	20 x 55	20 x 55
131 270	718	448	∅	16 x 100	16 x 66
131 273	489	309	∅	14 x 73	14 x 72
131 274	505	305	∅	16 x 75	16 x 75
131 275	372	302	∅	12 x 40	12 x 32
131 277	263	214	∅	14 x 40	14 x 40

Die Maßtabelle in dieser vereinfachten Darstellung dient ausschliesslich zur Referenzierung für Ersatzteilnummern, welche in diesem Katalog enthalten sind. Die Stoßdämpfer dürfen keinesfalls ausschließlich aufgrund der Abmessungen ausgewählt werden, da auch bei gleichen Außenmaßen völlig unterschiedliche Dämpfungskräfte erzeugt werden können, so dass auch bei einem nach den Außenmaßen verbaubaren Stoßdämpfer die Sicherheit des Fahrzeugs erheblich beeinträchtigt werden kann!

This dimensions table in simplified form is used exclusively to reference spare parts numbers which are listed in this catalog. Do not select shock absorbers on the basis of the dimensions alone. Even when shock absorbers have the same outer dimensions, they can generate completely different damping forces. Make sure that you only select a shock absorber which has the right outer dimensions and the required damping forces. Otherwise, the safety of the vehicle can be affected considerably. (152)



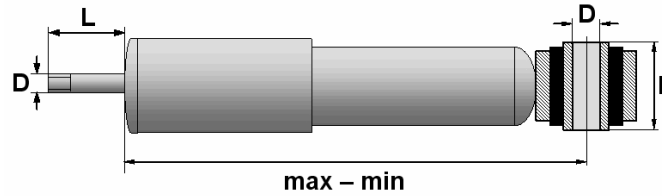
Artikel-Nr. Article No.	max	min		oben D x L upper D x L	unten D x L lower D x L
131 279	670	410	⊕	16 x 50	16 x 50
131 283	618	378	⊕	16 x 38	16 x 38
131 296	715	450	⊕	16 x 100	16 x 66
131 306	889	519	⊕	16 x 50	16 x 50
131 319	570	340	⊕	16 x 75	16 x 75
131 338	710	440	⊕		
131 339	441	271	⊕	14 x 73	14 x 72
131 340	494	314	⊕	16 x 75	16 x 75
131 341	441	271	⊕	14 x 73	14 x 72
131 343	574	364	⊕	16 x 50	14 x 66
131 377	652	402	⊕	20 x 55	20 x 55
131 431	809	489	⊕	16 x 50	16 x 50
131 432	757	447	⊕	16 x 102	20 x 62
131 467	550	350	⊕	14 x 50	14 x 50
131 474	543	353	⊕	20 x 62	16 x 75
131 475	872	522	⊕	20 x 50	20 x 50
131 532	477	287	⊕	14 x 61	14 x 66
131 534	765	465	⊕	16 x 105	16 x 50
131 543	554	344	⊕	14 x 61	20 x 50
131 595	715	450	⊕	16 x 100	16 x 66
131 621	754	434	⊕	14 x 67	16 x 50
131 622	804	479	⊕	16 x 50	16 x 50
131 623	723	443	⊕	20 x 105	20 x 50
131 624	542	332	⊕	16 x 50	14 x 66
131 625	754	434	⊕	14 x 67	16 x 50
131 638	680	420	⊕	14 x 50	14 x 40
131 676	301	295	⊕	50 x 25	14 x 45
131 694	713	443	⊕	16 x 100	16 x 66
131 696	678	428	⊕	20 x 62	30 x 62
131 720	617	357	⊕	12 x 71	12 x 69
131 726	309	295	⊕	50 x 25	14 x 45
131 739	695	420	⊕	16 x 62	16 x 50
131 747	853	503	⊕	16 x 50	16 x 50
131 748	746	456	⊕	20 x 62	20 x 50
131 749	618	353	⊕	12 x 80	16 x 50
131 750	675	405	⊕	14 x 76	24 x 55
131 828	536	326	⊕	16 x 81	16 x 81
131 850	340	275	⊕	14 x 40	25 x 40
131 852	792	482	⊕	20 x 50	20 x 50
131 853	723	448	⊕	20 x 105	20 x 50
131 854	732	452	⊕	20 x 50	20 x 50
131 855	778	476	⊕	20 x 105	20 x 50

Artikel-Nr. Article No.	max	min		oben D x L upper D x L	unten D x L lower D x L
131 856	882	527	⊕	20 x 50	20 x 50
131 857	694	404	⊕	14 x 70	16 x 75
131 858	655	425	⊕	20 x 62	30 x 62
131 906	460	315	⊕	16 x 38	16 x 38
131 907	430	280	⊕	16 x 38	16 x 38
131 908	405	320	⊕	16 x 38	16 x 38
131 909	565	345	⊕	16 x 38	16 x 38
131 910	480	300	⊕	16 x 38	16 x 38
131 912	670	440	⊕	28 x 100	28 x 66
131 927	600	390	⊕	20 x 62	
131 929	830	555	⊕	16 x 62	20 x 50
131 930	474	319	⊕	20 x 62	20 x 62
131 931	663	438	⊕	16 x 100	16 x 81
131 932	672	422	⊕	16 x 81	20 x 62
131 944	804	479	⊕	16 x 50	16 x 50
131 945	658	403	⊕	12 x 80	16 x 50
131 946	590	370	⊕	16 x 80	16 x 50
131 948	820	500	⊕	24 x 55	24 x 55
131 949	645	395	⊕	16 x 50	16 x 50
131 950	664	404	⊕	16 x 50	16 x 50
131 953	664	414	⊕	20 x 50	20 x 50
135 066	278	220	⊕	14 x 40	
135 180	325	286	⊕		
135 279	325	273	⊕		
135 280	325	273	⊕		
135 281	325	273	⊕		
170 177	700	430	⊕	24 x 55	24 x 55
170 178	696	426	⊕	24 x 55	24 x 55
170 179	800	475	⊕	24 x 55	24 x 55
170 183	767	467	⊕	24 x 55	24 x 55
170 190	793	488	⊕	24 x 55	21 x 60
170 191	475	315	⊕	24 x 62	24 x 62
170 199	619	384	⊕	20 x 45	20 x 45
170 200	655	415	⊕	24 x 55	24 x 55
170 202	565	340	⊕	16 x 77	16 x 82
170 203	669	389	⊕	16 x 85	16 x 91
170 204	475	310	⊕	20 x 62	20 x 62
170 210	717	447	⊕	25 x 50	25 x 50
170 211	717	447	⊕	25 x 50	25 x 50
170 212	717	447	⊕	25 x 50	25 x 50
170 213	754	474	⊕	25 x 50	25 x 50
170 491	638	368	⊕	14 x 67	14 x 74

Die Maßtabelle in dieser vereinfachten Darstellung dient ausschliesslich zur Referenzierung für Ersatzteilnummern, welche in diesem Katalog enthalten sind. Die Stoßdämpfer dürfen keinesfalls ausschließlich aufgrund der Abmessungen ausgewählt werden, da auch bei gleichen Außenmaßen völlig unterschiedliche Dämpfungskräfte erzeugt werden können, so dass auch bei einem nach den Außenmaßen verbaubaren Stoßdämpfer die Sicherheit des Fahrzeugs erheblich beeinträchtigt werden kann!

This dimensions table in simplified form is used exclusively to reference spare parts numbers which are listed in this catalog. Do not select shock absorbers on the basis of the dimensions alone. Even when shock absorbers have the same outer dimensions, they can generate completely different damping forces. Make sure that you only select a shock absorber which has the right outer dimensions and the required damping forces. Otherwise, the safety of the vehicle can be affected considerably. (152)

Maßtabelle / Dimensions table

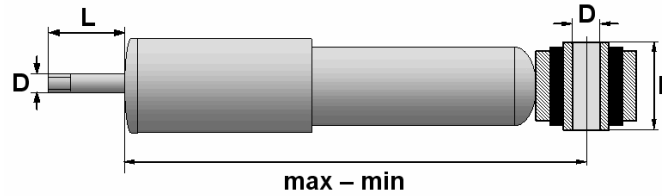


Artikel-Nr. Article No.	max	min		oben D x L upper D x L	unten D x L lower D x L
170 507	677	397	⊕	14 x 67	16 x 50
170 538	503	328	⊕	24 x 55	24 x 55
170 605	632	402	⊕	16 x 100	20 x 50
170 606	655	415	⊕	16 x 100	16 x 66
170 786	324	219	⊕	12 x 52	16 x 33
170 787	324	219	⊕	12 x 52	16 x 33
170 880	294	206	⊕	10 x 53	14 x 52
195 420	388	251	⊕	12 x 32	12 x 32
195 422	389	251	⊕	12 x 32	12 x 32
195 423	389	251	⊕	12 x 32	12 x 32
195 431	388	254	⊕	12 x 32	12 x 32
195 440	389	251	⊕	12 x 32	12 x 32
200 341	878	558	⊕		14 x 40
200 817	385	240	⊕	10 x 53	12 x 32
228 119	316	216	⊕	12 x 32	12 x 32
230 023	572	342	⊕	16 x 36	19 x 42
230 162	379	251	⊕	12 x 48	16 x 36
230 164	428	268	⊕	16 x 36	16 x 36
230 166	548	323	⊕	10 x 55	12 x 52
230 168	483	328	⊕	12 x 26	
230 169	483	328	⊕	12 x 26	
230 172	398	263	⊕	19 x 42	12 x 32
230 777	550	375	⊕	12 x 65	
230 801	582	357	⊕	12 x 40	12 x 40
230 802	506	319	⊕	19 x 45	12 x 40
230 803	570	390	⊕		
230 857	580	359	⊕	12 x 40	12 x 40
230 858	614	376	⊕	12 x 40	12 x 40
230 945	500	332	⊕	12 x 65	20 x 76
230 963	610	370	⊕	15 x 57	12 x 40
230 964	641	401	⊕	15 x 57	12 x 40
230 965	575	385	⊕	12 x 60	
280 510	474	326	⊕	20 x 62	20 x 62
280 725	485	290	⊕	10 x 55	16 x 36
280 727	418	263	⊕	16 x 36	16 x 36
280 729	525	310	⊕	10 x 55	16 x 36
280 791	568	338	⊕	16 x 36	16 x 36
280 793	355	230	⊕	10 x 53	12 x 32
280 889	418	264	⊕	16 x 36	10 x 44
280 923	666	396	⊕	14 x 67	20 x 46
280 925	672	422	⊕	16 x 81	20 x 62
280 926	552	372	⊕	20 x 62	20 x 62

Artikel-Nr. Article No.	max	min		oben D x L upper D x L	unten D x L lower D x L
280 928	768	473	⊕	20 x 62	30 x 62
280 929	690	410	⊕	14 x 50	14 x 40
280 930	675	405	⊕	14 x 76	24 x 55
280 931	893	533	⊕	20 x 62	20 x 62
280 932	710	440	⊕	16 x 100	20 x 50
280 933	630	370	⊕	16 x 69	16 x 65
280 935	675	405	⊕	14 x 76	24 x 55
280 937	668	418	⊕	20 x 62	20 x 62
280 938	668	418	⊕	20 x 62	20 x 62
280 939	344	276	⊕	14 x 40	14 x 40
280 940	783	473	⊕	20 x 105	20 x 50
280 964	552	372	⊕	20 x 62	20 x 62
280 965	246	202	⊕	14 x 32	14 x 32
280 966	563	353	⊕	20 x 62	16 x 75
280 975	697	500	⊕	14 x 46	
280 977	697	520	⊕	14 x 46	
280 979	488	311	⊕	16 x 38	16 x 38
280 981	488	311	⊕	16 x 38	16 x 38
280 983	488	311	⊕	16 x 38	16 x 38
280 985	455	308	⊕	16 x 38	16 x 38
280 987	490	355	⊕	16 x 38	16 x 38
280 989	490	355	⊕	16 x 38	16 x 48
290 007	642	402	⊕	20 x 50	20 x 50
290 009	703	423	⊕	14 x 61	22 x 50
290 010	730	420	⊕	14 x 61	14 x 62
290 011	608	368	⊕	16 x 63	14 x 65
290 012	582	352	⊕	16 x 81	14 x 75
290 024	552	396	⊕	14 x 67	
290 026	498	396	⊕	14 x 67	
290 028	552	396	⊕	14 x 67	
290 030	458	294	⊕	14 x 32	14 x 43
290 032	458	294	⊕	14 x 32	14 x 43
290 034	458	294	⊕	14 x 32	14 x 43
290 036	582	352	⊕	16 x 81	14 x 75
290 037	538	328	⊕	16 x 81	14 x 75
290 043	496	361	⊕	14 x 40	14 x 40
290 045	582	352	⊕	16 x 81	14 x 75
290 062	444	286	⊕	16 x 38	16 x 38
290 063	570	353	⊕	16 x 38	16 x 38
290 098	452	277	⊕	16 x 37	11 x 63
290 112	496	307	⊕	16 x 37	16 x 37
290 134	353	229	⊕	11 x 63	

Die Maßtabelle in dieser vereinfachten Darstellung dient ausschliesslich zur Referenzierung für Ersatzteilnummern, welche in diesem Katalog enthalten sind. Die Stoßdämpfer dürfen keinesfalls ausschließlich aufgrund der Abmessungen ausgewählt werden, da auch bei gleichen Außenmaßen völlig unterschiedliche Dämpfungskräfte erzeugt werden können, so dass auch bei einem nach den Außenmaßen verbaubaren Stoßdämpfer die Sicherheit des Fahrzeugs erheblich beeinträchtigt werden kann!

This dimensions table in simplified form is used exclusively to reference spare parts numbers which are listed in this catalog. Do not select shock absorbers on the basis of the dimensions alone. Even when shock absorbers have the same outer dimensions, they can generate completely different damping forces. Make sure that you only select a shock absorber which has the right outer dimensions and the required damping forces. Otherwise, the safety of the vehicle can be affected considerably. (152)



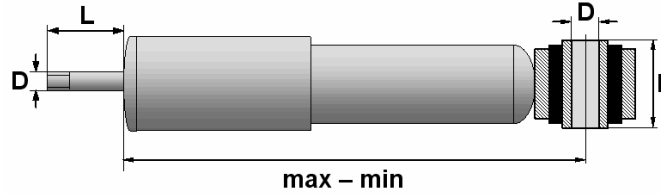
Artikel-Nr. Article No.	max	min		oben D x L upper D x L	unten D x L lower D x L
290 136	496	307	⊕	16 x 37	16 x 37
290 138	465	291	⊕	16 x 37	16 x 37
290 142	495	306	⊕	16 x 37	16 x 37
290 144	354	229	⊖	11 x 63	12 x 32
290 146	526	321	⊕	16 x 37	16 x 37
290 150	333	217	⊖	11 x 63	12 x 32
290 152	367	235	⊖	11 x 63	12 x 32
290 156	490	304	⊕	16 x 37	16 x 37
290 160	530	325	⊕	16 x 37	19 x 41
290 200	330	230	⊖	12 x 35	14 x 50
290 201	308	211	⊖	12 x 88	16 x 25
290 202	308	211	⊖	12 x 88	16 x 35
290 203	308	211	⊖	12 x 88	12 x 25
290 204	308	211	⊖	12 x 88	16 x 35
290 205	295	250	⊖	12 x 93	16 x 25
290 232	585	344	⊕	11 x 63	16 x 37
290 235	710	445	⊕	20 x 55	20 x 55
290 241	696	426	⊕	24 x 55	24 x 55
290 242	670	420	⊕	16 x 50	16 x 50
290 245	360	327	⊕	14 x 40	
290 246	360	327	⊕	14 x 40	
290 247	313	280	⊕	14 x 40	14 x 40
290 248	348	282	⊕	14 x 50	25 x 38
290 249	348	280	⊕	14 x 50	25 x 38
290 250	348	280	⊕	14 x 50	25 x 38
290 251	320	284	⊕	14 x 50	14 x 50
290 257	360	327	⊕	14 x 40	
290 258	345	280	⊕	14 x 50	25 x 40
290 259	345	280	⊕	14 x 50	25 x 40
290 268	208	164	⊕	12 x 32	12 x 32
290 273	540	340	⊖	14 x 73	20 x 52
290 274	540	340	⊖	14 x 73	20 x 52
290 377	524	324	⊕	14 x 40	12 x 40
290 378	524	324	⊕	14 x 40	12 x 40
290 379	549	349	⊕	14 x 40	12 x 40
290 403	524	324	⊕	14 x 40	12 x 40
290 420	543	323	⊖	11 x 63	16 x 37
290 421	466	291	⊕	16 x 37	16 x 37
290 423	254	201	⊕	12 x 32	12 x 32
290 424	749	466	⊕	20 x 45	20 x 45
290 427	422	287	⊕	20 x 45	20 x 45
290 441	416	296	⊖	20 x 46	14 x 90

Artikel-Nr. Article No.	max	min		oben D x L upper D x L	unten D x L lower D x L
290 442	401	286	⊕	20 x 46	20 x 46
290 444	421	307	⊕	20 x 55	20 x 55
290 460	608	388	⊕	19 x 44	19 x 44
290 465	728	448	⊕	19 x 44	19 x 44
290 472	695	403	⊖	14 x 75	14 x 75
290 473	678	430	⊕	20 x 45	14 x 75
290 475	679	419	⊕	20 x 45	20 x 45
290 488	774	464	⊕	16 x 48	25 x 50
290 489	402	350	⊕	14 x 45	14 x 45
290 491	428	300	⊕	14 x 45	20 x 45
290 493	268	237	⊕	20 x 45	20 x 45
290 609	319	222	⊕	12 x 32	16 x 37
290 643	483	293	⊖	11 x 63	16 x 37
290 775	537	332	⊖	16 x 81	16 x 75
290 837	517	364	⊕	12 x 25	
290 838	517	364	⊕	12 x 25	
290 839	517	364	⊕	12 x 25	
290 840	517	364	⊕	12 x 25	
290 845	512	323	⊕	12 x 40	12 x 40
290 846	512	323	⊕	12 x 40	12 x 40
290 889	602	362	⊖	14 x 76	14 x 72
290 955	515	325	⊕	14 x 55	14 x 40
290 975	378	318	⊕	12 x 50	12 x 50
290 976	345	284	⊕	12 x 45	12 x 50
290 977	378	318	⊕	12 x 50	12 x 50
290 978	345	284	⊕	12 x 45	12 x 50
290 979	701	401	⊖	16 x 69	16 x 65
290 980	701	401	⊖	16 x 69	16 x 65
290 981	670	420	⊕	20 x 62	20 x 50
290 982	685	435	⊕	20 x 62	20 x 50
290 983	701	401	⊖	16 x 69	16 x 65
290 987	308	211	⊖	12 x 88	12 x 25
290 988	308	211	⊖	12 x 88	12 x 25
290 989	308	211	⊖	12 x 88	16 x 25
290 990	308	211	⊖	12 x 88	16 x 25
290 991	509	304	⊖	14 x 61	14 x 66
290 993	803	478	⊕	16 x 100	20 x 50
290 995	372	302	⊕	12 x 50	12 x 50
290 996	281	252	⊕	14 x 50	14 x 40
290 999	475	315	⊕	24 x 55	24 x 55
300 001	735	455	⊕	20 x 62	20 x 62
300 002	758	473	⊕	20 x 62	20 x 62

Die Maßtabelle in dieser vereinfachten Darstellung dient ausschliesslich zur Referenzierung für Ersatzteilnummern, welche in diesem Katalog enthalten sind. Die Stoßdämpfer dürfen keinesfalls ausschließlich aufgrund der Abmessungen ausgewählt werden, da auch bei gleichen Außenmaßen völlig unterschiedliche Dämpfungskräfte erzeugt werden können, so dass auch bei einem nach den Außenmaßen verbaubaren Stoßdämpfer die Sicherheit des Fahrzeugs erheblich beeinträchtigt werden kann!

This dimensions table in simplified form is used exclusively to reference spare parts numbers which are listed in this catalog. Do not select shock absorbers on the basis of the dimensions alone. Even when shock absorbers have the same outer dimensions, they can generate completely different damping forces. Make sure that you only select a shock absorber which has the right outer dimensions and the required damping forces. Otherwise, the safety of the vehicle can be affected considerably. (152)

Maßtabelle / Dimensions table

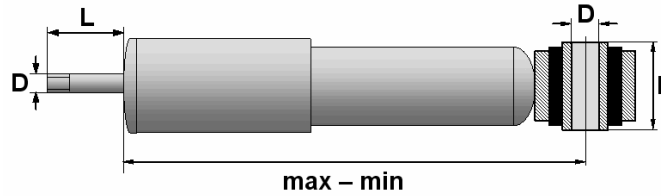


Artikel-Nr. Article No.	max	min		oben D x L upper D x L	unten D x L lower D x L
300 003	638	408	⊥	16 x 85	16 x 91
300 004	655	415	⊙	16 x 100	16 x 66
300 005	663	433	⊙	16 x 81	20 x 50
300 006	657	457	⊙	16 x 100	20 x 50
300 007	508	318	⊥	14 x 73	14 x 66
300 009	713	443	⊙	16 x 66	16 x 66
300 013	373	331	⊙	12 x 50	12 x 50
300 015	338	281	⊙	12 x 45	12 x 50
300 018	735	435	⊙	14 x 50	14 x 40
300 019	689	444	⊙	20 x 105	20 x 50
300 021	626	396	⊙	20 x 105	20 x 50
300 022	735	435	⊙	14 x 50	14 x 40
300 023	820	470	⊙	14 x 67	16 x 50
300 024	646	416	⊙	16 x 81	20 x 50
300 025	602	362	⊥	14 x 76	14 x 72
300 026	613	363	⊥	14 x 71	14 x 74
300 031	488	308	⊥	16 x 75	16 x 75
300 068	526	336	⊙	16 x 81	13 x 96
300 069	685	433	⊙	24 x 52	24 x 52
300 071	493	332	⊙	24 x 55	24 x 55
300 076	553	361	⊙	20 x 46	20 x 46
300 077	767	466	⊙	20 x 46	20 x 46
300 078	595	371	⊙	16 x 38	16 x 38
300 079	428	302	⊙	20 x 62	20 x 62
300 081	510	334	⊙	20 x 46	20 x 46
300 082	432	303	⊙	20 x 46	20 x 46
300 083	557	354	⊙	20 x 46	20 x 46
300 084	637	396	⊙	20 x 46	20 x 46
300 085	587	402	⊙	20 x 52	20 x 52
300 086	521	352	⊙	16 x 38	16 x 38
300 087	639	402	⊙	20 x 46	20 x 46
300 088	551	358	⊙	20 x 46	20 x 46
300 089	433	298	⊙	20 x 46	20 x 46
300 091	618	378	⊥	14 x 67	14 x 62
310 009	631	400	⊙	20 x 46	20 x 46
310 010	563	348	⊙	16 x 38	16 x 38
310 011	241	184	⊙	14 x 40	14 x 40
310 016	576	420	⊥	14 x 85	
310 018	543	333	⊥	16 x 81	16 x 75
310 025	472	312	⊙	20 x 50	20 x 50
310 029	526	376	⊙	16 x 54	16 x 54
310 048	508	318	⊥	16 x 75	16 x 75

Artikel-Nr. Article No.	max	min		oben D x L upper D x L	unten D x L lower D x L
310 049	652	402	⊙	20 x 55	20 x 55
310 050	508	318	⊥	16 x 75	16 x 75
310 132	501	336	⊙	24 x 55	24 x 55
310 133	501	336	⊙	24 x 55	24 x 55
310 134	394	279	⊙	20 x 89	20 x 59
310 135	429	294	⊙	20 x 89	20 x 59
310 141	431	291	⊙	14 x 42	14 x 42
310 162	664	414	⊙	20 x 105	20 x 50
310 163	804	479	⊙	16 x 50	16 x 50
310 616	598	348	⊥	14 x 71	14 x 74
310 617	664	414	⊙	20 x 105	20 x 50
310 620	337	240	⊙	12 x 88	14 x 50
310 626	768	473	⊙	20 x 62	30 x 62
310 627	893	533	⊙	20 x 62	20 x 62
310 628	846	516	⊙	14 x 76	24 x 55
310 629	570	370	⊙	20 x 62	30 x 62
310 748	548	398	⊙	16 x 100	13 x 86
310 749	508	318	⊥	14 x 73	14 x 66
310 768	594	411	⊥	16 x 33	
310 769	731	446	⊙	20 x 50	20 x 50
310 770	511	321	⊙	14 x 40	12 x 40
310 771	680	420	⊙	14 x 50	14 x 40
310 772	809	479	⊙	16 x 50	16 x 50
310 773	819	484	⊙	16 x 63	22 x 50
310 775	652	402	⊙	14 x 50	14 x 50
310 776	590	355	⊥	14 x 64	14 x 68
310 777	809	479	⊙	16 x 50	16 x 50
310 778	753	468	⊙	20 x 55	20 x 55
310 779	749	459	⊙	16 x 50	16 x 50
310 780	712	432	⊙	14 x 50	14 x 40
310 781	712	432	⊙	14 x 62	16 x 50
310 782	585	355	⊥	14 x 64	14 x 68
310 783	690	410	⊙	14 x 61	22 x 50
310 784	690	410	⊙	14 x 61	22 x 50
310 785	817	477	⊥	16 x 100	16 x 81
310 786	950	555	⊙	20 x 50	20 x 50
310 787	655	415	⊙	16 x 100	16 x 66
310 789	799	479	⊙	16 x 50	16 x 50
310 790	583	353	⊥	14 x 71	14 x 68
310 791	712	442	⊙	16 x 62	20 x 62
310 792	585	355	⊥	14 x 64	14 x 68
310 793	664	414	⊙	16 x 50	16 x 50

Die Maßtabelle in dieser vereinfachten Darstellung dient ausschliesslich zur Referenzierung für Ersatzteilnummern, welche in diesem Katalog enthalten sind. Die Stoßdämpfer dürfen keinesfalls ausschließlich aufgrund der Abmessungen ausgewählt werden, da auch bei gleichen Außenmaßen völlig unterschiedliche Dämpfungskräfte erzeugt werden können, so dass auch bei einem nach den Außenmaßen verbaubaren Stoßdämpfer die Sicherheit des Fahrzeugs erheblich beeinträchtigt werden kann!

This dimensions table in simplified form is used exclusively to reference spare parts numbers which are listed in this catalog. Do not select shock absorbers on the basis of the dimensions alone. Even when shock absorbers have the same outer dimensions, they can generate completely different damping forces. Make sure that you only select a shock absorber which has the right outer dimensions and the required damping forces. Otherwise, the safety of the vehicle can be affected considerably. (152)



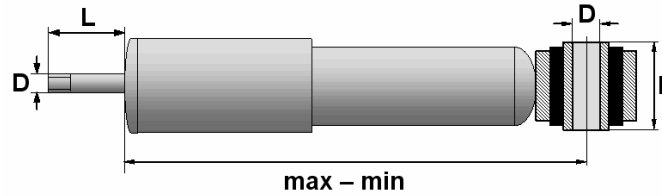
Artikel-Nr. Article No.	max	min		oben D x L upper D x L	unten D x L lower D x L
310 794	701	431	⊕	16 x 50	16 x 50
310 795	809	489	⊕	16 x 50	16 x 50
310 797	690	410	⊖	14 x 61	22 x 50
310 798	809	489	⊕	16 x 50	16 x 50
310 799	660	410	⊕	20 x 55	20 x 55
310 800	809	489	⊕	16 x 50	16 x 50
310 801	744	454	⊕	16 x 50	16 x 50
310 802	799	479	⊕	16 x 50	16 x 50
310 803	809	479	⊕	16 x 50	16 x 50
310 804	853	503	⊕	16 x 50	16 x 50
310 805	804	479	⊕	16 x 50	16 x 50
310 806	712	432	⊕	16 x 50	16 x 50
310 807	731	446	⊕	20 x 50	20 x 50
310 820	426	362	⊕	32 x 46	20 x 46
310 821	340	296	⊕	20 x 46	20 x 46
310 955	307	249	⊕	12 x 40	12 x 40
310 956	296	250	⊕	12 x 47	12 x 47
310 957	307	254	⊕	12 x 40	12 x 40
310 958	560	360	⊕	19 x 44	19 x 44
310 959	758	434	⊖	14 x 72	14 x 72
310 962	633	373	⊖	14 x 72	14 x 72
311 010	506	318	⊕	14 x 57	12 x 40
311 130	670	405	⊖	16 x 92	16 x 92
311 184	734	450	⊖	20 x 55	16 x 92
311 185	760	455	⊕	16 x 50	16 x 50
311 186	725	430	⊕	14 x 62	16 x 50
311 189	313	280	⊕	14 x 40	14 x 40
311 191	765	465	⊕	16 x 105	16 x 50
311 192	754	434	⊖	14 x 67	20 x 46
311 193	618	378	⊕	16 x 38	16 x 38
311 194	669	404	⊕	16 x 38	16 x 38
311 195	266	212	⊕	14 x 34	16 x 34
311 197	826	476	⊖	14 x 56	20 x 46
311 198	820	470	⊖	14 x 67	16 x 50
311 199	605	385	⊕	20 x 52	20 x 52
311 200	538	348	⊕	16 x 40	16 x 40
311 201	596	376	⊖	16 x 81	20 x 62
311 202	691	401	⊖	16 x 78	16 x 78
311 206	508	318	⊖	14 x 73	14 x 66
311 216	510	330	⊖	16 x 75	16 x 75
311 217	643	393	⊖	14 x 79	20 x 45
311 219	499	329	⊖	14 x 73	24 x 58

Artikel-Nr. Article No.	max	min		oben D x L upper D x L	unten D x L lower D x L
311 234	680	420	⊕	14 x 50	14 x 40
311 372	550	336	⊖	10 x 57	14 x 36
311 413	513	332	⊕	16 x 38	10 x 40
311 415	591	369	⊕	10 x 40	16 x 38
311 417	576	369	⊕	10 x 40	16 x 38
311 419	513	332	⊕	16 x 38	10 x 40
311 478	715	435	⊕	20 x 105	24 x 55
311 479	870	540	⊕	20 x 105	24 x 55
311 480	699	429	⊕	20 x 105	24 x 55
311 481	680	410	⊖	14 x 76	24 x 55
311 482	850	530	⊕	20 x 62	20 x 62
311 483	850	530	⊕	20 x 62	20 x 62
311 485	720	525	⊕	20 x 62	30 x 62
311 486	806	486	⊕	20 x 62	20 x 62
311 487	715	435	⊕	20 x 105	16 x 50
311 488	770	460	⊕	16 x 50	24 x 55
311 490	399	359	⊕	16 x 66	16 x 44
311 491	664	394	⊕	16 x 38	16 x 38
311 492	618	378	⊕	16 x 38	16 x 38
311 496	608	358	⊖	14 x 67	14 x 62
311 498	681	406	⊖	14 x 71	14 x 74
311 500	635	395	⊖	16 x 81	20 x 44
311 502	647	382	⊖	16 x 81	16 x 75
311 631	552	354	⊕	19 x 45	19 x 45
311 632	617	387	⊕	19 x 45	19 x 45
311 633	440	285	⊖	14 x 72	14 x 72
311 634	653	410	⊕	25 x 51	25 x 51
311 635	608	380	⊕	19 x 45	19 x 45
311 644	702	432	⊕	20 x 105	20 x 50
311 645	581	427	⊖	16 x 82	
311 646	391	271	⊕	14 x 40	14 x 40
311 647	391	271	⊕	14 x 46	14 x 40
311 648	391	271	⊕	14 x 46	14 x 40
311 649	509	311	⊖	14 x 70	14 x 70
311 650	499	329	⊖	14 x 73	24 x 58
311 651	509	339	⊖	14 x 73	24 x 58
311 656	833	498	⊕	16 x 100	20 x 50
311 657	752	457	⊕	16 x 100	20 x 50
311 658	671	421	⊕	16 x 100	20 x 50
311 659	752	457	⊕	16 x 100	20 x 50
311 660	833	498	⊕	16 x 100	20 x 50
311 662	697	457	⊕	16 x 100	20 x 50

Die Maßtabelle in dieser vereinfachten Darstellung dient ausschliesslich zur Referenzierung für Ersatzteilnummern, welche in diesem Katalog enthalten sind. Die Stoßdämpfer dürfen keinesfalls ausschließlich aufgrund der Abmessungen ausgewählt werden, da auch bei gleichen Außenmaßen völlig unterschiedliche Dämpfungskräfte erzeugt werden können, so dass auch bei einem nach den Außenmaßen verbaubaren Stoßdämpfer die Sicherheit des Fahrzeugs erheblich beeinträchtigt werden kann!

This dimensions table in simplified form is used exclusively to reference spare parts numbers which are listed in this catalog. Do not select shock absorbers on the basis of the dimensions alone. Even when shock absorbers have the same outer dimensions, they can generate completely different damping forces. Make sure that you only select a shock absorber which has the right outer dimensions and the required damping forces. Otherwise, the safety of the vehicle can be affected considerably. (152)

Maßtabelle / Dimensions table

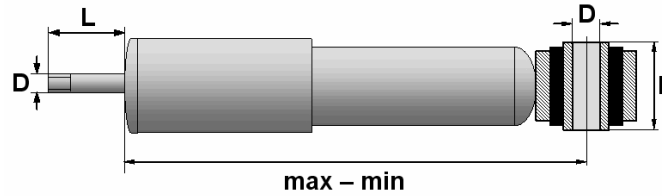


Artikel-Nr. Article No.	max	min		oben D x L upper D x L	unten D x L lower D x L
311 663	354	258	⊕	14 x 50	25 x 38
311 664	320	248	⊕	14 x 50	14 x 50
311 665	723	443	⊕	20 x 105	20 x 50
311 666	746	456	⊕	20 x 62	20 x 50
311 668	685	425	⊕	20 x 105	20 x 50
311 669	800	480	⊕	20 x 50	20 x 50
311 762	880	522	⊕	20 x 46	20 x 62
311 778	498	348	⊖	14 x 73	24 x 58
311 828	902	535	⊕	20 x 55	20 x 62
311 833	542	340	⊕	14 x 57	12 x 40
311 834	555	346	⊕	14 x 57	12 x 40
311 835	588	377	⊕	14 x 57	12 x 40
311 836	610	379	⊕	14 x 57	12 x 40
311 837	632	401	⊕	14 x 57	12 x 40
311 838	542	392	⊕	14 x 57	12 x 40
311 876	715	430	⊕	20 x 50	20 x 50
311 888	325	273	⊖		
311 889	278	205	⊕	14 x 40	
311 890	510	310	⊖	16 x 75	16 x 75
311 891	703	413	⊖	14 x 68	20 x 50
311 892	847	487	⊖	14 x 60	20 x 50
311 893	823	493	⊕	20 x 50	20 x 50
311 894	699	429	⊕	20 x 105	24 x 55
311 895	595	380	⊕	16 x 50	16 x 50
311 929	498	396	⊖	14 x 67	
311 930	498	396	⊖	14 x 67	
311 931	479	310	⊕	14 x 32	14 x 43
311 932	479	310	⊕	14 x 32	14 x 43
311 972	521	332	⊕	12 x 32	14 x 32
311 973	509	339	⊕	12 x 32	14 x 32
311 974	578	410	⊕	12 x 32	14 x 32
312 041	740	450	⊕	20 x 55	20 x 55
312 043	798	483	⊕	20 x 55	20 x 55
312 241	381	281	⊕	24 x 58	24 x 58
312 272	269	212	⊕	14 x 32	14 x 32
312 273	245	186	⊕	14 x 32	14 x 32
312 372	756	463	⊕	20 x 55	20 x 62
312 374	408	380	⊕	16 x 38	16 x 38
312 395	243	186	⊕	14 x 32	14 x 32
312 557	638	422	⊕	28 x 100	28 x 66
312 558	713	438	⊖	16 x 100	16 x 81
312 561	496	326	⊕	24 x 55	24 x 55

Artikel-Nr. Article No.	max	min		oben D x L upper D x L	unten D x L lower D x L
312 624	380	254	⊕	12 x 48	16 x 37
312 632	684	418	⊖	14 x 88	14 x 68
312 633	945	555	⊕	20 x 55	20 x 62
312 634	553	365	⊕	20 x 40	20 x 40
312 635	588	376	⊖	16 x 71	20 x 62
312 636	684	418	⊖	14 x 68	14 x 68
312 637	728	445	⊕	20 x 45	20 x 45
312 644	380	270	⊕	20 x 50	20 x 50
312 645	320	284	⊕	14 x 50	14 x 50
312 646	320	284	⊕	14 x 50	14 x 50
312 647	320	284	⊕	14 x 50	14 x 50
312 648	320	284	⊕	14 x 50	14 x 50
312 649	229	211	⊕	12 x 40	12 x 40
312 651	384	349	⊕		14 x 50
312 655	612	449	⊖	14 x 78	
312 656	487	320	⊕	14 x 50	14 x 40
312 694	411	360	⊕	14 x 45	14 x 45
312 695	338	228	⊖		20 x 46
312 706	715	450	⊕	16 x 100	16 x 66
312 710	663	408	⊕	20 x 50	20 x 50
312 711	663	408	⊕	20 x 50	20 x 50
312 712	715	430	⊕	20 x 50	20 x 50
312 714	679	424	⊕	20 x 50	20 x 50
312 716	866	521	⊕	20 x 55	20 x 62
312 717	903	558	⊕	20 x 55	20 x 62
312 719	854	514	⊕	20 x 55	20 x 62
312 723	707	412	⊖	16 x 81	16 x 81
312 804	330	225	⊖	28 x 45	12 x 46
312 805	354	237	⊖	28 x 45	12 x 46
312 859	700	435	⊕	20 x 105	24 x 55
312 913	735	455	⊕	20 x 62	20 x 62
312 956	689	416	⊖	14 x 63	14 x 62
312 977	541	351	⊕	24 x 55	24 x 55
312 978	432	292	⊕	24 x 55	24 x 55
312 979	474	314	⊕	20 x 62	20 x 62
313 031	572	314	⊕	12 x 40	14 x 40
313 056	504	329	⊕	24 x 55	24 x 55
313 057	474	319	⊕	20 x 55	20 x 55
313 080	337	299	⊕	12 x 45	12 x 45
313 181	376	334	⊕	12 x 50	12 x 50
313 182	376	334	⊕	12 x 50	12 x 50
313 183	340	284	⊕	12 x 45	12 x 50

Die Maßtabelle in dieser vereinfachten Darstellung dient ausschliesslich zur Referenzierung für Ersatzteilnummern, welche in diesem Katalog enthalten sind. Die Stoßdämpfer dürfen keinesfalls ausschließlich aufgrund der Abmessungen ausgewählt werden, da auch bei gleichen Außenmaßen völlig unterschiedliche Dämpfungskräfte erzeugt werden können, so dass auch bei einem nach den Außenmaßen verbaubaren Stoßdämpfer die Sicherheit des Fahrzeugs erheblich beeinträchtigt werden kann!

This dimensions table in simplified form is used exclusively to reference spare parts numbers which are listed in this catalog. Do not select shock absorbers on the basis of the dimensions alone. Even when shock absorbers have the same outer dimensions, they can generate completely different damping forces. Make sure that you only select a shock absorber which has the right outer dimensions and the required damping forces. Otherwise, the safety of the vehicle can be affected considerably. (152)



Artikel-Nr. Article No.	max	min		oben D x L upper D x L	unten D x L lower D x L
313 184	339	297		12 x 45	12 x 50
313 209	679	427		12 x 59	20 x 45
313 210	686	411		12 x 59	20 x 45
313 211	624	394		20 x 45	
313 212	679	427		12 x 59	20 x 45
313 213	686	453		12 x 59	20 x 45
313 214	701	468		12 x 59	20 x 45
313 215	730	487		12 x 59	20 x 45
313 327	571	391		14 x 54	
313 387	417	329		12 x 32	14 x 52
313 388	551	348		12 x 32	14 x 32
313 391	551	348		12 x 32	14 x 32
313 393	417	329		12 x 32	14 x 52
313 394	551	348		12 x 32	14 x 32
313 424	248	196		18 x 34	18 x 34
313 500	611	431		12 x 25	
313 501	611	431		12 x 25	
313 502	618	431		12 x 25	
313 503	600	408		12 x 25	
313 545	618	431		12 x 25	
313 612	434	289		14 x 42	14 x 42
367 206	633	383		14 x 40	14 x 40
385 201	550	340		16 x 40	14 x 40
398 001	560	340		16 x 40	14 x 60
428 233	413	267		12 x 32	12 x 32
605 001	906	536		20 x 62	20 x 62
625 404	494	339		20 x 62	20 x 62
646 002	665	425		20 x 50	20 x 50
665 008	428	300		24 x 58	24 x 58
701 131	420	265		12 x 42	12 x 42
704 102	337	237		12 x 45	12 x 32
723 101	626	376		14 x 40	14 x 40
724 004	572	372		14 x 40	14 x 40
725 002	626	676		14 x 40	14 x 40
749 002	354	244		12 x 32	12 x 32
762 001	242	179		14 x 32	14 x 32
769 002	785	455		14 x 70	14 x 72
780 001	642	372		14 x 60	14 x 40
790 001	623	383		14 x 76	16 x 50
791 002	387	267		16 x 36	12 x 32
793 031	590	357		12 x 32	12 x 32
794 031	590	350		12 x 32	12 x 32

Artikel-Nr. Article No.	max	min		oben D x L upper D x L	unten D x L lower D x L
799 001	920	520		16 x 75	16 x 75
880 001	412	270		12 x 42	12 x 42
897 001	702	432		16 x 50	16 x 50
975 001	432	292		14 x 42	14 x 42
976 001	432	292		14 x 42	14 x 42

Die Maßtabelle in dieser vereinfachten Darstellung dient ausschliesslich zur Referenzierung für Ersatzteilnummern, welche in diesem Katalog enthalten sind. Die Stoßdämpfer dürfen keinesfalls ausschließlich aufgrund der Abmessungen ausgewählt werden, da auch bei gleichen Außenmaßen völlig unterschiedliche Dämpfungskräfte erzeugt werden können, so dass auch bei einem nach den Außenmaßen verbaubaren Stoßdämpfer die Sicherheit des Fahrzeugs erheblich beeinträchtigt werden kann!

This dimensions table in simplified form is used exclusively to reference spare parts numbers which are listed in this catalog. Do not select shock absorbers on the basis of the dimensions alone. Even when shock absorbers have the same outer dimensions, they can generate completely different damping forces. Make sure that you only select a shock absorber which has the right outer dimensions and the required damping forces. Otherwise, the safety of the vehicle can be affected considerably. (152)

- DE** *Stoßdämpfer für Nfz*
- EN** *Shock Absorbers for Commercial Vehicles*
- FR** *Amortisseur d'utilitaire*
- NL** *Schokdemper bedrijfsvoertuig*
- ES** *Amortiguador para utilitario*
- PT** *Amortecedores para veículos comerciais*
- IT** *Ammortizzatori per veicoli commerciali*
- NO** *Støtdemper for nyttekjøretøy*
- SV** *Stötdämpare för nyttofordon*
- FI** *Iskunavaimentimet hyötyajoneuvoille*
- RU** *Амортизаторы для грузовых автомобилей*
- PL** *Amortyzatory do pojazdów użytkowych*
- HU** *Lengéscsillapítók haszonjárművekhez*
- CS** *Tlumiče pro užitková vozidla*
- RO** *Amortizoare pentru autoutilitare*
- HR** *Amortizeri za gospodarska vozila*
- EL** *Αμορτισέρ για επαγγελματικά οχήματα*
- TR** *Ticari araçlar için amortisörler*
- ZH** *商用车减振器*



ZF Services GmbH
 Obere Weiden 12 · 97424 Schweinfurt · Germany
 Borgwardstraße 16 · 28279 Bremen · Germany
 info.zf-services@zf.com · www.zf.com

