

REFERENZ REFERENCIA REFERENCE CODE	ZEICH. PLANO VUE N° DRAW.	FAHRZEUG-TYP APLICACION APPLICATION VOITURE CAR MODEL APPLICATION	JAH AÑO ANNÉE YEAR	ERSATZTEIL NR. N°ORIGINAL N°D'ORIGINE SUIT.ORIG.N°	ABMESSUNG DIM. PANAL DIM. FAISCEAUX CORE DIMENSIONS	TECH. TECN. TECH. TECH.	
---	------------------------------------	--	-----------------------------	---	--	----------------------------------	---


**ALFA ROMEO ALFA ROMEO**

RA0000070	RD0500	147 1.9 JTD	01-	46842843	580*420*28	A/P	O.E.
RA0000080	RD0501	147 2000 GDI	03-	46849783	580*400*28	A/P	O.E.
<b>RADIATEURS DE CHAUFFAGE / HEATERS / HEIZUNGEN</b>			<b>RADIATEURS DE CHAUFFAGE / HEATERS / HEIZUNGEN</b>				
RA2000000	HT0082	164 - All Models / FIAT CROMA/THEMA All Models	87 - 92	60805074 / 82420113	280*158*42	A/P	O.E.
<b>CONDENSEUR / CONDENSER A.C. / KONDENSATOR</b>			<b>CONDENSEUR / CONDENSER A.C. / KONDENSATOR</b>				
RA7000010	CD0223	155 / FIAT TIPO / TEMPRA		7618916	575*350*35	A	O.E.
RA7000020	CD0224	155 / FIAT TIPO / TEMPRA		46417426	580*350*35	A	O.E.
RA7000030	CD0225	145/146 TD/LANCIA DEDRA / DELTA	94-	7773819	530*350*32	A	O.E.
RA7000040	CD0226	145/146/155 1.4 - 1.6 - 1.7	95-	60610662	570*350*25	A	O.E.
RA7000050	CD0227	COUPÉ / SPIDER / 2.0 16 VTS	95-	60604153	625*393*23	A	O.E.
RA7000060	CD0228	166 2.0 I / 2.5I / 3.0i	98-	60630547	486*399*22	A	O.E.
RA7000070	CD0229	147 1.9 JTD	01-	46842842	530*340*16	A	O.E.
RA7000080	CD0230	147 1.9 JTD / 2000 GDI // 156 2000 JTS WITH FILTER	02-	46814850	512*340*16	A	O.E.
700M10	CD0001	156 ( ALL )	97-	60628820	530*340	A	
<b>ELECTROVENTILATEUR / COOLING FANS / KÜHLERVENTILATOR</b>			<b>ELECTROVENTILATEUR / COOLING FANS / KÜHLERVENTILATOR</b>				
EV836010	EV0097	147 1.9 JTD 8v/16v	01-	46842844			O.E.
EV851110	EV0110	147 2.0 JTS +/- AC ( WITH BLOWER PROTECTION )	02-	46849782			O.E.
EV854510	EV0108	147 2.0 JTS +/- AC ( WITHOUT BLOWER PROTECTION )	02-	60692703			O.E.

**AUDI AUDI**

RA0010010	RD0502	80D	86-	811.121.253.B	580*303*32	C/B	
RA0010020	RD0503	80 INJ.	86-	893.121.253.A	580*303*32	C/B	
RA0010040	RD0504	100	77-	443.121.253 A/B	570*307*42	A/P	
RA0010050	RD0505	200 TURBO	84-	443.121.251 K/L	615*307*42	A/P	
RA0010060	RD0506	80 1.6	85-	893.121.253	420*303*32	C/B	
RA0010070	RD0507	100 5E	84-	431.121.253 A	660*265*32	C/B	
RA0010090	RD0508	80 D / TD	86-	893.121.251	600*307*42	A/P	
RA0010100	RD0509	CHINA		443.121.251 T	600*307*42	A/P	
RA0010110	RD0510	V 8		447.121.251 G	615*307*42	A/P	
RA0010120	RD0511	100 IV 2.0 / 2.5 TDI / A6 1.9 TDI	90-	4 A0 121 251 E	630*390*23	A/P	
RA0010130	RD0512	100 IV 2.0/2.5 TDI / A6 1.9 TDI A/C	90 -	4 A0 121 251 A / D	630*390*28	A/P	
RA0010140	RD0513	100 IV 2.6E/2.8E V6 / A6 2.6/2.8V6	92 -	4 A0 121 251 K	630*390*28	A/P	
RA0010160	RD0514	A 4 I 1.6 / 1.8 20v / 1.9 TDI	96 -	8 D0 121 251 P	631*399*33	A/P	
RA0010170	RD0515	A 4 I 1.6 / 1.8 20v / 1.9 TDI A/T	96 -	8 D0 121 251 M	631*399*33	A/P	
RA0010180	RD0516	A 4 I 1.6 / 1.8 20v	95-96	8 D0 121.251 K	631*399*33	A/P	
RA0010190	RD0517	A3 1.6 / 1.8 / 1.8 20 v / 1.9 TDI (+/-AC)	9/96-	1 J0 121 253 H/P/N	650*391*23	A/P	
RA0010220	RD0518	A4 I 2.4 E/2.6 E/ 2.8 E A/T (3/96-) // A6 II 2.4/2.6 E/ 2.8 E A/T ( 6/97-)	3/96-	8 D0 121 251 L	630*399*28	A/P	
RA0010230	RD0519	A4 I 2.4 E/2.6 E/ 2.8 E (3/96-) // A6 II 2.4/2.6 E/ 2.8 E ( 6/97-)	3/96-	8 D0 121 251 N	630*399*28	A/P	
RA0010240	RD0520	A4 II 1.9 TDI 130cv	01-	8 E0 121 251 A	632*399*28	A/P	
RA0010241	RD0520	A4 II 1.9 TDI 130cv	01-	8 E0 121 251 A	632*399*32	A/P	
RA0010301	RD1003	A3 II 1.9 TDi 130cv AC	03-	1K0 121 253 H	650*414*32	A/P	
RA0010311	RD1004	A3 II 2.0 150cv AC	03-	1K0 121 251 E	650*414*32	A/P	

REFERENZ REFERENCIA REFERENCE CODE	ZEICH. PLANO VUE N° DRAW.	FAHRZEUG-TYP APLICACION APPLICATION VOITURE CAR MODEL APPLICATION	JAHR AÑO ANNÉE YEAR	ERSATZTEIL NR. N°ORIGINAL N°D'ORIGINE SUIT.ORIG.N°	ABMESSUNG DIM. PANAL DIM. FAISCEAUX CORE DIMENSIONS	TECH. TECN. TECH. TECH.
RA0010320	RD1005	A3 II 2.0 TDi 140 cv AC	03-	1K0 121 251 N	650*427*28	A/P
RA0010330	RD1006	A3 II 1.6 120cv AC	03-	1K0 121 251 P	650*415*23	A/P
RA0010350	RD1007	A4 II 1.6i 16v / 1.8i 20v TURBO / 1.8i 20v / 2.0 FSI 20v	10/00-	8E0 121 251	632*415*23	A/P
<b>RADIATEURS DE CHAUFFAGE / HEATERS / HEIZUNGEN</b>			<b>RADIATEURS DE CHAUFFAGE / HEATERS / HEIZUNGEN</b>			
RA2010000	HT0083	100 ( 76-94 ) / 200 ( 82- ) / A6 ( 96- )		443.819.031 B	273*141*32	C/B
201B02	HT0003	80/ 80 TD / A 4		893.819.031 D	234*152	A/P
<b>CONDENSEUR / CONDENSER A.C. / KONDENSATOR</b>			<b>CONDENSEUR / CONDENSER A.C. / KONDENSATOR</b>			
701V01	CD0014	A6	7/94-	4A0.260.403 C	375*540	A
701M02	CD0005	A4	10/94-	8 D0.260.401 A	652*400	A
701M03	CD0006	80 IV	10/91-	8A0.260.403 AA	605*350	A
701M04	CD0007	80 IV TD	10/91-	8A0.260.403 AB	605*350	A
701M05	CD0008	80 III 1.6 / 1.8 / 1.6D / 1.6TD	86-91	893.260.403	607*322	A
701M06	CD0009	A3 (ALL MODELS) / GOLF IV (ALL MODELS )	96-	1JO 820 413 B / D	540*360	A
701M07	CD0010	A4 II V6 2,5 TDI	97-	8DO.260.401 G	570*420	A
701M16	CD0011	A 6 II 2.5 V6 TDI	97-	4B0.260.403 D	592*420	A
701M21	CD0284	A4 1.6/1.8T/1.9TDI/2.0FSI/2.4V6/2.5TDIV6/3.0V6	03-	8E0.260.401 D / 403 D	565*385	A
701M22	CD0013	A4 1.6/1.8T/1.9TDI/2.0FSI/2.4V6/2.5TDIV6/3.0V6/ ALLROAD 4.2	02-	8E0.260.403 A/B	565*385	A
<b>REFROIDISSEURS D'AIR / INTERCOOLERS / LADELUFTKUEHLER</b>			<b>REFROIDISSEURS D'AIR / INTERCOOLERS / LADELUFTKUEHLER</b>			
RA8010150	IT0120	A 4 I 1.8 T / 1.9 TDI	95 -	058 145 805 A	240*175*62	A/P
RA8010200	IT0121	A4 II 1.8 TURBO	12/02-	8E0 145 805 N	215*196*64	A/P
RA8010210	IT0122	A4 II 2.5 TDI V6 (RIGHT)	00-	8E0 145 806 C / D	200*193*64	A/P
RA8010211	IT0123	A4 II 2.5 TDI V6 (LEFT)	00-	8E0 145 805 E / G / P	200*193*64	A/P
RA8010220	IT0124	A4 I 1.8 TURBO	00-	8E0 145 805 L	215*196*64	A/P
RA8010250	IT0125	A4 - RS4 ( LEFT )	00-	078 145 805 J	193*238*64	A/P
RA8010251	IT0126	A4 - RS4 ( RIGHT )	00-	078 145 806 J	193*238*64	A/P
RA8010260	IT0127	A6 III - RS6 ( LEFT )	02-	077 145 805 F	250*203*64	A/P
RA8010261	IT0128	A6 III - RS6 ( RIGHT )	02-	077 145 806 F	250*203*64	A/P
RA8010270	IT0129	A8 4.0 TDI ( LEFT )	03-	4E0 145 805 D	270*208*64	A/P
RA8010271	IT0130	A8 4.0 TDI ( RIGHT )	03-	4E0 145 806 A	270*208*64	A/P
RA8010280	IT0131	A8 3.0 TDI ( LEFT )	03-	4E0 145 805 G	216*208*64	A/P
RA8010281	IT0132	A8 3.0 TDI ( RIGHT )	03-	4E0 145 806 D	270*208*64	A/P
RA8010290	IT0133	A4 II 1.8T PLUS (LEFT)	03-	8E0 145 805 Q	215*193*64	A/P
RA8010291	IT0134	A4 II 1.8T PLUS (RIGHT)	03-	8E0 145 806 F	210*190*64	A/P
RA8010340	IT0143	A6 IV 3.0 V6 TDI (LEFT)	04-	4F0 145 805 E	205*200*64	A/P
RA8010341	IT0144	A6 IV 3.0 V6 TDI (RIGHT)	04-	4F0 145 806 E	205*200*64	A/P
RA8010342	IT0145	A6 IV 3.0 V6 TDI ( CENTRAL )	04-	4F0 145 731 E	548*50,5*50	A/P
RA8010370	IT0149	A4 III 3.0 V6 TDI ( LEFT )	04-	8E0 145 805 R	189*194*64	A/P
RA8010371	IT0150	A4 III 3.0 V6 TDI ( RIGHT )	04-	8E0 145 806 L	206*194*80	A/P
<b>AUSTIN-ROVER</b>			<b>AUSTIN-ROVER</b>			
RA0020000	RD0521	AUSTIN 850/1000	59-	ARP 1106	270*267*40	C/B
RA0020001	RD0522	AUSTIN 850/1000	59-	ARP 1106	270*269*32	C/B
RA0020051	RD0523	SHERPA	74-87	ATP 1025	498*358*32	C/B
RA0020060	RD0524	METRO 1.0 , 1.3	80-84	ARP 1169/NAM 4533	500*263*32	C/B
RA0020090	RD0525	LAND-ROVER 88/109	71-85	577609 / RR022	440*457*52	C/B



REFERENZ REFERENCIA REFERENCE CODE	ZEICH. PLANO VUE N° DRAW.	FAHRZEUG-TYP APLICACION APPLICATION VOITURE CAR MODEL APPLICATION	JAH AÑO ANNÉE YEAR	ERSATZTEIL NR. N°ORIGINAL N°D'ORIGINE SUIT.ORIG.N°	ABMESSUNG DIM. PANAL DIM. FAISCEAUX CORE DIMENSIONS	TECH. TECN. TECH. TECH.
RA0020091	RD0526	LAND-ROVER 88/109	71-85	577609 / RR022	440*457*48,5	C/B
RA0020140	RD0527	MAESTRO / MONTEGO 1.3	85-95	ATP 1106 / ADU 8016	406*323*32	C/B
RA0020150	RD0528	MAESTRO / MONTEGO 1.6	84-92	ATP 1107 / ADU 8017	498*323*32	C/B
RA0020160	RD0529	MINIMETRO	84-	ADU 9098/STP 1007	500*271*22	C/B
RA0020170	RD0530	ROVER 213	84-85	BTP 1381	498*323*32	C/B
RA0020180	RD0531	ROVER 216	85-	BTP 1382	585*323*32	C/B
RA0020181	RD0532	ROVER 216 ( HD )	85-	BTP 1382	585*322*32	C/B
RA0020190	RD0533	MINIMETRO	84-	ADU 9098	500*271*22	C/B
RA0020261	RD0534	ROVER 214/414	90-95	PCC 102 89	432*382*18	A/P
RA0020271	RD0535	ROVER 216/416	89 -	EAP 8721	522*382*28	A/P
RA0020281	RD0536	ROVER 216/416 AC	90 -	PCC 102 90	522*382*28	C/P
RA0020320	RD0537	ROVER 100 1.1 / 1.4	90-94	GRD 146	500*254*22	C/B
RA0020330	RD0538	MAESTRO / MONTEGO 2.0	84-95	ATP 1130	600*322*32	C/B
RA0020340	RD0539	ROVER 100 1.4 D	92-94	GRD 165	500*254*22	C/B
RA0020350	RD0540	ROVER 100 1.4 16V	90-96	GRD 147	500*254*22	C/B
RA0020361	RD0541	ROVER 214 / 216 / 414	93- / 96-	GRD 162 / EAP 8121	432*382*28	A/P
RA0020371	RD0542	ROVER 400 1.4 AC / 1.6 AC / 2.0 AC	9/95-	GRD 937/PCC104400/6420	522*382*28	A/P
RA0020400	RD0543	MINI GT 1.3 I	92-96	GRD 172/PCC10397	270*267*40	C/B



## CONDENSEUR / CONDENSER A.C. / KONDENSATOR

## CONDENSEUR / CONDENSER A.C. / KONDENSATOR

702M10	CD0017	200 II / 400 II (95-) / 45 (99-)	95-	JRB100310	565*292	A
702M15	CD0018	FREELANDER	9/97-	AWR 5796	510*415	A

## ELECTROVENTILATEUR / COOLING FANS / KÜHLERVENTILATOR

## ELECTROVENTILATEUR / COOLING FANS / KÜHLERVENTILATOR

EV020270	EV0001	200 1.6 / 1.8	96-	PGF101100	FITS RA0200271
EV020271	EV0139	216 / 416 ( FOR AC )	96-	PGF106870	FITS RA0200271
EV020360	EV0002	200/400 1.4/1.6 -AC	96-	PGF101140	FITS RA0200361
EV020361	EV0140	200/400 1.4/1.6 (FOR AC)	96-	JRW100050	FITS RA0200361
EV020370	EV0003	400 2.0 GAS./2.0 D	95-	PGF101360	FITS RA0200371

## AUTOBIANCHI AUTOBIANCHI

RA0030000	RD0544	A-112	69-85	82 357 295	306*356*40	C/B
RA0030010	RD0545	Y 10 / FIAT PANDA	86 -	7711521	519*248*23	A/P

O.E.

## RADIATEURS DE CHAUFFAGE / HEATERS / HEIZUNGEN

## RADIATEURS DE CHAUFFAGE / HEATERS / HEIZUNGEN

RA2030010	HT0084	Y 10 - All Models (Excep.clim.)		46407541	229*140*42	A/P
-----------	--------	---------------------------------	--	----------	------------	-----

O.E.

## B.M.W. B.M.W.

RA0050000	RD0546	1600/1602/2000/2002	-75	1.101.902.9	332*395*32	C/B
RA0050020	RD0547	E 21 - 316/318/320 4 CIL.	-77	1.165.549	332*395*32	C/B
RA0050040	RD0549	E 30 - 324 D // E 32 - 7.30i (91-94) // E34 - 530i ( 92-93) A/T	85-	1.707.930 / 1.709.456	550*432*33	A/P
RA0050050	RD0550	E 32 - 730i/735i/ CAT AC // E 34 - 530i/5.35i AC	87-93	1.709.458.I	608*432*33	A/P
RA0050060	RD0551	E 32 - 730i/735i/ CAT AC // E 34 - 530i/5.35i AC A/T	86-	1.709.459	608*432*33	A/P
RA0050070	RD0552	E 34 - 524 td (87-94) / E 32 - 730i/740i/750i / 525 td (92-95) AC A/T	87-91	1.712.267	650*432*42	A/P
RA0050080	RD0553	E 34 - 524 td (87-94) / E 32 - 730i/740i/750i / 525 td (92-95) AC	88-91	2.242.138	650*432*42	A/P
RA0050090	RD0554	E 30 - 320i / 325i CAA A/T	87-90	1.719.258/9	438*432*33	A/P
RA0050100	RD0555	E 30 - 320i / 325i CAA	87-90	1.712.850	438*432*33	A/P
RA0050110	RD0556	E 28 - 524 d (86-88) / 524 td	82-88	1.707.508	575*457*42	A/P

REFERENZ REFERENCIA REFERENCE CODE	ZEICH. PLANO VUE N° DRAW.	FAHRZEUG-TYP APLICACION APPLICATION VOITURE CAR MODEL APPLICATION	JAHR AÑO ANNÉE YEAR	ERSATZTEIL NR. N°ORIGINAL N°D'ORIGINE SUIT.ORIG.N°	ABMESSUNG DIM. PANAL DIM. FAISCEAUX CORE DIMENSIONS	TECH. TECN. TECH. TECH.
RA0050120	RD0557	E 28 - 524 d AC A/T (86-88) / 524 td AC A/T	83-87	1.707.509	575*457*42	A/P
RA0050130	RD0558	E 23 - 745 i AC A/T	80-86	1.707.554	608*457*42	A/P
RA0050150	RD0560	E 30 - 324 D // E 32 - 7.30i (91-94) // E34 - 530i ( 92-93)	85-	1.707.929	550*432*33	A/P
RA0050160	RD0561	E 36 - 325 td 6 CIL AC	91-93	2.244.646	550*407*42	A/P
RA0050170	RD0562	E 36 - 325 td 6 CIL AC A/T	91-93	2.244.647/8	550*407*42	A/P
RA0050180	RD0563	E 34 - 525 tds 6 CIL AC	92-95	2.244.542	650*432*42	A/P
RA0050190	RD0564	E 34 - 525 tds 6 CIL AC A/T	92-95	2.244.543	650*432*42	A/P
RA0050200	RD0565	E 30 - 3.16 - 3.18 - 5.18 AC	81-87	1.712.040	350*432*23	A/P
RA0050210	RD0566	E 30 - 3.18 i AC A/T	83-87	1.712.041	350*432*23	A/P
RA0050220	RD1121	E 30 - 3.16 - 3.18 i AC	87-88	1.719.380	350*432*23	A/P
RA0050260	RD0569	E 28 - 518/518i AC A/T // E 30 - 3.16 /3.18i AC A/T	80-84	1.177.852	350*432*23	A/P
RA0050300	RD0570	E 23 - 728i / 730 / 733i / 735i AC A/T	77-86	1.153.064	608*457*33	A/P
RA0050310	RD0571	E 23 - 728i / 730 / 733i / 735i AC	77-86	1.153.063	608*457*33	A/P
RA0050320	RD0572	E 30 - 320 i / 323 i / 325 i 6 CIL	85-87	1.707.563	375*432*23	A/P
RA0050330	RD0573	E 30 - 320 i / 323 i 6 CIL	85-	1.177.702	375*432*23	A/P
RA0050340	RD0574	E 30 - M 3 , M 3 CS 4 CIL AC	87-	2.225.592	375*432*23	A/P
RA0050350	RD0575	E 30 -320 i / 325 i 6 CIL	87-90	1.712.823.9	440*324*33	A/P
RA0050360	RD0576	E 30 - 320 i / 325 i A/T 6 CIL	87-90	1.712.824.9	440*324*33	A/P
RA0050370	RD0577	E 34 - E 32 - 5.30 / 5.35 / 7.30 i	88-/86-94	1.709.434	550*324*33	A/P
RA0050380	RD0578	E 34 - E 32 - 5.30 / 5.35 / 7.30 i A/T	88-/86-94	1.178.098	550*324*33	A/P
RA0050390	RD0579	E 34 - 520 i /525i AC A/T	88 - 91	1723527	520*432*33	A/P
RA0050400	RD0580	E 30 - 3.20 i / 3.25 i A/T	85-87	1.707.564 / 1.709.328	375*432*23	A/P
RA0050410	RD0581	E 30 - 320 i A/T	82-85	1177850	375*432*23	A/P
RA0050420	RD0582	E 30 - 3.20i/3.23i AC (82-87) / 3.25i (+-AC)(85-87) A/T	82-87	1.468.069 / 1.176.901	550*435*32	C/P
RA0050430	RD0583	E 34 - M 5 3,8 L AC	88-	1.468.085 / 2.226.336	608*432*42	A/P
RA0050440	RD0584	E 30 - 3.24 D (85-91) // E 36 - 3.20 / 3.25i / M3	91-	1723971	550*432*33	A/P
RA0050450	RD0585	E 30 - 316i E30 ( 87-91) // E 36 - 316i/318i/325i ( 91-)	87 - 91	1.728.905 / 1.728.907	440*432*33	A/P
RA0050460	RD0586	E 34 - 5.30 i A/T	92-95	1723398	650*432*33	A/P
RA0050470	RD0587	E 34 - 5.20i/5.25i/5.25ix AC	5/90-	1.728.769 / 1.737.762	520*432*33	A/P
RA0050480	RD0588	E 30 - 3.16i / 3.20i A/T	87-92	1.719.136 / 1.723.898	440*432*33	A/P
RA0050490	RD0589	E 34 - 5.20i	5/90-	1.737.758	520*432*42	A/P
RA0050500	RD0590	E 34 - 5.20i A/T	90-92	1.723.517	520*432*42	A/P
RA0050520	RD0591	E 39 - 5.25 tds	6/98-	2.246.012	650*437*42	A/P
RA0050530	RD0592	E 39 - 5.25 tds (1/96-) / 5.25 td (1/97-) AT +/-AC	1/96-	2.246.010	650*437*42	A/P
RA0050540	RD0593	E 46 - 3.18i/3.20i/3.20 d/3.20 td/3.23i/3.28i +/-AC <b>ONLY M/T</b>	1/98-	1.611.557 / 155981411	580*449*28	A/P
RA0050550	RD0594	E 34 - 5.30i /5.40i (92-95) // E 32 - 7.40i (91-94)	91-95	1.702.453	650*432*33	A/P
RA0050560	RD0595	E 46 - 3.18i/3.20i / 3.23i/ +/-AC <b>ONLY A/T</b>	1/98-	1.611.557 / 155981411	580*449*28	A/P
RA0050570	RD0027	E 36 - 3.16i/3.18i/3.20i/3.23i/3.25i // E 34 5.18/5.20+AC (89-95)	90-98	1.712.996/1.723.537/1.719.304	440*322*28	A/P
RA0050580	RD0424	E 39 - 5.20i / 5.23i / 5.28	96-98	1.427.153/1.432.819/1.740.695	520*437*33	A/P
RA0050590	RD0034	E 30 - 3.16i / 3.18i -AC	87-91	1.712.976/1.719.024/1.719.300	380*322*28	A/P
RA0050600	RD0028	E 34 - 5.20i	87-91	1.712.992/1.713.941/1.712.986	520*322*28	A/P



	CONDENSEUR / CONDENSER A.C. / KONDENSATOR	CONDENSEUR / CONDENSER A.C. / KONDENSATOR	
705V01	CD0026 E 34 - 525 TD / TDS - M5	90-95	64538390956 / 64531391393 567*355 ALM/CO
705M02	CD0019 E 36 - 316/318/320/325/328/318TDS/325TD	92-	64538369105 / 64538367946 508*452 ALM/CO
705M08	CD0021 E 46 - SERIE 3 BENZIN	97-	64538377614 / 566*424

REFERENZ REFERENCIA REFERENCE CODE	ZEICH. PLANO VUE N° DRAW.	FAHRZEUG-TYP APLICACION APPLICATION VOITURE CAR MODEL APPLICATION	JAHR AÑO ANNÉE YEAR	ERSATZTEIL NR. N°ORIGINAL N°D'ORIGINE SUIT.ORIG.N°	ABMESSUNG DIM. PANAL DIM. FAISCEAUX CORE DIMENSIONS	TECH. TECN. TECH. TECH.
---	------------------------------------	--	------------------------------	---	--	----------------------------------



705M16	CD0023	E 46 - SERIE 3 D /TD	97-	64538377648	566*316	
705M17	CD0024	E 39 - 520i/523i/525TDS/528i/535i/540i	95-97	64538391647	460*427	

ELECTROVENTILATEUR / COOLING FANS / KÜHLERVENTILATOR			ELECTROVENTILATEUR / COOLING FANS / KÜHLERVENTILATOR			
--	--	--	--	--	--	--

EV050540	EV0135	E 46 3.20 / 3.23 / 3.28	98-	64546905076	FITS RA0050540 / 560	
EV050541	EV0136	E 46 3.20 / 3.23 / 3.28 ( FOR AC )	98-	64548373957	FITS RA0050540 / 560	

CITROEN						
---------	--	--	--	--	--	--

RA0070010	RD0596	VISA D./GTI-C15 D.	-88	955.931.82	528*284*32	C/P
RA0070020	RD0597	C 15	94-	1301.Y2	530*265*32	C/B
RA0070030	RD0598	JUMPER/BOXER/DUCATOII 2.0 AC/1.9TD/2.5D AC	94-	1301.P6 / 1307390080	790*418*23	A/P
RA0070040	RD0599	JUMPER / BOXER 2.5 D / 2.5 TD AC	94-	1301.N6	1000*418*33	A/P
RA0070050	RD0600	JUMPER/BOXER 1.9 D/ 1.9 TD /2.5 D / 2.5 TD	94-	1301.N0	790*418*33	A/P
RA0070081	RD0601	XSARA 1.6 16V +/-AC	9/00-	1330.86	378*541*28	A/P
RA0070090	RD0602	C2 1.2 / 1.4 HDI // C3 1.1/1.4/1.4 HDI 8 v	02/02-	1330.C2/1331.TV	380*415*32	A/P
RA0070110	RD0603	C2 1.4 HDI // C3 1.4/1.4 HDI 16v	02/02-	1330.C1 / 1331.TT	380*415*32	A/P
RA0070120	RD0604	306 II / BERLINGO / XSARA / ZX 1.9 D	98-	1330.41 /42/55/56/57/58	670*361*28	A/P
RA0070130	RD0605	306 II / BERLINGO / XSARA / ZX 1.9 D	97-	1330.09 /10/23/24/30	670*361*28	A/P
RA0070140	RD0568	XSARA 2.0i 16V +/-AC	01/03-	1330.F7	378*536*28	A/P
RA0070150	RD1127	C1 / PEUGEOT 107 / TOYOTA AYGO 1.4 i TD +AC	05-	1330.P3 / 965123580	374*350*16	A/P
RA0070160	RD1128	C1 / PEUGEOT 107 / TOYOTA AYGO 1.0 i +AC	05-	1330.P4 / 16400-0Q020	374*350*16	A/P
RA0070170	RD1129	C1 / PEUGEOT 107 / TOYOTA AYGO 1.0 i - AC	05-	1330.P5 / 16400-0Q010	374*341*18	A/P
RA0070180	RD1130	C1 / PEUGEOT 107 / TOYOTA AYGO 1.4 i TD - AC	05-	1330.P2 / 16400-YV020	374*341*18	A/P
007M49	RD0052	SAXO 1.1 / 1.4	00-	1330.A6	390*322	A/P

O.E.  
O.E.  
O.E.  
O.E.  
O.E.

RADIATEURS DE CHAUFFAGE / HEATERS / HEIZUNGEN			RADIATEURS DE CHAUFFAGE / HEATERS / HEIZUNGEN			
---	--	--	---	--	--	--


RA2070050	HT0085	JUMPER / BOXER 2,0 / 2,5 D	94-	1307156080	220*195*42	A/P
207V03	HT0014	AX I/II	87-90	95230684	235*138	A/P
207B04	HT0006	AX II BEHR ASSEMBLAGE	91-	6448.75	240*138	A/P
207B05	HT0007	XANTIA / BERLINGO / PEUGEOT 306 I (ALL) / XSARA - Behr type	91-	96103384 / 64448.C8	234*153	A/P
207V12	HT0016	BERLINGO / XANTIA / XSARA ZX // PEUGEOT 306 (VALEO ASSEMBL	96-	96103384/6448.78	234*156	A/P


O.E.


CONDENSEUR / CONDENSER A.C. / KONDENSATOR			CONDENSEUR / CONDENSER A.C. / KONDENSATOR			
---	--	--	---	--	--	--

721B21	CD0139	BERLINGO	96-	6455Q9/RO	560*350	ALM/CO
721M23	CD0144	EVASION	94-	6455Q6	690*450	ALM/CO
707V17	CD0038	XANTIA	93-	96096846/9622906980	530*350	ALM/CO
707V16	CD0037	XM 2.0/V6/D.12	89-	96134218	583* 360	ALM/CO
721M28	CD0145	XM 2.0/V6/D.12	93-	6453P7	552*351	ALM/CO
721B21	CD0139	ZX/ ZX TD	93-	6455RO	560*350	ALM/CO
707M31	CD0028	SAXO 1.1 / 1.4 / 1.5 D / 1.6	9/95-	6455V0	540*300*25	ALM/CO
707M32	CD0029	SAXO	99-	6455Z1	540*300	ALM/CO
707M37	CD0030	BERLINGO / PARTNER 1.8 D / 1.9 D	96-	6455V8	620*350*25	ALM/CO
707M42	CD0032	XSARA PICASSO 1.6 / 1.8 16v	00-	6455Y9	515*380	ALM/CO
707M47	CD0033	C5 1.8 / 2.0 / 2.0 HDI /2.2 HDI	10/00-	6453.FH	510*366	A
707M54	CD0035	C2 / C3 / C3 PLURIEL	01-	96357594 / 6455AL		

ELECTROVENTILATEUR / COOLING FANS / KÜHLERVENTILATOR			ELECTROVENTILATEUR / COOLING FANS / KÜHLERVENTILATOR			
--	--	--	--	--	--	--


REFERENZ REFERENCIA REFERENCE CODE	ZEICH. PLANO VUE Nº DRAW.	FAHRZEUG-TYP APLICACION APPLICATION VOITURE CAR MODEL APPLICATION	JAHR AÑO ANNÉE YEAR	ERSATZTEIL NR. NºORIGINAL NºD'ORIGINE SUIT.ORIG.Nº	ABMESSUNG DIM. PANAL DIM. FAISCEAUX CORE DIMENSIONS	TECH. TECN. TECH. TECH.	
EV07M030	EV0125	SAXO / 106 II 1.0/1.1/1.4/1.6/1.5D AC	95-	E824-0144	FITS 007M03/007M08/007M09/007M31/RA0210271		
EV07M140	EV0137	AX 1.4 / 1.5 D	90-	9020439	FITS 007M14		
EV07M410	EV0146	XSARA 1.4/1.6/1.8 // ZX / 306 1.1/1.4/1.6 AC	93-	1308.N9	FITS 021V16 / 007M41 / 021B21		
<b>FIAT</b>	<b>FIAT</b>						
RA0110010	RD0607	128		4297468	306*381*40	C/B	
RA0110020	RD0608	127		4297890	306*356*40	C/B	
RA0110030	RD0609	127		3930594	306*356*40	C/B	
RA0110080	RD0610	PANDA 45	80-86	4459735	306*356*40	C/B	
RA0110081	RD0611	PANDA 45	80-86	4479735	306*360*32	C/B	
RA0110090	RD0612	127(1050)/FIORINO	-83	4363957	306*381*40	C/B	
RA0110101	RD0613	DUCATO T/D	81-	5981188 / 5933429	660*418*28	A/P	
RA0110180	RD0617	DUCATO II 1.9TD/2.5 D // JUMPER 2.0 ( AC+/-)	94-	1307392080 / 1301 JK	700*418*23	A/P	
RA0110211	RD0618	CINQUECENTO 900 CC	92-	7700881	450*236*27	A/P	O.E.
RA0110220	RD0619	TEMPRA 1.4/1.6 / LANCIA DEDRA 1.6	90-	7732873	496*322*23	A/P	O.E.
RA0110230	RD0620	TIPO 1.4 / 1.6 AC /TEMPRA 1.6 AC/DEDRA 1.6/ALFA 155 1.8i 16v	90- / 92-96	7641779/7788718/7655948	498*363*28	A/P	O.E.
RA0110240	RD0621	TIPO/TEMPRA /DEDRA 1.8 /2.0 AC AT	90-	7788720	554*363*28	A/P	O.E.
RA0110250	RD0622	TIPO/TEMPRA/DEDRA 1.9 TD	94-	7782943	554*363*28	A/P	O.E.
RA0110260	RD0623	CROMA 2.0 ie/16V / LANCIA THEMA	85-	82462737/82443104	453*392*28	A/P	O.E.
RA0110270	RD0624	CROMA 2.0 I.E. TURBO ( AC +/- )	88-	82449681	453*392*28	A/P	O.E.
RA0110280	RD0625	CROMA 1.9 TD i D ( AC +/- )	90-	82464875	453*392*28	A/P	O.E.
RA0110290	RD0626	CROMA 2.0 ie 8/16V LANCIA THEMA 2.0 ie AC	85-	82479354 / 82443108	515*392*28	A/P	O.E.
RA0110300	RD0627	PUNTO 55 (1108 cc)	93-	7718660 / 46465015	435*322*23	A/P	O.E.
RA0110310	RD0628	PUNTO 75 (1242 cc) MPI	93-	7774531 / 46465021	577*322*23	A/P	O.E.
RA0110320	RD0629	PUNTO 75 (1242 cc) MPI AC	93-	7760959	270*757*18	A/P	O.E.
RA0110330	RD0630	PUNTO 90 (1580 cc ) MPI AC	93-	7783504	270*757*18	A/P	O.E.
RA0110340	RD0631	PUNTO 60 (1242 cc)	93-	7745692	496*322*23	A/P	O.E.
RA0110350	RD0632	PUNTO TD MPI AC	93-	7760961	270*757*28	A/P	O.E.
RA0110360	RD0633	PUNTO 60/75 1.2 MPI A/T AC	93-	7794871	270*661*28	A/P	O.E.
RA0110380	RD0634	UNO 45 S/45 ES 900 cc (P/+/- SONDA)	83-	7739938	304*322*23	A/P	O.E.
RA0110390	RD0635	UNO 45 S/SL 999 cc FIRE (P/+/- SONDA)	86-	7739941	341*322*23	A/P	O.E.
RA0110400	RD0636	UNO 55/60 SL 1116 cc (P/+/- SONDA)	83-	7739942	388*322*23	A/P	O.E.
RA0110410	RD0637	UNO 70 S/SX/SL 1301 cc (P/+/- SONDA)	83-	7556133 / 7739937	441*322*23	A/P	O.E.
RA0110450	RD0638	BRAVO/BRAVA 1.4 12v/ 1.8 16v/1.9 D AC/MULTIPLA 105JTD AC	96- / 98-	7767438 / 7794069 / 46404163	375*565*28	A/P	O.E.
RA0110460	RD0639	BARCETA 1.8 16V	95 -	7790356	270*757*28	A/P	O.E.
RA0110470	RD0640	BRAVO/BRAVA 1.8 16V	96-	46400850	510*414*32	A/P	O.E.
RA0110480	RD0641	BRAVO/BRAVA 2.0 20V	96-	7767440	510*414*32	A/P	O.E.
RA0110490	RD0642	BRAVO / BRAVA / MAREA 1.4 / 1.6 /1.6 A/T	96-	7776507	475*414*32	A/P	O.E.
RA0110510	RD0643	BRAVO/A 1.9 TD AC / MAREA 1.9 TD AC	96-	46405919	375*563*38	A/P	O.E.
RA0110600	RD0644	PUNTO 85 16v ELX/SPORTING (GAMA 97) AC	5/97-10/97	46473867	270*757*18	A/P	O.E.
RA0110640	RD0645	PUNTO 75/ 85 16v /LANCIA Y 1.2 i 16V AC	10/97-	465274589	630*322*23	A/P	O.E.
RA0110690	RD0646	TIPO 1.1	3/88-	7632019	380*322*23	A/P	O.E.
RA0110720	RD0647	PUNTO "188" 1.9 D AC	99-	46739749	700*306*38	A/P	O.E.
RA0110730	RD0648	PUNTO "188" 1.8 16v AC - 1.9 JTD AC	99-	46546944	580*306*38	A/P	O.E.
RA0110740	RD0649	PUNTO " 188" 1.9 D / JTD	99-	46524619	580*316*32	A/P	O.E.

REFERENZ REFERENCIA REFERENCE CODE	ZEICH. PLANO VUE N° DRAW.	FAHRZEUG-TYP APLICACION APPLICATION VOITURE CAR MODEL APPLICATION	JAHR AÑO ANNÉE YEAR	ERSATZTEIL NR. N°ORIGINAL N°D'ORIGINE SUIT.ORIG.N°	ABMESSUNG DIM. PANAL DIM. FAISCEAUX CORE DIMENSIONS	TECH. TECN. TECH. TECH.	
RA0110750	RD0650	PUNTO " 188" 1242 8v/16v	99-	46745043	580*316*18	A/P	O.E.
RA0110790	RD0651	BRAVO/A MAREA 1.6 AT A/C	96-98	46535007	478*388*28	A/P	O.E.
RA0110800	RD0652	DOBLÒ 1910 DS	00-	46749005	650*414*32	A/P	O.E.
RA0110810	RD0653	DOBLÒ 1910 DS AC	00-	46767293	650*401*28	A/P	O.E.
RA0110820	RD0654	DOBLÒ 1242	00-	46749000	580*316*18	A/P	O.E.
RA0110830	RD0655	DOBLÒ 1242 AC	00-	46749003	580*316*18	A/P	O.E.
RA0110840	RD0656	STILO 1.2 16v	01-	46799894	580*316*18	A/P	O.E.
RA0110850	RD0657	STILO 1.6 16v	01-	46766167	580*350*18	A/P	O.E.
RA0110860	RD0658	STILO 1.8 16v / 2.4 20v / 1.9 JTD	01-	46745809	580*401*25	A/P	O.E.
RA0110870	RD0659	SEICENTO 1108CC	9/00-	46558704	450*275*23	A/P	O.E.
RA0110880	RD0660	PANDA III 1.1	00-	46777410 / 46825900	580*248*23	A/P	O.E.
RA0110910	RD0661	MAREA 1.6 16V AC	00-	46810779	475*391*28	A/P	O.E.
RA0110930	RD0662	DOBLO 1.9 JTD +/-AC	02-	46807378	700*306*38	A/P	O.E.
RA0110950	RD0663	UNO 70 1.4 ie / 1.5 ie	10/89-	7739955	520*322*23	A/P	O.E.
RA0110960	RD0664	BRAVO/A /MAREA / MULTIPLA 1.2 / 1.4 / 1.6 / 1.6 16v AC	97-	46809638/46420484/46479759	475*415*32	A/P	O.E.
RA0110970	RD0665	PUNTO 1.2 16v AC	03-	51714679	580*316*18	A/P	O.E.
RA0110980	RD0666	PUNTO 1.2 8/16v +/-AC // IDEA 1.2 8/16v +/-AC	03-	51724183	580*316*18	A/P	O.E.
RA0110990	RD0667	PUNTO / IDEA 1.3 MULTIJET +/-AC	03-	51708005	580*305*38	A/P	O.E.
RA0111000	RD0668	IDEA / PUNTO RESTYLING 1.9 MULTIJET AC 100cv	12/03-	51708727	580*305*38	A/P	O.E.
RA0111020	RD0670	PUNTO 1.4 16v +/- AC	07/03-	51723827	580*305*28	A/P	O.E.
RA0111040	RD0679	PANDA III 1.3 MULTIJET +/-AC	03-	51706204	580*316*32	A/P	O.E.
RA0111050	RD0614	PANDA III 1.1i / 1.2i AC	03-	46798743	580*322*23	A/P	O.E.
RA0111150	RD1131	GRANDE PUNTO 1.3 MULTIJET 70 CV +/- AC	05-	55700448	620*415*27		O.E.
RA0111160	RD1132	GRANDE PUNTO 1.3 MULTIJET 90 CV / 1.9 JTD +/- AC	05-	55700617	620*415*27		O.E.
011M58	RD0080	PALIO 1.6 AC	98-	46417050	520*350	A/P	
011M60	RD0082	PUNTO II 1.2 8v / 16v VALEO	99-	46524603	579*320	A/P	
<b>RADIATEURS DE CHAUFFAGE / HEATERS / HEIZUNGEN</b>							
RA2110180	HT0086	DUCATO	99-	46722710	300*194*33	A/P	O.E.
RA2110230	HT0087	TEMPRA/TIPO/DEDRA - All Models		7582699	250*158*42	A/P	O.E.
RA2110300	HT0088	BARCHETA/PUNTO - All Models		46721212	180*195*40	A/P	O.E.
RA2110380	HT0089	UNO - All Models		5955358	218*158*42	A/P	O.E.
RA2110420	HT0090	BRAVO/BRAVA - All Models	96-	46721967/46722546/46722359	250*140*42	A/P	O.E.
RA2110520	HT0091	DUCATO/TALENTO		5947797	243*177*42	A/P	O.E.
RA2110590	HT0092	PANDA		7548934	180*177*42	A/P	O.E.
RA2110710	HT0093	PUNTO "188" ALL MODELS	9/99-	46722928	209*159*42	A	O.E.
RA2110840	HT0094	STILO (ALL MODELS)	11/01-	46723450	220*156*33	A	O.E.
RA2110870	HT0095	SEICENTO	98-	46722587	216*158*42	A/P	O.E.
RA2110890	HT0096	PALIO RESTYLING			248*132*33	A/P	O.E.
RA2110940	HT0097	ULISSES	02-		250*180*33	A	O.E.
RA2111030	HT0098	NEW PANDA - ALL MODELS	03-	77362540	180*158*42	A/P	O.E.
RA2111150	HT0122	GRANDE PUNTO - ALL MODELS	05-	77363898	160*194*27	A	O.E.
211V06	HT0020	PUNTO ALL VALEO MODELS	93-	5893932	200*175	A/P	
<b>CONDENSEUR / CONDENSER A.C. / KONDENSATOR</b>							
RA7110180	CD0231	DUCATO 2.0 / 1.9 TD / 2.5 D	94-	1312857080	506*349*22	A	O.E.
RA7110190	CD0232	DUCATO RESTYLING 2.800 JTD	9/02-	1340166080	528*340*16	A	O.E.


REFERENZ REFERENCIA REFERENCE CODE	ZEICH. PLANO VUE N° DRAW.	FAHRZEUG-TYP APLICACION APPLICATION VOITURE CAR MODEL APPLICATION	JAH AÑO ANNÉE YEAR	ERSATZTEIL NR. N°ORIGINAL N°D'ORIGINE SUIT.ORIG.N°	ABMESSUNG DIM. PANAL DIM. FAISCEAUX CORE DIMENSIONS	TECH. TECN. TECH. TECH.	
RA7110280	CD0233	CROMA 2.5 TURBO DIESEL/LANCIA THEMA	88-	82471989	705*335*25	A	O.E.
RA7110290	CD0234	CROMA 2.0 / LANCIA THEMA 2.0 IE	88-	82475739	485*425*25	A	O.E.
RA7110291	CD0235	CROMA 2.0 / LANCIA THEMA 2.0 IE	88-	82440586	530*425*25	A	O.E.
RA7110330	CD0236	PUNTO 90	-03/95	7787104	715*250*20	A	O.E.
RA7110331	CD0237	PUNTO 90	04/95-	46432043	715*250*20	A	O.E.
RA7110350	CD0238	PUNTO TURBO DIESEL	-03/95	7770584	715*250*20	A	O.E.
RA7110351	CD0239	PUNTO TURBO DIESEL	04/95-	46431787	715*250*20	A	O.E.
RA7110360	CD0240	PUNTO 55/60/75	-03/95	7755110	715*250*20	A	O.E.
RA7110361	CD0241	PUNTO 60/75	04/95-	46431789	715*250*20	A	O.E.
RA7110420	CD0242	BRAVO/A 1.4/1.8/2.0/1.9 D / MAREA 1.8 / 2.0	95-	7774281	586*313*22	A	O.E.
RA7110430	CD0243	BRAVO/BRAVA 1.6 16V	95-	46428863	586*313*22	A	O.E.
RA7110460	CD0244	BARCHETA 1.8 ie 16V	-95	7790646	668*346*22	A	O.E.
RA7110461	CD0245	BARCHETA 1.8 ie 16V	5/95-	467353940	668*253*22	A	O.E.
RA7110490	CD0246	BRAVO/BRAVA 1.6 16v / MAREA 1.6	96-	464721010 / 46527737	595*296*18	A	O.E.
RA7110510	CD0247	BRAVO/BRAVA D / TD/ JTD ( 2000-) / MAREA TD 75/ JTD (2000-)	09/95-	46406321	547*296*18	A	O.E.
RA7110570	CD0248	PUNTO GT - 55 6 Speed	97-	7796605	495*300*40	A	O.E.
RA7110580	CD0249	CROMA 2.5 TURBO DIESEL/ THEMA 2.5 TD	85-92	82450587	545*380*25	A	O.E.
RA7110600	CD0250	TEMPRA 1.4 / 1.6 D - TD	93-96	7773820	486*349*22	A	O.E.
RA7110610	CD0251	FIORINO DIESEL / ELBA 1.7 TD	88-	5895116	470*300*40	A	O.E.
RA7110620	CD0252	MULTIPLA 105 JTD	98-	46547675	574*296*18	A	O.E.
RA7110630	CD0253	MULTIPLA 100 1.6 16v	98-	46547673	574*280*16	A	O.E.
RA7110631	CD0254	MULTIPLA	00-	468185190	547*313*22	A	O.E.
RA7110670	CD0255	PUNTO 1242 Aut./PUNTO CABRIO 1242 16v	04/95-	46432041	668*253*22	A	O.E.
RA7110680	CD0256	SEICENTO	98-	46519307	414*240*18	A	O.E.
RA7110700	CD0257	BRAVO/BRAVA D / TD 100/ JTD105 / MAREA TD 75/ JTD	98-	46754472	586*313*22	A	O.E.
RA7110710	CD0258	PUNTO "188" 1242 8v/16v	99-	46745054	559*312*18	A	O.E.
RA7110711	CD0259	PUNTO "188"1242 8V/16V	10/00-	46799862	562*310*18	A	O.E.
RA7110720	CD0260	PUNTO "188" 1.8 16v - 1.9 D /TD	99-	46524500	488*312*18	A	O.E.
RA7110780	CD0261	BRAVO/A/MAREA 115 GT/155 HGT	97-	46532988	547*312*18	A	O.E.
RA7110810	CD0262	DOBLÒ 1910 DS	00-	46803037	488*312*18	A	O.E.
RA7110830	CD0263	DOBLÒ 1242	00-	46803033	559*312*18	A	O.E.
RA7110850	CD0264	STILO ( ALL MODELS )	01-	46745840	528*322*16	A	O.E.
RA7110930	CD0265	DOBLO 1.9 JTD	02-	46821270	562*310*16	A	O.E.
RA7110990	CD0266	PUNTO 1.2 RESTYLING /1.3 MULTIJET // IDEA / Y	03-	46820833	565*310*16	A	O.E.
RA7111000	CD0267	IDEA /PUNTO RESTYLING 1.9 MULTIJET	07/03-	51708909	492*310*16	A	O.E.
RA7111150	CD0298	GRANDE PUNTO ( ALL DIESEL MODELS )	05-	55700408	622*312*16	A	O.E.
711M60	CD0039	PUNTO II 1.2 8v / 16v VALEO	99-	46524503	670*318	A	
721M23	CD0144	ULISSE	94-	1474080080	690*450	ALM/CO	
REFROIDISSEURS D'AIR / INTERCOOLERS / LADELUFTKÜHLER			REFROIDISSEURS D'AIR / INTERCOOLERS / LADELUFTKÜHLER				
RA8110860	IT0135	STILO 1.9 JTD	11/01-	46745841	240*175*64	A/P	O.E.
RA8110990	IT0136	PUNTO / IDEA 1.3 MULTIJET 70 CV	03-	46836770	193*207*64	A/P	O.E.
RA8111000	IT0147	IDEA 1.9 JTD	03-	46831804	193*207*64	A/P	O.E.
RA8111150	IT0164	GRANDE PUNTO 1.3 MULTIJET 70 CV	05-	55702237	450*100*52	A/P	O.E.
RA8111160	IT0162	GRANDE PUNTO 1.9 JTD	05-	51783791	572*130*52	A/P	O.E.
RA8111161	IT0163	GRANDE PUNTO 1.3 MULTIJET 90 CV	05-	55700449	450*100*52	A/P	O.E.



REFERENZ REFERENCIA REFERENCE CODE	ZEICH. PLANO VUE N° DRAW.	FAHRZEUG-TYP APLICACION APPLICATION VOITURE CAR MODEL APPLICATION	JAHR AÑO ANNÉE YEAR	ERSATZTEIL NR. N°ORIGINAL N°D'ORIGINE SUIT.ORIG.N°	ABMESSUNG DIM. PANAL DIM. FAISCEAUX CORE DIMENSIONS	TECH. TECN. TECH. TECH.
ELECTROVENTILATEUR / COOLING FANS / KÜHLERVENTILATOR			ELECTROVENTILATEUR / COOLING FANS / KÜHLERVENTILATOR			
EV110211	EV0138	CINQUECENTO 900 CC	98-	7704319	FITS RA0110211	
EV110870	EV0141	SEICENTO 1108CC	01-	46789792	FITS RA0110870	
EV111040	EV0151	PANDA 1.3 MULTIJET +AC	03-	51732070	FITS RA0111040	
EV111041	EV0152	PANDA 1.3 MULTIJET -AC	03-	46825768	FITS RA0111040	
EV111050	EV0150	PANDA 1.1/1.2 8V +AC	03-	46799413	FITS RA0111050	
EV805400	EV0113	BRAVO/A 1.4 AC	9/95-	7787852		O.E.
EV805600	EV0071	BRAVO/A 2.0 20V AC / 1.9 DS		7762670		O.E.
EV809000	EV0072	BRAVO/A 1.6 16v AC	09/95-03/98	46430980		O.E.
EV809800	EV0073	BARCETTA 1.8 16v		46735348	FITS RA0110460	O.E.
EV810800	EV0114	BRAVO/A /MAREA TD 75 / TD100	96-	46479804		O.E.
EV811300	EV0074	BRAVO 2.0 20v AC ( V.N° 4189433 )	-10/98	46465005		O.E.
EV815400	EV0076	MAREA 1.6 16v AC	09/96-06/98	46472598 / 46550400		O.E.
EV815500	EV0077	MAREA 1.4 12v AC	09/96-	46472586		O.E.
EV815601	EV0079	PUNTO 55 AC / Y1.2i 8v AC (10/97-)	05/97-	46536438 / 46559315		O.E.
EV816800	EV0080	BRAVO/A1.8 16v AC/MAREA1.8 16V AC/2.0 20V AC/MULTIPLA1.9JTD	09/95-	46476175		O.E.
EV816101	EV0118	SEICENTO 1108CC (FOR AC)	98-	46519308		O.E.
EV817000	EV0081	MAREA 2.0 20v AC	09/96-11/98	46476176		O.E.
EV819810	EV0083	BRAVO/A / MAREA 1.9 TD /1.9 JTD JTD AC	03/98-	46550446 / 46525741		O.E.
EV820400	EV0084	PUNTO 1.2 8v AC / 16v AC	09/99-	46745051		O.E.
EV820600	EV0085	PUNTO 1.8 AC / 1.9 JTD AC	09/99-	46524624		O.E.
EV820900	EV0086	PUNTO 75 AC / 85 16v AC/Y 1.2i 16v AC	10/97-	46527424 / 46559316		O.E.
EV823500	EV0087	PUNTO 1.9 Diesel / 1.9 JTD	09/99-	46524621		O.E.
EV823700	EV0088	PUNTO 1.2 8v / 16v	09/99-	46745045		O.E.
EV825400	EV0089	BRAVO/A /MAREA 1.2 16v AC / 1.6 16v AC/ MULTIPLA 1.6 16VAC	11/98-	46550400		O.E.
EV830600	EV0090	PUNTO 1.9 Diesel AC	09/99-	46742536		O.E.
EV832300	EV0091	DOBLO' 1.2 8v AC	12/00-	46737732		O.E.
EV832500	EV0092	DOBLO' 1.2 8v	12/00-	46737731		O.E.
EV832700	EV0093	DOBLO' 1.9 Diesel AC	12/00-	46767294		O.E.
EV832800	EV0094	DOBLO' 1.9 Diesel	12/00	46737733		O.E.
EV836400	EV0098	MULTIPLA 105 - 110 1.9 JTD AC	04/00-/01/01	46762485 / 46476176		O.E.
EV837300	EV0099	STILO 1.2 16v	01/02-	46723518		O.E.
EV837900	EV0100	STILO 1.816v AC / 1.9JTD 80 cv +/- AC / 115 cv AC	10/01-	46723520		O.E.
EV842700	EV0101	STILO 1.216v AC / 1.6 16v AC	10/01-	46723519		O.E.
EV843900	EV0102	STILO 1.8 / 2.4 16v AC / 1.9 JTD 80cv /115cv AC	01-	46723521		O.E.
EV847500	EV0103	DOBLO' 1.9 JTD +AC	02-	46821264	FITS RA0110930	O.E.
EV847600	EV0104	DOBLÓ 1.9 JTD -AC	02-	46821266	FITS RA0110930	O.E.
EV848200	EV0105	PUNTO 1.2 /1.4 -AC	03-	51738357	FITS RA0111020	O.E.
EV848700	EV0111	IDEA / PUNTO RESTYLING / Y 1.2 +/- AC	03-	51738360 / 51708405	FITS RA0110980	O.E.
EV848800	EV0106	PUNTO 1.4 AC	03-	51738688	FITS RA0111010	O.E.
EV849000	EV0116	PUNTO III 1.2 8v/16v AC	02-	51703066		O.E.
EV851600	EV0112	IDEA / PUNTO RESTYLING/ Y 1.3 MULTIJET AC	03-	51738689 / 51708004	FITS RA0110990	O.E.
EV871200	EV0153	GRANDE PUNTO 1.3 MULTIJET 90 CV / 1.9 JTD + AC	05-	55700992	FITS RA0111160	O.E.
EV871300	EV0156	GRANDE PUNTO 1.3 MULTIJET 70CV + AC	05-	55700342	FITS RA0111150	O.E.
EV871400	EV0157	GRANDE PUNTO 1.3 MULTIJET 70CV / 90CV - AC	05-	55701372	FITS RA0111150	O.E.



REFERENZ REFERENCIA REFERENCE CODE	ZEICH. PLANO VUE N° DRAW.	FAHRZEUG-TYP APLICACION APPLICATION VOITURE CAR MODEL APPLICATION	JAH AÑO ANNÉE YEAR	ERSATZTEIL NR. N°ORIGINAL N°D'ORIGINE SUIT.ORIG.N°	ABMESSUNG DIM. PANAL DIM. FAISCEAUX CORE DIMENSIONS	TECH. TECN. TECH. TECH.
---	------------------------------------	--	-----------------------------	---	--	----------------------------------



MACHINE AGRICOLE / AGRICULTURAL MACHINERY / LANDWIRTSCHAFTSMACHINE

MACHINE AGRICOLE / AGRICULTURAL MACHINERY / LANDWIRTSCHAFTSMACHINE


011M01	RD1111	780/55-46 / 65-46 / 70-56 / 80-66 ( 4 ROWS )		4997175	450*460*60	C/B
011M02	RD1112	780/55-46 / 65-46 / 70-56 / 80-66 ( 5 ROWS )		4997175	450*460*75	C/B

FORD		FORD				
RA0120010	RD0671	ESCORT 1100	68-80	3024 E 8005 B	268*437*32	C/B
RA0120020	RD0672	ESCORT 1300		3034 E 8005 A	295*437*32	C/B
RA0120030	RD0673	ESCORT/ERIKA 1300	80-86	81 AB 8005 DG	600*311*32	C/P
RA0120031	RD0674	ESCORT III 1.3	80-86	613 8600	600*310*22	C/P
RA0120040	RD0675	ESCORT/ORION DIESEL	83-86	83 AB 8005 BC	600*310*32	C/P
RA0120050	RD0676	FIESTA DIESEL XR2	83-89	84 FB 8005 CA	497*310*32	C/P
RA0120060	RD0677	FIESTA 84	83-89	84 FB 8005 AB	497*227*22	C/P
RA0120091	RD0678	CORTINA 2.0		74 BB 8005 DA	348*437*32	C/B
RA0120110	RD0680	ESCORT IV 1.4/1.6/1.6D/1.8D	86-	86 AB 8005 CF	600*307*33	A/P
RA0120120	RD0681	ESCORT IV 1.1/1.3	86-	86 AB 8005 FC	600*307*33	A/P
RA0120130	RD0682	ESCORT IV 1.1	86-	86 AB 8005 AG	500*307*33	A/P
RA0120140	RD0683	ESCORT IV 1.3	89-	89 AB 8005 FA	600*307*33	A/P
RA0120191	RD0687	TRANSIT	71-	71 VB 8005 AD/AE	680*437*32	C/B
RA0120201	RD0688	TRANSIT	78-	78 VB 8005 LA	680*437*32	C/B
RA0120211	RD0689	TRANSIT	79-	79 VB 8005 AA	680*437*32	C/B
RA0120221	RD0690	TRANSIT	81-83	81 VB 8005 CA	680*437*32	C/B
RA0120230	RD0691	TRANSIT	84-86	84 VB 8005 EB/HB		C/B
RA1120270	RD1079	CARGO D		81 DB 8005 VG	670*635*63	C/B
RA1120280	RD1080	CARGO D		81 DB 8005 SG	520*635*63	C/B
RA1120290	RD1081	CARGO D		81 DB 8005 TG	520*635*63	C/B
RA1120300	RD1082	CARGO D		81 DB 8005 AG	520*635*63	C/B
RA1120310	RD1083	DELTA(4/6CIL)		82 DB 8005 CC	520*635*40	C/B
RA0120330	RD0693	ESCORT/ERIKA 1.1	80-86	81 AB 8005 KB	497*226*32	C/B
RA0120331	RD0694	ESCORT/ERIKA 1.1	80-86	81 AB 8005 KB	497*226*22	C/B
RA0120350	RD0695	ESCORT MK III 1.1	81-86	81 AB 8005 JC	600*311*32	C/B
RA0120371	RD0696	SIERRA 1.6/83 MAN.	82-84	83 BB 8005 ME	608*347*22	C/B
RA0120372	RD0697	SIERRA 1.6/83 MAN.	82-84	83 BB 8005 ME	608*347*32	C/B
RA0120380	RD0698	SIERRA 1.6/85 MAN.	84-86	85 BB 8005 JB	608*347*22	C/B
RA0120382	RD0699	SIERRA 1.6/85 MAN.	84-86	85 BB 8005 JB	608*347*32	C/B
RA0120390	RD0700	FIESTA 77	77-83	77 FB 8005 NA	497*226*32	C/B
RA0120391	RD0701	FIESTA 77	77-83	77 FB 8005 NA	497*226*22	C/B
RA0120400	RD0702	ESCORT 1100 CVH	80-86	81 AB 8005 MB	497*226*32	C/B
RA0120420	RD0703	FIESTA 84	83-89	84 FB 8005 AB	497*226*32	C/B
RA0120421	RD0704	FIESTA 84	83-89	84 FB 8005 AB	497*226*22	C/B
RA0120430	RD0705	SIERRA 1.6/85	84-86	85 BB 8005 JB	608*345*22	C/P
RA0120490	RD0706	SIERRA 1.6/83 A/T	82-85	83 BB 8005 RE	600*347*32	C/B
RA0120500	RD0707	SIERRA 1.6/85 A/T	85-87	85 BB 8005 CD	600*347*32	C/B
RA0120520	RD0708	FIESTA CVH 1400	89-	89 FB 8005 DC	500*307*33	A/P
RA0120550	RD0709	ESCORT V /ORION 1.4/1.6	90-	92 AB 8005 CB	500*307*33	A/P
RA0120560	RD0710	ESCORT XR3 i 1.8/ORION 1.8 D	90-	92 AB 8005 BB/EC	525*358*28	A/P

REFERENZ REFERENCIA REFERENCE CODE	ZEICH. PLANO VUE Nº DRAW.	FAHRZEUG-TYP APLICACION APPLICATION VOITURE CAR MODEL APPLICATION	JAHR AÑO ANNÉE YEAR	ERSATZTEIL NR. NºORIGINAL NºD'ORIGINE SUIT.ORIG.Nº	ABMESSUNG DIM. PANAL DIM. FAISCEAUX CORE DIMENSIONS	TECH. TECN. TECH. TECH.
RA0120561	RD0711	ESCORT 1.8 D A/C	90-	92 AB 8005 VB	525*358*33	A/P
RA0120591	RD0712	SIERRA 2.0/87	87-	87 BB 8005 GA	608*347*32	C/B
RA0120600	RD0713	SIERRA 1.8 CVH	89-	89 BB 8005 DA	608*347*32	C/B
RA0120610	RD0714	ESCORT V 1.1/1.3	90-	91 AB 8005 AF	500*307*33	A/P
RA0120620	RD0715	FIESTA 1000/1100	89-	89 FB 8005 AE	500*307*33	A/P
RA0120730	RD0719	ESCORT III LX1.4	84-86	3241911	600*310*32	C/B
RA0120740	RD0720	ESCORT III 1.1	80-86	6138598 / 81 AB 8005 VB	497*227*22	C/P
RA0120750	RD0721	MONDEO 1.6/1.8/2.0	93-	6899903 / 93 BB 8005 ED	620*391*23	A/P
RA0120770	RD0722	TRANSIT 92 TD	92-	92 VB 8005 CD	600*357*42	A/P
RA0120780	RD0723	TRANSIT 86	86-	86 VB 8005 EA	600*322*42	A/P
RA0120790	RD0724	TRANSIT 86 A/T	86-	86 VB 8005 CB/ AA	600*322*42	A/P
RA1120800	RD1084	CAMION CARGO		89 DB 8005 AA	520*635*52	C/B
RA0120810	RD0725	TRANSIT 90	90-	92 VB 8005 EC	600*322*42	A/P
RA0120830	RD0726	TRANSIT 95	95-	94 VB 8005 HB	600*322*42	A/P
RA0120840	RD0727	FIESTA 1.4 / 1.4 AC / 1.2 AC	96-	96 FB 8005 LB / 1001859	500*357*23	A/P
RA0120850	RD0728	FIESTA 1.8 D	96-	96 FB 8005 HD / 1012954	500*357*33	A/P
RA0120860	RD0729	FIESTA 1.8 D AC	96-	96 FB 8005 GE / 1012955	500*357*42	A/P
RA0120870	RD0730	MONDEO TD	93 -	93BBAD/ 97BBAA / 6899901	616*391*42	A/P
RA0120880	RD0731	TRANSIT 2.5 D / TD AC	94 -	94 VB 8005 DB / 7045711	702*357*42	A/P
RA0120910	RD0732	FIESTA 1.8 S / XR2 i 16V	92-95	92 FB 8005 LA / LB	500*286*33	A/P
RA0120940	RD0733	FIESTA 1.2	96-	96 FB 8005 BC / 1001857	500*274*32	C/P
RA0120950	RD0734	FIESTA 1.0 / 1.1/1.3/1.4 AC	89-94/94-95	94 FB 8005 BB / BC	500*286*33	A/P
RA0120960	RD0735	FIESTA 1.1 / 1.3	96 -	96 FB 8005 AC / 1001855	500*274*32	C/P
RA0120970	RD0736	KA 1.1 / 1.3	11/96 -	97 KB 8005 EA / 1056616	382*377*23	A/P
RA0120980	RD0737	TRANSIT 2.5 TD	94 -	94 VB 8005 GC / 7242485	600*357*42	A/P
RA0120990	RD0738	TRANSIT C 100 2.5 D 85 CV	97 -	97 VB 8005 AD / 1023920	535*357*42	A/P
RA0121001	RD0739	KA 1.1 / 1.2 / 1.3 AC	96 -	97 KB 8005 CA / 1025533	380*349*23	A/P
RA0121010	RD0740	TRANSIT 2000 90 CV	00-	YC1H 8005 BD	620*390*28	A/P
RA0121020	RD0741	TRANSIT 2000 120 CV	00-	YC1H 8005 DC	770*390*28	A/P
RA0121030	RD0742	TRANSIT III 1.6 / 2.0 BENZINE / 2.5 D A/T	88-	88 VB 8005 AA / 6176831	600*322*42	A/P
RA0121040	RD0743	FOCUS 1.4 i / 1.6 i	98-	98 AB 8005 JB/JC / 1061185	450*351*23	A/P
RA0121050	RD0744	FOCUS 1.4 i / 1.6 i AC	98-	98 AB 8005 DE / 1061180	600*351*23	A/P
RA0121060	RD0745	FOCUS 1.8 TDI / 2.0 EFI AC	98-	98 AB 8005 ME/MF / 1061191	600*351*28	A/P
RA0121070	RD0746	FIESTA 1.4 / 1.6	02-	2S6H-8005-CB / 1214785	500*351*23	A/P
RA0121080	RD0747	FIESTA 1.4 tdcí +/-AC	11/01-	2S6H 8005 AB/AD / 1214085	500*351*23	A/P
RA0121090	RD0669	TRANSIT CONNECT 75cv	02-	2T14 8005 AD / 4367089	620*389*23	A/P
RA0121100	RD0606	TRANSIT CONNECT 75cv / 90 cv AC	02-	2T14 8005 CC / 4367092	703*389*23	A/P
012M19	RD0101	PICK-UP 2.5 DIESEL 4X4	95-99		450*635*26	A/P
<b>RADIATEURS DE CHAUFFAGE / HEATERS / HEIZUNGEN</b>			<b>RADIATEURS DE CHAUFFAGE / HEATERS / HEIZUNGEN</b>			
RA2120180	HT0099	FIESTA III 1.1 / 1.4 / 1.6 / 1.8 D	89 -	89 FG 18 B5 39 A	205*141*32	C/B
RA2120190	HT0100	TRANSIT			205*141*32	C/B
RA2120230	HT0101	TRANSIT 84			210*140*52	C/B
RA2120420	HT0102	FIESTA	76-83	77 EG 18B539 AA	189*141*32	C/B
212M08	HT0025	TRANSIT V	94-	95 VW 18476 AB	247*146	C/B
<b>CONDENSEUR / CONDENSER A.C. / KONDENSATOR</b>			<b>CONDENSEUR / CONDENSER A.C. / KONDENSATOR</b>			



REFERENZ REFERENCIA REFERENCE CODE	ZEICH. PLANO VUE N° DRAW.	FAHRZEUG-TYP APLICACION APPLICATION VOITURE CAR MODEL APPLICATION	JAH AÑO ANNÉE YEAR	ERSATZTEIL NR. N°ORIGINAL N°D'ORIGINE SUIT.ORIG.N°	ABMESSUNG DIM. PANAL DIM. FAISCEAUX CORE DIMENSIONS	TECH. TECN. TECH. TECH.
712M01	CD0040	ESCORT / ORION	91-	692253/72550741	513*373*24	ALM/CO
712M02	CD0041	MONDEO	93-	1022447	537*402*24	ALM/CO
712M05	CD0044	GALAXY	10/95-	95 NW 19710 AE	544*365	ALM/CO
712M06	CD0045	MONDEO II	97-	1022553	540*400*28	ALM/CO
712M07	CD0046	FIESTA IV /PUMA	7/97-	96 FW 19710 AD /AE	518*362	ALM/CO
712M08	CD0047	MONDEO	00-	1116809	648*375	A
712M10	CD0048	FIESTA V / FUSION ALL	02-	1146195	537*365	A
712M16	CD0049	FOCUS ( ALL )	98-	1062380 / 1086534	620*345	ALM/CO
712M18	CD0050	KA 1.3 i 8v	11/96-	97 KM 19710 AE	400*380	A
712M22	CD0051	GALAXY	00-	YM 2H192600 AA/AB/1108838	516*360*16	A



ELECTROVENTILATEUR / COOLING FANS / KÜHLERVENTILATOR			ELECTROVENTILATEUR / COOLING FANS / KÜHLERVENTILATOR			
EV120560	EV0020	ESCORT 1.4/1.6	90-		FITS RA0120560 / 561	
EV120830	EV0142	TRANSIT 95 PETROL	95-	7233398		
EV120840	EV0022	FIESTA 1.2 AC / 1.4/1.4AC	96-	1020914	FITS RA0120840	
EV120850	EV0023	FIESTA 1.8 D	96-	1020253	FITS RA0120850	
EV120860	EV0024	FIESTA 1.8 D AC	96-	1020254	FITS RA0120860	
EV120960	EV0025	FIESTA 1.1/ 1.3	96-	1136391	FITS RA0120960	
EV120970	EV0026	KA 1.1 /1.3	96-	1036754	FITS RA0120970	
EV121000	EV0027	KA 1.1 AC /1.2 AC / 1.3 AC	96-	1088844	FITS RA0121000	
EV121040	EV0028	FOCUS 1.4i / 1.6i -AC	98-	1075135	FITS RA0121040	
EV121050	EV0029	FOCUS 1.4i / 1.6i +AC	98-	1075126	FITS RA0121050	
EV121060	EV0030	FOCUS 2.0 /1.8 TD -AC	98-	1075123	FITS RA0121060	
EV120750	EV0021	MONDEO 1.6/1.8/2.0 +AC	93-01	F8RZ-8C 604GE / 1117754	FITS RA0120750	

MACHINE AGRICOLE / AGRICULTURAL MACHINERY / LANDWIRTSCHAFTSMACHINE			MACHINE AGRICOLE / AGRICULTURAL MACHINERY / LANDWIRTSCHAFTSMACHINE			
012M01	RD1113	2100 /3100 ( WITH OIL COOLER ) 4 ROWS		D8NN 8005 PA	410*450*60	C/B
012M02	RD1114	6610 ( WITH OIL COOLER ) 5 ROWS		E0NN 8005 GA 15M	410*450*75	C/B
012M13	RD1115	3610 4 ROWS		D8NN 8005 PA	410*450*60	C/B
012M14	RD1116	5000 4 ROWS		D8NN 8005 PA	410*450*60	C/B

HONDA		HONDA				
RA0130010	RD0748	CIVIC 1.5 / 1.6	88 -	19010-PH4-003	325*658*23	A/P
RA0130020	RD0749	ACCORD 1.6 / 2.0	86-89	19010-PH1-622 / PH2-003	325*658*23	A/P
RA0130040	RD0750	CIVIC 1.5 /1.6 VTEC (REPLACES DENSO AND TOYO)	92-00	19010-P30-J01/ G01 / G02	350*350*28	A/P
RA0130050	RD0751	CIVIC EG / EH 1.3 DX/1.5 i/Dxi/LSi (REPLACES DENSO AND TOYO)	92-00	19010-P01-003 / 004	350*350*23	A/P
013N08	RD0114	CIVIC 1.3 / 1.5	87-91	19010-PM3-003	325*570*15	C/P
013N10	RD0115	CIVIC III 1.3/1.4/1.5 GL/GKX 16V	87-91	19010-PM3-004	327*559*30	C/P
013N19	RD0118	ACCORD III 2.0i/2.2i EX/DX 16V AC	89-93	19010-PT1-003	352*667*30	A/P
013N20	RD0119	ACCORD IV 2.0i/2.3 EX/GX/16V AC	93-95	19010-POF-J02	349*679*15	C/P
013N21	RD0120	CR-V M.P.V. 2.0 16v +/- A/T	97-	19010-P1E-901	425*678*15	C/P
013M22	RD0109	CR-V 2.0	97-	19010-P3F-014	350*685*16	A/P
013M23	RD0110	ACCORD VI 2.0 i 16V	98-	19010-PAA-A01/A02	375*677*16	A/P
013M24	RD0111	CIVIC COUPE 1.7i 16v VTEC	2001-	19010-PMM-A01	351*665*16	A/P

CONDENSEUR / CONDENSER A.C. / KONDENSATOR			CONDENSEUR / CONDENSER A.C. / KONDENSATOR			
713M01	CD0052	CR-V	97-	80110-ST7-A21	580*309	A
713N13	CD0056	CIVIC IV	93-95	80110-SR1-A13	330*330	A

REFERENZ REFERENCIA REFERENCE CODE	ZEICH. PLANO VUE N° DRAW.	FAHRZEUG-TYP APLICACION APPLICATION VOITURE CAR MODEL APPLICATION	JAHR AÑO ANNÉE YEAR	ERSATZTEIL NR. N°ORIGINAL N°D'ORIGINE SUIT.ORIG.N°	ABMESSUNG DIM. PANAL DIM. FAISCEAUX CORE DIMENSIONS	TECH. TECN. TECH. TECH.
713N15	CD0057	CIVIC IV	92-93	80110-SRI-A22	330*330	A
713N16	CD0058	CIVIC V	95-	80110-S01-A11	330*365	A
713N20	CD0059	ACCORD IV	93-96	80110-SV1-A11	565*297	A
<b>ELECTROVENTILATEUR / COOLING FANS / KÜHLERVENTILATOR</b>			<b>ELECTROVENTILATEUR / COOLING FANS / KÜHLERVENTILATOR</b>			
EV130030	EV0031	CIVIC EG/EH 1.3 DX/1.5i/DXi/LSi/1.6i/ESI/1.6VETEC ( RADIATOR )	91-95	19005-P08-003	FITS RA0130050	
EV130031	EV0032	CIVIC EG/EH 1.3 DX/1.5i/DXi/LSi/1.6i/ESI/1.6VETEC ( AC )	91-95	80150-SR3-K01	FITS RA0130050	
EV130033	EV0033	CIVIC EG/EH 1.3 DX/1.5i/DXi/LSi/1.6i/ESI/1.6VETEC ( AC )	96-98	80151-SR3-104	FITS RA0130050	
EV130034	EV0034	CIVIC EG/EH 1.3 DX/1.5i/DXi/LSi/1.6i/ESI/1.6VETEC ( RADIATOR )	99-00	19030-PEJ-003	FITS RA0130050	
EV130035	EV0035	CIVIC EG/EH 1.3 DX/1.5i/DXi/LSi/1.6i/ESI/1.6VETEC ( AC )	99-00	80151-S04-003	FITS RA0130050	
EV13M190	EV0036	ACCORD III EX/DX 2.0i/2.2i 16V	89-93	19005-PP1-003	FITS 013N19	
EV13M191	EV0037	ACCORD III EX/DX 2.0i/2.2i 16V ( FOR AC )	89-93	38616-PT3-A03	FITS 013N19	
EV13M200	EV0038	ACCORD IV EX /GX 2.0i/2.3i 16V	93-95	16016-POA-004	FITS 013N20	
EV13M201	EV0039	ACCORD III 2.0i/2.2i EX/DX 16V ( FOR AC )	93-95	38605-PC0-G01	FITS 013N20	
EV13M230	EV0043	ACCORD 2.0i / COUPE	98-	19005-PAA-A01	FITS ON 013M23	
EV13M231	EV0044	ACCORD 2.0i / COUPE ( FOR AC )	98-	38605-PAA-A01	FITS ON 013M23	
EV13M220	EV0040	CR-V 2.0	97-01	19030-P3F-024	FITS ON 013M22	
EV13M221	EV0041	CR-V 2.0 (FOR AC)	97-98	38616-PT3-A03	FITS ON 013M22	
EV13M222	EV0042	CR-V 2.0 (FOR AC)	99-01		FITS ON 013M22	
EV13M240	EV0045	CIVIC	01-	19000-PSL-F513	FITS 013M24	
EV13M241	EV0046	CIVIC (FOR AC)	01-	38605-PCL-J013	FITS 013M24	




**IVECO**

RA0140000	RD0752	DAILY 2.5 TD AC - 2.8 TD	99-	99487905	650*440*27	A/P	O.E.
RA0140010	RD0753	DAILY 2.5 TD 105 CV	99-	99488591	650*440*32	A/P	O.E.
RA0140020	RD0754	DAILY 2.5 D +/- AC - 2.8 TD AC	99-	500303392	650*440*36	A/P	O.E.
RA0140040	RD0755	DAILY S 2000 D / TD	03-	504045487	650*456*32	A/P	O.E.
RA0140060	RD0757	DAILY S 2000 TD 136 / 166 cv	04-	504084141 / 504045489	649*440*38	A/P	O.E.
<b>RADIATEURS DE CHAUFFAGE / HEATERS / HEIZUNGEN</b>			<b>RADIATEURS DE CHAUFFAGE / HEATERS / HEIZUNGEN</b>				
RA2140001	HT0103	DAILY S 2000 - All Models	99-00	504026720	214*263*25	A	O.E.
RA2140002	HT0104	DAILY S 2000 - All Models	01-	504026722	214*263*25	A	O.E.
RA2140010	HT0105	DAILY - All Models		46722023/93927662	300*158*42	A/P	O.E.
RA2140030	HT0106	DAILY II	9/89-	93930678	299*158*42	A/P	O.E.
<b>CONDENSEUR / CONDENSER A.C. / KONDENSATOR</b>			<b>CONDENSEUR / CONDENSER A.C. / KONDENSATOR</b>				
RA7140000	CD0268	DAILY S 2000 D / TD	99-	99487944	700*312*18	A	O.E.
RA7140050	CD0269	DAILY S 2000 D / TD	03-	504022601	565*310*16	A	O.E.
RA7140060	CD0270	DAILY S 2000 TD 136 / 166cv	04-	504084147	562*340*16	A	O.E.
<b>REFROIDISSEURS D'AIR / INTERCOOLERS / LADELÜFTKÜHLER</b>			<b>REFROIDISSEURS D'AIR / INTERCOOLERS / LADELÜFTKÜHLER</b>				
RA8140060	IT0142	DAILY TD ( GAMMA S 2000 )	00-	99487925 / 504022617	475*185*63	A	O.E.
<b>ELECTROVENTILATEUR / COOLING FANS / KÜHLERVENTILATOR</b>			<b>ELECTROVENTILATEUR / COOLING FANS / KÜHLERVENTILATOR</b>				
EV812600	EV0075	DAILY S 2000 TD	99-	504045486	FITS ALL MODELS WITH INTERCOO		O.E.
EV819600	EV0082	DAILY S 2000 D	99-	504048255			O.E.

**MAZDA**

RA0160010	RD0758	323		0774.15.200B	300*421*32	C/B	
-----------	--------	-----	--	--------------	------------	-----	--

REFERENZ REFERENCIA REFERENCE CODE	ZEICH. PLANO VUE Nº DRAW.	FAHRZEUG-TYP APLICACION APPLICATION VOITURE CAR MODEL APPLICATION	JAH AÑO ANNÉE YEAR	ERSATZTEIL NR. NºORIGINAL NºD'ORIGINE SUIT.ORIG.Nº	ABMESSUNG DIM. PANAL DIM. FAISCEAUX CORE DIMENSIONS	TECH. TECN. TECH. TECH.
RA0160090	RD0759	B-2200		R226.15.200A	400*569*32	C/B
RA0160110	RD0760	E-2200		RF01.15.200D	350*569*32	C/B
RA0160120	RD0761	626 1.8 / 2.0 * M X 6 2.0	92-	FS 19.15.200 E	690*340*23	A/P
RA0160130	RD0762	E-2200		RF01.15.200 E	350*569*32	C/B
RA0160140	RD0763	626 1.8 / 2.0 A/T	92-	FS 20.15.200 E	690*340*23	A/P
RA0160151	RD0764	323 1.3i / 1.5i / 1.8i LANTIS A/T	94-	B6BG-15-200 F	324*683*18	A/P
RA0160161	RD0765	323 1.3i / 1.5i / 1.8i LANTIS	94-	B6BF-15-200 G	324*683*18	A/P
RA0120940	RD0733	121 1.25i	96 -	1 E10.15. 200	500*307*32	C/P
RA0120960	RD0735	121 1.3	96 -	1 E04.15. 200	500*307*32	C/P
RA0121070	RD0746	2 1.2 /1.4/1.6 16V +/-AC	03-	C201-15-200	500*351*23	A/P
RA0121080	RD0747	2 1.4 CD +/-AC	03-	Y401-15-200	500*351*23	A/P
016M09	RD0128	323 1.8 HB 16V	89-94	B6S7-15-200 C/D/E	380*648*30	C/P
016N11	RD0131	323 BG 3-4 DOOR	89-94	B61S-15-200 D	390*596*16	A/P
016N13	RD0133	323 TURBO 1.8i HB	89-94	BP26-15-200 D/E/F	391*648*30	A/P
016N14	RD0134	323 FB 1.6/1.6i/1.8i	89-94	BP28-15-200 A/B/C/D	352*648*15	C/P
016N15	RD0135	323 F 1.6	89-94	BP28-15-200 A/B/C	352*648*30	C/P
016N16	RD0136	323 F 1.5i/1.8i	94-96	BPL7-15-200	673*349*30	C/P
016N21	RD0139	626 2.0i 16V	87-92	FE4J-15-200	403*648*30	C/P
016N22	RD0140	626 GE 2.2 / 2.5 MX6 2.5i	91-97	KL19-15-200 F/E	690*339*30	C/B




	CONDENSEUR / CONDENSER A.C. / KONDENSATOR		CONDENSEUR / CONDENSER A.C. / KONDENSATOR		CONDENSEUR / CONDENSER A.C. / KONDENSATOR	
716N11	CD0069	323 BENZINA / DIESEL	89-94	BB7C-61-480	560*330	A
716N17	CD0072	323	95-	BC1M-61-480/A	600*320	A
716N21	CD0073	626 / MX6	87-91	GJ51-61-480 B	550*330	A
716N22	CD0074	626 / MX6	91-94	GA5R-61-480 A/B	550*305	A
716M04	CD0060	626 / MX6	94-96	EA01-61-480B	580*317	A
716M25	CD0062	323 F 1.5 / 1.8	94-96	BO2B-61-480 B/C	595*295	A
716M26	CD0063	323	99-		603*308	A
716M27	CD0064	323 F	99-		433*296	A
716M28	CD0065	323	00-		625*331	A
716M29	CD0297	6 1.8/2.0/2.3/2.0 CITD	02-	GJ6A-61-480 B	590*273	A


## MERCEDES MERCEDES

RA0170020	RD0766	W 601 - 207D/309/210/310/340 MAN	86-	601.500.51.03	474*518*32	C/P
RA0170030	RD0767	W 601 - 207D A/T	86-	601.500.55.03	474*518*32	C/P
RA0170040	RD0768	W 123 - 200D/240D/300D	76-	123.501.51.03	417*532*32	C/P
RA0170050	RD0769	W 123 - 200D/240D/300D A/T	76-	123.501.58.01	417*532*32	C/P
RA0170060	RD0770	W 126 - 300 SD	80-85		427*538*33	A/P
RA0170070	RD0771	W 126 - 300 SD A/T	80-85	126.500.04.03	427*538*33	A/P
RA0170080	RD0772	W 124 - 200S / 200D	84-	124.500.04.03	530*370*42	A/P
RA0170090	RD0773	W 124 - 200 S / 200 D A/T	84-	124.500.24.03	530*370*42	A/P
RA0170100	RD0774	W 126 - 380 SE/SEC	80-91	126.500.33.03	427*667*42	A/P
RA0170110	RD0775	W 201 - 190 2.2 D A/T	86-	201.500.55.03	575*446*42	A/P
RA0170120	RD0776	W 201 - 190 E 2.3 AC A/T	83-	201.500.43.03	574*446*33	A/P
RA0170130	RD0777	W 201 - 190/190 E	82-	201.500.05.03	292*349*42	A/P

REFERENZ REFERENCIA REFERENCE CODE	ZEICH. PLANO VUE Nº DRAW.	FAHRZEUG-TYP APLICACION APPLICATION VOITURE CAR MODEL APPLICATION	JAHR AÑO ANNÉE YEAR	ERSATZTEIL NR. NºORIGINAL NºD'ORIGINE SUIT.ORIG.Nº	ABMESSUNG DIM. PANAL DIM. FAISCEAUX CORE DIMENSIONS	TECH. TECN. TECH. TECH.
RA0170140	RD0778	W 201 - 190/190 E A/T	82-	201.500.46.03	292*349*42	A/P
RA0170150	RD0779	W 201 - 190 E	86-	201.500.28.03	410*370*42	A/P
RA0170160	RD0780	W 201 - 190 E A/T	86-	201.500.29.03	410*370*42	A/P
RA0170170	RD0781	W 201 - 190 D A/T	86-	201.500.42.03	575*370*33	A/P
RA0170180	RD0782	W 201 - 190 E A/C 190 D	82-	201.500.08.03 / 19.03	575*370*33	A/P
RA0170190	RD0784	W 126 - 300 SE / SEL AUT.	86-	126.500.41.03 / 51.03	487*485*42	A/P
RA0170200	RD0785	W 124 - 260 E / 300 E AUT	86-88	124.500.28.03 / 90.03	530*485*42	A/P
RA0170210	RD0786	W 201 - 190 D 2.2 AC	83-	201.500.1803 / 5403	575*446*42	A/P
RA0170220	RD0787	W 201 - 192 E 2.3 AC	83-	201.500.2203	574*446*33	A/P
RA0170230	RD0788	W 124 - 200 E/T 230 CE / ETE A/T AC	84-92	124.500.02.03	487*485*42	A/P
RA0170240	RD0789	W 124 - 200 D /TD 250 D/TD 300 D A/T AC	88-	124.500.98.03	530*485*42	A/P
RA0170260	RD0790	W 123 - 250 A/T	79-	123 501 3301	417*578*32	C/P
RA0170270	RD0791	W 123 - 250	79-	123 501 3401	417*578*32	C/P
RA0170290	RD0792	W 201 - 190 E 2,3 16 V A/T	84 -	201.500.53.03	487*446*33	A/P
RA0170300	RD0793	W 201 - 190 E 2,3 16 V	84 -	201.500.35.03	487*446*33	A/P
RA0170330	RD0794	W 124 - 200 E 92 - / 220 E A/T 93-95		124.500.63.03	487*485*42	A/P
RA0170340	RD0795	W 202 - C 180 / 200 / 220 AC	93 -	202.500.21.03	616*424*33	A/P
RA0170350	RD0796	W 202 - C 180 / 200 / 220 AC A/T	93 -	202.500.22.03	616*424*33	A/P
RA0170360	RD0797	W 202 - C 200 D / 220 D / 250 D AC	93 -	202.500.31.01 / 36.03 / 37.03	616*424*42	A/P
RA0170370	RD0798	W 202 - C 200 D / 220 D / 250 D AC A/T	93 -	202.500.32.03	616*424*42	A/P
RA0170380	RD0799	W 202 - C 200 D / 220 D	93 -	202.500.34.03	494*424*33	A/P
RA0170390	RD0800	W 202 - C 200 D / 220 D A/T	93 -	202.500.35.03	494*424*33	A/P
RA0170400	RD0801	W 124 - 300 TURBO DIESEL A/T AC 4 MATIC	1/86 -	124.500.00.02	610*485*42	A/P
RA0170410	RD0802	W 124 - 200 D / 300 D / 250 TD AC	9/84-12/89	124.500.09.03	530*485*42	A/P
RA0170420	RD0803	W 124 - 300 D AC	93-	124.500.22.02	610*485*42	A/P
RA0170430	RD0804	W 124 - 300 D A/T AC	93-	124.500.23.02	610*485*42	A/P
RA0170440	RD0805	W 201 - 190 D 2.5 AC A/T	6/85-	201.500.86.03	575*446*42	A/P
RA0170450	RD0806	W 107 - 380 SL / 500 SL	-85	107.501.17.01	408*677*48,5	C/B
RA0170460	RD0807	W 124 - E 250 D A/T ( +-AC ) / E 300 D A/T	93-	124.500.20.02	530*485*42	A/P
RA0170490	RD0808	W 124 - 200 D / TD / 250 D / 250 TD AC	90-93	124.500.92.03 / 21.03	530*485*33	A/P
RA0170510	RD0809	W 631 - MB - 100 2.4 D	91-	631.500.05.02	413*483*32	C/P
RA0170520	RD0810	W 124 - E 420	90-95	124.500.03.02 / 14.02	610*490*42	A/P
RA0170530	RD0811	W 126 - 260 / 300 SE / SEL	85-91	126.500.40.03	487*490*42	A/P
RA0170540	RD0812	W 124 - 260 / 280 / 300 E	84-93	124.500.27.03 / 21.03	530*490*42	A/P
RA0170550	RD0813	W 203 - C 200 KOMPRESSOR +/- AC / C 240 / C 200 CDI / C 220 CDI / 4/00-		203 500 11 03 / 06	650*399*28	A/P
RA0170560	RD0814	W 203 - C 180 AC	09/00-	203 500 04 03	650*399*23	A/P
RA0170570	RD0815	W 203 - C 270 CDI AC	05/00-	203 500 08 03	650*399*28	A/P
RA0170580	RD0976	W 203 - C200 KOMPRESSOR +/- AC/C240/C200 CDI/C220 CDi AC A/T	4/00-	203 500 10 03 / 05 03 / 03 03	650*399*28	A/P
RA0170600	RD0816	W 202 - C 280 AT	6/93-	202.500.41.03	616*424*42	A/P
RA0170610	RD0817	W 201 - 190 D 2.5 AC	6/85-	201.500.73.03	575*446*42	A/P
RA0170620	RD0352	W210 - E270 CDi / E320 CDi +/- AC	7/99-03/02	210.500.58.03	640*487*38	A/P
RA0170630	RD1108	W210 - E300 D / E420 T / E430 T +/- AC A/T	6/95-10/97	210.500.01.03 / 12.03 / 19.03	640*487*38	A/P
RA0170640	RD0718	W210 - E300 TD A/T	96-99	210.500.32.03 / 66.03	640*487*38	A/P
RA0170650	RD1109	W 210 - E200 / E230 / E240 / E280 +/-AC A/T	07/95-	210.500.28.03	640*487*28	A/P



REFERENZ REFERENCIA REFERENCE CODE	ZEICH. PLANO VUE N° DRAW.	FAHRZEUG-TYP APLICACION APPLICATION VOITURE CAR MODEL APPLICATION	JAH AÑO ANNÉE YEAR	ERSATZTEIL NR. N°ORIGINAL N°D'ORIGINE SUIT.ORIG.N°	ABMESSUNG DIM. PANAL DIM. FAISCEAUX CORE DIMENSIONS	TECH. TECN. TECH. TECH.
		<b>CONDENSEUR / CONDENSER A.C. / KONDENSATOR</b>		<b>CONDENSEUR / CONDENSER A.C. / KONDENSATOR</b>		
717M01	CD0079	W 201 - 190 2.5 D	5/85-	201.830.29.70	510*377	A
717M02	CD0080	W 201 - 190 E 1.8	7/89-	201.830.28.70	510*375	A
717M04	CD0081	W 124 - 200 /250/300 D/TD		124.830.06.07 / 19.70	540*400	A
717B18	CD0076	W 202 - C CLASS	93-	202.830.08.70	451*554	A
717B25	CD0077	W 638 - VITO 108/110/113/114 TD	95-	638.835.01.70	500*537	A
717M27	CD0087	W 210 - 290TD	95-	210.830.03.70	580*330	A
717M32	CD0088	W 202 - C230 KOMPRESSOR / C250 TD /W 208 CLK 230 KOMPRES.	98-	202.830.07.70	565*410	A
717M37	CD0089	W 210- E200/240/280/200D/250D/290TD/300D/200D/250D/290TD/300D	95-99	210.830.05.70	580*478	A
717M41	CD0281	W 203 C180 / 200 / 240	00-	203.500.00.54	640*374	A



**mitsubishi**      **MITSUBISHI**

RA1180030	RD1085	CANTER FE444		MB 390160	465*478*48.5	C/B	O.E.
RA1180040	RD1086	CANTER FE331/444 T		MB 390161	465*478*48.5	C/B	O.E.
RA0180051	RD0818	L300 PICKUP		MB 356153	390*490*48.5	C/B	O.E.
RA0180060	RD0819	L200		MB 356390	400*598*32	C/B	O.E.
RA0180070	RD0820	L300 DE		MB 356342	400*598*32	C/B	O.E.
RA0180080	RD0821	L 200 4 X 4		MB 356391	425*605*32	C/B	O.E.
RA0180090	RD0822	CANTER FE 331/441		MC 111 552	465*478*32	C/B	O.E.
RA0180100	RD0823	CANTER FE 444		MC 111 743	560*478*32	C/B	O.E.
RA0180110	RD0824	L-300 DE T		MR 127 771	400*518*48,5	C/B	O.E.
RA0180130	RD0825	GALANT 1.8 / 2.0	87-	MB 356 527	377*687*22	C/B	
RA0180140	RD0826	COLT 1.6	88-	MB 538 543	377*687*22	C/B	
RA0180150	RD0827	GALANT E30 1.8 A/T	10/87-	MB 356 528	377*687*22	C/B	
RA0180160	RD0828	COLT C50 / LANCER C 60 / 70	87-92	MB 538 548	377*687*22	C/B	
RA0180181	RD0829	CARISMA DA 1.6 / 1.8	95-	MB 925 637	400*650*18	A/P	
RA0180190	RD0830	STAR WAGON	91-		400*600*32	C/B	
018M08	RD0173	COLT / LANCER IV 1.8 GTI 16V	93-96	MB 660 566	375*684*27	A/P	
018M19	RD0183	COLT / LANCER IV 1.3 12V	97-00	MR 204 591	375*660*17	A/P	
018M25	RD0185	ECLIPSE 1.8 / 2.0	89-93	MB538509	350*668*32	A/P	
018M28	RD0187	GALANT IV 2.0 TD	93-96	MR924451 / MB161362	375*738	A/P	
018M29	RD0188	GALANT V 2.0i / 2.4i 16v / 2.0 TD	97-	MR212454	375*718*32	A/P	
018M31	RD0189	SPACE GEAR - PA4W - PA5W	94-00	MR 127 283	500*613*16	A/P	
018M32	RD0190	CANTER 2.5 T	00-	MC 127003	475*468*45	C/P	
018M33	RD0191	CANTER 3.5 T	00-	MC 127006	550*468*45	C/P	
018M35	RD0193	LANCER	01-		377*691*16	A/P	

		<b>CONDENSEUR / CONDENSER A.C. / KONDENSATOR</b>		<b>CONDENSEUR / CONDENSER A.C. / KONDENSATOR</b>		
718M07	CD0096	COLT IV / LANCER IV	92-96	MR115853 / MB657968	330*305	A
718M10	CD0282	CARISMA DA 1.6 / 1.8	06/95-	MB958166	610*352	A
718M12	CD0098	COLT / LANCER IV 1.6 / 1.8 / D	92-96	MR115814	597*306	A
718M19	CD0099	COLT / LANCER V	96-	MR218428	610*352	A
718M29	CD0101	GALANT V 2.0i / 2.4i 16v / 2.0 TD	1/97-	CAA311B095 / MR216132	330*305*25	A
718M35	CD0283	LANCER 1.6 / 1.8	01-		685*346	A

REFROIDISSEURS D'AIR / INTERCOOLERS / LADELUFTKUEHLER

REFROIDISSEURS D'AIR / INTERCOOLERS / LADELUFTKUEHLER



REFERENZ REFERENCIA REFERENCE CODE	ZEICH. PLANO VUE N° DRAW.	FAHRZEUG-TYP APLICACION APPLICATION VOITURE CAR MODEL APPLICATION	JAHR AÑO ANNÉE YEAR	ERSATZTEIL NR. N°ORIGINAL N°D'ORIGINE SUIT.ORIG.N°	ABMESSUNG DIM. PANAL DIM. FAISCEAUX CORE DIMENSIONS	TECH. TECN. TECH. TECH.
RA8180171	IT0138	CANTER TB	-01	ML126162	470*371*48	A
RA8180200	IT0139	CANTER TB	01-	ML126152	350*220*64	A
<b>ELECTROVENTILATEUR / COOLING FANS / KÜHLERVENTILATOR</b>			<b>ELECTROVENTILATEUR / COOLING FANS / KÜHLERVENTILATOR</b>			
EV18M190	EV0047	LANCER / MIRAGE	97-02	MR188151	FITS 018M19	
EV18M191	EV0048	LANCER / MIRAGE (FOR AC)	97-02	MR201374 / MR460922	FITS 018M19	



### NISSAN NISSAN

RA0190090	RD0831	PICK-UP D21	86-	21400-10G00	430*645*32	C/B	O.E.
RA0190130	RD0832	CABSTAR F22		21400-23T00	385*543*48.5	C/B	O.E.
RA1190140	RD1087	CABSTAR SLBH40		21400-51T01	470*540*32	C/B	O.E.
RA0190150	RD0833	PICK-UP D214WD PETROL 87-92 / TERRANO 2.4	86-92	21400-15G00	430*645*32	C/B	
RA0190160	RD0834	PICK-UP D21 / D21 4X4	93-	21410-74P00	430*645*32	C/B	
RA0190171	RD0835	PRIMERA P11 2.0 D	96-	21410-2F600	360*680*28	A/P	
RA0190181	RD0836	PRIMERA P11 1.6/2.0	96-	21410-2F000	360*680*18	A/P	
019N08	RD0230	PRIMERA 1.6	90-96	21410-70J00	340*648*15	A/P	
019N09	RD0231	PRIMERA I DIESEL	90-96	21410-72J20	340*348*30	C/P	
019N10	RD0232	PRIMERA I 2.0	90-96	21410-72J00	340*648*30	A/P	
019M17	RD0207	MICRA K 11 1000	92-	21410-97B00	378*356*30	A/P	
019M21	RD0208	SUNNY B12 / N13 1.6 / 1.7D	86-90	21410-54A00/58A00	587*348*30	C/B	
019M27	RD0211	ALMERA 2.0 DIESEL	96-	21410-59Y00	324*648*30	A/P	
019M30	RD0212	SUNNY N14 1.4/1.5-B13 1.6-100NX	90-96	21410-62C01	324*527*15	C/P	
019M31	RD0213	ALMERA 1.4 / 1.6	95-	21410-0M100	324*527*15	C/P	
019M37	RD0216	300 ZX - Z3.0	89-	21460-30P10	403*692*15	C/P	
019M38	RD0217	MICRA II K11 1.0 6V AT	92-	21460-97B00	378*356*30	A/P	
019M41	RD0218	PRIMERA W10 2.0D	90-96	21410-74N00	362*690*30	A/P	
019M45	RD0221	SUNNY III B12/N13 1.0/1.3/1.5/1.6	86-90	21410-69A00	587*350*30	C/P	
019M47	RD0223	SUNNY IV Y 10/B13/N14/N14 2.0 DIESEL	90-95	21410-65C01/58Y01	320*648*30	C/P	
019M49	RD0224	SUNNY IV N14/Y10 1.4/1.6	90-95	21410-62Y01	324*658*30	C/P	


<b>CONDENSEUR / CONDENSER A.C. / KONDENSATOR</b>			<b>CONDENSEUR / CONDENSER A.C. / KONDENSATOR</b>			
719M08	CD0103	PRIMERA P10 R12	90-92	92110-60J00	597*305	A
719M09	CD0104	PRIMERA P10	94-96	92110-20J00	593*310	A
719M15	CD0105	TERRANO II 2.7 Tdi	96-97	92110-0F060	635*370	A
719M17	CD0106	MICRA II (LONG VERSION)	92-96	92110-50B00	645*275	A
719M20	CD0107	VANETTE / SERENA	94-96	92110-8C802	580*319	A
719M27	CD0108	ALMERA / 200 SX	96-	92110-8D800	640*270	A
719M30	CD0109	SUNNY IV N14	90-94	92110-65Y00/62C00	610*280	A
719M31	CD0110	ALMERA / 200 SX	95-97	92110-2M112	640*270	A
719M32	CD0111	PRIMERA P11 / W10	96-	92110-2F000	700*305	A
719M47	CD0112	SUNNY IV N14	92-96	92110-62C60 / 86Y00	610*280	A
719M51	CD0113	PICK UP / NAVARA	98-	92110-3S401	700*320	A
719M53	CD0115	ALMERA	00-	92110-BM400	680*310	A
719M52	CD0114	TERRANO II 2.7 Tdi / 2.4 i 12v	97-99	92110-7F700	635*370	A
719M54	CD0116	MICRA	98-	92110-67B17 / 30S30	668*296	A
719M55	CD0117	MICRA	98-	92110-6F600	554*300	A

REFERENZ REFERENCIA REFERENCE CODE	ZEICH. PLANO VUE N° DRAW.	FAHRZEUG-TYP APLICACION APPLICATION VOITURE CAR MODEL APPLICATION	JAHR AÑO ANNÉE YEAR	ERSATZTEIL NR. N°ORIGINAL N°D'ORIGINE SUIT.ORIG.N°	ABMESSUNG DIM. PANAL DIM. FAISCEAUX CORE DIMENSIONS	TECH. TECN. TECH. TECH.
<b>ELECTROVENTILATEUR / COOLING FANS / KÜHLERVENTILATOR</b>			<b>ELECTROVENTILATEUR / COOLING FANS / KÜHLERVENTILATOR</b>			
EV190180	EV0049	PRIMERA II 1.6/2.0/2.0	96-99	21481-9F300	FITS RA0190180	
EV190181	EV0050	PRIMERA II 1.6/2.0/2.0 ( FOR AC )	96-99	92120-9F510	FITS RA0190180	
EV19M170	EV0051	MICRA K 11 1000/1300	92-	21481-44B00	FITS 019M17	
EV19M171	EV0052	MICRA K 11 1000/1300 ( FOR AC )	92-	92120-41B00	FITS 019M17	
EV19M300	EV0053	SUNNY N14 1.4/1.5-B13 1.6-100NX	90-96	21481-51C86	FITS 019M30	
EV19M301	EV0054	SUNNY N14 1.4/1.5-B13 1.6-100NX ( FOR AC )	90-96	92120-51C28 / 92120-5B400	FITS 019M30	
EV19M310	EV0055	ALMERA 1.4 / 1.6 /SUNNY IV Y10 / B13 / N14	95-	21481-51C86	FITS 019M31 / 47 / 49	
EV19M311	EV0056	ALMERA 1.4 / 1.6 /SUNNY IV Y10 / B13 / N14 ( FOR AC )	95-	92120-58Y25	FITS 019M31 / 47 / 49	
EV19N080	EV0057	PRIMERA I +/-AC	90-96	21481-53J20	FITS 019N08 / N10	

**OPEL-VAUXHALL OPEL-VAUXHALL**

RA0200010	RD0837	KADETT 1204		8949631/1302099	300*295*32	C/B
RA0200060	RD0838	CAVALIER RWD 1.6	76-81	1302126	325*374*32	C/B
RA0200120	RD0839	REKORD 2.1/2.3 D	78-86	90027768/1302145	475*451*32	C/B
RA0200140	RD0840	ASCONA 1.6L/1.6S	82-	1302191	526*415*22	C/B
RA0200150	RD0841	KADETT D 1.3	79-81	1302169/1302198	530*287*32	C/B
RA0200151	RD0842	KADETT D 1.3	79-81	1302169/1302198	530*287*22	C/B
RA0200170	RD0843	REKORD 2.0	77-84	1302141	355*445*32	C/B
RA0200180	RD0844	REKORD 2.0 AUT	77-84	1302142	355*445*32	C/B
RA0200190	RD0845	REKORD 2.0 E	77-84	1302143	475*451*32	C/B
RA0200200	RD0846	REKORD 2.0 E AUT	77-83	1302144	475*451*32	C/B
RA0200210	RD0847	MANTA B 2.0	75-83	1302121	355*445*32	C/B
RA0200220	RD0848	MANTA B 2.0 AUT	75-82	1302119	355*445*32	C/B
RA0200240	RD0849	SENATOR 2.5/3.0	78-82	1302147	475*451*32	C/B
RA0200250	RD0850	SENATOR 2.5/3.0 AUT		1302147	475*451*32	C/B
RA0200280	RD0852	KADETT C AUT.		1302087	300*295*32	C/B
RA0200290	RD0853	CAVALIER RWD 1.6			325*375*32	C/B
RA0200300	RD0854	REKORD 2.0 NS	77-84	1302021	355*445*32	C/B
RA0200310	RD0855	REKORD 2.0 NS AUT	77-84	1302011	355*445*32	C/B
RA0200320	RD0856	REKORD 2.0 INJ	84-86	1302033	475*451*32	C/B
RA0200330	RD0857	REKORD 2.0 INJ AUT	84-86	1302034	475*451*32	C/B
RA0200340	RD0858	REKORD 2.2 INJ	84-86	1302052	475*451*32	C/B
RA0200350	RD0859	REKORD 2.2 INJ AUT	84-86	1302053	475*451*32	C/B
RA0200370	RD0860	KADETT D 1.0/1.279	79-81	1302169/73	420*287*32	C/B
RA0200380	RD0861	KADETT D 1.3	81-84	1302181/89/96	530*287*32	C/B
RA0200390	RD0862	KADETT/ASTRA 1.2	84-	1302049	530*287*32	C/B
RA0200400	RD0863	KADETT 1.7 D	88-	3096387	520*378*32	C/B
RA0200411	RD0864	KADETT "E" 1.4 / "E" 1.6	89 -	1302 057 / 1300 099	520*322*23	A/P
RA0200440	RD0865	ASTRA 1.7 DIESEL	91-	1300.108	537*366*33	A/P
RA0200450	RD0866	ASTRA 1.8/2.0	91-	1300.111	537*366*23	A/P
RA0200460	RD0867	ASTRA 2.0 A/T	91-	52456309	537*366*23	A/P
RA0200471	RD0868	KADETT "E" 1.6/1.8	84-91	1302027	635*315*23	A/P
RA0200501	RD0870	KADETT "E" 1.6/1.8 A/T	84-91	1302 028 / 1302 030	635*315*23	A/P
RA0200530	RD0871	CORSA " B " 1.5 D	93-00	1300 151 / 90410049	650*265*42	A/P

REFERENZ REFERENCIA REFERENCE CODE	ZEICH. PLANO VUE Nº DRAW.	FAHRZEUG-TYP APLICACION APPLICATION VOITURE CAR MODEL APPLICATION	JAHR AÑO ANNÉE YEAR	ERSATZTEIL NR. NºORIGINAL NºD'ORIGINE SUIT.ORIG.Nº	ABMESSUNG DIM. PANAL DIM. FAISCEAUX CORE DIMENSIONS	TECH. TECN. TECH. TECH.
RA0200531	RD0871	CORSA " B " 1.5 D	93-00	1300 151 / 90410049	650*265*33	A/P
RA0200541	RD0872	KADETT E 1.3	84-89	1302 026	526*285*23	A/P
RA0200560	RD0873	VECTRA 1.6 / 1.8 si / 2.0	88 - 95	1300 092	620*366*23	A/P
RA0200561	RD0874	VECTRA 1.6 / 1.8 si / 2.0 TROPIC	88 - 95	1300 092	620*366*33	A/P
RA0200570	RD0875	VECTRA 1.6 / 1.8 si / 2.0 A/T	88 - 95	1300 135	620*366*23	A/P
RA0200571	RD0876	VECTRA 1.6/1.8si/2.0A/T TROPIC	88 - 95	1300 135	620*366*33	A/P
RA0200580	RD0877	VECTRA 1.7 D / 1.8 is / 2.0	88 - 95	1300 084	537*366*23	A/P
RA0200590	RD0878	VECTRA 1.7 D / 1.8 is / 2.0 A/T	88 - 95	1300 097	537*366*23	A/P
RA0200600	RD0879	ASCONA1.6/1.8/KADETT 1.6D	81-	1302 006 / 191 / 192	525*408*32	C/B
RA0200611	RD0880	ASTRA 1.4 / 1.6 / 1.8 / 2.0 AC	91-	1300 148	590*349*28	A/P
RA0200620	RD0881	ASTRA 1.7 TD	91-	1300 103	531*361*42	A/P
RA0200630	RD0882	VECTRA 1.7 TD	90-95	1300 104	531*361*42	A/P
RA0200641	RD0883	ASTRA 1.4 / 1.6 / 1.8 / 2.0 AC A/T	91-	1300 148	590*349*28	A/P
RA0200651	RD0884	VECTRA B 1.6 / 1.8 AC A/T	96-	1300 180 / 52479099	608*357*28	A/P
RA0200660	RD0885	CORSA B 1.2 / 1.4 / 1.6	3/93-	1300 149 / 90410047	530*285*23	A/P
RA0200670	RD0886	CORSA B 1.0 12V / 1.2 12 V	3/97-	1300 173 / 90531547	530*285*23	A/P
RA0200681	RD0887	VECTRA B 1.6 / 1.8 AC	96-	52479098	608*357*28	A/P
RA0200710	RD0888	CORSA C 1.4 / 1.6 AC	01-	09201956 / 1300 237	540*377*23	A/P
RA0200720	RD0889	CORSA C 1.7 D /TD +/-AC	01-	09196694 / 1300 233	600*360*33	A/P
RA0200730	RD0890	CORSA C 1.0 / 1.2	01-	1300 236	540*377*23	A/P
RA0200740	RD0891	ASTRA G 1.2i 16 v	98-	1300 186 / 90570723	540*377*23	A/P
RA0200750	RD0892	ASTRA G 1.2i 16 v AC	98-	1300195/ 90570727/09202496	600*377*23	A/P
RA0200760	RD0893	ASTRA G 1.4i 16 v / 1.6i / 1.6i 16v / 1.8i 16v	98-	90570725	540*377*23	A/P
RA0200770	RD0894	ASTRA G 1.4i 16 v / 1.6i / 1.6i 16v / 1.8i 16v AC	98-	1300 189	600*377*23	A/P
RA0200780	RD0895	ASTRA G / ZAFIRA 1.7 TD / 2.0 DTi / 2.2 DTi +/- AC	98-	1300 191 / 1300 198	600*361*42	A/P
RA0200800	RD0896	ASTRA G 1.7 DTi 16V	98-	1300 209	600*361*42	A/P
RA0200840	RD0897	ASTRA G 1.4i 16 v / 1.6i / 1.6i 16v / 1.8i 16v AC AT	98-	1300 196 / 1300 214 / 9193265	600*361*23	A/P
RA0200850	RD0977	CORSA C 1.3 CDTi +/-AC		1 300 261	600*349*23	A/P
RA0200870	RD1110	VECTRA C 1.6 / 1.8 +/-AC // SIGNUM 1.8 +/-AC 02/03-	04/02-	1300 244 / 24418338	650*414*23	A/P
RA0200880	RD0361	VECTRA C / SIGNUM 2.2i /3.2i / 2.0 DTi /2.2 DTi -AC	02/03-	1300 245 / 24418341	650*414*32	A/P
020V12	RD0265	VECTRA A 1.4 SI	88-95	90264491	525*322*23	A/P
020V13	RD0266	ASTRA F 1.4 INJ. GL / GLS	91-97	1300.113	525*322	A/P
020M19	RD0237	MONTEREY 3.1 TD	91-	1300.138	500*620*32	C/B
020M21	RD0239	ASTRA F 1.7 TD (GM ENGINE)	95-97	6302011/90499342/90510645	515*350	A/P
020M26	RD0242	CORSA B 1.2i/1.4i/1.6i AC	93-	1300152/52459323	679*260*30	
020M29	RD0258	ASTRA G 1.4 i / 1.6 i / 1.8 i A/T	97-	1300.187 / 90570726	540*378	A/P
020M35	RD0247	OMEGA B 3.0i AC/ 2.0i 16v AC/ 2.5i 24v / 3.0i 24v	94-99	52463045	653*460*26	
020M37	RD0248	OMEGA B 2.5i 24v AC / 3.0i 24v AC	94-99	52463049	653*460*26	
020M56	RD0243	CAMPO 3.2 V6	93-97		420*620	
<b>RADIATEURS DE CHAUFFAGE / HEATERS / HEIZUNGEN</b>			<b>RADIATEURS DE CHAUFFAGE / HEATERS / HEIZUNGEN</b>			
220M07	HT0042	CORSA (A)	83-93	18061080-03050602	150*190	C/B
220M14	HT0044	CORSA (B) / TIGRA	93-	1618020-52463287	155*182	C/B
220M16	HT0045	OPEL VECTRA A + AC	95-	1843105 / 90399223	175*195	
<b>CONDENSEUR / CONDENSER A.C. / KONDENSATOR</b>			<b>CONDENSEUR / CONDENSER A.C. / KONDENSATOR</b>			
720M01	CD0118	ASTRA	91-	1618012	587*379	ALM/CO




REFERENZ REFERENCIA REFERENCE CODE	ZEICH. PLANO VUE N° DRAW.	FAHRZEUG-TYP APLICACION APPLICATION VOITURE CAR MODEL APPLICATION	JAH AÑO ANNÉE YEAR	ERSATZTEIL NR. N°ORIGINAL N°D'ORIGINE SUIT.ORIG.N°	ABMESSUNG DIM. PANAL DIM. FAISCEAUX CORE DIMENSIONS	TECH. TECN. TECH. TECH.
720M02	CD0119	CALIBRA / VECTRA	88-93	1850015	622*358	ALM/CO
720M03	CD0120	CALIBRA / VECTRA	93-	1850036/90508122	576*352	ALM/CO
720M04	CD0121	VECTRA B	95-	1850041-1618073	610*368	ALM/CO
720M05	CD0122	OMEGA-SENATOR 2.6I/3.0I 24V	86-94	1850016 / 90457679	640*400	ALM/CO
720M07	CD0124	OMEGA-SENATOR II 2.6 I / 3.0 I 24 V	86-94	1850018 / 90457681	640*400	ALM/CO
720M16	CD0125	CORSA 1.7 DTI	00-	9201960	550*265	A
720M23	CD0127	FRONTERA B	98-	1850031-97144202	575*308	
720M26	CD0129	TIGRA	94-	1618081-90541114	622*279	
720M28	CD0280	ASTRA G GAS ./ ZAFIRA GAS. ( WITH DRIER)	02-	1850073 / 93170608	540*380	A
720M30	CD0131	ASTRA G 1.2 /1.4/1.6/1.8/2.0	12/97-	1850055-09118897	530*382	
720M31	CD0132	ASTRA G 1.7 TD	12/97-	1850058-09119177	355*382	
720M44	CD0133	CORSA B ALL MODELS/ COMBO B	93-00	1618015-90486844	610*250	
720M47	CD0134	CORSA GASOLINE ( ALL )	01-	09201959	540*380	A
720M50	CD0136	VECTRA B 2.0 TDI	97-	1850051/61/52484484	440*320	
720M54	CD0137	VECTRA C PETROL	03-	1850076		
720M55	CD0138	VECTRA C 2.0 DTI / 2.2 DTI / SIGNUM 2.0 DTI / 2.2 DTI	02-	1850077 / 24418363	658*411	A
ELECTROVENTILATEUR / COOLING FANS / KÜHLERVENTILATOR			ELECTROVENTILATEUR / COOLING FANS / KÜHLERVENTILATOR			
EV200530	EV0147	CORSA B / COMBO B	93-00	90571974	FITS RA0200530 / RA0200531	
EV200580	EV0058	VECTRA A	89-95	1314241	FITS RA0200580 / 590 / 560 / 561 / 570 / 571	
EV200660	EV0119	CORSA B 1.2 / 1.4 / 1.6	3/93-	1341-258	FITS RA0200660	
EV200680	EV0060	VECTRA B 1.6 AC /1.8 AC	96-	1341264	FITS RA0200681	
EV200681	EV0061	VECTRA B 1.6 AC /1.8 AC ( FOR AC )	96-	1341155	FITS RA0200681	
EV20M260	EV0064	CORSA B 1.2 i AC / 1.4 i AC / 1.6 i AC	93-	1341258	FITS 020M26	
EV20M261	EV0120	CORSA B 1.2 AC/1.4i AC /1.6 i AC (FOR AC)	93-	1845-043	FITS 020M26	
EV200610	EV0059	ASTRA 1.4 AC /1.6 AC /1.8 AC	91-	1341241	FITS RA0200611	
EV200710	EV0062	CORSA C 1.4 / 1.6 AC	00-	24445158	FITS RA0200710	
EV200711	EV0063	CORSA C 1.4 / 1.6 AC ( FOR AC )	00-	24445192	FITS RA0200710	



PEUGEOT		PEUGEOT				
RA0210000	RD0898	104-M		7910030405	512*222*32	C/B
RA0210020	RD0899	205 DIESEL	83-	130938/1300.K5	610*284*32	C/P
RA0210030	RD0900	504 D		1300.19	375*522*32	C/B
RA0210031	RD0901	504 D		1300.19	375*533*40	C/B
RA0210050	RD0902	205 GL/GR	83-	1309.21/1300.A4	470*284*32	C/B
RA0210060	RD0903	404 D		1300.20	375*522*32	C/B
RA0210061	RD0904	404 D		1300.20	375*533*40	C/B
RA0210110	RD0905	205 G		1300.A3	470*284*32	C/B
RA0210120	RD0906	504 GLD,GRD,SRD/505 GRD,SRD		1301.63	600*398*32	C/B
RA0210130	RD0907	505 GL/GR/SR A/T		1300.E1	489*359*32	C/B
RA0210140	RD0908	505/604 TURBO A/T		1305.50	635*388*32	C/B
RA0210160	RD0909	404 PETROL		1301.43	325*359*32	C/B
RA0210170	RD0910	504 PETROL		1300.BO	291*473*32	C/B
RA0210180	RD0911	505 GLD		1309.45	635*388*32	C/B
RA0210190	RD0912	505 GLD A/T		1309.48	635*388*32	C/B
RA0210200	RD0913	505/604 TURBO		1309.31	635*388*32	C/B

REFERENZ REFERENCIA REFERENCE CODE	ZEICH. PLANO VUE N° DRAW.	FAHRZEUG-TYP APLICACION APPLICATION VOITURE CAR MODEL APPLICATION	JAHR AÑO ANNÉE YEAR	ERSATZTEIL NR. N°ORIGINAL N°D'ORIGINE SUIT.ORIG.N°	ABMESSUNG DIM. PANAL DIM. FAISCEAUX CORE DIMENSIONS	TECH. TECN. TECH. TECH.
RA0210210	RD0914	205 D / GTI	83-	1300.X1 / 1300.K6 / K8	610*265*32	C/B
RA0210220	RD0915	505 GL / GR / SR		1300.E1	489*359*32	C/B
RA0210230	RD0916	505 STD / GRD /SRD		1300.F5	635*388*32	C/B
RA0210240	RD0917	205 GL/GR		1300.K7	470*284*32	C/P
RA0210250	RD0918	406 1.6 / 1.8 / 1.8 16V (AC+/-) ( AT +/-)/ 2.0 16v A/T		1301.GA / FR 1301.FN / FS	637*391*23	A/P
RA0210261	RD0919	106 I 1.4 D	92-96	1301.L5 / F3 / F5 / F7	530*292*28	A/P
RA0210271	RD0920	106 II 1.5 D / CITROEN SAXO 1.5 D (+-AC)	96-	1301.VT	530*292*28	A/P
RA0210281	RD0921	106 I / II 1.5 D	92-	1301.V1/V3 - 1330.05	530*292*28	A/P
RA0210300	RD0922	206 1.0 / 1.4	98-	1330.37	380*415*25	A/P
RA0210310	RD0923	206 1.9 D	9/98-	1330.40	378*541*28	A/P
RA0210321	RD0924	307 1.6i 16V AT +/- AC / XSARA 1.6i 16 V AT +/- AC 9/00-	3/01-	1330.85	378*541*18	A/P
RA0210331	RD0925	307 2.0i 16vAC / 2.0HDI +/-AC 7 XSARA PICASSO 2.0 HDI -AC	3/01-	1330.74 / 133082	378*541*28	A/P
RA0210341	RD0926	307 2.0i/2.0 i 16v -AC / Xsara 1.6i / 1.8i / 2.0i 12/99-	3/01-	133069 / 1330.84	378*541*18	A/P
RA0210350	RD0927	407 1.8 / 2.0	04-	9645587480	380*565*18	A/P
RA0210360	RD0974	206 1.4i / 1.6i 16v +AC // 1.4HDI +/-AC // 1.9D / 2.0HDI -AC	02-	1330.G0	378*536*18	A/P



O.E.

O.E.

O.E.

O.E.

RADIATEURS DE CHAUFFAGE / HEATERS / HEIZUNGEN			RADIATEURS DE CHAUFFAGE / HEATERS / HEIZUNGEN			
RA2210320	HT0107	307 Benz.	01-	6448.K3	249*130*42	A/P
RA2210330	HT0108	307 Diesel	01-	6448.K4	249*130*33	A/P
221V02	HT0057	205 / 309	83-	6448.51	234*138	A/P
221V04	HT0058	405 / 406	92-	6448.58	234*138	A/P
221B35	HT0054	206 ALL / XSARA PICASSO 1.6 8v / 1.8 16v / 2.0HDI	98-	6448.G3	245*135	A/P


CONDENSEUR / CONDENSER A.C. / KONDENSATOR			CONDENSEUR / CONDENSER A.C. / KONDENSATOR			
721M08	CD0140	307 GASOLINE	01-	6455.AA	510*364	A
721M09	CD0141	307 DIESEL	01-	6455.AC	510*368	A
721B21	CD0139	306 /306 TURBO DIESEL		6455Q9/RO	560*350	A
721V16	CD0152	106 I	91-96	6455.P2	473*318	A
721V19	CD0153	405 / 405 II	87-/92-	6453C7/6455P6	592*355*25	A
721M20	CD0142	306 II D	97-	6455W2	565*350*25	A
721M22	CD0143	406	95-	6453V0	627*379	A
707V16	CD0037	605	89-	6453E9	583*360	A
721M28	CD0145	605		6453P7	552*351	A
721M23	CD0144	806	94-	6455Q6	690*450	A
721B21	CD0139	PARTNER	96-	6455Q9/RO	560*350	A
721V29	CD0154	106 II	96-	6455V5	540*312	A
721M31	CD0146	306 II WITH DRIER INCLUDED	97-	6455.V9	582*325*20	A
721M36	CD0147	206 1.1 / 1.4 / 1.6 / 1.8 D	98-	6455W6 / 6455W7	540*357*25	A
721M38	CD0148	406 II 2.0i 16v / HDI / 607 (ALL) / CITROEN XSARA 2.0 HDI	99-	6453.EC	520*363	A

ELECTROVENTILATEUR / COOLING FANS / KÜHLERVENTILATOR			ELECTROVENTILATEUR / COOLING FANS / KÜHLERVENTILATOR		
EV210210	EV0148	205 GTI / XAD	83-	1308.E9	FITS RA0210210
EV210310	EV0149	206 1.1 / 1.4 / 1.6 / DIESEL +/-AC	98-	1253.91	FITS RA021030 / RA0210310 / 021M47
EV21M160	EV0145	306 / ZX 1.8 D / 1.9 D / 1.9 TD +/-AC / ZX 1.6 /1.8	91-97		FITS 021E30/021E34/007V13/007M44
EV21M450	EV0126	106 II 1.0/1.1/1.4/1.6/1.5D	96-	9638357280	FITS 007M08/RA0210271/021M45/021E29

## RENAULT

RA0230020	RD0928	R5		7.700.656.045	432*287*32	C/B
-----------	--------	----	--	---------------	------------	-----

REFERENZ REFERENCIA REFERENCE CODE	ZEICH. PLANO VUE Nº DRAW.	FAHRZEUG-TYP APLICACION APPLICATION VOITURE CAR MODEL APPLICATION	JAHR AÑO ANNÉE YEAR	ERSATZTEIL NR. NºORIGINAL NºD'ORIGINE SUIT.ORIG.Nº	ABMESSUNG DIM. PANAL DIM. FAISCEAUX CORE DIMENSIONS	TECH. TECN. TECH. TECH.
RA0230021	RD0929	R5		7.700.656.045	432*283*22	C/B
RA0230030	RD0930	R4		7.600.669.799	432*287*32	C/B
RA0230031	RD0931	R4		7.600.669.799	432*283*22	C/B
RA0230060	RD0932	SUPER 5 PLASTIC TANKS		7.700.773.968	352*397*22	C/P
RA0230200	RD0933	R9/R11	-86	7.702.146.968	352*397*22	C/P
RA0230210	RD0934	SUPER 5 C.A.A.		7.701.032.542	390*397*22	C/P
RA0230221	RD0935	R21 II GTX/TXE/TXI	79-	7.700.795.175	620*377*23	A/P
RA0230231	RD0936	CLIO I 1.2/1.4/EXPRESS II/R19		7.700.786.444	428*377*23	A/P
RA0230251	RD0938	CLIO 1.1/EXPRESS II/R19		7.700.805.486	388*377*23	A/P
RA0230261	RD0939	CLIO 1.1 RL/RN		7.701.034.767	348*377*23	A/P
RA0230271	RD0940	R19 TR/GTR/TRE	88-	7.700.810.264	428*377*23	A/P
RA0230281	RD0941	R21 TL/GTL 1.4	89-	7.700.784.038	428*377*23	A/P
RA0230291	RD0942	R21 II GTS/TSE	89-	7.700.795.174	538*377*23	A/P
RA0230300	RD0943	R 21	86-	7.700.785.734	665*360*22	C/B
RA0230320	RD0944	R 21 D CAA		7.700.785.734	665*356*40	C/B
RA0230331	RD0945	CLIO 1.2 RL / RN / RT	90 -	7.701.034.768	350*377*23	A/P
RA0230401	RD0946	CLIO 1.4 RN / RT	90 -	7.701.034.770	390*377*23	A/P
RA0230431	RD0947	R19 1.8 RN / RT	92 -	7.700.816.323	570*377*23	A/P
RA0230440	RD0948	TWINGO 1.2 L	93 -	7.701.036.152	428*378*23	A/P
RA0230450	RD0949	MEGANE 1.4 AC/1.6 AC /2.0 AC/1.9 D/1.9 TD	95-	7.700.838.133	586*399*33	A/P
RA0230460	RD0950	MEGANE 1.9 D/1.9 TD AC	96-	7.700.838.129	586*399*42	A/P
RA0230480	RD0951	CLIO 1.9 D	90-	7.700.804.240	460*378*48,5	C/B
RA0230490	RD0952	EXPRESS II 1.6 D	91-	6.006.000.711 / 754	430*378*32	C/B
RA0230500	RD0953	TWINGO 1.1 L	8/96-	7.701.042.436	428*377*23	A/P
RA0230510	RD0954	ESPACE III 2.2 TD	12/96-	6.025.306.734	425*757*28	A/P
RA0230520	RD0955	ESPACE IV 2.0	5/97-	6.025.313.331	650*457*32	A/P
RA0230530	RD0956	ESPACE IV 2.0 AC	5/97-	6.025.313.324	650*457*32	A/P
RA0230540	RD0957	MEGANE 1.4 / 1.6 /1.8 / 2.0	98-	7.700.429.469	585*390*28	A/P
RA0230550	RD0958	MEGANE 1.6 9/95- / CLIO II 1.6 / 1.9dTi 98- / KANGOO 1.4 97-	9/95-	7.700.838.134 / 7.700.836.301	428*377*23	A/P
RA0230560	RD0959	CLIO 1.2	97-	7.700.430.647	350*377*23	A/P
RA0230570	RD0960	KANGOO 1.9 D	10/97-	7.700.304.932	478*424*33	A/P
RA0230580	RD0961	CLIO II 1.9 DIESEL	98-	7.700.417.175	478*389*33	A/P
RA0230590	RD0962	CLIO II 1.9D AC	98-10/99	7.700.836.304	480*389*42	A/P
RA0230600	RD0963	MEGANE 1.4 / 1.6 / 1.9 TD / 2.0 AC	98-	7.700.425.842	585*390*23	A/P
RA0230610	RD0964	KANGOO 1.9 D AC	10/97-	7.700.301.171	478*425*42	A/P
RA0230620	RD0965	MEGANE 1.6 / 2.0 / MEGANE SCENIC 1.4 / 1.6 / 2.0	11/95-	7.700.838.135	570*377*23	A/P
RA0230630	RD0966	CLIO / KANGOO 1.2 i	2/99-	7.700.314.382	428*377*23	A/P
RA0230640	RD0967	CLIO II 1.9D AC / 1.4i AC	10/99-	7.700.836.304	480*389*42	A/P
RA0230650	RD0968	CLIO II 1.9 D/dTi	10/99-	7.700.428.658 / 7.700.428.082	475*415*32	A/P
RA0230660	RD0969	CLIO II / KANGOO 1.2i AC	10/00-	7.700.430.784	475*415*32	A/P
RA0230680	RD1000	LAGUNA II 1.6i/1.8i/2.0i 16v/1.9 Dci AC +/- AT	01-	8.200.008.764	670*415*23	A/P
RA0230690	RD1002	LAGUNA II 1.9 Dci 8v /2.0 / 2.2 Dci 16v AC +/- AT	01-	8.200.008.765	670*414*32	A/P



O.E.

## RADIATEURS DE CHAUFFAGE / HEATERS / HEIZUNGEN

## RADIATEURS DE CHAUFFAGE / HEATERS / HEIZUNGEN

RA2230000	HT0109	ESPACE II	92-	6.025.170.679	253*230*50	A/P
RA2230050	HT0110	R 5 SUPER / R9 / R 11		7.701.027.040	205*141*32	C/B

O.E.

REFERENZ REFERENCIA REFERENCE CODE	ZEICH. PLANO VUE N° DRAW.	FAHRZEUG-TYP APLICACION APPLICATION VOITURE CAR MODEL APPLICATION	JAHR AÑO ANNÉE YEAR	ERSATZTEIL NR. N°ORIGINAL N°D'ORIGINE SUIT.ORIG.N°	ABMESSUNG DIM. PANAL DIM. FAISCEAUX CORE DIMENSIONS	TECH. TECN. TECH. TECH.
RA2230060	HT0111	R 5 SUPER / R9 / R 11		DISMOUNTABLE PIPES	7.701.027.078	C/B
RA2230512	HT0112	ESPACE III ( LEFT AND RIGHT )	12/96-	6025370901/00	210*157*42	A/P
RA2230520	HT0113	CLIO	98 -	7.701.045.552	235*158*42	A/P
223V10	HT0068	CLIO 90-96 / KANGOO 1.6 99- / MEGANE 95-99 / R19 88-92	90-96	7.701.033.457 / 7.701.204.680	234*156	A/P
223M59	HT0062	TWINGO DELPHI/HARRISON ASSEMBLAGE	93-	7701036909	204*162	C/B
REFROIDISSEUR D'HUILE / OIL COOLER / ÖLKÜLER						
RA4230510	OC0015	ESPACE III 2.2 TD	12/96-	6.025.310.186	530*88*49	A
CONDENSEUR / CONDENSER A.C. / KONDENSATOR						
RA7230510	CD0271	ESPACE III 2.2 TD	12/96-	6.025.306.732	626*336*22	A
RA7230530	CD0272	ESPACE IV 2.0		6.025.313.325	631*684	A
723M32	CD0157	LAGUNA II 1.6 16v / 1.8 16v / 1.9 DCI / 2.0 16v / 2.2 DCI / 3.0 V6 24v	01-	8.200.008.763	650*390	A
723M38	CD0158	MEGANE SÉNIC	99-	7.700.434.383	540*383	ALM/CO
723B49	CD0155	LAGUNA	94-	7.701.038.277	596*429	ALM/CO
723M50	CD0159	RENAULT TWINGO	93-	7.700.825.961	370*375	ALM/CO
723M57	CD0160	MEGANE	11/95-	7.700.838.131	520*388	ALM/CO
723M64	CD0161	MEGANE	5/98-	7.700.425.843	510*375*25	ALM/CO
723M65	CD0162	CLIO II 1.2 / 1.4 / 1.6 / 1.9	98-	7.700.414.103	500*380	ALM/CO
723M70	CD0164	LAGUNA 2.2 TD /ESPACE III 2.2TD	96-	7.701.204.731	540*388	A
723M71	CD0165	KANGOO 1.2i / 1.4i / 1.9D	97-	7.700.301.253	510*375	ALM/CO
723M72	CD0166	CLIO II (00-) / KANGOO ( 98-)	98-	7.700.424.083	520*380	A
723M73	CD0167	LAGUNA II 1.6i/1.8i/2.0i 16v/1.9dti	98-	7.701.045.346	595*362	A
REFROIDISSEURS D'AIR / INTERCOOLERS / LADELUFTKÜHLER						
RA8230510	IT0140	ESPACE III 2.2 TD		6.025.311.457		A
ELECTROVENTILATEUR / COOLING FANS / KÜHLERVENTILATOR						
EV230230	EV0129	CLIO 1.2i /1.4i /1.4 RN /RT	90-		FITS RA0230230 / 250 / 400	
EV230330	EV0130	CLIO 1.2 /1.4 RN / RL / RT	90-		FITS RA0230330 / 250 / 260	
EV230450	EV0131	MEGANE SCENIC 1.4 /1.6/1.8 +AC	95-	7.701.042.683	FITS RA0230450	
EV230480	EV0132	CLIO 1.9 D	90-	7.700.784.652	FITS RA0230480	
SAAB						
RA0240000	RD0970	900 TURBO	79-85	75 41 063	590*322*32	C/B
RA0240010	RD0971	900 GL/TURBO	79-85	7549298	590*322*32	C/B
RA0240020	RD0972	900 TURBO MK II	85-93	7549280	590*322*32	C/B
RA0240080	RD0978	99	77-88	9302662	530*328*32	C/B
RA0240100	RD0979	9000 II 2.3 TURBO 16v A/T	95	7599194 / 4360327	500*399*28	A/P
RA0240110	RD1091	9000 2,0 TURBO - 2,3 TURBO	85 -	9382649	500*399*28	A/P
RA0240120	RD1092	9000	85 -	9382631	418*399*28	A/P
RA0240130	RD1093	9000 TURBO CAA A/T	85 -	7550098	550*399*28	A/P
RA0240140	RD1094	9000 TURBO CAA	85 -	9382656	550*399*28	A/P
RA0240150	RD1001	9.3 2,0 16v TURBO / 2.2 TD AC // 900 II 2.5i 24v AC	93-98	4357927 / 4729588	500*341*42	A/P
RA0240160	RD1095	9.3 2,0 16v TURBO / 2.3i AC AT // 900 II 2.0 TURBO / 2.5i 24v AC AT	998-	4257794 /4729596	500*341*42	A/P
RA0240170	RD1008	9.3 2.0i 16V AC / 2.2 TD // 900 2.0 TURBO 16v +/-AC / 2.0i 16v AC / 2.3i	93-	4288495 / 4729562 / 4288339	500*341*28	A/P
RA0240180	RD1009	9.3 2.0 16v / 2.2 TD AC A/T // 900 II 2.5i 24v AC A/T	98-	4283495 / 4729570	500*341*28	A/P
RA0200880	RD0361	9.3 1.8 T / 2.0 T 16v	09/02-	24418341	650*414*32	A/P
RADIATEURS DE CHAUFFAGE / HEATERS / HEIZUNGEN						



O.E.


O.E.

O.E.

O.E.

O.E.

REFERENZ REFERENCIA REFERENCE CODE	ZEICH. PLANO VUE N° DRAW.	FAHRZEUG-TYP APLICACION APPLICATION VOITURE CAR MODEL APPLICATION	JAH AÑO ANNÉE YEAR	ERSATZTEIL NR. N°ORIGINAL N°D'ORIGINE SUIT.ORIG.N°	ABMESSUNG DIM. PANAL DIM. FAISCEAUX CORE DIMENSIONS	TECH. TECN. TECH. TECH.
RA2240100	HT0114	9000	86-91	7496441	280*158*42	A/P



O.E.

CONDENSEUR / CONDENSER A.C. / KONDENSATOR			CONDENSEUR / CONDENSER A.C. / KONDENSATOR		
724M08	CD0171	SAAB 9000	85-90	962 9403	ALM/CO
724M07	CD0170	SAAB 9000	91-96	438 2404	ALM/CO

## SEAT

CONDENSEUR / CONDENSER A.C. / KONDENSATOR			CONDENSEUR / CONDENSER A.C. / KONDENSATOR			
RA0250000	RD0980	IBIZA/MALAGA 1.2/1.5 GL/GLX		SE021117002A	600*299*32	C/B
RA0250010	RD0981	IBIZA JUNIOR		XO39598150	344*299*32	C/B
RA0250020	RD0982	IBIZA/MALAGA DIESEL		XO39456860	600*303*32	C/B
RA0250030	RD0983	PANDA / MARBELLA	80- / 86-	SE141 117 00A	306*360*32	C/B
RA0250040	RD0984	IBIZA II/CORDOBA 1.4/1.6 AC+1.9SDI/1.9TDI AC 7/96- + INCA1.9SDI 11/12/93-		6KO 121 253 L	628*377*23	A/P
RA0250051	RD0985	IBIZA II / CORDOBA 1.8 / 2.0 / 1.9 D/TD		6KO.121.253 M	626*365*28	A/P
RA0250060	RD0986	IBIZA III / CORDOBA 1.0/1.4/1.6/1.8/1.9 TD	99-	6KO 121 253 AG/AM	644*377*23	A/P
RA0250070	RD0987	INCA 1.0/1.4/1.6/1.9SDi +/- AC	99-	6KO 121 253 AS	628*377*23	A/P
RA0250080	RD0869	IBIZA IV 1.2 12v/1.4 16v/1.9 SDI AC / 1.4 TDI	03/02-	6QO 121 253 Q / M / R	632*414*23	A/P
RA0250090	RD0851	IBIZA IV 1.2 12v/1.4 16v/1.9 SDI	03/02-	6QO 121 253 J	430*414*23	A/P
RA0250110	RD1106	IBIZA IV 1.9 TDI 100cv / 1.9 TDI 130cv / CUPRA R ( 3/04-)	03/02-	6QO 121 253 AD / 6LL 121 253	632*408*28	A/P
025M19	RD0346	IBIZA II / CORDOBA I/II 1.6/1.9/2.0/1.9D/1.9TDI	93-	6K0.121.253T/AC	628*322*32	A/P

CONDENSEUR / CONDENSER A.C. / KONDENSATOR			CONDENSEUR / CONDENSER A.C. / KONDENSATOR			
725B08	CD0172	SEAT TOLEDO	91-	1L0820411/413	600*328	ALM/CO
725M11	CD0173	SEAT CORDOBA / IBIZA II / INCA	93-/95-	6KO820413A	550*350	ALM/CO
712M05	CD0044	ALHAMBRA	10/95-	526-95NW19710AE	544*365	ALM/CO
725M17	CD0174	TOLEDO		1L0820411D	600*328	ALM/CO
725M18	CD0175	IBIZA III	96-	6KO820412D	540*350*25	ALM/CO
712M22	CD0051	ALHAMBRA	00-	7 M3.820.411/A	516*360*16	A
730M39	CD0191	AROSA DIESEL	99-	6X0.820.411/413	335*365	A
730M49	CD0192	AROSA PETROL	99-	6X0.820.411 A / 413 A	335*365	A
738M02	CD0200	IBIZA 1.2/1.4/1.4 TDI / 1.9 SDI / 2.0	02-	6Q0.820.411 B/G/E	470*360	A

REFROIDISSEURS D'AIR / INTERCOOLERS / LADELUFTKUEHLER			REFROIDISSEURS D'AIR / INTERCOOLERS / LADELUFTKUEHLER			
RA8250100	IT0146	IBIZA CUPRA 1.8T / 1.9 TDI				A

## SUBARU

CONDENSEUR / CONDENSER A.C. / KONDENSATOR			CONDENSEUR / CONDENSER A.C. / KONDENSATOR			
RA0260030	RD0989	1.3 / 1.8	80-84	745111050/60	580*334*32	C/B
RA0260040	RD0990	1.3 / 1.8 A/T	80-84	745111041	580*334*32	C/B
RA0260051	RD0991	85	85-	45111.GA.720	645*318*18	A/P
RA0260061	RD0992	85 A/T	85-	45111.GA.631	645*318*18	A/P
026M02	RD0364	IMPREZA 1.6/1.8	93-	45199-FA040	340*695	A/P

CONDENSEUR / CONDENSER A.C. / KONDENSATOR			CONDENSEUR / CONDENSER A.C. / KONDENSATOR			
726M02	CD0176	IMPREZA I	96-	73020-G151	680*300	

## TOYOTA

RA0280000	RD0993	KE - 36		16400-24121	300*452*32	C/B
RA0280060	RD0994	HI-ACE 2.0 G / 2.0 D	95-	16400-5B320	525*625*32	C/B
RA0280070	RD0995	YARIS 1.0i 16v	99-	16400-0J010 / 16400-23080	350*488*18	A/P
RA0280080	RD0996	YARIS 1.0i 16v AT	99-	16400-0J020 / 16400-23090	350*488*18	A/P
RA0280090	RD0997	COROLLA 1.4i 16v / 1.6i 16v VVTi // 1.8i 16V VVTli +/-AC	10/01-	16400-0D200A / 210A	599*353*18	A/P


O.E.

O.E.

O.E.




REFERENZ REFERENCIA REFERENCE CODE	ZEICH. PLANO VUE N° DRAW.	FAHRZEUG-TYP APLICACION APPLICATION VOITURE CAR MODEL APPLICATION	JAHR AÑO ANNÉE YEAR	ERSATZTEIL NR. N°ORIGINAL N°D'ORIGINE SUIT.ORIG.N°	ABMESSUNG DIM. PANAL DIM. FAISCEAUX CORE DIMENSIONS	TECH. TECN. TECH. TECH.
RA0280100	RD0998	COROLLA 1.4i 16v /1.6i 16v VVTi +/- AC AT	10/01-	16400-0D220A	599*353*18	A/P
028N09	RD0375	CARINA II 1.8 D	87-92	16400-74060	327*667*15	C/P
028N11	RD0377	COROLLA AE 92 / EE90 1300	87-92	16400-11170	325*587*17	C/P
028N12	RD0378	COROLLA 1.3/1.5/1.6 AE90/EE90	87-92	16400-11190/360	327*667*15	C/P
028N13	RD0379	COROLLA 1.8 DIESEL	84-88	16400-64430	327*667*30	C/P
028N15	RD0381	CAMRY SV 20-SV21 XL/XLI/GLI	86-91	16400-74120	327*667*15	C/P
028N19	RD0384	STARLET 1.3 / 1.5 /TURBO	90-	16400-11360	325*665	A/P
028N21	RD0386	COROLLA AE / EE 101	92-97	16400-15520/15450	350*665*16	C/P
028N22	RD0387	COROLLA CE 100 2.0D	92-97	16400-64630/64650	350*723*30	C/P
028N23	RD0388	CARINA E 1.6	92-98	16400-16470	324*657*15	C/P
028N24	RD0389	CARINA E 2.0	92-98	16400-74820	324*657*15	C/P
028N27	RD0392	RAV 4	94-	16400-7A110	350*722	C/P
028N30	RD0393	HILUX 2.5 D LN 85/90/105/108/110	88-	16400-54610/54630	450*523*45	C/P
028N34	RD0396	HIACE 2.5 D	90-95	16400-54750	489*406*30	C/P
028N39	RD0401	CAMRY SVX 10 XLI/GLI	91-96	16400/03050/74750	425*718*15	C/P
028N40	RD0402	CAMRY 3.0i	91-96	16400-62090/07030	425*718*32	A/P
028N42	RD0404	COROLLA 1.6/1.8	98-		349*629*15	C/P
028N43	RD0405	CELICA ST 202 / 205	93-	16400-7A060/7A080	350*638*27	C/P
028N48	RD0409	PASEO EL 40 +/-AC	96-	16400-11590 /600/610/630	325*640	A/P
028N49	RD0410	AVENSIS 1.6 / 1.8	97-	16400-02270 / 16400-02310	325*660*16	C/P
028N51	RD0412	CAMRY SXV 20	96-	16400-03140	406*738*15	C/P
028N55	RD0416	DINA BU 102/112	94-	16400-58420	470*527*45	C/P
028M56	RD0365	YARIS 1.3 /1.5 AC	99-	16400-21060	350*488	A/P
028M60	RD0366	RAV 4 A/T	94-97	16400-7A121 / 7A 122	350*722	A/P
<b>CONDENSEUR / CONDENSER A.C. / KONDENSATOR</b>			<b>CONDENSEUR / CONDENSER A.C. / KONDENSATOR</b>			
728N11	CD0179	COROLLA E90	88-92	88460-12092/12370	647*288	A
728N22	CD0181	COROLLA	94-97	88460-12460	628*304	A
728N23	CD0182	CARINA E T 190	5/94-	88460-20370/20380	690*345	A
728N39	CD0183	CAMRY	91-94	88460-33010	662*432	A
728N47	CD0184	COROLLA EE 100	92-93	88460-12410	692*342	A
728N49	CD0185	AVENSIS	98-	88450-05010	570*310	A
728M56	CD0177	YARIS	99-	88460-52020	500*300*16	A
728M57	CD0178	COROLLA	01-	88460-02110/02150	607*370	
<b>REFROIDISSEURS D'AIR / INTERCOOLERS / LADELÜFTKÜHLER</b>			<b>REFROIDISSEURS D'AIR / INTERCOOLERS / LADELÜFTKÜHLER</b>			
RA8280110	IT0165	AVENSIS 2.2 D-4D / COROLLA VERSO 2.2 D-4D	03/05-	17940-0R010	625*418*25	A
RA8280120	IT0166	YARIS 1.4 D-4D	12/05-	17900-0N010	250*190*64	A/P
<b>ELECTROVENTILATEUR / COOLING FANS / KÜHLERVENTILATOR</b>			<b>ELECTROVENTILATEUR / COOLING FANS / KÜHLERVENTILATOR</b>			
EV28N110	EV0066	COROLLA AE 92 / EE90 1300	87-92	16711-15240	FITS 028N11	
EV28N210	EV0067	COROLLA AE 92 / EE90 1300	87-92	16711-15270	FITS 028N21	
EV28N230	EV0068	CORONA 1.8 /1.8 D / 2.0 / CARINA E 1.6	92-96	16711-74430	FITS 028N23 / 24	
EV28N231	EV0069	CORONA 1.8 /1.8 D / 2.0 / CARINA E 1.6 ( FOR AC )	92-96	88454-20020	FITS 028N23 / 24	
EV28N540	EV0070	YARIS 1.0i 16v	99-		FITS 028N54	


**VOLKSWAGEN VOLKSWAGEN**

RA0300041	RD0999	JETTA GL/GOLF T.D.		191.121.251 F	669*303*32	C/B
-----------	--------	--------------------	--	---------------	------------	-----

REFERENZ REFERENCIA REFERENCE CODE	ZEICH. PLANO VUE N° DRAW.	FAHRZEUG-TYP APLICACION APPLICATION VOITURE CAR MODEL APPLICATION	JAHR AÑO ANNÉE YEAR	ERSATZTEIL NR. N°ORIGINAL N°D'ORIGINE SUIT.ORIG.N°	ABMESSUNG DIM. PANAL DIM. FAISCEAUX CORE DIMENSIONS	TECH. TECN. TECH. TECH.
RA0300111	RD1096	POLO 1300 GT	83-	321.121.245 T	525*322*23	A/P
RA0300151	RD1097	PASSAT II 1800 16v	91-	353.121.253 E	630*322*23	A/P
RA0300161	RD1098	PASSAT II 1600 DIESEL	87-	321.121.251 AJ / AL	700*322*23	A/P
RA0300171	RD1099	POLO III 1300	90-94	867.121.253 K/L/M	430*322*23	A/P
RA0300271	RD1100	POLO DIESEL	86-90	867.121.253 G	525*322*23	A/P
RA0300281	RD1101	POLO II	91-	867.121.251 B	525*322*23	A/P
RA0300291	RD1102	GOLF DIESEL		171.121.253 BM	525*322*23	A/P
RA0300301	RD1103	VW PASSAT III	88-93	353.121.253 G/V	719*293*23	A/P
RA0300330	RD1011	POLO 1000/GOLF II 1300	83-91	171.121.253CF/CJ	430*322*23	A/P
RA0300340	RD1012	GOLF 1.6/JETTA 1.6/1.8	83-91	191.121.253D/K	430*322*23	A/P
RA0300350	RD1013	GOLF 1.6/1.6D/1.8/JETTA 1.6/1.6D/1.8/1.8D	83-91	321.121.253 AA/K	525*322*23	A/P
RA0300360	RD1014	GOLF III 1.6 / VENTO 1.6	92-	6NO.121.253J	525*322*23	A/P
RA0300370	RD1015	GOLF III 1.8/1.9 TDI / VENTO 1.8/1.9 TDI	92-	1HO.121.253S	525*322*23	A/P
RA0300380	RD1016	GOLF III 1.4 / VENTO 1.4	92-	6NO121253A	429*322*23	A/P
RA0300390	RD1017	POLO 1000	83-91	867.121.253D/E	380*322*23	A/P
RA0300400	RD1018	POLO IV 1.0 / 1.3 / 1.4 16V / 1.6 + LUPO 1.0 / 1.4 1/99-	10/94-	6NO 121 253 K	430*377*23	A/P
RA0300411	RD1019	GOLF III / VENTO 1.9 D/TD/TDI	92-	1HO.121.253 BC	626*365*28	A/P
RA0300420	RD1020	GOLF IV 1.4/1.6 / BORA 1.6	97-	1JO.121.253 G/K	430*391*23	A/P
RA0300431	RD1021	PASSAT 1.6/1.8/2.0/1.6TD	93-	3HO.121.253	525*365*28	A/P
RA0300441	RD1022	PASSAT 1.9D / 1.9TD	91-	1HO.121.253 AE	626*366*28	A/P
RA0300451	RD1023	GOLF III / VENTO 1.6/1.8/2.0/1.9 TDI	91-	1HO.121.253 BA	626*366*28	A/P
030B34	RD0417	TRANSPORTER II DIESEL	92-00	701.121.253 D	722*377	A/P
030B35	RD0418	GOLF II - JETTA 1.6 D AC / 1.6 TD AC	83-91	191.121.253 A/G	673*305	A/P
030M46	RD0426	GOLF II - JETTA 1.6 AC / 1.8 AC / 1.6 D / 1.6 GTD	83-91	191.121.253 B/C/F/J	675*320	A/P
<b>RADIATEURS DE CHAUFFAGE / HEATERS / HEIZUNGEN</b>			<b>RADIATEURS DE CHAUFFAGE / HEATERS / HEIZUNGEN</b>			
230V03	HT0076	GOLF / JETTA / PASSAT / POLO	83-	191.819.031	234*156	A/P
<b>REFROIDISSEUR D'HUILE / OIL COOLER / ÖLKÜLER</b>			<b>REFROIDISSEUR D'HUILE / OIL COOLER / ÖLKÜLER</b>			
430M31	OC0014	GOLF / JETTA / PASSAT / POLO / VENTO	83-	068.117.021 B	95*87	A
<b>CONDENSEUR / CONDENSER A.C. / KONDENSATOR</b>			<b>CONDENSEUR / CONDENSER A.C. / KONDENSATOR</b>			
725M11	CD0173	CADDY II	95-	6K0820413A	550*350	ALM/CO
730M18	CD0188	POLO III	95-99	6N0.820.413 A/B	355*350	A
730M28	CD0189	GOLF II / JETTA II	91-	191820411E/413E	600*378	ALM/CO
730M30	CD0190	GOLF III / VENTO	93-	1HO820413	560*334	ALM/CO
730M39	CD0191	LUPO DIESEL / POLO III DIESEL	99-	6X0.820.411/413	335*365	A
730M49	CD0192	LUPO PETROL / POLO III PETROL	99-	6X0.820.411 A / 413 A	335*365	A
725M11	CD0173	POLO IV CLASSIC	95-	6K0820413A	550*350	ALM/CO
730M50	CD0193	BEETLE 1.8 T / 1.9TDI / 2.0	98-	1C0820411/1C0820413 /A	550*360	A
712M05	CD0044	SHARAN	10/95-	7 MO 820 413 A	544*365	ALM/CO
712M22	CD0051	SHARAN	00-	7 M3.820.411/A	516*360*16	A
738M02	CD0200	POLO IV 1.2 / 1.4 / 1.6 / 1.9	01-	6Q0.820.411 B/G/E	470*360	
<b>ELECTROVENTILATEUR / COOLING FANS / KÜHLERVENTILATOR</b>			<b>ELECTROVENTILATEUR / COOLING FANS / KÜHLERVENTILATOR</b>			
EV300420	EV0127	GOLF 1.4 / 1.6 -AC	97-02	1JO.121.207 B41	FITS RA0300420	
EV300430	EV0128	GOLF 1.4 / 1.6 +AC	97-02	1JO.121.207 B41	FITS RA0300430	



**VOLVO** VOLVO

REFERENZ REFERENCIA REFERENCE CODE	ZEICH. PLANO VUE N° DRAW.	FAHRZEUG-TYP APLICACION APPLICATION VOITURE CAR MODEL APPLICATION	JAH AÑO ANNÉE YEAR	ERSATZTEIL NR. N°ORIGINAL N°D'ORIGINE SUIT.ORIG.N°	ABMESSUNG DIM. PANAL DIM. FAISCEAUX CORE DIMENSIONS	TECH. TECN. TECH. TECH.	
RA1310000	RD1088	N-10		154 2816	850*676*69	C/B	
RA1310010	RD1089	N-7		154 2727	700*676*69	C/B	
RA0310040	RD1024	760 GLE		126 9635	590*419*32	C/B	
RA0310050	RD1025	244 GLD 6	78-	1257352	590*419*32	C/B	
RA0310070	RD1026	740		125 7759	590*419*32	C/B	
RA1310080	RD1090	N10/N12 (ENGINE TD 101)		1161250	850*650*56	C/B	
RA0310140	RD1027	440 GL / 480 STD		410658 / 446869 / 454075	367*371*32	C/P	
RA0310150	RD1028	440 / 460 / 480 TURBO		435289 / 446966 / 454074	534*371*32	C/P	
RA0310160	RD1029	240 / 740		1346839	450*419*32	C/B	
RA0310170	RD1030	240 D A/T		1257353	590*419*32	C/B	
RA0310210	RD1031	240 / 740 ( AC +/-)		1346 016	450*418*33	A/P	
RA0310220	RD1032	240 / 740 ( AC +/-) A/T		1346 015	450*418*33	A/P	
RA0310230	RD1033	345 DLS / GLS	84 -	244017	550*335*32	C/B	
RA0310240	RD1034	343 GLT-343 DLS-360 GLT B19	79 -	294996	550*340*32	C/B	
RA0310250	RD1035	343 - 345 DLS / GLS	87 -	201032	550*340*22	C/B	
RA0310260	RD1036	960 (AC+/-)	90 -	8603852 / 3547145	590*494*33	A/P	
RA0310270	RD1037	960 (AC+/-) A/T ( 1/2" UNF )	90 -	3547146	590*494*33	A/P	
RA0310280	RD1038	740 (AC+/-)	92 -	8603854 / 3547154	590*418*33	A/P	
RA0310290	RD1039	740 (AC+/-) A/T	92 -	8603855 / 3547155	590*418*33	A/P	
RA0310360	RD1040	850	92 -	8603822 / 1335429	590*389*33	A/P	
RA0310370	RD1041	850 A/T	92 -	8603823 / 1335430	590*389*33	A/P	
RA0310410	RD1042	340 / 360 1.7 GL	85 -	9031079 / 211982	550*341*22	C/B	
RA0310420	RD1043	740 / 760 2.4 D (+-AC )	82-85	1328375 / 1257761	590*419*32	C/B	
RA0310430	RD1044	740 / 760 2.4 D (+-AC ) A/T	84-85	1328376 / 1257762	590*415*32	C/B	
RA0310460	RD1045	960 (AC+/-) A/T ( 5/8" UNF )	9/90-95	8603739	590*494*33	A/P	
RA0310461	RD1046	960 TURBO AC A/T ( M16 x 1,50)	91-98	8603853	590*494*33	A/P	
RA0310470	RD1047	850 TURBO	94-	8601000	590*389*42	A/P	
RA0310480	RD1048	850 TURBO A/T	94-	8601001 / 8601356 / 6842768	590*389*42	A/P	
RA0310491	RD1049	S40 / V40 1.9 TD +/-AC 6/95- / CARISMA DA 1.9 TD 96-	95-	8602107 / MB 925662	400*650*28	A/P	
RA0310501	RD1050	S40 / V40 1.6i / 1.8i / 2.0i	95-	8602065	400*650*18	A/P	
RA0310510	RD1051	940 TURBO	90-	3514449 / 3514973	590*494*33	A/P	
RA0310520	RD1052	960 A/T +/-AC ( 5/8" UNF and 1/2 " UNF )	90-	8603739 / 1397561	590*494*33	A/P	
<b>CONDENSEUR / CONDENSER A.C. / KONDENSATOR</b>			<b>CONDENSEUR / CONDENSER A.C. / KONDENSATOR</b>				
731M01	CD0194	740 (83-89) / 760 (82-87)		136 2149	585*428	ALM/CO	
731M02	CD0195	SERIE S40 / V40 1.6 16v / 1.8 16v / 2.0 16v / 1.9 TD	95-	30871579	597*330		
731M03	CD0196	740 (90-91) / 760 (88-90) / 940 / 960 (91-)		138 8737	550*440	ALM/CO	
<b>AIXAM</b>		<b>AIXAM</b>					
RA0350040	RD1053	540			280*340*22	C/B	
<b>LANCIA</b>		<b>LANCIA</b>					
RA0360010	RD1054	Y 1.2 / 1.4 AC	96-	7785122	270*757*18	A/P	O.E.
RA0360050	RD1055	Y 1.2i 16v LS / LX AC	5/97-10/97	46472572	270*757*18	A/P	O.E.
RA0360060	RD1056	Y 1.1 ELEFANTINO / 1.2i LE/LS AC	5/97-	46517926	577*322*23	A/P	O.E.
RA0360090	RD1057	Y REST. 1.2 8V / 16V	00-	46763322	577*322*23	A/P	O.E.

REFERENZ REFERENCIA REFERENCE CODE	ZEICH. PLANO VUE N° DRAW.	FAHRZEUG-TYP APLICACION APPLICATION VOITURE CAR MODEL APPLICATION	JAHR AÑO ANNÉE YEAR	ERSATZTEIL NR. N°ORIGINAL N°D'ORIGINE SUIT.ORIG.N°	ABMESSUNG DIM. PANAL DIM. FAISCEAUX CORE DIMENSIONS	TECH. TECN. TECH. TECH.	
RA0360100	RD1058	Y REST. 1.2 8V / 16V AC	00-	46763325	630*322*23	A/P	O.E.
RA0360110	RD1059	Y 1.3 MULTIJET	03-	46834067	580*313*38	A/P	O.E.
RA0360120	RD1060	Y 1.2 AC FIRE	08/03-	51706057	580*316*18	A/P	O.E.
RA0360140	RD1062	Y 1.4 16v AC / IDEA 1.4 16v AC	12/03-	51706942	580*306*28	A/P	O.E.
RADIATEURS DE CHAUFFAGE / HEATERS / HEIZUNGEN			RADIATEURS DE CHAUFFAGE / HEATERS / HEIZUNGEN				
RA2360080	HT0115	LYBRA ( ALL MODELS )	9/99-	46722837	240*156*33	A	O.E.
CONDENSEUR / CONDENSER A.C. / KONDENSATOR			CONDENSEUR / CONDENSER A.C. / KONDENSATOR				
RA7360010	CD0273	Y 1.2 / 1.4	96-	46452494	668*253*22	A	O.E.
RA7360020	CD0274	KAPPA 2.0 16 V TURBO	10/94-	7799352	446*399*22	A	O.E.
RA7360030	CD0275	KAPPA 2.0 ie / 2.4 ie	10/94-	82483933	486*399*22	A	O.E.
RA7360040	CD0276	KAPPA TURBO DIESEL	10/94-	7789218	526*366*22	A	O.E.
RA7360050	CD0277	Y 1.1 AUT. - Y 1242 16v 6 SPEED	5/97-/9/97	46472575	664*253*22	A	O.E.
RA7360060	CD0278	Y 1108 / PUNTO1108/1242 8 /16 v	10/97-	46479313	520*280*35	A	O.E.
RA7360070	CD0279	Y 1.2 16v + Elefantino Rosso	10/97-/11/98	46558107	520*280*34	A	O.E.
721M23	CD0144	ZETA	94-	1474080080	690*450	ALM/CO	
REFROIDISSEURS D'AIR / INTERCOOLERS / LADELUFTKUEHLER			REFROIDISSEURS D'AIR / INTERCOOLERS / LADELUFTKUEHLER				
RA8110990	IT0136	Y 1.3 MULTIJET 70 CV	03-	46836770	193*207*64	A/P	O.E.
ELECTROVENTILATEUR / COOLING FANS / KUEHLERVENTILATOR			ELECTROVENTILATEUR / COOLING FANS / KUEHLERVENTILATOR				
EV815600	EV0078	Y 1.1 AC Elefantino Blu	05/97-	46479331			O.E.
EV835100	EV0095	Y F.L. 2000 1.2 8v LS AC / 16v LS/LX Elef. Rosso AC	11/00-	46763326			O.E.
EV835300	EV0096	Y F.L. 2000 1.2 8v / 16v Elefantino Blu	11/00-	46763323			O.E.
YUGO							
RA0370000	RD1063	45		Z 3050	306*381*40	C/B	
RA0370001	RD1064	45		Z 3050	306*383*32	C/B	
SKODA							
RA0380000	RD1065	FAVORIT 135 / 136 L / LS	89 -	443.511.144.102	488*284*32	C/B	
RA0250080	RD0869	FABIA 1.4 16v	12/99-	6QO 121 253 Q	632*414*23	A/P	
RA0250090	RD0851	FABIA 1.4 / 1.9SDI	12/99-	6QO 121 253 J / M / R	430*414*23	A/P	
CONDENSEUR / CONDENSER A.C. / KONDENSATOR			CONDENSEUR / CONDENSER A.C. / KONDENSATOR				
738M02	CD0200	FABIA 1.0 / 1.2 / 1.4 / 1.9 TDI/SDI / 2.0	99-	6QO.820.411 B/G/E	470*360	A	
LIGIER							
RA0390010	RD1066	JS 16 ALL	- 7/99	11.8.301	270*303*22	C/B	O.E.
RA0390011	RD1067	JS 16 ALL	- 7/99	11.8.353	270*303*22	C/B	O.E.
RA0390020	RD1068	JS 18	7/99 -	11.8.326	380*322*23	A/P	O.E.
RA0390041	RD1069	JS 18	01-	11.8.409	380*322*23	A/P	O.E.
SUZUKI							
RA0420021	RD1070	BALENO	96-	17700-60G01	350*525*18	A/P	
RA0420031	RD1071	BALENO A/T	96-	17700-60G11	350*525*18	A/P	
042E01	RD0445	VITARA 1.6i 8v /16v JLX	88-97	17700-60A00	375*490	A/P	
042M06	RD0453	SWIFT 1.3 GL /GX	89-94	17700-83820	330*325	A/P	



REFERENZ REFERENCIA REFERENCE CODE	ZEICH. PLANO VUE N° DRAW.	FAHRZEUG-TYP APLICACION APPLICATION VOITURE CAR MODEL APPLICATION	JAH AÑO ANNÉE YEAR	ERSATZTEIL NR. N°ORIGINAL N°D'ORIGINE SUIT.ORIG.N°	ABMESSUNG DIM. PANAL DIM. FAISCEAUX CORE DIMENSIONS	TECH. TECN. TECH. TECH.
042M12	RD0456	SWIFT SF 416 16v	89-	17700-71C00	349*342*30	C/P



**WARTBURG WARTBURG**

RA0440000	RD1072	353 ( VW MOTOR )		443.511.140.102	488*284*32	C/B
-----------	--------	------------------	--	-----------------	------------	-----

**MASERATI MASERATI**

REFROIDISSEURS D'AIR / INTERCOOLERS / LADELUFTKUEHLER			REFROIDISSEURS D'AIR / INTERCOOLERS / LADELUFTKUEHLER			
RA8510000	IT0141	3200 GT	99-	382000140	228*236*64	A/P O.E.

**PIAGGIO PIAGGIO**

RA0520000	RD1073	PORTER 1.2 D		2020540	400*330*32	A/P O.E.
RA0520010	RD1074	PORTER DS 1.2 / 1.4 D	----	565828	430*330*32	A/P O.E.

**CHRYSLER CHRYSLER**


053M03	RD0459	CHRYSLER VISION 3.3 LE/SE /CONCORDE/NEW YORKER 3.5i 24v	93-	4592052	637*377	A/P
053M04	RD0460	NEON 2.0 i 16v	95-97	4495947 / 4740097	300*608	A/P
053M05	RD0461	SARATOGA 2.5 / 3.0	91-	4682075	570*380	A/P

**HYUNDAI HYUNDAI**

054M02	RD0462	LANTRA I 1.5i/1.6i 16v/1.8 16v	90-93	25310-28000/200	376*668*16	A/P
054M03	RD0463	S COUPE 1.5i LS/GT	91-96	25310-23300/23370	335*602	A/P
054M06	RD0466	EXCEL II 1.3i/1.5i // PONY 1.5 (90-91)//S COUPE 1.5i (62KW) (91-96)	90-95	25310-24000/100	335*602*32	A/P
054M07	RD0467	LANTRA II 1.5i/1.6i 16v/1.8i 16v	93-95	25310-28050	376*668	A/P
054M08	RD0468	LANTRA III 1.5/1.6/1.8/1.9D /2.0 // COUPE 1.6/2.0 AC	95-	25310-29000/010/700	375*668	A/P
054M09	RD0469	ATOS 1.0 12v	97-	25310-02000/02100	355*400	A/P
054M10	RD0470	EXCEL II 1.3i/1.5i // ACCENT 1.3 i /1.5i	95-	25310-22025	335*602	A/P
054M11	RD0471	SONATA I 1.8 /2.0/2.4 GL/GLS	88-91	25310-33000/130/300	573*416*25	A/P
054M13	RD0473	SONATA III / IV 2.0i GLS/GLX3.0i V6 GLS	93-98	25310-34000	400*675*28	A/P
054M14	RD0474	H1 2.5 TD / H 100 2.5 TD	98-	25310-4A100	650*445	A/P
054M15	RD0029	GETZ 1.3 12v	02-	25310-1C200	373*320	A/P
054M16	RD0973	GETZ 1.6 16v	02-	25310-1C100	372*495	A/P
054M17	RD0113	MATRIX 1.5 CRDI	01-	25310-17800	360*624	A/P
054M18	RD0444	ACCENT 1.3 i 12v / 1.5i 12v / 1.6i 16v	99-	25310-25050	323*355	A/P
054M19	RD0018	LANTRA III 1.9 D GLS	98-	25310-29300		A/P O.E.
054M20	RD0320	GETZ 1.5 CRDi	03-	25310-1C300	370*495	A/P O.E.
054M21	RD1125	ACCENT / EXEL IV 1.5 CRDI	02-	25310-25810	360*476*16	A/P O.E.
054M22	RD1126	TUCSON 2.0 CRDI	04-	25310-2E500	640*462*18	A/P O.E.
054M23	RD0323	TARGET 2.0 CRDi / 2.0i	99-	17700-83820	400*725	A/P

CONDENSEUR / CONDENSER A.C. / KONDENSATOR			CONDENSEUR / CONDENSER A.C. / KONDENSATOR			
754M05	CD0210	LANTRA III	96-	97606-29100	605*350	A
754M09	CD0213	ATOS	3/98-	97606-02000	395*342	A
754M10	CD0214	ACCENT	95-	97606-22000/10/20/50	508*330	A
754M14	CD0286	H1 / H200 / SATELLITE	97-	97606-4A250	580*385	A
754M15	CD0034	GETZ ( ALL M/T )	02-	97606-1C100	495*323*20	A

REFERENZ REFERENCIA REFERENCE CODE	ZEICH. PLANO VUE N° DRAW.	FAHRZEUG-TYP APLICACION APPLICATION VOITURE CAR MODEL APPLICATION	JAH AÑO ANNÉE YEAR	ERSATZTEIL NR. N°ORIGINAL N°D'ORIGINE SUIT.ORIG.N°	ABMESSUNG DIM. PANAL DIM. FAISCEAUX CORE DIMENSIONS	TECH. TECN. TECH. TECH.
754M18	CD0128	ACCENT	99-	97606-25600	469*366*20	A
754M23	CD0205	TARGET ( ALL )	99-	97606-3A100	675*360	A

**DAEWOO / CHEVROLET**

056M02	RD0476	NUBIRA 1.6 / 2.0	97-	96181369	654*380	A/P
056M03	RD0477	NEXIA 1.5/1.5 16v	94-97	96144847	635*382	A/P
056M05	RD0479	LANOS 1.3/1.5/1.6	5/97-	96182261	635*382	A/P
056M06	RD0391	ESPERO / ARANOS 1.5 / 1.8	95-	96109532 A	640*374	A/P
056M07	RD0481	MATIZ II S / SE	01-	96322941	458*295	A/P

**CONDENSEUR / CONDENSER A.C. / KONDENSATOR****CONDENSEUR / CONDENSER A.C. / KONDENSATOR**

756M01	CD0216	NEXIA		96164823	620*380	AL
756M02	CD0217	NUBIRA 1.6 / 2.0	97-	96190601	600*360	AL
756M04	CD0218	MATIZ I S / SE	98-01	46314763	500*302	AL
756M05	CD0219	LANOS ( ALL )	97-	96303204 / 96274635	537*362	AL
756M07	CD0220	MATIZ II S / SE	01-	96566331 / 96569392	500*302*20	AL

**ELECTROVENTILATEUR / COOLING FANS / KÜHLERVENTILATOR****ELECTROVENTILATEUR / COOLING FANS / KÜHLERVENTILATOR**

EV56M010	EV0133	MATIZ S / SE	98-	96314167	FITS 056M01	
EV56M070	EV0134	MATIZ S / SE	02-	96322939	FITS 056M07	

**DAIHATSU**

009M01	RD0076	CHARADE G 100 CS/CX/TS/TX AT	83-87	16400-87767	350*348*15	C/P
009M02	RD0077	CHARADE G 102 16 V	88-93	16400-87F11	352*391*30	C/P
009M04	RD0078	CHARADE G 100 TX/TS/GTI AC	93-96	16400-87776	325*350*30	C/P

**SCANIA**

141M03	RD0498	35 T		1365371	860*692*45	C/P
--------	--------	------	--	---------	------------	-----

**KIA**

065M01	RD0482	SHUMA I 1.5i / 1.8i / 16v	98-	OK2A1-15-200 B	345*700	A/P
065M02	RD1107	KIA RIO 1.3/1.5 +/- AC	00-	OK30C-15-200 B	350*525	A/P
065M03	RD0483	CARNIVAL2.5 V6 / 2.9 TD +/-AC	10/98-	OK552-15-200 A	702*420*28	A/P

O.E.

**CONDENSEUR / CONDENSER A.C. / KONDENSATOR****CONDENSEUR / CONDENSER A.C. / KONDENSATOR**

765M01	CD0221	SHUMA I 1.5i / 1.8i / 16v	98-	OK2B1-61-480 A/B	580*282	
765M03	CD0222	CARNIVAL2.5 V6 / 2.9 TD	99-	OK53E-61-481 E	700*395	

**ELECTROVENTILATEUR / COOLING FANS / KÜHLERVENTILATOR****ELECTROVENTILATEUR / COOLING FANS / KÜHLERVENTILATOR**

EV65M030	EV0123	CARNIVAL2.5 V6 / 2.9 TD +/-AC	98-	CVA00-386-0	FITS 065M03	
EV65M031	EV0124	CARNIVAL2.5 V6 / 2.9 TD -AC	98-	OKL552-6171A	FITS 065M03	

**GALLOPER**

066M01	RD0484	GALLOPER II 2.5 TDI		HR171501	425*610	A/P
--------	--------	---------------------	--	----------	---------	-----

**CONDENSEUR / CONDENSER A.C. / KONDENSATOR****CONDENSEUR / CONDENSER A.C. / KONDENSATOR**

766M01	CD0285	GALLOPER		HJ730002/3	580*350	
--------	--------	----------	--	------------	---------	--

**SSANG YONG**

REFERENZ REFERENCIA REFERENCE CODE	ZEICH. PLANO VUE N° DRAW.	FAHRZEUG-TYP APLICACION APPLICATION VOITURE CAR MODEL APPLICATION	JHR AÑO ANNÉE YEAR	ERSATZTEIL NR. N°ORIGINAL N°D'ORIGINE SUIT.ORIG.N°	ABMESSUNG DIM. PANAL DIM. FAISCEAUX CORE DIMENSIONS	TECH. TECN. TECH. TECH.
068M01	RD0485	MUSSO 2.3 TDI (2/95-) // MUSSO 2.9 D (+/-A/T)	3/97-	21310-05320/05321/05322	415*680*38	A/P



**MINI**

RA0700000	RD1061	MINI COOPER 1.4 / 1.6 AC	01-	17.10.1.475.550	577*398*28	A/P
-----------	--------	--------------------------	-----	-----------------	------------	-----

**LDV**

RA8710000	IT0151	MAXUS 2.5 / 2.8 T	01/05-	52492848 / 52482726	726*374*25	A/P
-----------	--------	-------------------	--------	---------------------	------------	-----

**MASSEY FERGUSSON**

		MACHINE AGRICOLE / AGRICULTURAL MACHINERY / LANDWIRTSCHAFTSMACHINE		MACHINE AGRICOLE / AGRICULTURAL MACHINERY / LANDWIRTSCHAFTSMACHINE		
098M01	RD1117	165 / 185	4 ROWS	897 358 M94	490*385*60	C/B
098M02	RD1118	240 S	4 ROWS	1680 547 M92	470*385*60	C/B
098M03	RD1119	390 / 398	5 ROWS	1695 721 M2	490*510*75	C/B

**JDM SIMPA**

RA0990150	RD1076	JDM YANMAR ENGINE	97-	200264B	270*271*32	C/B	O.E.
-----------	--------	-------------------	-----	---------	------------	-----	------

**JOHN DEERE**

		MACHINE AGRICOLE / AGRICULTURAL MACHINERY / LANDWIRTSCHAFTSMACHINE		MACHINE AGRICOLE / AGRICULTURAL MACHINERY / LANDWIRTSCHAFTSMACHINE		
099M01	RD1120	2030 / 2130	5 ROWS	AL25255 (AT20847 )	510*350*75	C/B

**BELLIER**

RA0990160	RD1077	DIVANE	97-		270*271*32	C/B	O.E.
RA0990200	RD1078	PICK-UP	99-		270*264*32	C/B	O.E.

**ACCESSOIRES / RADIATOR PARTS / PARTES DEL RADIADOR**

AC 106	CO0010	DRAIN PLUG M10X1,5
AC 107	CO0002	AC PLUG VOLVO
AC 108	CO0001	AC PLUG ROVER
AC 109	CO0014	PLUG M 22
AC 110	CO0012	DRAIN PLUG M12X1,5
AC 111	CO0003	BMW AC PLUG M14 X 1,50
AC 112	CO0011	DRAIN PLUG M10X1,5
AC 113	CO0013	PLASTIC PIPE 8 mm
AC 114	CO0005	BRASS PIPE 8,5 mm
AC 115	CO0021	RUBBER CAP/ FASTENER SET DIAM 11mm and 15,5mm
AC 116	CO0022	KIT ASSEMBLY FOR DUCATO
AC 117	CO0020	ADAPTERS SET DIAM 8mm and DIAM 10mm
MPBJ056	CO0004	BMW OIL COOLER ADAPTER
MPTP001	CO0019	RUBBER CAP DIAM 8 mm
MPTP002	CO0016	RUBBER CAP DIAM 15,5 mm

REFERENZ	ZEICH.	FAHRZEUG-TYP	JAHR	ERSATZTEIL NR.	ABMESSUNG	TECH.
REFERENCIA	PLANO	APLICACION	AÑO	NºORIGINAL	DIM. PANAL	TECN.
REFERENCE	VUE Nº	APPLICATION VOITURE	ANNÉE	NºD'ORIGINE	DIM. FAISCEAUX	TECH.
CODE	DRAW.	CAR MODEL APPLICATION	YEAR	SUIT.ORIG.Nº	CORE DIMENSIONS	TECH.
MPTP007	CO0015	RUBBER CAP DIAM 11 mm				
MPTP008	CO0006	CAP 10 LBS / 0,7 KG / CM2				
MPTP009	CO0007	CAP 13 LBS / 0,9 KG / CM2				
MPTP010	CO0008	CAP 13 LBS / 0,9 KG / CM2				
MPTP011	CO0017	RUBBER CAP DIAM 17 mm				
MPTP012	CO0018	RUBBER CAP DIAM 22 mm				
MPTP014	CO0009	CAP 13 LBS / 0,9 KG / CM2				
<b>800600701</b>	CO0023	LEVEL INDICATOR ( PANDA / UNO / TIPO )				

