

Weatherly Index No. 090
Catalog No. GUJ509
May, 2009
Supersedes GUJ906



2009

UNIVERSAL JOINT

*Master Catalog
Passenger Car,
Light Duty Trucks,
Heavy Duty and PTO*



2009 UNIVERSAL JOINT & MASTER CATALOG

CONTENTS

How To Use This Catalog	ii
Abbreviations	ii
Lubrication Notes	ii
Features and Benefits	iii
Model (Make) Index	iv
New U-Joint Part Numbers	ix
Standard to Performance Interchange	ix
Alternate Features	ix
Grease Fitting Reference Chart	x
PTO Table of Contents	xi
Fraction / Decimal / Metric Equivalent Chart	xii
Passenger Car Listing	1
Two Wheel Drive Truck Listing	34
Four Wheel Drive Truck Listing	98
ATV Listing	175
Centering Assemblies	176
U-Bolt/Strap Kits	183
Dimensional Listing	186
Buyers Guide / Numerical Listing	192
Heavy Duty Dimensional Listing	196
Heavy Duty Buyers Guide / Numerical Listing	207
PTO (See Page xi for Table of Contents)	213
Interchange List (Competitors to NAPA/GMB Part Numbers)	359

IMPORTANT NOTICE

The data listed herein is correct to the best of our knowledge and belief, having been compiled from reliable and official sources of information. However, we cannot assume any responsibility for possible errors.

HOW TO USE THIS CATALOG

1. Locate Manufacturer, Make.
2. Locate Model.
3. Locate Year
4. Locate Appropriate Application.
(Refer to Specific Information and Diagram for the Correct Application.)
5. Select Appropriate Universal Joint or Hardware Kit for Proper Application.



Diagram 1



Diagram 4

Year	Make and Model	Diagram	Location	Standard	Performance
ALFA ROMEO: BERLINA, GIULIA, GIULIETTA, GT & SPIDER					
1994-68	1750 & 2000 Models All	4	I, B	220-0410	—
1968-66	1600 Models w/ .938in. (23.8mm) OD Brg.	4	I, B	220-0500	215-0500
	w/ .945in. (24.0mm) OD Brg.	4	I, B	220-0410	—
1965-54	1300 & 1600 Models All	4	I, B	220-0500	215-0500

ABBREVIATIONS

2 bbl.	2 Barrel	Eng.	Engine	OE	Original Equipment
2WD	2 Wheel Drive	Exc.	Except	OHC	Overhead Camshaft
4 bbl.	4 Barrel	FA	Front Axle	OSR	Outside Snap Ring
4WD	4 Wheel Drive	Fr.	From	Pkg.	Package
A/T	Automatic Transmission	FWD	Front Wheel Drive	Prod.	Production
ABS	Anti-Lock Braking System	GVWR	Gross Vehicle Weight Requirement	Prop.	Propeller
AOD	Automatic Overdrive	HD	Heavy Duty	RA	Rear Axle
Assy.	Assembly	HO	High Output	Rep.	Replacement
Auto	Automatic	ID	Inner or Inside Diameter	Req.	Required
AWD	All Wheel Drive	IFS	Independent Front Suspension	RWD	Rear Wheel Drive
Brg.	Bearing	Inc.	Including	S/N	Serial Number
C.B.	Center Bearing	ISR	Inside Snap Ring	SOHC	Single Overhead Camshaft
cc	Cubic Centimeter	L	Liter	Spd.	Speed
CID	Cubic Inch Displacement	M/T	Manual Transmission	SPIL	Service Parts Identification Label
Cond.	Conditioning	Man.	Manual	Std.	Standard
Ctr.	Center	Mfg.	Manufacturer	TC	Transfer Case
CV	Constant Velocity	mm	Millimeter	Trans.	Transmission
"CV"	Double Cardon CV Joint	NA	Not Available	VIN	Vehicle Identification Number
Cyl.	Cylinder	NR	Not Required	w/	With
d	Diameter	O.D.	Over Drive	w/o	with out
D/S	Drive Shaft	OAL	Over-all Length	WB	Wheel Base
Dia.	Diameter	OD	Outer or Outside Diameter	WJ	Wheel Joint
DOHC	Double Overhead Camshaft				

LUBRICATION NOTICE

Notice: All universal joints must be lubricated with the appropriate grease prior to use. The grease found on the universal joints used for storage purposes only and is Not appropriate for use

Lubricate as follows:

Normal Use: Lithium soap base E.P. grease meeting N.L.G.I. (National Lubricating Grease Institute) Grade 1 or 2

Severe Use: Lithium soap base E.P. grease meeting an operating range of +325 deg F. to -10 deg F.
Grease should meet N.L.G.I. Grade 1 or 2

Low Speed Use: (Shaft speed below 500 RPM) Mineral Oil with viscosity range of SAE 140-250.

UNIVERSAL JOINTS FEATURES

Universal Joints — Standard



Features

- * Designed to Meet or Exceed O.E. Specifications.
- * Full Domestic & Foreign Car - Lt. Truck - Heavy Duty - Off Road - Agriculture
- * Integrated Production System
- * Special Chrome / Molybdenum Steel Composition
- * Cold Forged Cross
- * Cold Forged Bearing Caps with "U" Shaped Fibers
- * Heavy Duty Needle Bearings
- * Lindberg Carbonized Heat Treating
- * Multiple Stages of Testing Prior to Final Assembly
- * Bagged Joint & Hardware / Keeps Joint & Hardware Together

Benefits

- * Exact O.E. Fit
- * Brand Name Recognition
- * Meets or Exceeds O.E. Specifications

Universal Joints — Performance



Features

- * Cold Forged with Lindberg Heat Treatment
- * Oversized Elliptical Shaped Bearings
- * Black Rust Proof Finish
- * "Lubri—Groove"
- * Grease Fitting

Benefits

- * Exact O.E. Fit
- * Limited Lifetime Warranty
- * Exceeds O.E. Specifications
- * Ideal for Truck & Off Road

Section 1 - Passenger Cars

ALFA ROMEO	BMW (cont.)	CHRYSLER (cont.)
Berlina 1	Bavaria 4	Saratoga 11
GT 1	CS 4	Station Wagons 11
Giulia 1	CSA 4	Windsor 11
Giulietta 1	M3 4	DESOTO
Spider 1	M5 4	All Models 12
AMERICAN MOTORS	M6 4	DODGE
AMX 2	S 4	880 13
All Models 1	BUICK	Aspen 12
Ambassador 1	Apollo 5	Challenger 12
American 1	Centurion 5	Charger 13
Classic 2	Century 5	Colt 13
Concord 2	Electra 5	Conquest 12
Eagle 2	GSX 6	Coronet 13
Gremlin 1	Gran Sport 6	Custom 13
Hornet 1	Invicta 5	Dart 12
Javelin 2	Lesabre 5	Diplomat 12
Marlin 2	Regal 6	Magnum 13
Matador 2	Riviera 6	Meadowbrook 13
Pacer 2	Roadmaster 6	Mirada 12
Rambler 1	Skyhawk 6	Monaco 13
Rebel 2	Skylark 6	Polara 13
Spirit 2	Special 7	Royal Monaco 13
Wasp 2	Sportwagon 6	St. Regis 12
ASTON MARTIN	Wildcat 5	Viper 13
All Models 2	CADILLAC	EDSEL
Coupe 2	60-S Series 7	All Models 13
Lagonda 2	61 Series 7	FERRARI
Volante 2	62 Series 7	All Models 14
AUSTIN	75 Series 8	FIAT
850 3	Brougham 8	1100 14
America 3	Calais 7	124 14
Cooper 3	Commercial Chassis 8	124 Spider 14
Healey 100-6 3	Deville 7	131 14
Healey 3000 3	Eldorado 7	Brava 14
Healey Sprite 3	Fleetwood 8	FORD
Marina 3	Fleetwood Brougham 8	Cobra 14
AVANTI	Limousine 8	Country Sedan 14
All Models 3	Seville 7	Country Squire 14
BENTLEY	CHECKER	Crestline 14
All Models 3	Aerobus 9	Crown Victoria 14
BMW	Marathon 9	Custom 14
1500 3	Taxi 9	Customline 14
1600 3	CHEVROLET	De Luxe 14
1600-2 3	150 9	Elite 14
1800 Series 3	210 9	Fairlane 14
2.8L 3	Bel Air 9	Fairmont 15
2.8L 4	Biscayne 9	Fairmont Futura 15
2000 Series 3	Camaro 10	Falcon 15
2002 Series 3	Caprice 9	Falcon Futura 15
2500 3	Chevelle 10	Galaxie 14
2800 3	Chevette 11	Gran Torino 14
3.0i 4	Chevy II 11	Granada 15
3.0L 3	Corvair 11	LTD 14
3.0L 4	Corvette 11	LTD II 15
318 Series 3	Del Ray 9	Mainline 14
320i 3	El Camino 10	Maverick 15
325 Series 4	Impala 9	Mustang 15
525i 4	Laguna 10	Mustang II 15
528 Series 4	Malibu 10	Pinto 16
530i 4	Monte Carlo 10	Ranchero 14
533i 4	Monza 11	Special 14
535i 4	Nomad 9	Tempo 16
540i 4	Nova 11	Thunderbird 16
630i 4	Vega 11	Torino 14
633 Series 4	CHRYSLER	XL 14
635csi 4	300 11	FORD - BRITISH
733i 4	Conquest 11	Anglia 17
735 Series 4	Cordoba 11	Corsair 17
740 Series 4	Crickit 12	Cortina 17
740i 4	Fifth Avenue 11	Escort 17
750iL 4	Imperial 11	Granada 17
840ci 4	Le Baron 11	Zephyr 17
850ci 4	New Yorker 11	Zodiac 17
	Newport 11	

Section 1 - Passenger Cars (Continued)

FORD - ENGLISH		MERCEDES BENZ (cont.)		F85	24
Consul	17	350SL	20	Fiesta	25
Cortina	17	380 Series	20	Jetfire	24
FORD - GERMAN		S Class	20	Jetstar 1	25
All Models	17	MERCURY		Jetstar 88	24
HILLMAN		Bobcat	20	Ninety-Eight	25
Husky	17	Brougham	21	Omega	26
Minx	17	Caliente	21	Starfire	26
Super Minx	17	Capri	21	Starfire 98	25
HYUNDAI		Colony Park	21	Vista Cruiser	24
Pony	17	Comet	21	OPEL	
Stellar	17	Cougar	22	1900	26
ISUZU		Country Cruiser	21	GT	26
Impulse	17	Custom	21	Isuzu	26
JAGUAR		Cyclone	21	Kadett	27
All Models	17	Grand Marquis	21	Kapitan	27
XJ-12	17	Marauder	21	Manta	27
XJ-R	17	Marquis	21	Rekord	27
XJ-S	17	Medalist	21	PANTERA	
JENSEN		Meteor	21	All Models	27
All Models	17	Monarch	22	PLYMOUTH	
KAISER		Montclair	21	Arrow	27
All Models	18	Montego	23	Barracuda	27
LINCOLN		Monterey	21	Belvedere	27
Capri	18	Park Lane	21	Colt Vista	27
Continental	18	Topaz	23	Conquest	27
Cosmopolitan	18	Turnpike Cruiser	21	Cricket	27
Mark II - VIII	18	XR7	22	Duster	27
Premier	18	Zephyr	23	Fire Arrow	27
Town Car	19	METROPOLITAN		Fury	27
Versailles	19	Hudson	23	GTX	27
LOTUS		Nash	23	Gran Fury	27
Elan	19	MG		Plaza	27
Elite	19	C/GT	23	Road Runner	27
Europa	19	GT	23	Sapporo	28
MASERATI		MGA	23	Satellite	27
All Models	19	MGB	23	Savoy	27
Ghibli	19	MGC	23	Scamp	27
Mexico	19	Magnetite	23	VIP	27
MAZDA		Midget	23	Valiant	27
1200	19	TF	23	Volare	27
323	19	MINI		PONTIAC	
616	19	Starion	23	1000	28
618	19	MORGAN		6000	28
626	19	1600	23	Acadian	28
808	19	4/4	23	Astre	28
Cosmo	19	Plus 4	23	Bonneville	28
GLC	19	Plus 8	23	Catalina	28
Mizer	19	MORRIS		Chieftain	28
R100	19	Minor	23	Executive	28
RX-2	19	Oxford	23	Firebird	28
RX-3	19	NASH		GTO	29
RX-4	19	Hudson	23	Grand Am	29
RX-7	19	Metropolitan	23	Grand Prix	29
MERCEDES BENZ		NISSAN		Grand Ville	28
180 Series	19	210	24	Lemans	29
180A	19	240Z	23	Parisienne	28
180B	19	260Z	23	Phoenix	29
190 Series	19	280Z	23	Safari	28
200D	20	280ZX	23	Star Chief	28
219 Series	20	312	23	Streamliner	28
220 Series	20	410	24	Sunbird	29
230 Series	20	411	24	T1000	28
230/8	20	510	24	Tempest	29
230S	20	610	24	Torpedo	28
230SL	20	710	24	Trans Am	28
240D	20	810	24	Ventura	29
250/8	20	B110	24	Ventura II	29
250S	20	B210	24	RILEY	
250SE	20	Maxima	24	All Models	29
260E	20	OLDSMOBILE		ROLLS ROYCE	
280 Series	20	4-4-2	24	Carmaque	29
300 Series	20	Cutlass	24	Corniche	30
300SEB	20	Eighty-Eight	24	Phantom	30

BUYER'S GUIDE

Section 1 - Passenger Cars (Continued)

ROLLS ROYCE (cont.)	SUBARU	TRIUMPH (cont.)
Silver Cloud 30	Brat 31	TR8 32
Silver Dawn 30	DL 31	Toledo 32
Silver Shadow 30	GL 31	Vitesse 32
Silver Spur 30	Station Wagon 31	VANDEN PLAS
Silver Wraith 30	SUNBEAM	3 Litre 32
ROVER	Alpine 31	4 Litre 32
100 30	IMP 31	VAUXHALL
110 30	Rapier 31	All Models 32
2000 30	Tiger 31	VOLVO
2200 30	TOYOTA	122 32
3500 30	Carina 31	140 Series 33
3500S 30	Celica 31	164 33
80 30	Corolla 32	240 Series 33
95 30	Corona 32	260 Series 33
SIMCA	Cressida 32	740 Series 33
All Models 30	Crown 32	760 Series 33
SINGER	Mark II 32	780 Series 33
All Models 30	Starlet 32	940 Series 33
STUDEBAKER	Supra 32	960 Series 33
Avanti 30	TRIUMPH	DL 33
Challenger 30	2.5PI 32	GL 33
Champion 30	2000 32	GLT 33
Commander 30	2500 32	P1800 33
Cruiser 30	Dolomite 32	
Daytona 31	GT6 32	
Flight Hawk 31	Spitfire 32	
Golden Hawk 31	Stag 32	
Gran 31	TR2 32	
Hawk 31	TR250 32	
Lark 31	TR3 32	
Power Hawk 31	TR4 32	
President 31	TR4A 32	
Silver Hawk 31	TR5 32	
Sky Hawk 31	TR6 32	
Wagonaire 31	TR7 32	

Section 2 - 2WD Trucks and Vans

BUICK	CHEVROLET (cont.)	FORD (cont.)
Rainier 34	Tracker 44	Excursion 56
CADILLAC	Trailblazer 44	Expedition 56
Escalade 34	Van G10/1500 44	Explorer 56
CHEVROLET	Van G20/2500 45	F Super Duty 66
Astro 34	Van G30/3500 46	F100/150 Pickup 56
Avalanche 1500 1/2 Ton 34	Van P10 47	F200/250 Pickup 59
Avalanche 2500 3/4 Ton 34	Van P20 47	F300/350 Pickup 63
Blazer (Full Size) 34	Van P30 48	F-450 Super Duty Pickup 66
C4500 34	W4 Tilt Cab 50	F-550 Super Duty Pickup 66
C5500 34	W5 Tilt Cab 51	F53 Stripped Chassis 66
Colorado 34	DODGE	F59 Stripped Chassis 66
Express Van 1500 44	Dakota 51	F650 Super Duty Pickup 67
Express Van 2500 45	Durango 51	F750 Super Duty Pickup 67
Express Van 3500 46	Motor Home Chassis 51	P100-350 Series 67
Luv Pickup 34	P200 51	Ranchero 67
Pickup 1/2 Ton (10/1500 Series) 34	P300 51	Ranger 67
Pickup 3/4 Ton (20/2500 Series) 38	Pickup 1/2 Ton 51	Van E Super Duty 71
Pickup 1 Ton (30/3500 Series) 40	Pickup 3/4 Ton 52	Van E100/150 68
SSR 41	Pickup 1 Ton 53	Van E200/250 68
S10 Blazer 41	Ram 50 & D50 Pickup 53	Van E300/350 69
S10 Pickup 41	Ramcharger 54	Van E450 Super Duty 71
Silverado Pickup 1/2 Ton 34	Van B100/150/1500 54	Van E550 Super Duty 71
Silverado Pickup 3/4 Ton 38	Van B200/250/2500 54	GEO
Silverado Pickup 1 Ton 40	Van B300/350/3500 55	Tracker 72
Suburban 1/2 Ton 41	FORD	GMC
Suburban 3/4 Ton 43	Aerostar 55	4000 Tilt Cab 88
Tahoe 44	Courier 56	5000 Tilt Cab 88

Section 2 - 2WD Trucks and Vans (Continued)

GMC (cont.)	INTERNATIONAL (cont.)	MAZDA
C4500 72	1500 89	1000 94
C5500 72	200 89	1200 94
Caballero 72	500 89	1300 Pickup 94
Canyon 72	80 Series 90	B1600 Pickup 94
Envoy 72	800 Series 90	B1800 Pickup 94
Jimmy (Full Size) 72	900 89	B2000 Pickup 94
LLV (U.S. Postal Truck) 73	M Series Van 89	B2200 Pickup 94
Pickup 1/2 Ton (15/1500 Series) . . . 73	Pickup 89	B2300 Pickup 94
Pickup 3/4 Ton (25/2500 Series) . . . 77	Scout 90	B2600 Pickup 94
Pickup 1 Ton (35/3500 Series) 78	Scout II 90	B3000 Pickup 94
S15 Jimmy 72	Terra 90	B4000 Pickup 94
S15 Pickup 72	Travelall 89	Navajo 94
Safari 73	Traveler 90	Rotary Pickup 94
Savana Van 1500 82	ISUZU	MERCURY
Savana Van 2500 83	Amigo 90	Mountaineer 94
Savana Van 3500 84	Ascender 90	MITSUBISHI
Sierra Pickup 1/2 Ton 73	Axiom 90	Mighty Max Pickup 94
Sierra Pickup 3/4 Ton 77	Elf 150 91	Montero Sport 94
Sierra Pickup 1 Ton 78	Elf 250 91	Raider 95
Sonoma 72	Elf 350 91	Van 95
Sprint 72	FRR 91	NISSAN
Suburban 1/2 Ton 79	Flatflow 91	Frontier 95
Suburban 3/4 Ton 81	Hombre Pickup 90	Pathfinder 95
Van G15/1500 82	i-280 90	Pickup 95
Van G25/2500 83	KS22 91	Titan 95
Van G35/3500 84	Mypack 91	OLDSMOBILE
Van P15/1500 85	NPR 91	Bravada 95
Van P25/2500 85	NRR 91	PLYMOUTH
Van P35/3500 86	Pickup 90	Arrow Pickup 95
W4 Tilt Cab 86	Rodeo 91	Trailduster 95
W5 Tilt Cab 86	Rodeo Sport 91	STUDEBAKER
Yukon 88	Trooper 91	1/2 Ton Trucks 95
Yukon XL 1/2 Ton 79	JEEP	3/4 Ton Trucks 95
Yukon XL 3/4 Ton 81	All Models 91	1 Ton Trucks 95
HINO	CJ Series 92	SUZUKI
FD17 89	Cherokee 91	Grand Vitara 96
FD5H 89	Comanche 92	Sidekick 96
FE17 89	Commando 92	Vitara 96
FE5H 89	DJ5 92	XL-7 96
FF17 89	DJ6 92	TOYOTA
FF4H 89	Dispatcher 92	4 Runner 96
FF5H 89	FC150 92	Pickup 96
GC17 89	FC170 92	Previa 96
SF17 89	Gladiator 92	Sequoia 96
HONDA	Grand Cherokee 92	T100 96
Passport 89	Grand Wagoneer 92	Tacoma 96
INFINITI	J Series 92	Tundra 97
QX4 89	Jeepster 92	Van 97
QX56 89	Liberty 93	U.S. POSTAL TRUCK
INTERNATIONAL	Scrambler 93	LLV by GM 97
100 Series 89	Universal 93	VOLVO
1000 Series 89	Wagoneer 93	F6 97
110 Series 89	Wrangler 93	FE6 97
1100 Series 89	KIA	FT6 97
120 Series 89	Sportage 93	NL10 97
1200 Series 89	LINCOLN	
130 Series 89	Aviator 93	
1300 Series 89	Blackwood 93	
150 89	Mark LT 93	
	Navigator 93	

Section 3 - 4WD Trucks and Vans

ACURA	GMC (cont.)	JEEP (cont.)
SLX 98	S15 Pickup 144	Scrambler 165
BUICK	Safari 145	TJ Series 163
Rainier 98	Sierra Pickup 1/2 Ton 139	Wagoneer 166
CADILLAC	Sierra Pickup 3/4 Ton 143	Wrangler 167
Escalade 98	Sierra Pickup 1 Ton 145	YJ Series 163
CHEVROLET	Sonoma 144	KIA
Astro 99	Suburban 1/2 Ton 155	Sportage 167
Avalanche 1500 1/2 Ton 98	Suburban 3/4 Ton 157	LAND ROVER
Avalanche 2500 3/4 Ton 98	Syclone 145	All Models 167
Blazer (Full Size) 98	Typhoon 145	Discovery 168
C4500 99	Van G1500 159	Discovery II 168
C5500 99	Van G2500 159	LEXUS
Colorado 100	Yukon 159	GX470 168
Equinox 100	Yukon XL 1/2 Ton 155	LX450 168
Luv Pickup 100	Yukon XL 3/4 Ton 157	LX470 168
Pickup 1/2 Ton (10/1500 Series) 100	HONDA	LINCOLN
Pickup 3/4 Ton (20/2500 Series) 104	Passport 159	Aviator 168
Pickup 1 Ton (30/3500 Series) 107	HUMMER	Mark LT 168
S10 Blazer 109	H1 159	Navigator 168
S10 Pickup 110	H2 159	MAZDA
Silverado Pickup 1/2 Ton 100	H3 159	MPV 168
Silverado Pickup 3/4 Ton 104	INFINITI	Navajo 168
Silverado Pickup 1 Ton 107	QX4 160	Pickup 168
Suburban 1/2 Ton 110	QX56 160	Tribute 169
Suburban 3/4 Ton 112	INTERNATIONAL	MERCURY
Tahoe 114	100 Series 160	Mariner 169
Tracker 114	1000 Series 160	Mountaineer 169
Trailblazer 114	110 Series 160	MITSUBISHI
Van G1500 114	1100 Series 160	Montero 169
Van G2500 115	120 Series 160	Montero Sport 169
DAIHATSU	1200 Series 160	Outlander 170
Rocky 115	130 Series 160	Pickup 170
DODGE	1300 Series 160	Raider 170
D50 Pickup 124	140 Series 160	NISSAN
Dakota 115	160 160	Frontier 170
Durango 116	1600 160	Pathfinder 170
Pickup 1/2 Ton 116	80 Series 161	Pickup 170
Pickup 3/4 Ton 118	800 Series 161	Titan 171
Pickup 1 Ton 121	900 Series 160	OLDSMOBILE
Raider 124	Scout 161	Bravada 171
Ram 50 124	Scout II 161	PLYMOUTH
Ramcharger 124	Terra 161	Pickup 171
FORD	Traveler 161	Trailduster 171
Aerostar 125	ISUZU	PONTIAC
Bronco 125	Amigo 161	Torrent 172
Bronco II 128	Ascender 161	RANGE ROVER
Escape 128	Axiom 161	All Models 172
Excursion 128	Hombre 161	SAAB
Expedition 129	i-350 161	9-7X 172
Explorer 129	Pickup 161	SATURN
F100/150 Pickup 129	Rodeo 162	Vue 172
F200/250 Pickup 133	Rodeo Sport 162	SUZUKI
F300/350 Pickup 137	Trooper 162	Grand Vitara 172
F450 Super Duty Pickup 140	Trooper II 162	Samurai 172
F550 Super Duty Pickup 140	JEEP	Sidekick 173
Ranger 141	CJ Series 163	Vitara 173
GEO	Cherokee 162	XL-7 173
Tracker 142	Comanche 164	TOYOTA
GMC	Commando 165	4 Runner 173
C4500 142	F4 Pickup 163	Land Cruiser 173
C5500 142	Gladiator 165	Pickup 173
Canyon 142	Grand Cherokee 164	Sequoia 174
Envoy 143	Grand Wagoneer 164	T100 174
Jimmy (Full Size) 143	J Series Pickup 165	Tacoma 174
Pickup 1/2 Ton (15/1500 Series) 145	J-10 165	Tundra 174
Pickup 3/4 Ton (25/2500 Series) 150	J-20 165	
Pickup 1 Ton (35/3500 Series) 153	Jeepster 165	
S15 Jimmy 144	Liberty 165	

New U-Joint Part Numbers

Part No.	Year	Make	Part No.	Year	Make
210-0488 (215-0488)	2006-04	Ford Truck	230-0409	2006-05	Chevrolet Truck
	2006	Lincoln		2006	Pontiac
215-0188 (High Perf. of 230-0188)	2006-98	Chevrolet Truck		230-0424	2006-02
	2004-03	Dodge Truck	2006-05		Chevrolet Truck
	2006-99	Ford Truck	2006-05		Ford Truck
	2006-98	GMC Truck	2006-05		GMC Truck
	1990-80	Volvo			

Standard Joint to Performance Joint Interchange

Standard Joint	Performance Joint	Standard Joint	Performance Joint	Standard Joint	Performance Joint
210-0134	215-0134	210-3106	215-3106		
210-0153	215-0153	211-0260	215-0260	220-0046	215-0046
210-0160	215-0160	211-1306	215-1307	220-0052	215-0052
210-0178	215-0178	219-0153	215-2153	220-0081	215-0081
210-0213	215-1203	219-0160	215-2160	220-0088	215-0088
210-0260	215-0260	219-0178	215-2178	220-0093	215-0093
210-0278	215-0278	219-0231	215-2231	220-0500	215-0500
210-0297	215-0297	219-0356	215-2356	220-1100	215-1100
210-0433	215-0433	219-0359	215-2359	230-0188	215-0188
210-0443	215-0443	219-0447	215-2447	240-0351	215-0351
210-0456	215-0456	219-0457	215-2457	240-0352	215-0352
210-0458	215-0458	219-1203	215-2203	240-0353	215-0353
210-0488	215-0488	220-0006	215-0006	240-0356	215-0356
210-1200	215-1200	220-0009	215-0009	240-0358	215-0358
210-1201	215-1201	220-0012	215-0012	240-0359	215-0359
210-1203	215-1203	220-0013	215-0013	240-0360	215-0360
210-1204	215-1204	220-0014	215-0014	240-0369	215-0369
210-1306	215-1306	220-0017	215-0017	260-0120	265-0121
210-1309	215-1309	220-0020	215-0020	260-0178	265-0178
210-2500	215-2500	220-0021	215-0021	260-0266	265-0266
210-3009	215-0231	220-0027	215-0027	260-1204	265-1204
210-3105	215-3105	220-0029	215-0029	260-4105	265-4105

Our Uncoated U-Joint # Standard	Our Coated U-Joint # Standard	Our Coated U-Joint # Performance	Coated U-joints for Aluminum Yokes See Application
210-0153	219-0153	215-2153	Chevrolet Camaro 1988-1992
210-0153	219-0153	215-2153	Chevrolet Corvette 1984-1996
210-0153	219-0153	215-2153	Honda Passport 1998-2002
210-0153	219-0153	215-2153	Isuzu Rodeo 1998-2002
210-0153	219-0153	215-2153	Pontiac Firebird 1988-1992
210-0160	219-0160	215-2160	Chevrolet & GM Trucks 1999-2003
210-0178	219-0178	215-2178	Chevrolet & GM Trucks 1988-2003
210-0178	219-0178	215-2178	Dodge Trucks 2000-2002
210-0213	219-1203	215-2203	Chevrolet & GM Trucks 1988-2003
210-0447	219-0447	215-2447	Chevrolet Corvette 1984-1996
210-1203	219-1203	215-2203	Dodge Trucks 2000-2002
240-0231	219-0231	215-2231	Chevrolet & GM Trucks 1988-2003
240-0356	219-0356	215-2356	Chevrolet Camaro 1988-1992
240-0356	219-0356	215-2356	Pontiac Firebird 1988-1992
240-0359	219-0359	215-2359	Dodge Trucks 1992-1996
240-0457	219-0457	219-2457	Dodge Dakota 1991-1992

Standard Part	Standard G.F. in Bearing	Perf. w/o G.F.	Perf. G.F. in Cross	Perf. G.F. in BC	Perf. FT-BC	Standard COR w/o G.F.	Standard COR G.F. Cross	Perf. COR w/o G.F.	Perf. COR G.F. Cross	w/o G.F.
210-0134			215-0134		215-4134	214-0134	219-0134		215-2134	
210-0153			215-0153		215-4153	214-0153	219-0153		215-2153	
210-0160			215-0160			214-0160	219-0160		215-2160	
210-0178		210-0447	215-0178		215-4178		219-0178		215-2178	
210-0213			215-1203		215-4203	214-1203	219-1203		215-2203	215-0351
210-0260	211-0260	215-0260								
210-0278			215-0278			214-0153				
210-0297	211-0297	215-0297								
210-0360			215-0360							
210-0369			215-0369				219-0369		219-3369	
210-0433	210-0433	210-0467	215-0433							
210-0443	210-0443			215-0443		214-0443				
210-0447		210-0447	215-0477				219-0447	219-2447		215-2447
210-0456		210-0456	215-0456							
210-0458			215-0458							
210-0488		215-0488								
210-1200			215-1200			214-1200				214-0160
210-1201			215-1201		215-4101	214-1201				214-4009
210-1203			215-1203		215-4203	214-1203	219-1203		215-2203	215-0369
210-1204			215-1204		215-4204	214-1204				215-0448
210-1306	211-1306		215-1306	215-1307		214-1306				215-0457
210-1309			215-1309		215-4109					215-2160
210-2500			215-2500							215-2178
210-3105			215-3105		215-7105	214-3105	219-3105		215-5105	215-2203
211-1306			215-1307			214-1306				215-2153
215-0269	215-0269									
215-0299	215-0299									
220-0006			215-0006							
220-0009	220-0009		215-0009							
220-0012			215-0012							
220-0013			215-0013							
220-0017			215-0017							
220-0020			215-0020							
220-0021			215-0021							
220-0027	220-0027		215-0027							
220-0029			215-0029							
220-0046		220-0046	215-0046							
220-0052			215-0052							
220-0081			215-0081							
220-0088		220-0088	215-0088							
220-0093	220-0093		215-0093							
220-0500		220-0501	215-0500							210-0360
220-1100		220-1101	215-1100							210-0369
230-0188		215-0188								
240-0231					215-4009					
240-0231			215-4009			214-4009	219-0231		215-2231	215-2203
240-0351			215-0351							
240-0352			215-0352							
240-0353			215-0353							
240-0354			215-0354							
240-0355			215-0355		215-4355					
240-0356			215-0356				219-0356		215-2356	
240-0358			215-0358							
240-0359			215-0359				219-0359		215-2359	
240-0448			215-0448				219-0448		215-2448	
240-0457			215-0457				219-0457		215-2457	
260-0121			265-0212							215-2366
260-0178			265-0178							215-2231
260-0266			265-0266							215-2359
260-1204			265-1204							215-2447
260-4105			265-4105							

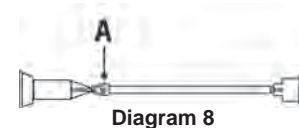
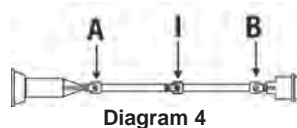
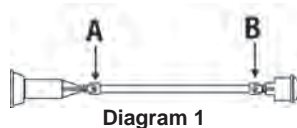
G.F. = Grease Fitting, BC = Bearing Cap, FT-BC = Flush Type - Bearing Cap, COR = Corrosion (Anti Corrosion coating u-joint)

PTO Table of Contents

Domestic PTO Cross & Bearing Kits	213
Finding Domestic PTO Replacement Parts	214
Identifying Metric PTO Cross & Bearing Kits	215
Domestic PTO Snap Ring U-Joint Finder	216
Shafting & Tubing	217
Nylon Bearing Repair Kit	218
Locking Device	219
Locking Device Repair Kit.	219
NORTH AMERICAN DRIVELINE & COMPONENT SECTION	220
6 Series	222
12 Series.	228
14 Series.	234
35 Series.	240
44 Series.	246
55 Series.	252
W Series	257
0675 Series.	259
1000 Series.	261
1310 Series.	266
1800 Series.	268
1 FR Series.	268
3 DR Series	268
Vehicular	269
2600 Series.	270
METRIC DRIVELINE & COMPONENT SECTION	272
1 Series.	273
2 Series.	276
3 Series.	279
4 Series.	282
5 Series.	285
6 Series.	288
7N Series	291
8 Series.	294
9 Series.	297
2100/100 Series	300
2200/200 Series	303
I Series	306
2280 Series.	309
2300/210 Series	312
220/720 Series	315
2380 Series.	318
2400 Series.	321
2480 Series.	324
2500 Series.	327
2580 Series.	330
2600 Series.	333
II Series.	336
Shafting & Tubing	337
Complete Metric CV Driveline.	338
Metric Replacement Driveline.	339
Quick Disconnect Repair Kit.	342
Cross Reference Chart.	343
PTO Identification	344
PTO Part Number Index	348

FRACTION / DECIMAL / METRIC EQUIVALENT CHART

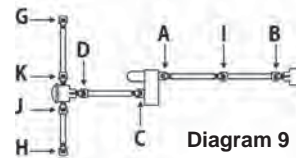
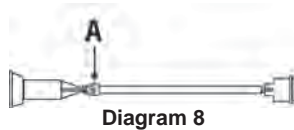
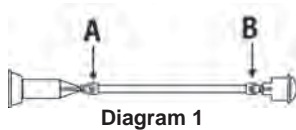
Fractional	Decimal	Metric	Fractional	Decimal	Metric	Fractional	Decimal	Metric	Fractional	Decimal	Metric
-	0.004	0.10	37/64	0.578	14.68	1-15/32	1.469	37.81	-	2.874	73.00
-	0.010	0.25	-	0.591	15.00	-	1.496	38.00	2-7/8	2.875	73.03
1/64	0.016	0.40	19/32	0.594	15.08	1-1/2	1.500	38.10	-	2.913	74.00
-	0.020	0.50	39/64	0.609	15.48	1-17/32	1.531	38.89	2-15/16	2.938	74.61
-	0.030	0.75	5/8	0.625	15.88	-	1.535	39.00	-	2.953	75.00
1/32	0.031	0.79	-	0.630	16.00	1-9/16	1.562	39.69	-	2.992	76.00
-	0.039	1.00	41/64	0.641	16.27	-	1.575	40.00	3	3.000	76.20
3/64	0.047	1.19	-	0.650	16.50	1-19/32	1.594	40.48	-	3.032	77.00
-	0.059	1.50	21/32	0.656	16.67	-	1.614	41.00	3-1/16	3.062	77.79
1/16	0.063	1.59	-	0.669	17.00	1-5/8	1.625	41.28	-	3.071	78.00
5/64	0.078	1.98	43/64	0.672	17.01	-	1.654	42.00	-	3.110	79.00
-	0.079	2.00	11/16	0.688	17.46	1-21/32	1.656	42.07	3-1/8	3.125	79.38
3/32	0.094	2.38	45/64	0.703	17.86	1-11/16	1.688	42.86	-	3.150	80.00
-	0.098	2.50	-	0.709	18.00	-	1.693	43.00	3-3/16	3.188	80.96
7/64	0.109	2.78	23/32	0.719	18.26	1-23/32	1.719	43.66	-	3.189	81.00
-	0.118	3.00	-	0.728	18.50	-	1.732	44.00	-	3.228	82.00
1/8	0.125	3.18	47/64	0.734	18.65	1-3/4	1.750	44.50	3-1/4	3.250	82.55
-	0.138	3.50	-	0.748	19.00	-	1.772	45.00	-	3.268	83.00
9/64	0.141	3.57	3/4	0.750	19.05	1-25/32	1.781	45.24	-	3.307	84.00
5/32	0.156	3.97	49/64	0.766	19.45	-	1.811	46.00	3-5/16	3.312	84.14
-	0.158	4.00	25/32	0.781	19.84	1-13/16	1.813	46.04	-	3.346	85.00
11/64	0.172	4.37	-	0.787	20.00	1-27/32	1.844	46.83	3-3/8	3.375	85.73
-	0.177	34.50	51/64	0.797	20.24	-	1.850	47.00	-	3.386	86.00
3/16	0.188	4.76	13/16	0.813	20.64	1-7/8	1.875	47.63	-	3.425	87.00
-	0.197	5.00	-	0.827	21.00	-	1.890	48.00	3-7/16	3.438	87.31
13/64	0.203	5.16	53/64	0.828	21.03	1-29/32	1.906	48.42	-	3.465	88.00
-	0.217	5.50	27/32	0.844	21.43	-	1.929	49.00	3-1/2	3.500	88.90
7/32	0.219	5.56	55/64	0.859	21.83	1-15/16	1.938	49.21	-	3.504	89.00
15/64	0.234	5.40	-	0.866	22.00	-	1.970	50.00	-	3.543	90.00
-	0.236	6.00	7/8	0.875	22.23	1-31/32	1.970	50.01	3-9/16	3.562	90.49
1/4	0.250	6.35	57/64	0.891	22.62	2	2.000	50.80	-	3.583	91.00
-	0.256	6.50	-	0.906	23.00	-	2.008	51.00	-	3.622	92.00
17/64	0.266	6.75	29/32	0.906	23.02	-	2.047	52.00	3-5/8	3.625	92.08
-	0.276	7.00	59/64	0.922	23.42	2-1/16	2.062	52.39	-	3.661	93.00
9/32	0.281	7.14	15/16	0.938	23.81	-	2.087	53.00	3-11/16	3.688	93.66
-	0.295	7.50	-	0.945	24.00	2-1/8	2.125	53.98	-	3.701	94.00
19/64	0.297	7.54	61/64	0.953	24.21	-	2.126	54.00	-	3.740	95.00
5/16	0.313	7.94	31/32	0.969	24.61	-	2.165	55.00	3-3/4	3.750	95.25
-	0.315	8.00	-	0.984	25.00	2-3/16	2.188	55.56	-	3.780	96.00
21/64	0.328	8.33	1	1.000	25.40	-	2.205	56.00	3-13/16	3.813	96.84
-	0.335	8.50	-	1.024	26.00	-	2.244	57.00	-	3.819	97.00
11/32	0.344	8.73	1-1/32	1.031	26.19	2-1/4	2.250	57.15	-	3.858	98.00
-	0.354	9.00	1-1/16	1.062	26.99	-	2.284	58.00	3-7/8	3.875	98.43
23/64	0.359	9.13	-	1.063	27.00	2-5/16	2.312	58.74	-	3.898	99.00
-	0.374	9.50	1-3/32	1.094	27.78	-	2.323	59.00	-	3.937	100.00
3/8	0.375	9.53	-	1.102	28.00	-	2.362	60.00	3-15/16	3.938	100.01
25/64	0.391	9.92	1-1/8	1.125	28.58	2-3/8	2.375	60.33	-	3.976	101.00
-	0.394	10.00	-	1.148	29.00	-	2.402	61.00	4	4.000	101.60
13/32	0.406	10.32	1-5/32	1.156	29.37	2-7/16	2.438	61.91	4-1/16	4.062	103.19
0	0.413	10.50	-	1.181	30.00	-	2.441	62.00	4-1/8	4.125	104.78
27/64	0.422	10.72	1-3/16	1.188	30.16	-	2.480	63.00	-	4.134	105.00
-	0.433	11.00	1-7/32	1.219	30.96	2-1/2	2.500	63.50	4-3/16	4.188	106.36
7/16	0.438	11.11	-	1.221	31.00	-	2.520	64.00	4-1/4	4.250	107.95
29/64	0.453	11.51	1-1/4	1.250	31.75	-	2.559	65.00	4-5/16	4.312	109.54
15/32	0.469	11.91	-	1.260	32.00	2-9/16	2.562	63.09	-	4.331	110.00
-	0.472	12.00	1-9/32	1.281	32.54	-	2.598	66.00	4-3/8	4.375	111.13
31/64	0.484	12.30	-	1.299	33.00	2-5/8	2.625	66.68	4-7/16	4.438	112.71
-	0.492	12.50	1-5/16	1.312	33.34	-	2.638	67.00	4-1/2	4.500	114.30
1/2	0.500	12.70	-	1.339	34.00	-	2.677	68.00	-	4.528	115.00
-	0.512	13.00	1-11/32	1.344	34.13	2-11/16	2.688	68.26	4-9/16	4.562	115.89
33/64	0.516	13.10	1-3/8	1.375	34.93	-	2.717	69.00	4-5/8	4.625	117.48
17/32	0.531	13.50	-	1.378	35.00	2-3/4	2.750	69.85	-	4.724	120.00
35/64	0.547	13.90	1-13/32	1.406	35.72	-	2.756	70.00	4-3/4	4.750	120.65
-	0.551	14.00	-	1.417	36.00	-	2.795	71.00	4-7/8	4.875	123.83
9/16	0.563	14.29	1-7/16	1.438	36.51	2-13/16	2.813	71.44	-	4.921	125.00
-	0.571	14.50	-	1.457	37.00	-	2.835	72.00	5	5.000	127.00



Year	Make and Model	Diagram	Location	Standard	Performance
ALFA ROMEO: BERLINA, GIULIA, GIULIETTA, GT & SPIDER					
1994-68	1750 & 2000 Models All.	4	I, B	220-0410	—
1968-66	1600 Models w/938in. (23.8mm) OD Brg. w/945in. (24.0mm) OD Brg.	4 4	I, B I, B	220-0500 220-0410	215-0500 —
1965-54	1300 & 1600 Models All.	4	I, B	220-0500	215-0500
AMERICAN MOTORS: ALL MODELS					
1949-36	All. ▲ U-Bolt Kit 260-0121 - Fits {210-0153}	1	A, B	210-0153	215-0153
AMERICAN MOTORS: AMBASSADOR					
1974-67	All. ▲ U-Bolt Kit 260-0121 - Fits {210-0153}	1	A, B	210-0153	215-0153
1966-63	All.	8	A	210-2011	—
1962-60	w/ Auto. Trans.; w/ 1.016in. OD Brg. w/ Auto. Trans.; w/ 1.125in. OD Brg. w/ Manual Trans.	8 8 8	A A A	NA 210-2500 210-2500	— 215-2500 215-2500
1959-58	All.	8	A	210-2500	215-2500
AMERICAN MOTORS: AMERICAN, GREMLIN, HORNET & RAMBLER					
1978-76	4 & 6 Cyl. w/ Inside Lock Rings. w/ Outside Lock Rings. ▲ Clamp Kit 260-0266 - Fits {210-1306} ▲ U-Bolt Kit 260-0121 - Fits {210-0153}	1 1 1	A, B A, B	210-1306 210-0153	215-1306 215-0153
	8 Cyl. All. ▲ Clamp Kit 260-0266 - Fits {210-1306}	1	A, B	210-1306	215-1306
1975	6 Cyl. w/ 2-11/16in. Yokes. w/ 3-1/2in. Yokes. ▲ U-Bolt Kit 260-0121 - Fits {210-0153}	1 1	A, B A, B	210-0443 210-0153	215-0443 215-0153
	8 Cyl. w/ Inside Lock Rings. w/ Outside Lock Rings. ▲ Clamp Kit 260-0266 - Fits {210-1306} ▲ U-Bolt Kit 260-0121 - Fits {210-0153}	1 1 1	A, B A, B	210-1306 210-0153	215-1306 215-0153
1974-68	All. ▲ U-Bolt Kit 260-0121 - Fits {210-0153}	1	A, B	210-0153	215-0153
1967	w/ Auto. Trans. w/ Manual Trans.	1 1	A B	210-2011 210-2173	— —
1966-65	w/ 3.2L, 3.3L. w/ 3.8L or Larger.	1 1	A, B A	210-2173 210-0105	— —
1964	All.	1	B	210-2173	—
1963	6 Cyl., Exc. 3.8L. ▲ U-Bolt Kit 260-0105 - Fits {210-2011}	1	A, B	210-0105 210-2011	— —
1962-56	6 Cyl., w/ Auto. Trans. w/ Detroit 7140 Series. w/ Auto. Trans. w/ Mechanics 3RL Series. ▲ U-Bolt Kit 260-0105 - Fits {210-0105}	1 1 1	A, B A, B	210-1303 210-0105	— —
1955-51	6 Cyl., w/ Manual Trans. or O.D. w/ Spicer 1280 Series. ▲ U-Bolt Kit 260-0105 - Fits {210-0153}	1	A, B	210-0153	215-0153
	6 Cyl., w/ Manual Trans. or O.D. w/ Mechanics 3RL Series. ▲ U-Bolt Kit 260-0105 - Fits {210-0105}	1	A, B	210-0105	—
1950	6 Cyl., w/ Auto. Trans. All. ▲ U-Bolt Kit 260-0105 - Fits {210-0105}	1 1 1	A, B A, B	210-1303 210-0105	— —

PASSENGER CARS

UNIVERSAL JOINTS



PASSENGER CARS

Year	Make and Model	Diagram	Location	Standard	Performance
AMERICAN MOTORS: AMX, CLASSIC, CONCORD, JAVELIN, MARLIN, MATADOR, PACER, REBEL, SPIRIT					
1983	All.....	1	A, B	210-0153	215-0153
	▲ Clamp Kit 260-0443 - Fits {210-0153}.....				
1982-79	w/ 4 Outside Lock Rings Front and 2 Inside and 2 Outside Lock Rings Rear.....	1	A	210-0153	215-0153
	1	B	240-0353	215-0353
	w/ Inside Lock Rings.....	1	A, B	210-1306	215-1306
	▲ Clamp Kit 260-0266 - Fits {210-1306 & 240-0353}				
1978-76	4 & 6 Cyl.....				
	w/ Inside Lock Rings.....	1	A, B	210-1306	215-1306
	w/ Outside Lock Rings.....	1	A, B	210-0153	215-0153
	▲ Clamp Kit 260-0266 - Fits {210-1306}				
	▲ U-Bolt Kit 260-0121 - Fits {210-0153}				
	8 Cyl.....				
	All.....	1	A, B	210-1306	215-1306
	▲ Clamp Kit 260-0266 - Fits {210-1306}				
1975	w/ Inside Lock Rings.....	1	A, B	210-1306	215-1306
	w/ Outside Lock Rings.....	1	A, B	210-0153	215-0153
	▲ Clamp Kit 260-0266 - Fits {210-1306}				
	▲ U-Bolt Kit 260-0121 - Fits {210-0153}				
1974-67	All.....	1	A, B	210-0153	215-0153
	▲ U-Bolt Kit 260-0121 - Fits {210-0153}				
1966	All.....	8	A	210-2011	—
	▲ U-Bolt Kit 260-0105 - Fits {210-2011}				
1965-63	8 Cyl.....				
	All.....	8	A	210-2011	—
	▲ U-Bolt Kit 260-0105 - Fits {210-2011}				
1965	6 Cyl.....				
	w/ 3.3L.....	8	A	210-0105	—
	w/ 3.8L or w/ HD Chassis.....	8	A	210-2011	—
1964	6 Cyl.....				
	All.....	8	A	210-0105	—
1963	6 Cyl.....				
	All.....	8	A	220-0500	215-0500
AMERICAN MOTORS: EAGLE					
1988-82	Front Prop Shaft.....	9	C, D	210-0153	215-0153
	Rear Prop Shaft.....	9	A, B	210-0153	215-0153
	▲ Clamp Kit 260-0443 - Fits {210-0153}				
1981-80	Front Prop Shaft - 4 Cyl.....	9	C	NA	—
	4 Cyl.....	9	D	220-0500	215-0500
	Front Prop Shaft - 6 Cyl.....	9	C, D	210-0153	215-0153
	Rear Prop Shaft - w/ Inside Lock Rings.....	9	A, B	210-1306	215-1306
	w/ 4 Outside Lock Rings Front and 2 Inside and 2 Outside Lock Rings Rear.....	9	A	210-0153	215-0153
	Rear Prop Shaft - w/ 4 Outside Lock Rings Front and 2 Inside and 2 Outside Lock Rings Rear.....	9	B	240-0353	215-0353
	▲ Clamp Kit 260-0266 - Fits {210-1306 & 240-0353}				
	▲ Clamp Kit 260-0443 - Fits {210-0153}				
AMERICAN MOTORS: WASP					
1956	w/ Standard Trans. or O. D. Trans.....	1	A	220-0500	215-0500
	1	B	210-0105	—
	w/ Hydramatic Trans.....	1	A, B	210-0105	—
1955	w/ Standard Trans. or O. D. Trans.....	1	A, B	210-1303	—
	w/ Hydramatic Trans.....	1	A, B	210-0105	—
ASTON MARTIN: ALL MODELS					
1973-64	All.....	1	A, B	210-0153	215-0153
1963-46	All.....	1	A, B	220-1100	215-1100
ASTON MARTIN: COUPE, VOLANTE, LAGONDA					
1983-82	All.....	1	A, B	210-0153	215-0153

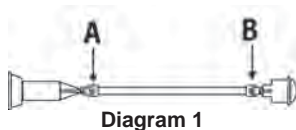


Diagram 1

Year	Make and Model	Diagram	Location	Standard	Performance
AUSTIN: 850					
1965-60	w/ Auto. Trans.	1	A, B	220-0500	215-0500
	w/ Manual Trans.....	1	A, B	NA	—
AUSTIN: AMERICA					
1972	w/ Auto. Trans.	1	A, B	220-0500	215-0500
	w/ Manual Trans.....	1	A, B	NA	—
1971-68	w/ Auto. Trans.	1	A, B	220-0500	215-0500
	w/ Manual Trans.....	1	A, B	NA	—
	Rear Half Shafts.			220-0500	215-0500
AUSTIN: COOPER					
1971-63	From Chassis #851100 on.....	1	A, B	220-0500	215-0500
	To Chassis #851099.....	1	A, B	NA	—
AUSTIN: HEALEY 100-6					
1960-56	All.	1	A, B	220-1100	215-1100
AUSTIN: HEALEY 3000					
1967-59	All.	1	A, B	220-1100	215-1100
AUSTIN: HEALEY SPRITE					
1970-62	All.	1	A, B	220-0500	215-0500
AUSTIN: MARINA					
1975-73	w/ Outside Lock Rings.....	1	A, B	220-0500	215-0500
AVANTI: ALL MODELS					
1990-84	All.	1	A, B	210-0153	215-0153
	▲ U-Bolt Kit 260-0121 - Fits {210-0153}				
1983-68	All.	1	A, B	210-0153	215-0153
BENTLEY: ALL MODELS					
1989-39	All.	1	A, B	210-0178	215-0178
BMW: 1500					
1981-62	All.	1	A, B	220-1660	—
BMW: 1600 & 1600-2					
1981-62	All.	1	A, B	220-1660	—
BMW: 1800 Series					
1981-63	All.	1	A, B	220-1660	—
BMW: 2.8L					
1976-69	All.	1	A, B	220-1670	—
BMW: 2000 Series					
1981-62	All.	1	A, B	220-1670	—
BMW: 2002 Series					
1981-62	Halfshaft.....			220-7410	—
BMW: 2500					
1976-69	All.	1	A, B	220-1670	—
BMW: 2800					
1976-69	All.	1	A, B	220-1670	—
BMW: 3.0L					
1976-69	All.	1	A, B	220-1670	—
BMW: 318 Series					
1997-77	All.	1	A, B	220-1670	—
BMW: 320i					
1997-82	All.	1	A, B	220-1670	—

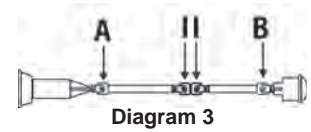
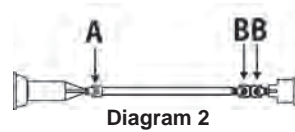
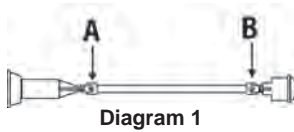
PASSENGER CARS



Diagram 1

PASSENGER CARS

Year	Make and Model	Diagram	Location	Standard	Performance
BMW: 320i (Cont.)					
1981-77	All.....	1	A, B	220-1670	—
	Halfshaft.....			220-7410	—
1976-62	Halfshaft.....			220-7410	—
BMW: 325 Series					
1997-85	All.....	1	A, B	220-1670	—
BMW: 525i					
1997-85	All.....	1	A, B	220-1670	—
BMW: 528 Series					
1986-75	All.....	1	A, B	220-1670	—
BMW: 530i					
1997-75	All.....	1	A, B	220-1670	—
BMW: 533i					
1986-75	All.....	1	A, B	220-1670	—
BMW: 535i					
1997-85	All.....	1	A, B	220-1670	—
BMW: 540i					
1997-85	All.....	1	A, B	220-1670	—
BMW: 630i					
1989-77	All.....	1	A, B	220-1670	—
BMW: 633 Series					
1989-77	All.....	1	A, B	220-1670	—
BMW: 635csi					
1989-77	All.....	1	A, B	220-1670	—
BMW: 733i					
1984-78	All.....	1	A, B	220-1670	—
BMW: 735 Series					
1997-85	All.....	1	A, B	220-1670	—
BMW: 740 Series					
1995-85	All.....	1	A, B	220-1670	—
BMW: 740i					
1997-96	All.....	1	A, B	220-1670	—
BMW: 750iL					
1997-88	All.....	1	A, B	220-7284	—
BMW: 840ci					
1997-91	All.....	1	A, B	220-1670	—
BMW: 850ci					
1997-91	All.....	1	A, B	220-1670	—
BMW: BAVARIA (Incl. CS, CSA, S, 2.8L, 3.0L, 3.0i)					
1976-69	All.....	1	A, B	220-1670	—
BMW: M3					
1997-85	All.....	1	A, B	220-1670	—
BMW: M5					
1997-85	All.....	1	A, B	220-1670	—
BMW: M6					
1989-77	All.....	1	A, B	220-1670	—

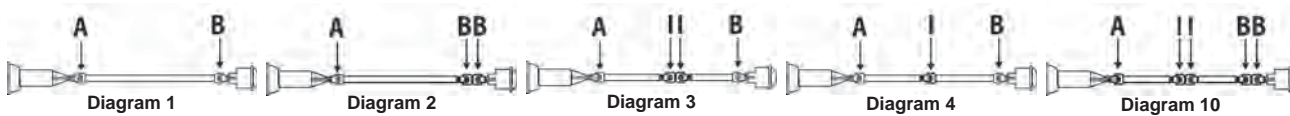


Year	Make and Model	Diagram	Location	Standard	Performance
BUICK: APOLLO					
1975-73	All. ▲ Clamp Kit 260-0153 - Fits {210-0153}	1	A, B	210-0153	215-0153
BUICK: CENTURION, INVICTA & WILDCAT					
1973	All. ▲ Ball Seat Kit 260-1200 ▲ Flange Yoke 260-0626 ▲ H Yoke 260-0646 ▲ Weld Yoke 260-0636	2	A, B, B	210-3105	215-3105
1972-71	All. ▲ Ball Seat Kit 260-1100	2	A, B, B	210-3105	215-3105
1970-68	All.	1	A, B	210-3105	215-3105
1967-66	All. ▲ Ball Seat Kit 260-1500	3 3	A, B I, I	210-3105 210-3008	215-3105 —
1965-63	All.	3 3	A, B I, I	210-3105 210-3008	215-3105 —
1962-61	w/ Inside Lock Rings. w/ Outside Lock Rings.	3 3 3	A, B I, I A, I, I	210-3105 210-3008 210-0213	215-3105 — 215-0354
		3	B	240-0231	215-4009**
BUICK: CENTURY					
1990-86	RWD Estate Wagon.	1	A, B	210-3105	215-3105
1981-73	All. ▲ Clamp Kit 260-4105 - Fits {210-3105}	1	A, B	210-3105	215-3105
BUICK: ELECTRA					
1985	RWD Estate Wagon. ▲ Clamp Kit 260-4105 - Fits {210-3105}	1	A, B	210-3105	215-3105
1984-82	w/ Inside Lock Rings. w/ Outside Lock Rings. ▲ Clamp Kit 260-4105 - Fits {210-3105}	1 1	A, B A, B	210-3105 210-0178	215-3105 215-0178
1981-73	w/ 2 Joint Shaft. w/ CV at Rear Axle. ▲ Ball Seat Kit 260-1200 ▲ Clamp Kit 260-4105 - Fits {210-3105} ▲ Flange Yoke 260-0626 ▲ H Yoke 260-0646 ▲ Weld Yoke 260-0636	1 2 2	A, B A B, B	210-3105 210-3105 210-3105	215-3105 215-3105 215-3105
1972-69	w/ 2 Joint Shaft. w/ CV at Rear Axle. ▲ Ball Seat Kit 260-1100	1 2	A, B A, B, B	210-3105 210-3105	215-3105 215-3105
1968-66	w/ 2 Joint Shaft. w/ CV at Support Bearing. ▲ Ball Seat Kit 260-1500	1 3 3	A, B A, B I, I	210-3105 210-3105 210-3008	215-3105 215-3105 —
1965-63	w/ 2 Joint Shaft. w/ CV at Support Bearing.	1 3 3	A, B A, B I, I	210-3105 210-3105 210-3008	215-3105 215-3105 —
1962-61	w/ Inside Lock Rings. w/ Outside Lock Rings.	3 3 3	A, B I, I A, I, I	210-3105 210-3008 210-0213	215-3105 — 215-0354
		3	B	240-0231	215-4009**
BUICK: LESABRE					
1990-86	RWD Estate Wagon All. ▲ Clamp Kit 260-4105 - Fits {210-3105}	1	A, B	210-3105	215-3105

PASSENGER CARS

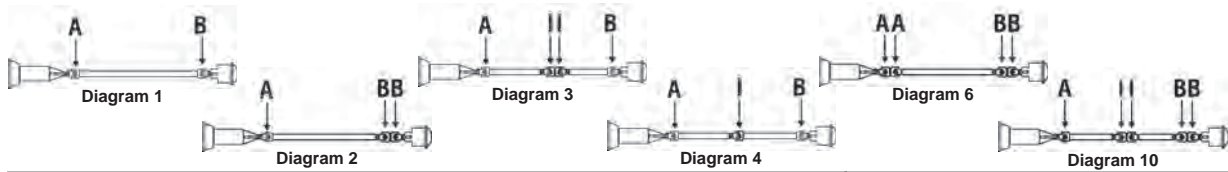
**Flush Type Grease Fitting in Bearing Cap

UNIVERSAL JOINTS



PASSENGER CARS

Year	Make and Model	Diagram	Location	Standard	Performance
BUICK: LESABRE (Cont.)					
1985-82	w/ Inside Lock Rings.	1	A, B	210-3105	215-3105
	w/ Outside Lock Rings.	1	A, B	210-0178	215-0178
	▲ Clamp Kit 260-4105 - Fits {210-3105}				
1981-73	w/ 2 Joint Shaft.	1	A, B	210-3105	215-3105
	w/ CV at Rear Axle.	2	A	210-3105	215-3105
	2	B, B	210-3105	215-3105
	▲ Ball Seat Kit 260-1200				
	▲ Clamp Kit 260-4105 - Fits {210-3105}				
	▲ Flange Yoke 260-0626				
	▲ H Yoke 260-0646				
	▲ Weld Yoke 260-0636				
1972-69	w/ 2 Joint Shaft.	1	A, B	210-3105	215-3105
	w/ CV at Rear Axle.	2	A, B, B	210-3105	215-3105
	▲ Ball Seat Kit 260-1100				
1968-66	w/ 2 Joint Shaft.	1	A, B	210-3105	215-3105
	w/ CV at Support Bearing.	3	A, B	210-3105	215-3105
	3	I, I	210-3008	—
	▲ Ball Seat Kit 260-1500				
1965-63	w/ 2 Joint Shaft.	1	A, B	210-3105	215-3105
	w/ CV at Support Bearing.	3	A, B	210-3105	215-3105
	3	I, I	210-3008	—
1962-61	w/ Inside Lock Rings.	3	A, B	210-3105	215-3105
	3	I, I	210-3008	—
	w/ Outside Lock Rings.	3	A, I, I	210-0213	215-0354
	3	B	240-0231	215-4009**
BUICK: REGAL					
1987-82	w/ Inside Lock Rings.	1	A, B	210-3105	215-3105
	w/ Outside Lock Rings.	1	A, B	210-0178	215-0178
	▲ Clamp Kit 260-4105 - Fits {210-3105}				
1981-73	All.	1	A, B	210-3105	215-3105
	▲ Clamp Kit 260-4105 - Fits {210-3105}				
BUICK: RIVIERA					
1978-77	All.	1	A, B	210-3105	215-3105
	▲ Clamp Kit 260-4105 - Fits {210-3105}				
1976-73	All.	2	A, B, B	210-3105	215-3105
	▲ Ball Seat Kit 260-1200				
	▲ Flange Yoke 260-0626				
	▲ H Yoke 260-0646				
1972-71	All.	2	A, B, B	210-3105	215-3105
	▲ Ball Seat Kit 260-1100				
1970-66	All.	10	A, I, I	210-3105	215-3105
	10	B, B	210-3105	215-3105
	▲ Ball Seat Kit 260-1500				
1965-64	All.	10	A	210-3105	215-3105
	10	I, I	210-3008	—
	10	B, B	210-3105	215-3105
1963	All.	4	A, I, B	210-3105	215-3105
BUICK: ROADMASTER					
1996-91	All.	1	A, B	210-3105	215-3105
	▲ Clamp Kit 260-4105 - Fits {210-3105}				
BUICK: SKYHAWK					
1980-75	All.	1	A, B	210-0153	215-0153
	▲ U-Bolt Kit 260-0121 - Fits {210-0153}				
BUICK: SKYLARK (Incl. Gran Sport, GSX & Sportwagon)					
1979-75	w/ Inside Lock Rings.	1	A, B	210-3105	215-3105
	▲ Clamp Kit 260-4105 - Fits {210-3105} w/ Outside Lock Rings.	1	A, B	210-0153	215-0153
	▲ Clamp Kit 260-0153 - Fits {210-0153}				

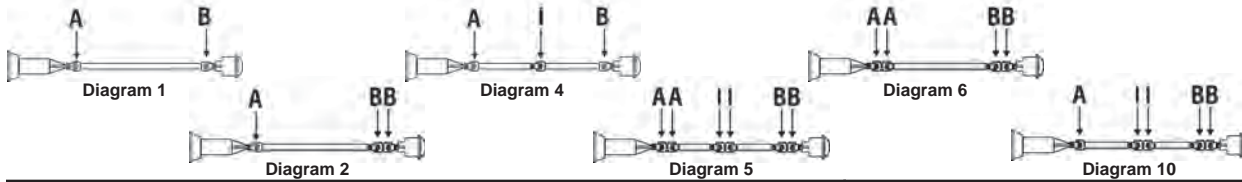


Year	Make and Model	Diagram	Location	Standard	Performance
BUICK: SKYLARK (Incl. Gran Sport, GSX & Sportwagon) (Cont.)					
1972-68	All.....	1	A, B	210-3105	215-3105
1967-66	w/ 3.7L, 4.9L.....	1	A, B	210-3105	215-3105
	w/ 5.6L.....	3	A, B	210-3105	215-3105
	▲ Ball Seat Kit 260-1500.....	3	I, I	210-3008	—
1965-64	All.....	1	A, B	210-3105	215-3105
BUICK: SPECIAL					
1969-68	All.....	1	A, B	210-3105	215-3105
1967-66	w/ 3.7L, 4.9L.....	1	A, B	210-3105	215-3105
	w/ 5.6L.....	3	A, B	210-3105	215-3105
	3	I, I	210-3008	—
	▲ Ball Seat Kit 260-1500.....				
1965-64	All.....	1	A, B	210-3105	215-3105
1963-61	All.....	3	A, B	210-2011	—
	3	I, I	210-2011	—
CADILLAC: CALAIS					
1976-73	All.....	6	A, A	210-3105	215-3105
	6	B, B	210-3105	215-3105
	▲ Ball Seat Kit 260-1200.....				
	▲ Flange Yoke 260-0626.....				
	▲ H Yoke 260-0646.....				
	▲ Weld Yoke 260-0636.....				
1972-68	All.....	6	A, A	210-3105	215-3105
	6	B, B	210-3105	215-3105
	▲ Ball Seat Kit 260-1100.....				
1967-65	All.....	10	A, I, I	210-3105	215-3105
	10	B, B	210-3105	215-3105
CADILLAC: DEVILLE (Incl. 60-S, 61 & 62 Series)					
1984-82	w/ Inside Lock Rings.....	1	A, B	210-3105	215-3105
	w/ Outside Lock Rings.....	1	A, B	210-0178	215-0178
	▲ Clamp Kit 260-4105 - Fits {210-3105}				
1981-73	All.....	6	A, A	210-3105	215-3105
	6	B, B	210-3105	215-3105
	▲ Ball Seat Kit 260-1200.....				
	▲ Flange Yoke 260-0626.....				
	▲ H Yoke 260-0646.....				
	▲ Weld Yoke 260-0636.....				
1972-68	All.....	6	A, A	210-3105	215-3105
	6	B, B	210-3105	215-3105
	▲ Ball Seat Kit 260-1100.....				
1967-63	All.....	10	A, I, I	210-3105	215-3105
	10	B, B	210-3105	215-3105
1962-58	w/ Inside Lock Rings.....	4	A, I, B	210-3105	215-3105
	w/ Outside Lock Rings.....	4	A, I	210-0213	215-0354
	4	B	240-0231	215-4009**
1957	All.....	4	A, I, B	210-3105	215-3105
1956-50	w/ 2 Joint Shaft.....	1	A	210-3105	215-3105
	1	B	230-3012	—
	w/ 3 Joint Shaft.....	4	A, I, B	230-3012	—
1949-46	w/ 2 Joint Shaft.....	1	A, B	230-3000	—
	w/ 3 Joint Shaft.....	4	A, I, B	230-3000	—
CADILLAC: ELDORADO & SEVILLE (Incl. COUPE SEVILLE)					
1979-75	Seville				
	All.....	2	A, B, B	210-3105	215-3105
	▲ Ball Seat Kit 260-1200.....				
	▲ Flange Yoke 260-0626.....				
	▲ H Yoke 260-0646.....				
	▲ Weld Yoke 260-0636.....				

PASSENGER CARS

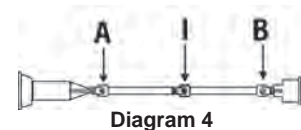
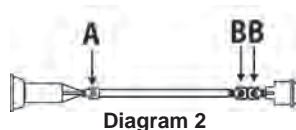
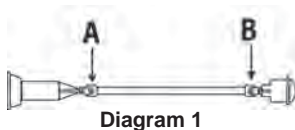
**Flush Type Grease Fitting in Bearing Cap

UNIVERSAL JOINTS



PASSENGER CARS

Year	Make and Model	Diagram	Location	Standard	Performance
CADILLAC: ELDORADO & SEVILLE (Incl. COUPE SEVILLE) (Cont.)					
1964-63	All.....	10	A, I, I	210-3105	215-3105
		10	B, B	210-3105	215-3105
1962-57	w/ Inside Lock Rings.....	4	A, I, B	210-3105	215-3105
	w/ Outside Lock Rings.....	4	A, I	210-0213	215-0354
		4	B	240-0231	215-4009**
1956-53	w/ 2 Joint Shaft.....	1	A	210-3105	215-3105
		1	B	230-3012	—
	w/ 3 Joint Shaft.....	4	A, I, B	230-3012	—
CADILLAC: FLEETWOOD (Incl. BROUGHAM, FLEETWOOD BROUGHAM, LIMOUSINE, 75 SERIES & COMMERCIAL CHASSIS)					
1996-91	Exc. Body Armor & HD Brakes				
	All.....	1	A, B	210-3105	215-3105
	▲ Clamp Kit 260-4105 - Fits {210-3105} w/ Body Armor or HD Brakes All.....	2	A, B, B	210-3105	215-3105
	▲ Ball Seat Kit 260-1200				
	▲ Flange Yoke 260-0626				
	▲ H Yoke 260-0646				
	▲ Weld Yoke 260-0636				
1990-85	All.....	1	A, B	210-3105	215-3105
	▲ Clamp Kit 260-4105 - Fits {210-3105}				
1986-82	Fleetwood Limo. & Commerical Chassis				
	All.....	6	A, A	210-3105	215-3105
		6	B, B	210-3105	215-3105
	▲ Ball Seat Kit 260-1200				
	▲ Flange Yoke 260-0626				
	▲ H Yoke 260-0646				
	▲ Weld Yoke 260-0636				
1981-73	Commerical Chassis & 75 Series				
	All.....	5	A, A, I	210-3105	215-3105
		5	I, B, B	210-3105	215-3105
	▲ Ball Seat Kit 260-1200				
	▲ Flange Yoke 260-0626				
	▲ H Yoke 260-0646				
	▲ Weld Yoke 260-0636				
	Exc. Commerical Chassis & 75 Series				
	All.....	6	A, A	210-3105	215-3105
		6	B, B	210-3105	215-3105
	▲ Ball Seat Kit 260-1200				
	▲ Flange Yoke 260-0626				
	▲ H Yoke 260-0646				
	▲ Weld Yoke 260-0636				
1972-68	Exc. Commerical Chassis & 75 Series				
	All.....	6	A, A	210-3105	215-3105
		6	B, B	210-3105	215-3105
	▲ Ball Seat Kit 260-1100				
1972-67	Commerical Chassis & 75 Series				
	All.....	5	A, A, I	210-3105	215-3105
		5	I, B, B	210-3105	215-3105
	▲ Ball Seat Kit 260-1100				
1967-63	Exc. Commerical Chassis & 75 Series				
	All.....	10	A, I, I	210-3105	215-3105
		10	B, B	210-3105	215-3105
	▲ Ball Seat Kit 260-1100				
1966-63	Commerical Chassis & 75 Series				
	All.....	4	A, I, B	210-3105	215-3105
1962-58	w/ Inside Lock Rings.....	4	A, I, B	210-3105	215-3105
		4	A, I	210-0213	215-0354
	w/ Outside Lock Rings.....	4	B	240-0231	215-4009**
1957	All.....	4	A, I, B	210-3105	215-3105
1956-50	w/ 2 Joint Shaft.....	1	A	210-3105	215-3105
		1	B	230-3012	—
	w/ 3 Joint Shaft.....	4	A, I, B	230-3012	—



Year	Make and Model	Diagram	Location	Standard	Performance
CADILLAC: FLEETWOOD (Incl. BROUGHAM, FLEETWOOD BROUGHAM, LIMOUSINE, 75 SERIES & COMMERCIAL CHASSIS) (Cont.)					
1949-46	w/ 2 Joint Shaft.....	1	A, B	230-3000	—
	w/ 3 Joint Shaft.....	4	A, I, B	230-3000	—
CHECKER: AEROBUS					
1975-65	Except some at location A.....	4	A, I, B	210-0153	215-0153
	Some.....	4	A	210-0134	215-0134
CHECKER: MARATHON & TAXI					
1977-74	All.....	1	A	210-0213	215-0354
	1	B	210-0153	215-0153
1973-72	All.....	1	A, B	210-0153	215-0153
1971-69	All.....	1	A, B	210-0213	215-0354
1968-62	All.....	1	A, B	210-0153	215-0153
CHEVROLET: BEL AIR, BISCAYNE, CAPRICE, DEL RAY, IMPALA, NOMAD, 150 & 210					
1996-85	All.....	1	A, B	210-3105	215-3105
	▲ Clamp Kit 260-4105 - Fits {210-3105}				
1984-82	w/ Inside Lock Rings.....	1	A, B	210-3105	215-3105
	w/ Outside Lock Rings.....	1	A, B	210-0178	215-0178
	▲ Clamp Kit 260-4105 - Fits {210-3105}				
1981-77	All.....	1	A, B	210-3105	215-3105
	▲ Clamp Kit 260-4105 - Fits {210-3105}				
1976	All.....	2	A, B, B	210-3105	215-3105
	▲ Ball Seat Kit 260-1200				
	▲ Flange Yoke 260-0626				
	▲ H Yoke 260-0646				
	▲ Weld Yoke 260-0636				
1975-74	Sedans				
	All.....	2	A, B, B	210-3105	215-3105
	▲ Ball Seat Kit 260-1200				
	▲ Flange Yoke 260-0626				
	▲ H Yoke 260-0646				
	▲ Weld Yoke 260-0636 Station Wagons w/ Inside Lock Rings.....	1	A, B	210-3105	215-3105
	w/ Outside Lock Rings.....	1	A, B	210-0153	215-0153
	▲ Clamp Kit 260-4105 - Fits {210-3105}				
	▲ U-Bolt Kit 260-0121 - Fits {210-0153}				
1973	Sedans				
	All.....	2	A	210-3105	215-3105
	w/ 2.563in. Yokes.....	2	B, B	210-3105	215-3105
	Rear Joints for Unmachined Yokes.....			NA	—
	▲ Ball Seat Kit 260-1200				
	▲ Flange Yoke 260-0626				
	▲ H Yoke 260-0646				
	▲ Weld Yoke 260-0636 Station Wagons w/ Inside Lock Rings.....	1	A, B	210-3105	215-3105
	w/ Outside Lock Rings.....	1	A, B	210-0153	215-0153
	▲ Clamp Kit 260-4105 - Fits {210-3105}				
	▲ U-Bolt Kit 260-0121 - Fits {210-0153}				
1972-71	Sedans				
	All.....	2	A	210-3105	215-3105
	w/ 2.563in. Yokes.....	2	B, B	210-3105	215-3105
	Rear Joints for Unmachined Yokes.....			NA	—
	▲ Ball Seat Kit 260-1100				
1972-71	Station Wagons				
	w/ Inside Lock Rings.....	1	A, B	210-3105	215-3105
	w/ Outside Lock Rings.....	1	A, B	210-0153	215-0153
	▲ Clamp Kit 260-4105 - Fits {210-3105}				
	▲ U-Bolt Kit 260-0121 - Fits {210-0153}				

PASSENGER CARS

UNIVERSAL JOINTS



Diagram 1

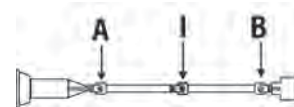
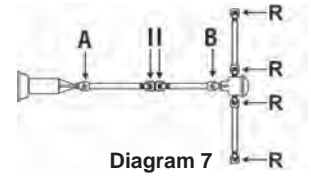
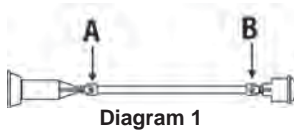


Diagram 4

PASSENGER CARS

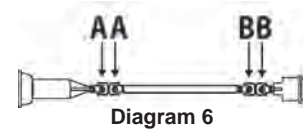
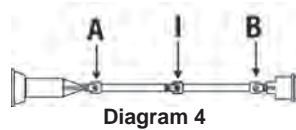
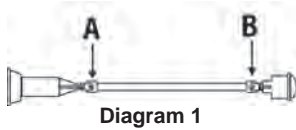
Year	Make and Model	Diagram	Location	Standard	Performance
CHEVROLET: BEL AIR, BISCAYNE, CAPRICE, DEL RAY, IMPALA, NOMAD, 150 & 210 (Cont.)					
1970-66	Exc. Turbo Hydra-matic Auto. Trans.	1	A, B	210-0153	215-0153
	w/ Turbo Hydra-matic Auto. Trans.	1	A	210-3105	215-3105
	1	B	240-0231	215-4009**
	▲ U-Bolt Kit 260-0121 - Fits {210-0153}				
1965	All.	1	A, B	210-0153	215-0153
	▲ U-Bolt Kit 260-0121 - Fits {210-0153}				
1964-58	All.	4	A, I, B	210-0153	215-0153
	▲ U-Bolt Kit 260-0121 - Fits {210-0153}				
1957-55	All.	1	A, B	210-0153	215-0153
	▲ U-Bolt Kit 260-0121 - Fits {210-0153}				
1954-49	w/ Powerglide.....	1	A	270-2912	—
	w/o Powerglide.....	1	A	270-2911	—
1948-40	All.	1	A	270-2910	—
1939-37	All.	1	A	270-2211	—
CHEVROLET: CAMARO					
2002-93	Exc. Z28				
	All.	4	A, B	210-3105	215-3105
	▲ Clamp Kit 260-4105 - Fits {210-3105}				
	Z28				
	All.	1	A, B	210-3105	215-3105
	▲ Clamp Kit 260-4105 - Fits {210-3105}				
1992-88	w/ Aluminum Driveshaft.	1	A	210-0153	215-0153
	1	B	240-0356	215-0356
	w/ Steel Driveshaft.	1	A, B	210-3105	215-3105
	▲ Clamp Kit 260-4105 - Fits {240-0356 & 210-3105}				
1987-85	All.	1	A, B	210-3105	215-3105
	▲ Clamp Kit 260-4105 - Fits {210-3105}				
1984-82	w/ Inside Lock Rings.	1	A, B	210-3105	215-3105
	w/ Outside Lock Rings.	1	A, B	210-0178	215-0178
	▲ Clamp Kit 260-4105 - Fits {210-3105}				
1981-76	All.	1	A, B	210-3105	215-3105
	▲ Clamp Kit 260-4105 - Fits {210-3105}				
1975-69	All.	1	A, B	210-0153	215-0153
1968-67	Exc. Turbo Hydra-matic Auto. Trans.	1	A, B	210-0153	215-0153
	w/ Turbo Hydra-matic Auto. Trans.	1	A	210-3105	215-3105
	1	B	240-0231	215-4009**
	▲ U-Bolt Kit 260-0121 - Fits {210-0153}				
CHEVROLET: CHEVELLE, LAGUNA, MALIBU & MONTE CARLO (Incl. EL CAMINO)					
1989-85	All.	1	A, B	210-3105	215-3105
	▲ Clamp Kit 260-4105 - Fits {210-3105}				
1984-82	w/ Inside Lock Rings.	1	A, B	210-3105	215-3105
	w/ Outside Lock Rings.	1	A, B	210-0178	215-0178
	▲ Clamp Kit 260-4105 - Fits {210-3105}				
1981-73	All.	1	A, B	210-3105	215-3105
	▲ Clamp Kit 260-4105 - Fits {210-3105}				
1972-71	Exc. 7.4L.	1	A, B	210-0153	215-0153
	w/ 7.4L.	1	A	210-3105	215-3105
	1	B	240-0231	215-4009**
	▲ U-Bolt Kit 260-0121 - Fits {210-0153}				
1970-66	Exc. Turbo Hydra-matic Auto. Trans.	1	A, B	210-0153	215-0153
	w/ Turbo Hydra-matic Auto. Trans.	1	A	210-3105	215-3105
	1	B	240-0231	215-4009**
	▲ U-Bolt Kit 260-0121 - Fits {210-0153}				
1965-64	All.	1	A, B	210-0153	215-0153
	▲ U-Bolt Kit 260-0121 - Fits {210-0153}				



Year	Make and Model	Diagram	Location	Standard	Performance
CHEVROLET: CHEVETTE					
1987-76	All. ▲ Clamp Kit 260-0153 - Fits {210-0350}	1	A, B	210-0350	215-1200
CHEVROLET: CHEVY II					
1968-62	All. ▲ U-Bolt Kit 260-0121 - Fits {210-0153}	1	A, B	210-0153	215-0153
CHEVROLET: CORVAIR					
1969-60	Rear Half Shafts.....	7	R, R, R, R	210-0153	215-0153
CHEVROLET: CORVETTE					
1996-84	All.	7	A, B	210-0153	215-0153
		7	R, R, R, R	210-0447	215-0447
1982-80	w/ Auto. Trans.	7	A, B	210-0213	215-0354
		7	R, R, R, R	210-0213	215-0354
	w/ Manual Trans.....	7	A, B	210-0153	215-0153
		7	R, R, R, R	210-0447	215-0447
1979-71	All.	7	A, B	210-0213	215-0354
		7	R, R, R, R	210-0447	215-0447
1970-68	w/ Auto. Trans.	7	A, B	210-0213	215-0354
		7	R, R, R, R	210-0447	215-0447
	w/ Manual Trans.	7	A, B	210-0153	215-0153
		7	R, R, R, R	210-0447	215-0447
	▲ U-Bolt Kit 260-0121 - Fits {210-0213 & 210-0153}				
1967-63	All.	7	A, B	210-0153	215-0153
		7	R, R, R, R	210-0447	215-0447
	▲ U-Bolt Kit 260-0121 - Fits {210-0153}				
1962-53	All.	1	A, B	210-0153	215-0153
	▲ U-Bolt Kit 260-0121 - Fits {210-0153}				
CHEVROLET: MONZA					
1980-75	All. ▲ U-Bolt Kit 260-0121 - Fits {210-0153}	1	A, B	210-0153	215-0153
CHEVROLET: NOVA (Incl. CHEVY II NOVA)					
1979-73	All. ▲ Clamp Kit 260-0153 - Fits {210-0153}	1	A, B	210-0153	215-0153
1972-62	All. ▲ U-Bolt Kit 260-0121 - Fits {210-0153}	1	A, B	210-0153	215-0153
CHEVROLET: VEGA					
1977-71	All. ▲ U-Bolt Kit 260-0121 - Fits {210-0153}	1	A, B	210-0153	215-0153
CHRYSLER: CONQUEST, CORDOBA, FIFTH AVENUE, IMPERIAL, LE BARON, NEWPORT, NEW YORKER, SARATOGA, WINDSOR, 300 & STATION WAGONS					
1989-87	Conquest				
	All.	1	A, B	220-0088	215-0088
	Exc. Conquest				
	All.	1	A, B	211-1306	215-1307
	▲ Clamp Kit 260-0266 - Fits {211-1306}				
1986-79	All.	1	A, B	210-1306	215-1306
	▲ Clamp Kit 260-0266 - Fits {210-1306}				
1978-68	Exc. Imperial				
	w/ 2-1/8in. Yokes.	1	A, B	210-1306	215-1306
	w/ 2-5/8in. Yokes.	1	A, B	210-1309	215-1309
	Some Models Use.	1	A	210-1306	215-1306
		1	B	210-1309	215-1309
	▲ Clamp Kit 260-0266 - Fits {210-1306}				
1975-74	Imperial				
	All.	1	A, B	210-1309	215-1309

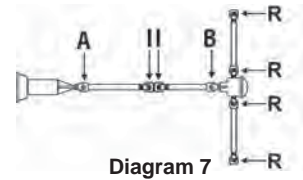
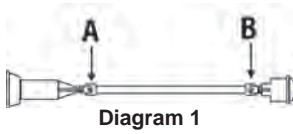
PASSENGER CARS

UNIVERSAL JOINTS



PASSENGER CARS

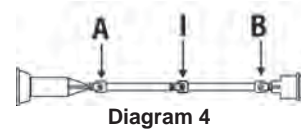
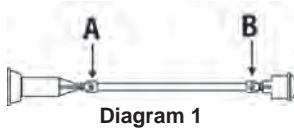
Year	Make and Model	Diagram	Location	Standard	Performance
CHRYSLER: CONQUEST, CORDOBA, FIFTH AVENUE, IMPERIAL, LE BARON, NEWPORT, NEW YORKER, SARATOGA, WINDSOR, 300 & STATION WAGONS (Cont.)					
1973-70	Imperial				
	w/ Inside Lock Rings.	1	A, B	210-1309	215-1309
	w/ Outside Lock Rings.	6	A, A	210-0213	215-0354
	6	B, B	210-0213	215-0354
	▲ Centering Yoke 261-0615				
1969-68	Imperial				
	All.	1	A, B	210-0213	215-0354
1967	Exc. Imperial				
	w/ Inside Lock Rings.	1	A, B	210-1306	215-1306
	w/ Outside Lock Rings.	1	A, B	210-0213	215-0354
	Imperial				
	All.	1	A, B	210-0213	215-0354
1966-65	Exc. Imperial & New Yorker				
	w/ Inside Lock Rings.	1	A, B	210-1306	215-1306
	w/ Outside Lock Rings.	1	A, B	210-0213	215-0354
	Imperial				
	All.	1	A, B	210-0213	215-0354
	New Yorker				
	All.	1	A	210-0213	215-0354
	1	B	210-1306	215-1306
1964-60	Imperial				
	All.	1	A, B	210-1306	215-1306
1964-58	Exc. Imperial				
	All.	1	A	NA	—
	1	B	210-1306	215-1306
1959	Imperial				
	w/ 2 Joint Shaft.	1	A, B	210-1306	215-1306
	w/ 3 Joint Shaft.	4	A	NA	—
	4	I, B	210-1306	215-1306
1958	Imperial				
	All.	4	A	NA	—
	4	I, B	210-1306	215-1306
CHRYSLER: CRICKET					
1973-71	All.	1	A, B	220-0500	215-0500
DESOTO: ALL MODELS					
1961-57	All.	1	A	210-1404	—
	1	B	210-1306	215-1306
	Kit w/o body.			210-1405	—
	▲ Clamp Kit 260-0266 - Fits {210-1306}				
DODGE: ASPEN, DART, DIPLOMAT, MIRADA & ST. REGIS					
1989-86	All.	1	A, B	211-1306	215-1307
	▲ Clamp Kit 260-0266 - Fits {211-1306}				
1985-70	All.	1	A, B	210-1306	215-1306
	▲ Clamp Kit 260-0266 - Fits {210-1306}				
1969-68	w/ 2-1/8in. Yokes.	1	A, B	210-1306	215-1306
	w/ 2-5/8in. Yokes.	1	A, B	210-1309	215-1309
	▲ Clamp Kit 260-0266 - Fits {210-1306}				
1967-66	All.	1	A, B	210-1306	215-1306
	▲ Clamp Kit 260-0266 - Fits {210-1306}				
1965-60	All.	1	A	NA	—
	1	B	210-1306	215-1306
DODGE: CHALLENGER & CONQUEST					
1986-84	All.	1	A, B	220-0088	215-0088
1983-81	w/ Auto. Trans.	4	A, I, B	220-0081	215-0081
	w/ Manual Trans.	4	A, I, B	220-0088	215-0088



Year	Make and Model	Diagram	Location	Standard	Performance
DODGE: CHALLENGER & CONQUEST (cont)					
1980-78	All.....	1	A, B	220-0081	215-0081
1974-72	All.....	1	A, B	210-1306	215-1306
	▲ Clamp Kit 260-0266 - Fits {210-1306}				
1971-70	w/ 2-1/8in. Yokes.....	1	A, B	210-1306	215-1306
	w/ 2-5/8in. Yokes.....	1	A, B	210-1309	215-1309
	Some Models Use.....	1	A	210-1306	215-1306
	1	B	210-1309	215-1309
	▲ Clamp Kit 260-0266 - Fits {210-1306}				
DODGE: CHARGER, CORONET, CUSTOM, MAGNUM, MEADOWBROOK, POLARA & 880					
1979	All.....	1	A, B	210-1306	215-1306
	▲ Clamp Kit 260-0266 - Fits {210-1306}				
1978-68	w/ 2-1/8in. Yokes.....	1	A, B	210-1306	215-1306
	w/ 2-5/8in. Yokes.....	1	A, B	210-1309	215-1309
	Some Models Use.....	1	A	210-1306	215-1306
	1	B	210-1309	215-1309
	▲ Clamp Kit 260-0266 - Fits {210-1306}				
1967-66	w/ 3.7L 6 Cyl. 4.5L, 5.2L or 6.3L V-8.....	1	A, B	210-1306	215-1306
	w/ 7.0L or 7.2L V-8 w/ Inside Lock Rings.....	1	A, B	210-1309	215-1309
	w/ 7.0L or 7.2L V-8 w/ Outside Lock Rings.....	1	A, B	210-0213	215-0354
1965	w/ 5.2L, 5.9L, 6.3L or 7.0L w/ Auto Trans.....	1	A, B	210-1306	215-1306
	w/ 5.2L, 5.9L, 6.3L or 7.0L w/ Man. Trans.....	1	A	NA	—
	1	B	210-1306	215-1306
	w/ 3.7L 6 cyl. or 4.5L Exc. Below.....	1	A	NA	—
	1	B	210-1306	215-1306
	Taxi or Police w/ 3.7L 6 Cyl. or 4.5L V-8 and Auto. Trans.....	1	A, B	210-1306	215-1306
1964-58	All.....	1	A	NA	—
	1	B	210-1306	215-1306
1960-57	w/ Powerflight or Manual Trans.....	1	A	210-1406	—
	1	B	210-1304	—
	Kit w/o body, w/ Powerflight or Manual Trans.....			210-1405	—
DODGE: COLT					
1980	Station Wagon.....	1	A, B	220-0088	215-0088
1979-78	Sedan.....	1	A, B	220-0081	215-0081
	Station Wagon.....	1	A, B	220-0088	215-0088
1977-71	All.....	1	A, B	220-0081	215-0081
DODGE: MONACO, ROYAL MONACO					
1978-68	w/ 2-1/8in. Yokes.....	1	A, B	210-1306	215-1306
	w/ 2-5/8in. Yokes.....	1	A, B	210-1309	215-1309
	Some Models Use.....	1	A	210-1306	215-1306
	1	B	210-1309	215-1309
	▲ Clamp Kit 260-0266 - Fits {210-1306}				
1967-66	w/ 6.3L V-8.....	1	A, B	210-1306	215-1306
	w/ 7.2L V-8 w/ Inside Lock Rings.....	1	A, B	210-1309	215-1309
	w/ 7.2L V-8 w/ Outside Lock Rings.....	1	A, B	210-0213	215-0354
1965	w/ Auto. Trans.....	1	A, B	210-1306	215-1306
	w/ Manual Trans.....			NA	—
DODGE: VIPER					
2002-92	All Models.....	1	A, B	210-0447	215-0447
	Rear Axle Joints.....	7	R, R	210-0447	215-0447
	7	R, R	210-0447	215-0447
EDSEL					
1960-58	All.....	1	A, B	210-0153	215-0153
	▲ U-Bolt Kit 260-0121 - Fits {210-0153}				

PASSENGER CARS

UNIVERSAL JOINTS



PASSENGER CARS

Year	Make and Model	Diagram	Location	Standard	Performance
FERRARI: ALL MODELS					
1984	O- 3.875in. / 3-7/8in.			210-0178	215-0178
	O- 74.61mm.			220-1100	215-1100
	Halfshaft - O- 4-7/16in.			210-0160	215-0160
1984-73	Center - O- 74.61mm.			220-1100	215-1100
	Halfshaft - O- 4-7/16in.			210-0160	215-0160
1972-68	Center - O- 74.61mm.			220-1100	215-1100
	O- 3.875in. / 3-7/8in.			210-0178	215-0178
	Halfshaft - O- 4-7/16in.			210-0160	215-0160
1967-65	Center - O- 74.61mm.			220-1100	215-1100
	Halfshaft - O- 4-7/16in.			210-0160	215-0160
FIAT: 124, 124 SPIDER, 131 & BRAVA					
1983-66	All.	4	I, B	220-0500	215-0500
FIAT: 1100					
1965-58	From Engine #526004.	1	A, B	220-0500	215-0500
	To Engine #526003.	1	A, B	220-1100	215-1100
FORD: COBRA, COUNTRY SEDAN & SQUIRE, CRESTLINE, CROWN VICTORIA, CUSTOM, CUSTOMLINE, DE LUXE, ELITE, FAIRLANE, GALAXIE, GRAN TORINO, LTD, MAINLINE, RANCHERO, SPECIAL, TORINO & XL					
2006-03	All Models (With Aluminum Shaft).	1	A, B	210-0178	215-0178
2006-03	All Models (With Steel Shaft).	1	A, B	210-0213	215-1203
2004-95	All Models.	1	A, B	210-0213	215-1203
1994-79	Exc. Towing Option or Police Car.	1	A, B	210-0153	215-0153
	w/ Towing Option or Police Car.	1	A, B	210-0213	215-0354
1978-75	w/ 5.0L V-8 (1978).	1	A	210-0153	215-0153
	1	B	210-1201	215-1201
	w/ 5.8L V-8 and 3-1/2in. Yokes.	1	A	210-0153	215-0153
	1	B	210-1201	215-1201
	w/ 5.8L V-8 and 3-7/8in. Yokes.	1	A	210-0213	215-0354
	1	B	210-1204	215-1204
	w/ 6.6L or 7.5L V-8.	1	A	210-0213	215-0354
	1	B	210-1204	215-1204
	▲ U-Bolt Kit 260-1204 - Fits {210-1201, 210-1204}				
1974-66	w/ 3-1/2in. Yokes.	1	A	210-0153	215-0153
	1	B	210-1201	215-1201
	w/ 3-7/8in. Yokes.	1	A	210-0213	215-0354
	1	B	210-1204	215-1204
	▲ U-Bolt Kit 260-1204 - Fits {210-1201, 210-1204}				
1965-63	w/ 2.8L, 3.3L, 3.7L or 3.9L 6 Cyl.	1	A	210-1200	215-1200
	1	B	210-1201	215-1201
	w/ 3.6L, 4.3L, 4.7L or 5.8L V-8.	1	A	210-1200	215-1200
	1	B	210-1201	215-1201
	w/ 6.4L, 6.7L or 7.0L V-8 (From 6/63).	1	A	210-1203	215-1203
	1	B	210-1204	215-1204
	w/ 6.4L, 6.7L or 7.0L V-8 (Thru 5/63).	1	A	210-1200	215-1200
	1	B	210-1201	215-1201
	▲ U-Bolt Kit 260-1204 - Fits {210-1201, 210-1204}				
1962-61	All.	1	A	210-1200	215-1200
	1	B	210-1201	215-1201
	▲ U-Bolt Kit 260-1204 - Fits {210-1201}				
1960-59	w/ Inside Lock Rings.	1	A	210-2011	—
	1	B	210-2140	—
	w/ Outside Lock Rings.	1	A, B	210-0153	215-0153
1958-56	w/ Inside Lock Rings.	1	A	210-2011	—
	1	B	210-2031	—
	w/ Outside Lock Rings.	1	A, B	210-0153	215-0153
1955-49	All.	1	A	210-2011	—
	1	B	210-2031	—

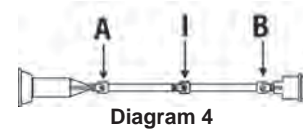
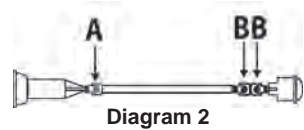
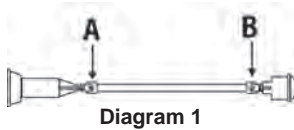


Diagram 1

Year	Make and Model	Diagram	Location	Standard	Performance
FORD: FAIRMONT, FAIRMONT FUTURA & MAVERICK					
1983-79	All.	1	A, B	210-0153	215-0153
1978-70	All.	1	A	210-0153	215-0153
	1	B	210-1201	215-1201
	▲ U-Bolt Kit 260-1204 - Fits {210-1201}				
FORD: FALCON & FALCON FUTURA					
1970-69	All.	1	A	210-0153	215-0153
	1	B	210-1201	215-1201
	▲ U-Bolt Kit 260-1204 - Fits {210-1201}				
1968-65	w/ 2.8L, 6 Cyl. or 3.8L 6 Cyl. w/ 3 Speed Man. Trans.	1	A, B	210-0105	—
	Other w/ Inside Lock Rings.	1	A	210-2011	—
	1	B	210-2173	—
	Other w/ Outside Lock Rings.	1	A	210-0153	215-0153
	1	B	210-1201	215-1201
	▲ U-Bolt Kit 260-1204 - Fits {210-1201, 210-2173}				
1964-63	w/ 6 Cyl.	1	A, B	210-0105	—
	w/ V-8 Eng.	1	A	210-0153	215-0153
	1	B	210-1201	215-1201
	▲ U-Bolt Kit 260-1204 - Fits {210-1201}				
1962-60	All.	1	A, B	210-0105	—
FORD: GRANADA					
1982-81	All.	1	A, B	210-0153	215-0153
1980-78	All.	1	A	210-0153	215-0153
	1	B	210-1201	215-1201
	▲ U-Bolt Kit 260-1204 - Fits {210-1201}				
1977-75	w/ 3-1/2in. Yokes.	1	A	210-0153	215-0153
	1	B	210-1201	215-1201
	w/ 3-7/8in. Yokes.	1	A	210-0213	215-0354
	1	B	210-1204	215-1204
	▲ U-Bolt Kit 260-1204 - Fits {210-1201, 210-1204}				
FORD: LTD II					
1979	w/ S Stamped on Slip Yoke.	1	A	210-3105	215-3105
	1	B	240-0362	—
	w/o S Stamped on Slip Yoke.	1	A	210-0213	215-0354
	1	B	210-1204	215-1204
	▲ U-Bolt Kit 260-1204 - Fits {240-0362, 210-1204}				
1978-77	All.	1	A	210-0213	215-0354
	1	B	210-1204	215-1204
	▲ U-Bolt Kit 260-1204 - Fits {210-1204}				
FORD: MUSTANG, MUSTANG II					
2004-01	All Models (Except Cobra).	1	A, B	210-0213	215-1203
	Cobra.	1	A, B	210-0178	215-0178
2000-96	All.	1	A, B	210-0213	215-0354
1995-94	V-6				
	All.	1	A, B	210-0153	215-0153
	V-8				
	All.	1	A, B	210-0213	215-0354
1993	4 Cyl.				
	All.	1	A, B	210-0153	215-0153
	V-8				
	w/ Auto. Trans.	1	A, B	210-0153	215-0153
	w/ Manual Trans.	1	A, B	210-0213	215-0354
1992-87	4 Cyl.				
	w/ Auto. Trans.	1	A, B	210-0153	215-0153
	w/ Manual Trans. and 3-1/2in. Yokes.	1	A, B	210-0153	215-0153
	w/ Manual Trans. and 3-7/8in. Yokes.	1	A, B	210-0213	215-0354
	V-8				
	w/ Auto. Trans.	1	A, B	210-0153	215-0153
	w/ Manual Trans.	1	A, B	210-0213	215-0354

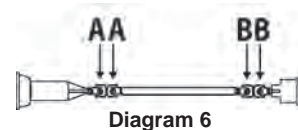
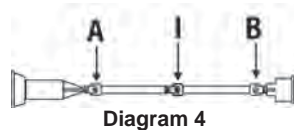
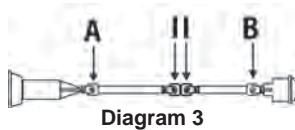
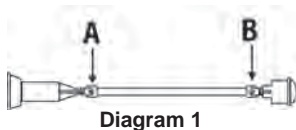
PASSENGER CARS

UNIVERSAL JOINTS



PASSENGER CARS

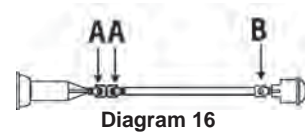
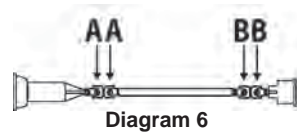
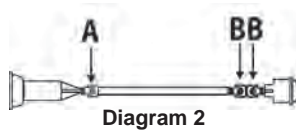
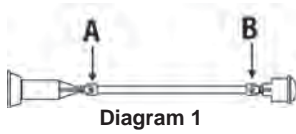
Year	Make and Model	Diagram	Location	Standard	Performance
FORD: MUSTANG, MUSTANG II (Cont.)					
1986-79	All.....	1	A, B	210-0153	215-0153
1978-74	All.....	1	A	210-0153	215-0153
		1	B	210-1201	215-1201
	▲ U-Bolt Kit 260-1204 - Fits {210-1201}				
1973-70	w/ 3-1/2in. Yokes.....	1	A	210-0153	215-0153
		1	B	210-1201	215-1201
	w/ 3-7/8in. Yokes.....	1	A	210-0213	215-0354
		1	B	210-1204	215-1204
	▲ U-Bolt Kit 260-1204 - Fits {210-1201, 210-1204}				
1969-68	w/ 3.3L 6 Cyl. and 3 Speed Manual Trans.....	1	A, B	210-0105	—
	w/ 3.3L 6 Cyl. and 4 Speed Man. or Auto Trans or 4.1L 6 Cyl. or 4.7L, 5.0L or 5.8L V-8 w/ any Trans.....	1	A	210-0153	215-0153
		1	B	210-1201	215-1201
	w/ 6.4L, 7.0L V-8.....	1	A	210-0213	215-0354
		1	B	210-1204	215-1204
	▲ U-Bolt Kit 260-1204 - Fits {210-1201, 210-1204}				
1967	w/ 3.3L 6 Cyl. and Auto. Trans. or 4.7L V-8.....	1	A	210-0153	215-0153
		1	B	210-1201	215-1201
	w/ 3.3L 6 Cyl. w/ Manual Trans.....	1	A, B	210-0105	—
	w/ 6.4L V-8.....	1	A	210-0213	215-0354
		1	B	210-1204	215-1204
	▲ U-Bolt Kit 260-1204 - Fits {210-1201, 210-1204}				
1966-64	w/ 2.8L, 3.3L 6 Cyl. w/ Manual Trans.....	1	A, B	210-0105	—
	w/ 3.3L 6 Cyl. w/ Auto. Trans. or 4.3L or 4.7L V-8 and Inside Lock Rings.....	1	A	210-2011	—
		1	B	210-2173	—
	w/ 3.3L 6 Cyl. w/ Auto. Trans. or 4.3L or 4.7L V-8 and Outside Lock Rings.....	1	A	210-0153	215-0153
		1	B	210-1201	215-1201
	▲ U-Bolt Kit 260-1204 - Fits {210-1201, 210-2173}				
FORD: PINTO					
1980	All.....	1	A, B	210-0153	215-0153
1979-71	All.....	1	A	210-0153	215-0153
		1	B	210-1201	215-1201
	▲ U-Bolt Kit 260-1204 - Fits {210-1201}				
FORD: TEMPO (AWD)					
1991-87	Prop Shaft.....	4	A, I, B	210-0443	215-0443
	Rear Half Shafts.....			214-0443	—
	▲ Clamp Kit 260-0443 - Fits {210-0443}				
FORD: THUNDERBIRD					
1997-94	All.....	1	A, B	210-0213	215-0354
1993-91	Exc. V-8 or Super Coupe.....	1	A, B	210-0153	215-0153
	w/ V-8 or Super Coupe.....	1	A, B	210-0213	215-0354
1990	Exc. Super Coupe.....	1	A, B	210-0153	215-0153
	Super Coupe.....	1	A, B	210-0213	215-0354
1989	Exc. ABS & Super Coupe.....	1	A, B	210-0153	215-0153
	w/ ABS or Super Coupe.....	1	A, B	210-0213	215-0354
1988-87	Exc. Turbo Coupe w/ 5 Speed Manual Trans.....	1	A, B	210-0153	215-0153
	Turbo Coupe; w/ 5 Speed Manual Trans.....	1	A, B	210-0213	215-0354
1986-83	All.....	1	A, B	210-0153	215-0153
1982-80	All.....	2	A	210-0153	215-0153
		2	B, B	210-0278	215-0278
	▲ Flange Yoke 260-0627				
	▲ H Yoke 260-0647				
	▲ Replacement Ball Kit 261-0612				
1979	w/ S Stamped on Slip Yoke.....	1	A	210-3105	215-3105
		1	B	240-0362	—
	w/o S Stamped on Slip Yoke.....	1	A	210-0213	215-0354
		1	B	210-1204	215-1204
	▲ U-Bolt Kit 260-1204 - Fits {240-0362, 210-1204}				



Year	Make and Model	Diagram	Location	Standard	Performance
FORD: THUNDERBIRD (Cont.)					
1978-77	All.....	1	A	210-0213	215-0354
	1	B	210-1204	215-1204
	▲ U-Bolt Kit 260-1204 - Fits {210-1204}				
1976-73	All.....	1	A, B	210-0213	215-0354
1972	All.....	1	A	210-0213	215-0354
	1	B	210-1204	215-1204
	▲ U-Bolt Kit 260-1204 - Fits {210-1204}				
1971-68	All.....	6	A, A	210-3105	215-3105
	6	B, B	210-3105	215-3105
	▲ Ball Seat Kit 260-1100				
1967	2 Door.....	1	A	210-0213	215-0354
	1	B	210-1204	215-1204
	4 Door.....	3	A, I, I, B	210-0213	215-0354
1966-63	All.....	1	A, B	210-0213	215-0354
1962	w/ Inside Lock Rings.....	1	A	210-1200	215-1200
	1	B	210-1202	—
	w/ Outside Lock Rings.....	1	A	210-0153	215-0153
	1	B	210-0134	215-0134
1961-56	All.....	1	A, B	210-0153	215-0153
1955	All.....	1	A	210-2011	—
	1	B	210-2031	—
FORD - BRITISH: (INCL. ANGLIA, CORSAIR, CORTINA, ESCORT, GRANADA, ZEPHYR & ZODIAC)					
1974-58	Exc. Zodiac; w/ Outside Lock Rings.....	1	A, B	220-0500	215-0500
1971-61	Zodiac.....	1	A, B	220-1100	215-1100
FORD - ENGLISH: CONSUL					
1970-57	All.....	1	A, B	220-1100	215-1100
FORD - ENGLISH: CORTINA					
1970-54	All.....	1	A, B	220-0500	215-0500
FORD - GERMAN: ALL MODELS					
1970-51	All.....	1	A, B	220-0500	215-0500
HILLMAN: HUSKY					
1967-56	All.....	1	A, B	220-0500	215-0500
HILLMAN: MINX, SUPER MINX					
1967-56	All.....	1	A, B	220-0500	215-0500
HYUNDAI: PONY					
1987-84	All.....	1	A, B	210-0443	215-0443
HYUNDAI: STELLAR					
1987-85	All.....	4	A, I, B	210-0443	215-0443
ISUZU: IMPULSE					
1989-83	All.....	1	A, B	220-0063	—
JAGUAR: ALL MODELS					
1985-61	w/ 2 Joint Shaft.....	1	A, B	210-0153	215-0153
	w/ 3 Joint Shaft.....	4	A, I, B	210-0153	215-0153
	Rear Half Shafts.....			210-0160	215-0160
1961-55	All.....	1	A, B	220-1100	215-1100
	Rear Half Shafts.....			210-0160	215-0160
JAGUAR: XJ-12, XJ-R, XJ-S					
1997-93	All.....	1	A, B	210-0153	215-0153
JENSEN: ALL MODELS					
1975-54	All.....	1	A, B	210-0178	215-0178

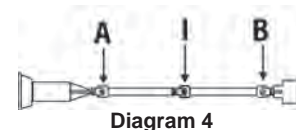
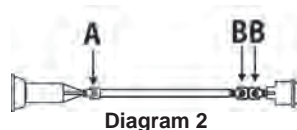
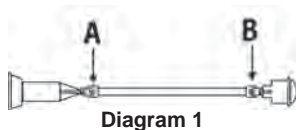
PASSENGER CARS

UNIVERSAL JOINTS



PASSENGER CARS

Year	Make and Model	Diagram	Location	Standard	Performance
KAISER: ALL MODELS					
1955-51	All.....	1	A, B	210-0153	215-0153
LINCOLN: CONTINENTAL (INCL. CAPRI, COSMOPOLITAN & PREMIER)					
1987-82	All.....	2	A	210-0153	215-0153
	2	B, B	210-0278	215-0278
	▲ Flange Yoke 260-0627				
	▲ H Yoke 260-0647				
	▲ Replacement Ball Kit 261-0612				
1981-80	Exc. Trailer Towing Option.....	1	A, B	210-0153	215-0153
	w/ Trailer Towing Option.....	1	A, B	210-0213	215-0354
1979-78	All.....	6	A, A	210-3105	215-3105
	6	B, B	210-3105	215-3105
	▲ Ball Seat Kit 260-1200				
	▲ Flange Yoke 260-0626				
	▲ H Yoke 260-0646				
	▲ Weld Yoke 260-0636				
1977-66	All.....	6	A, A	210-0213	215-0354
	6	B, B	210-0213	215-0354
	▲ Front - Centering Yoke 261-0615				
	▲ Front - H Yoke 260-0648				
	▲ Rear - H Yoke 260-0648				
	▲ Rear - Replacement Ball Kit 261-0616				
1965-63	All.....	16	A, A, B	210-0213	215-0354
	▲ Centering Yoke 261-0615				
	▲ H Yoke 260-0648				
1962-61	All.....	1	A	210-0153	215-0153
	1	B	210-0134	215-0134
1960-50	All.....	1	A, B	210-0153	215-0153
LINCOLN: MARK II THROUGH VIII					
1998-93	All.....	1	A, B	210-0213	215-0354
1992-88	From 11/87.....	2	A	210-0153	215-0153
	2	B, B	210-0278	215-0278
	▲ H Yoke 260-0647				
	▲ Replacement Ball Kit 261-0617				
1988-84	Thru 10/87.....	2	A	210-0153	215-0153
	2	B, B	210-0278	215-0278
	▲ Flange Yoke 260-0627				
	▲ H Yoke 260-0647				
	▲ Replacement Ball Kit 261-0612				
1983-80	Exc. Trailer Towing Option.....	1	A, B	210-0153	215-0153
	w/ Trailer Towing Option.....	1	A, B	210-0213	215-0354
1979	All.....	1	A, B	210-0213	215-0354
1978-77	From 7/15/77.....	1	A	210-0213	215-0354
	1	B	210-1204	215-1204
	Thru 7/14/77.....	1	A, B	210-0213	215-0354
	▲ U-Bolt Kit 260-1204 - Fits {210-1204}				
1977-73	All.....	1	A, B	210-0213	215-0354
1972	Mark IV				
	All.....	1	A	210-0213	215-0354
	1	B	210-1204	215-1204
	▲ U-Bolt Kit 260-1204 - Fits {210-1204}				
1971-68	Mark III				
	All.....	6	A, A	210-3105	215-3105
	6	B, B	210-3105	215-3105
	▲ Ball Seat Kit 260-1100				
1960-56	All.....	1	A, B	210-0153	215-0153



Year	Make and Model	Diagram	Location	Standard	Performance
LINCOLN: TOWN CAR					
2006-95	All Models	1	A, B	210-0213	215-1203
1994-81	Exc. Trailer Towing Option	1	A, B	210-0153	215-0153
	w/ Trailer Towing Option	1	A, B	210-0213	215-0354
LINCOLN: VERSAILLES					
1980-79	From 8/7/78	2	A	210-0153	215-0153
		2	B, B	210-0278	215-0278
	▲ Flange Yoke 260-0627				
	▲ H Yoke 260-0647				
	▲ Replacement Ball Kit 261-0612				
1979-77	Thru 8/6/78	2	A	210-0213	215-0354
		2	B, B	210-0213	215-0354
	▲ H Yoke 260-0648				
	▲ Replacement Ball Kit 261-0616				
LOTUS: ELAN & ELITE					
1973-57	All	1	A, B	220-0500	215-0500
LOTUS: EUROPA					
1975-66	Rear Half Shafts			220-1100	215-1100
MASERATI: ALL MODELS					
1984-82	Wxc. Bi-Turbo	1	A, B	210-0178	215-0178
MASERATI: GHIBLI & MEXICO					
1976-66	All	1	A, B	220-1100	215-1100
MAZDA: 323 & GLC					
1981	Wagon	1	A, B	220-0010	—
1980-77	All	1	A, B	220-0010	—
MAZDA: 616, 618, 808, 1200 & MIZER					
1977-71	All	1	A, B	220-0007	—
MAZDA: 626					
1982-79	All	4	A, I, B	220-0007	—
MAZDA: COSMO					
1978-76	All	4	A, I, B	220-0009	215-0009
MAZDA: R100, RX-2 & RX-3					
1978-71	All	1	A, B	220-0007	—
MAZDA: RX-4					
1978-74	All	4	A, I, B	220-0009	215-0009
MAZDA: RX-7					
1995-84	Stake Type (Not for DIYers) Not Replaceable	1	A, B	NA	—
1983-78	All	1	A, B	220-0007	—
MERCEDES BENZ: 180 SERIES					
1962-57	All	1	A, B	220-7280	—
MERCEDES BENZ: 180A					
1957-56	All	1	A, B	220-7900	—
MERCEDES BENZ: 180B					
1956	All	1	A, B	220-7900	—
MERCEDES BENZ: 190 SERIES					
1996-81	All	4	A, I, B	220-7284	—
1962-56	All	1	A, B	220-7280	—
	Halfshaft - From Axle #001286 on			220-7190	—
	To Axle #001286			220-7280	—

PASSENGER CARS

UNIVERSAL JOINTS



Diagram 1

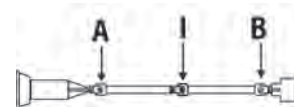
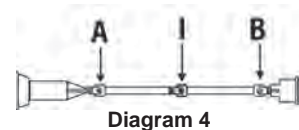
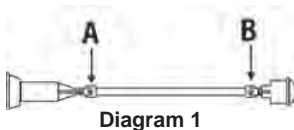


Diagram 4

PASSENGER CARS

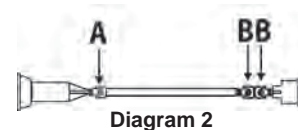
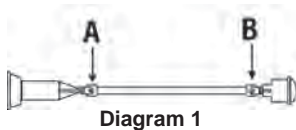
Year	Make and Model	Diagram	Location	Standard	Performance
MERCEDES BENZ: 200D					
1967-65	All.	4	A, B	220-7280	—
	Halfshaft.			220-7280	—
MERCEDES BENZ: 219 SERIES					
1959-51	All.	1	A, B	220-7900	—
MERCEDES BENZ: 220 SERIES					
1959-51	All.	1	A, B	220-7900	—
	Halfshaft - From Axle #100942.			220-7290	—
	To Axle #100942.			220-7290	—
MERCEDES BENZ: 230 SERIES					
1984-74	All.	4	A, B	220-7284	—
1973	All.	4	A, B	220-7283	—
	4	A, B	220-7284	—
1972-64	All.	4	A, B	220-7283	—
MERCEDES BENZ: 230S, 230SL, 230/8					
1973-64	Halfshaft.			220-7190	—
MERCEDES BENZ: 240D					
1984-73	All.	4	A, B	220-7284	—
MERCEDES BENZ: 250S, 250SE, 250/8					
1973-64	All.	4	A, B	220-7283	—
	Halfshaft.			220-7190	—
MERCEDES BENZ: 260E					
1993-86	All.	4	A, I, B	220-7284	—
	Halfshaft.			220-7283	—
MERCEDES BENZ: 280 SERIES					
1981-68	All.	4	A, I, B	220-7284	—
	Halfshaft.			220-7190	—
MERCEDES BENZ: 300 SERIES					
1993-86	All.	4	A, I, B	220-7284	—
	Halfshaft.			220-7190	—
1986-73	All.	4	A, B	220-7284	—
MERCEDES BENZ: 300SEB					
1981-68	All.	4	A, I, B	220-7284	—
	Halfshaft.			220-7190	—
MERCEDES BENZ: 350SL					
1981-68	All.	4	A, I, B	220-7284	—
	Halfshaft.			220-7190	—
MERCEDES BENZ: 380 SERIES					
1984-82	All.	4	A, I, B	220-7284	—
MERCEDES BENZ: S CLASS					
1996-83	All.	4	A, I, B	220-7284	—
MERCURY: BOBCAT					
1980	All.	1	A, B	210-0153	215-0153
1979-75	All.	1	A	210-0153	215-0153
	1	B	210-1201	215-1201
	▲ U-Bolt Kit 260-1204 - Fits {210-1201}				



Year	Make and Model	Diagram	Location	Standard	Performance
MERCURY: BROUGHAM, COLONY PARK, COUNTRY CRUISER, CUSTOM, GRAND MARQUIS, MARAUDER, MARQUIS, MEDALIST, METEOR, MONTCLAIR, MONTEREY, PARK LANE & TURNPIKE CRUISER					
2006-03	All Models (With Aluminum Shaft).....	1	A, B	210-0178	215-0178
	All Models (With Steel Shaft).....	1	A, B	210-0213	215-1203
2004-95	All Models.....	1	A, B	210-0213	215-1203
1994-79	Exc. Towing Option or Police Car.....	1	A, B	210-0153	215-0153
	w/ Towing Option or Police Car.....	1	A, B	210-0213	215-0354
1978-77	w/ 3-1/2in. Yokes.....	1	A	210-0153	215-0153
	1	B	210-1201	215-1201
	w/ 3-7/8in. Yokes.....	1	A	210-0213	215-0354
	1	B	210-1204	215-1204
	▲ U-Bolt Kit 260-1204 - Fits {210-1201, 210-1204}				
1976-66	All.....	1	A	210-0213	215-0354
	1	B	210-1204	215-1204
	▲ U-Bolt Kit 260-1204 - Fits {210-1204}				
1965	w/ 3-1/2in. Yokes.....	1	A	210-0153	215-0153
	1	B	210-1201	215-1201
	w/ 3-7/8in. Yokes.....	1	A	210-0213	215-0354
	1	B	210-1204	215-1204
	▲ U-Bolt Kit 260-1204 - Fits {210-1201, 210-1204}				
1964	All.....	1	A	210-0213	215-0354
	1	B	210-1204	215-1204
	▲ U-Bolt Kit 260-1204 - Fits {210-1204}				
1963-61	Exc. Late 1963 w/ 6.4L, 7.0L.....	1	A	210-1200	215-1200
	1	B	210-1201	215-1201
	Late 1963 w/ 6.4L, 7.0L.....	1	A	210-1203	215-1203
	1	B	210-1204	215-1204
	▲ U-Bolt Kit 260-1204 - Fits {210-1201, 210-1204}				
1960	w/ 312 V-8.....	1	A, B	210-0153	215-0153
	w/ 383 or 430 V-8.....	1	A	210-0153	215-0153
	1	B	210-0134	215-0134
1959-55	All.....	1	A, B	210-0153	215-0153
1954-49	All.....	1	A	210-2011	—
	1	B	210-2031	—
MERCURY: CAPRI					
1986-79	All.....	1	A, B	210-0153	215-0153
1978	All.....	1	A, B	210-1200	215-1200
1977-75	w/ Staked Type U-Joint D-22mm, Not Replaceable.....	1	A, B	210-0601	—
1974-71	w/ Staked Type U-Joint D-22mm, Not Replaceable.....	4	A, I, B	210-0601	—
MERCURY: COMET, CYCLONE (INCL. CALIENTE)					
1977-71	All.....	1	A	210-0153	215-0153
	1	B	210-1201	215-1201
	▲ U-Bolt Kit 260-1204 - Fits {210-1201}				
1970-68	w/ 3.3L or 4.1L 6 Cyl. or 5.0L or 5.8L V-8.....	1	A	210-0153	215-0153
	1	B	210-1201	215-1201
	w/ 6.4L, 7.0L V-8.....	1	A	210-0213	215-0354
	1	B	210-1204	215-1204
	▲ U-Bolt Kit 260-1204 - Fits {210-1201, 210-1204}				
1967-66	w/ 3.3L 6 Cyl. or 4.7L V-8.....	1	A	210-0153	215-0153
	1	B	210-1201	215-1201
	w/ 6.4L, 7.0L V-8.....	1	A	210-0213	215-0354
	1	B	210-1204	215-1204
	▲ U-Bolt Kit 260-1204 - Fits {210-1201, 210-1204}				
1965	w/ Auto. Trans.....	1	A	210-0153	215-0153
	1	B	210-1201	215-1201
	w/ Manual Trans.....	1	A, B	210-0105	—
	▲ U-Bolt Kit 260-1204 - Fits {210-1201}				

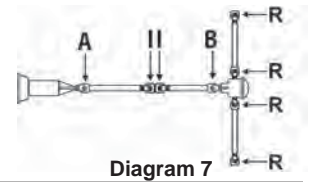
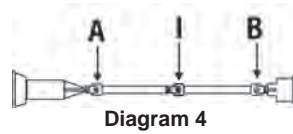
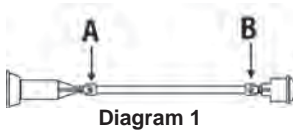
PASSENGER CARS

UNIVERSAL JOINTS



PASSENGER CARS

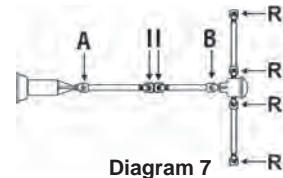
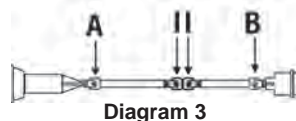
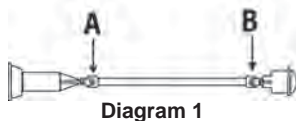
Year	Make and Model	Diagram	Location	Standard	Performance
MERCURY: COMET, CYCLONE (INCL. CALIENTE) (cont)					
1964-63	w/ 2.4L, 2.8L, 3.3L 6 Cyl.	1	A, B	210-0105	—
	w/ 4.3L, 4.7L V-8.	1	A	210-0153	215-0153
	1	B	210-1201	215-1201
	▲ U-Bolt Kit 260-1204 - Fits {210-1201}				
1962-60	All.	1	A, B	210-0105	—
MERCURY: COUGAR & XR7					
1997-94	All.	1	A, B	210-0213	215-0354
1993-91	V-6				
	All.	1	A, B	210-0153	215-0153
	V-8				
	All.	1	A, B	210-0213	215-0354
1990	Exc. XR7.	1	A, B	210-0153	215-0153
	XR7.	1	A, B	210-0213	215-0354
1989	Exc. ABS & XR7.	1	A, B	210-0153	215-0153
	w/ ABS or XR7.	1	A, B	210-0213	215-0354
1988-83	All.	1	A, B	210-0153	215-0153
1982-80	All.	2	A	210-0153	215-0153
	2	B, B	210-0278	215-0278
	▲ Flange Yoke 260-0627				
	▲ H Yoke 260-0647				
	▲ Replacement Ball Kit 261-0612				
1979	Exc. Driveshaft Stamped S.	1	A	210-0213	215-0354
	1	B	210-1204	215-1204
	w/ Driveshaft Stamped S.	1	A	210-3105	215-3105
	1	B	240-0362	—
	▲ U-Bolt Kit 260-1204 - Fits {240-0362, 210-1204}				
1978-77	All.	1	A	210-0213	215-0354
	1	B	210-1204	215-1204
	▲ U-Bolt Kit 260-1204 - Fits {210-1204}				
1976-75	Exc. 5.8L and C-4 Auto. Trans.	1	A	210-0213	215-0354
	1	B	210-1204	215-1204
	w/ 5.8L and C-4 Auto. Trans.	1	A	210-0213	215-0354
	1	B	210-1201	215-1201
	▲ U-Bolt Kit 260-1204 - Fits {210-1201, 210-1204}				
1974	All.	1	A	210-0213	215-0354
	1	B	210-1204	215-1204
	▲ U-Bolt Kit 260-1204 - Fits {210-1204}				
1973	All.	1	A	210-0153	215-0153
	1	B	210-1201	215-1201
	▲ U-Bolt Kit 260-1204 - Fits {210-1201}				
1972-71	Exc. 5.8L, 7.0L V-8 and 4 Spd. Man Trans.	1	A	210-0153	215-0153
	1	B	210-1201	215-1201
	w/ 5.8L, 7.0L V-8 or 4 Speed Manual Trans.	1	A	210-0213	215-0354
	1	B	210-1204	215-1204
	▲ U-Bolt Kit 260-1204 - Fits {210-1201, 210-1204}				
1970-69	w/ Standard 5.0L, 5.8L V-8.	1	A	210-0153	215-0153
	1	B	210-1201	215-1201
	w/ Boss 5.0L, 6.4L, 7.0L V-8.	1	A	210-0213	215-0354
	1	B	210-1204	215-1204
	▲ U-Bolt Kit 260-1204 - Fits {210-1201, 210-1204}				
1968-67	w/ 4.7L, 5.0L V-8.	1	A	210-0153	215-0153
	1	B	210-1201	215-1201
	w/ 6.4L, 7.0L V-8.	1	A	210-0213	215-0354
	1	B	210-1204	215-1204
	▲ U-Bolt Kit 260-1204 - Fits {210-1201, 210-1204}				
MERCURY: MONARCH					
1980-78	All.	1	A	210-0153	215-0153
	1	B	210-1201	215-1201
	▲ U-Bolt Kit 260-1204 - Fits {210-1201}				



Year	Make and Model	Diagram	Location	Standard	Performance
MERCURY: MONARCH (cont)					
1977-75	w/ 3-1/2in. Yokes.	1	A	210-0153	215-0153
	1	B	210-1201	215-1201
	w/ 3-7/8in. Yokes.	1	A	210-0213	215-0354
	1	B	210-1204	215-1204
	▲ U-Bolt Kit 260-1204 - Fits {210-1201, 210-1204}				
MERCURY: MONTEGO					
1976-75	w/ 5.8L V-8 and 2 Barrel Carb.	1	A	210-0153	215-0153
	1	B	210-1201	215-1201
	w/ 5.8L V-8 and w/ 4 Barrel Carb. or 6.6L V-8.	1	A	210-0213	215-0354
	1	B	210-1201	215-1201
	w/ 7.5L V-8.	1	A	210-0213	215-0354
	1	B	210-1204	215-1204
	▲ U-Bolt Kit 260-1204 - Fits {210-1201, 210-1204}				
1974-67	w/ 3-1/2in. Yokes.	1	A	210-0153	215-0153
	1	B	210-1201	215-1201
	w/ 3-7/8in. Yokes.	1	A	210-0213	215-0354
	1	B	210-1204	215-1204
	▲ U-Bolt Kit 260-1204 - Fits {210-1201, 210-1204}				
MERCURY: TOPAZ (AWD)					
1991-87	Prop Shaft.	4	A, I, B	210-0443	215-0443
	Rear Half Shaft.			214-0443	—
	▲ Clamp Kit 260-0443 - Fits {210-0443}				
MERCURY: ZEPHYR					
1983-78	All.	1	A, B	210-0153	215-0153
METROPOLITAN: (INCL. HUDSON & NASH)					
1962-54	All.	1	A, B	220-0500	215-0500
MG: MGA, B, B/GT, MAGNETTE, MIDGET & TF					
1980-53	All.	1	A, B	220-0500	215-0500
MG: MGC & C/GT					
1969-67	All.	1	A, B	210-0153	215-0153
MITSUBISHI: STARION					
1989-83	All.	1	A, B	220-0088	215-0088
MORGAN: 4/4 & 1600					
1978-56	All.	1	A, B	220-0500	215-0500
MORGAN: PLUS 4 & PLUS 8					
1972-50	All.	1	A, B	220-1100	215-1100
MORRIS: MINOR & OXFORD					
1971-49	All.	1	A, B	220-0501	—
NASH: METROPOLITAN (INCL. HUDSON)					
1962-54	All.	1	A, B	220-0500	215-0500
NISSAN: 240Z, 260Z, 280Z & 280ZX					
1983-75	Rear Axle Joints - Exc. Turbo.	7	R, R	220-0029	215-0029
	Exc. Turbo.	7	R, R	220-0029	215-0029
	Prop. Shaft Uses Non-replaceable Staked-type U-Joint.				
1974-71	All.	7	A, B	220-0029	215-0029
	Rear Axle Joints.	7	R, R	220-0027	215-0027
	7	R, R	220-0029	215-0029
			220-0029	215-0029
NISSAN: 312					
1965-61	All.	1	A, B	220-0500	215-0500

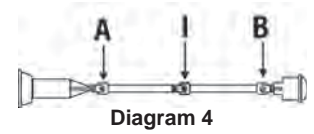
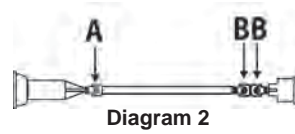
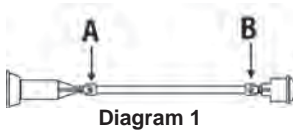
PASSENGER CARS

UNIVERSAL JOINTS



PASSENGER CARS

Year	Make and Model	Diagram	Location	Standard	Performance
NISSAN: 410 & 411					
1968-67	1600 All.	1	A, B	220-0027	215-0027
1967-64	1200 & 1300 All.	1	A, B	220-0500	215-0500
NISSAN: 510					
1979-77	All.	1	A, B	220-0027	215-0027
1973-68	All.	7	A, B	220-0027	215-0027
	Rear Axle Joints - Exc. Wagon.	7	R, R	220-0029	215-0029
	Exc. Wagon.	7	R, R	220-0029	215-0029
	Later Models Use Non-replaceable Staked-type U-Joint.			220-0029	215-0029
NISSAN: 610					
1977-73	All.	7	A, B	220-0027	215-0027
	Rear Axle Joints - Exc. Wagon.	7	R, R	220-0029	215-0029
	Exc. Wagon.	7	R, R	220-0029	215-0029
NISSAN: 710					
1977-74	All.	1	A, B	220-0027	215-0027
NISSAN: 810, MAXIMA (RWD)					
1980-77	Exc. Wagons Rear Axle Joints.	7	R, R	220-0029	215-0029
	Prop Shaft Uses Non-replaceable Staked-type U-Joint.	7	R, R	220-0029	215-0029
NISSAN: B110					
1976-66	All.	1	A, B	220-0028	—
NISSAN: B210 & 210					
1982-74	Prop Shaft Uses Non-replaceable Staked-type U-Joint.			220-0045	—
OLDSMOBILE: CUTLASS & F85 (INCL. 4-4-2, JETFIRE & VISTA CRUISER)					
1988	Cutlass Supreme Classic All.	1	A, B	210-3105	215-3105
	▲ Clamp Kit 260-4105 - Fits {210-3105}				
1987-85	All.	1	A, B	210-3105	215-3105
	▲ Clamp Kit 260-4105 - Fits {210-3105}				
1984-82	w/ Inside Lock Rings.	1	A, B	210-3105	215-3105
	w/ Outside Lock Rings.	1	A, B	210-0178	215-0178
	▲ Clamp Kit 260-4105 - Fits {210-3105}				
1981-71	All.	1	A, B	210-3105	215-3105
	▲ Clamp Kit 260-4105 - Fits {210-3105}				
1970-68	Exc. 7.0L & 7.5L V-8.	1	A, B	210-3105	215-3105
	w/ 7.0L or 7.5L V-8.	1	A	210-0213	215-0354
	1	B	240-0231	215-4009**
	1967-66 w/ Inside Lock Rings.	1	A, B	210-3105	215-3105
	w/ Outside Lock Rings.	1	A, B	210-0178	215-0178
1965	Exc. Turbo Hydra-matic Auto. Trans.	1	A, B	210-3105	215-3105
	w/ Turbo Hydra-matic Auto. Trans.	1	A	210-0213	215-0354
	1	B	240-0231	215-4009**
1964	All.	1	A, B	210-3105	215-3105
1963-61	All.	3	A, I, I, B	210-2011	—
OLDSMOBILE: EIGHTY-EIGHT (INCL. JETSTAR 88)					
1992-86	RWD Station Wagon All.	1	A, B	210-3105	215-3105
	▲ Clamp Kit 260-4105 - Fits {210-3105}				
1985	All.	1	A, B	210-3105	215-3105
	▲ Clamp Kit 260-4105 - Fits {210-3105}				

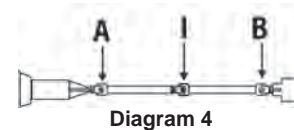
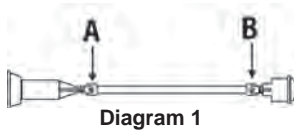


Year	Make and Model	Diagram	Location	Standard	Performance
OLDSMOBILE: EIGHTY-EIGHT (INCL. JETSTAR 88) (Cont.)					
1984-82	w/ Inside Lock Rings.	1	A, B	210-3105	215-3105
	w/ Outside Lock Rings.	1	A, B	210-0178	215-0178
	▲ Clamp Kit 260-4105 - Fits {210-3105}				
1981-80	All.	1	A, B	210-3105	215-3105
	▲ Clamp Kit 260-4105 - Fits {210-3105}				
1979-73	w/ 2 Joint Shaft.	1	A, B	210-3105	215-3105
	w/ CV at Rear Axle.	2	A, B, B	210-3105	215-3105
	▲ Ball Seat Kit 260-1200				
	▲ Clamp Kit 260-4105 - Fits {210-3105}				
	▲ Flange Yoke 260-0626				
	▲ H Yoke 260-0646				
	▲ Weld Yoke 260-0636				
1972-71	w/ 2 Joint Shaft.	1	A, B	210-3105	215-3105
	w/ CV at Rear Axle.	2	A, B, B	210-3105	215-3105
	▲ Ball Seat Kit 260-1100				
	▲ Clamp Kit 260-4105 - Fits {210-3105}				
1970-68	Exc. 7.0L & 7.5L V-8.	1	A, B	210-3105	215-3105
	w/ 7.0L or 7.5L V-8.	1	A	210-0213	215-0354
	1	B	240-0231	215-4009**
1967-66	w/ Inside Lock Rings.	1	A, B	210-3105	215-3105
	w/ Outside Lock Rings.	1	A, B	210-0178	215-0178
1965	Exc. Turbo Hydra-matic Auto. Trans.	1	A, B	210-3105	215-3105
	w/ Turbo Hydra-matic Auto. Trans.	1	A	210-0213	215-0354
	1	B	240-0231	215-4009**
1964	All.	1	A, B	210-3105	215-3105
1963-61	w/ Inside Lock Rings.	1	A, B	210-3105	215-3105
	w/ Outside Lock Rings.	1	A	210-0153	215-0153
	1	B	240-0356	215-0356
1960-59	w/ Inside Lock Rings.	4	A, I, B	210-3105	215-3105
	w/ Outside Lock Rings.	4	A, I	210-0153	215-0153
	4	B	240-0356	215-0356
1958-57	w/ Inside Lock Rings.	4	A, I, B	210-3105	215-3105
	w/ Outside Lock Rings.	4	A, B	240-0356	215-0356
	4	I	210-0153	215-0153
1956-54	w/ Auto. Trans.	1	A	210-3105	215-3105
	1	B	230-3012	—
	w/ Manual Trans.	1	A	210-2011	—
	1	B	NA	—
1953	All.	1	A	210-2011	—
	1	B	NA	—
1952-41	All.	1	A	210-2011	—
	1	B	210-2031	—
OLDSMOBILE: NINETY-EIGHT (INCL. FIESTA, JETSTAR 1 & STARFIRE 98)					
1984-82	w/ Inside Lock Rings.	1	A, B	210-3105	215-3105
	w/ Outside Lock Rings.	1	A, B	210-0178	215-0178
	▲ Clamp Kit 260-4105 - Fits {210-3105}				
1981-73	w/ 2 Joint Shaft.	1	A, B	210-3105	215-3105
	w/ CV at Rear Axle.	2	A, B, B	210-3105	215-3105
	▲ Ball Seat Kit 260-1200				
	▲ Clamp Kit 260-4105 - Fits {210-3105}				
	▲ Flange Yoke 260-0626				
	▲ H Yoke 260-0646				
	▲ Weld Yoke 260-0636				
1972-71	w/ 2 Joint Shaft.	1	A, B	210-3105	215-3105
	w/ CV at Rear Axle.	2	A, B, B	210-3105	215-3105
	▲ Ball Seat Kit 260-1100				
	▲ Clamp Kit 260-4105 - Fits {210-3105}				
1970-68	Exc. 7.0L & 7.5L V-8.	1	A, B	210-3105	215-3105
	w/ 7.0L or 7.5L V-8.	1	A	210-0213	215-0354
	1	B	240-0231	215-4009**

PASSENGER CARS

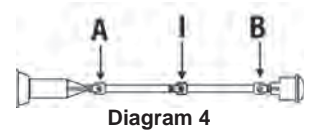
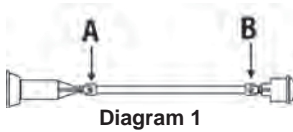
**Flush Type Grease Fitting in Bearing Cap

UNIVERSAL JOINTS



PASSENGER CARS

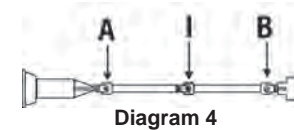
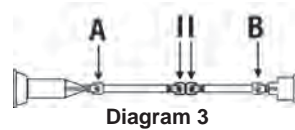
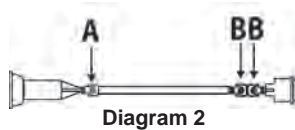
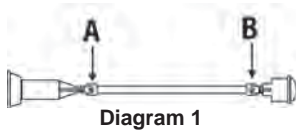
Year	Make and Model	Diagram	Location	Standard	Performance
OLDSMOBILE: NINETY-EIGHT (INCL. FIESTA, JETSTAR 1 & STARFIRE 98) (Cont.)					
1967-66	w/ Inside Lock Rings.	1	A, B	210-3105	215-3105
	w/ Outside Lock Rings.	1	A, B	210-0178	215-0178
1965	Exc. Turbo Hydra-matic Auto. Trans.	1	A, B	210-3105	215-3105
	w/ Turbo Hydra-matic Auto. Trans.	1	A	210-0213	215-0354
		1	B	240-0231	215-4009**
1964	All.	1	A, B	210-3105	215-3105
1963-61	w/ Inside Lock Rings.	1	A, B	210-3105	215-3105
	w/ Outside Lock Rings.	1	A	210-0153	215-0153
		1	B	240-0356	215-0356
1960-59	w/ Inside Lock Rings.	4	A, I, B	210-3105	215-3105
	w/ Outside Lock Rings.	4	A, I	210-0153	215-0153
		4	B	240-0356	215-0356
1958-57	w/ Inside Lock Rings.	4	A, I, B	210-3105	215-3105
	w/ Outside Lock Rings.	4	A, B	240-0356	215-0356
		4	I	210-0153	215-0153
1956-54	w/ Auto. Trans.	1	A	210-3105	215-3105
		1	B	230-3012	—
	w/ Manual Trans.	1	A	210-2011	—
		1	B	NA	—
1953	All.	1	A	210-2011	—
		1	B	NA	—
1952-41	All.	1	A	210-2011	—
		1	B	210-2031	—
OLDSMOBILE: OMEGA					
1979-77	All.	1	A, B	210-0153	215-0153
	▲ Clamp Kit 260-0153 - Fits {210-0153}				
1976	Exc. 5 Speed Manual Trans.	1	A, B	210-0153	215-0153
	w/ 5 Speed Manual Trans.	1	A, B	210-3105	215-3105
	▲ Clamp Kit 260-0153 - Fits {210-0153}				
	▲ Clamp Kit 260-4105 - Fits {210-3105}				
1975-73	All.	1	A, B	210-0153	215-0153
	▲ Clamp Kit 260-0153 - Fits {210-0153}				
OLDSMOBILE: STARFIRE					
1980-77	All.	1	A, B	210-0153	215-0153
	▲ U-Bolt Kit 260-0121 - Fits {210-0153}				
1976	Exc. 5 Speed Manual Trans.	1	A, B	210-0153	215-0153
	w/ 5 Speed Manual Trans.	1	A, B	210-3105	215-3105
	▲ Clamp Kit 260-4105 - Fits {210-3105}				
	▲ U-Bolt Kit 260-0121 - Fits {210-0153}				
1975	All.	1	A, B	210-0153	215-0153
	▲ U-Bolt Kit 260-0121 - Fits {210-0153}				
1966	w/ Inside Lock Rings.	1	A, B	210-3105	215-3105
	w/ Outside Lock Rings.	1	A, B	210-0178	215-0178
1965	Exc. Turbo Hydra-matic Auto. Trans.	1	A, B	210-3105	215-3105
	w/ Turbo Hydra-matic Auto. Trans.	1	A	210-0213	215-0354
		1	B	240-0231	215-4009**
1964	All.	1	A, B	210-3105	215-3105
1963-61	w/ Inside Lock Rings.	1	A, B	210-3105	215-3105
	w/ Outside Lock Rings.	1	A	210-0153	215-0153
		1	B	240-0356	215-0356
OPEL: 1900					
1975-69	All.	1	A, B	220-7050	—
OPEL: GT					
1970-69	w/ 1.1L.	1	A, B	220-7010	—
OPEL: ISUZU					
1979-76	All.	1	A, B	220-0500	215-0500



Year	Make and Model	Diagram	Location	Standard	Performance
OPEL: KADETT					
1972-68	w/ 1.0L, 1.1L.....	1	A, B	220-7010	—
	w/ 1.9L.....	1	A, B	220-7050	—
1967-64	w/ 1.0L, 1.1L.....	1	A, B	220-7010	—
OPEL: KAPITAN					
1963-54	All.....	1	A	220-7150	—
	1	B	220-7100	—
OPEL: MANTA					
1975-73	All.....	1	A, B	220-7050	—
OPEL: REKORD					
1963-54	All.....	1	A	220-7150	—
	1	B	220-7100	—
PANTERA: ALL MODELS					
1972-64	Halfshaft.....			220-2010	—
PLYMOUTH: ARROW, FIRE ARROW					
1980-79	w/ 1.6L, Arrow.....	1	A, B	220-0081	215-0081
	w/ 2.6L, Fire Arrow.....	1	A, B	220-0088	215-0088
1978-76	All.....	1	A, B	220-0081	215-0081
PLYMOUTH: BARRACUDA, BELVEDERE, FURY, GRAN FURY, GTX, PLAZA, ROAD RUNNER, SATELLITE, SAVOY & VIP					
1989-86	All.....	1	A, B	211-1306	215-1307
	▲ Clamp Kit 260-0266 - Fits {210-1306}				
1985-79	All.....	1	A, B	210-1306	215-1306
	▲ Clamp Kit 260-0266 - Fits {210-1306}				
1978-68	w/ 2-1/8in. Yokes.....	1	A, B	210-1306	215-1306
	w/ 2-5/8in. Yokes.....	1	A, B	210-1309	215-1309
	Some Models Use.....	1	A	210-1306	215-1306
	1	B	210-1309	215-1309
	▲ Clamp Kit 260-0266 - Fits {210-1306}				
1967-66	w/ 3.7L 6 Cyl., 4.5L, 5.2L or 6.3L V-8.....	1	A, B	210-1306	215-1306
	w/ 7.0L or 7.2L V-8 w/ Inside Lock Rings.....	1	A, B	210-1309	215-1309
	w/ 7.0L or 7.2L V-8 w/ Outside Lock Rings.....	1	A, B	210-0213	215-0354
1965	w/ 3.7L 6 Cyl. or 4.5L V-8 Exc. Below.....	1	A	NA	—
	1	B	210-1306	215-1306
	Taxi or Police w/ 3.7L 6 Cyl. or 4.5L V-8 and Auto. Trans.....	1	A, B	210-1306	215-1306
	w/ 5.2L, 5.9L, 6.3L or 7.0L V-8 and Auto Trans.....	1	A, B	210-1306	215-1306
	w/ 5.2L, 5.9L, 6.3L or 7.0L V-8 and Manual Trans.....	1	A	NA	—
	1	B	210-1306	215-1306
1964-58	All.....	1	A	NA	—
	1	B	210-1306	215-1306
PLYMOUTH: COLT VISTA					
1991-85	All.....	4	A, I, B	220-0081	215-0081
PLYMOUTH: CONQUEST					
1986-84	All.....	1	A, B	220-0088	215-0088
PLYMOUTH: CRICKET					
1973-71	All.....	1	A, B	220-0500	215-0500
PLYMOUTH: DUSTER, SCAMP, VALIANT & VOLARE					
1980-70	All.....	1	A, B	210-1306	215-1306
	▲ Clamp Kit 260-0266 - Fits {210-1306}				
1969-66	w/ 2-1/8in. Yokes.....	1	A, B	210-1306	215-1306
	w/ 2-5/8in. Yokes.....	1	A, B	210-1309	215-1309
	▲ Clamp Kit 260-0266 - Fits {210-1306}				
1965-60	All.....	1	A	NA	—
	1	B	210-1306	215-1306

PASSENGER CARS

UNIVERSAL JOINTS



PASSENGER CARS

Year	Make and Model	Diagram	Location	Standard	Performance
PLYMOUTH: SAPPORO					
1983-81	w/ Auto. Trans.	4	A, I, B	220-0081	215-0081
	w/ Manual Trans.	4	A, I, B	220-0088	215-0088
1980-78	All.	1	A, B	220-0088	215-0088
PONTIAC: 1000, T1000 & ACADIAN					
1987-81	All.	1	A, B	210-0350	215-1200
	▲ Clamp Kit 260-0153 - Fits {210-0350}				
PONTIAC: 6000 AWD					
1990-89	All.	3	A	NA	—
	3	B	210-3105	215-3105
	Double Cardon CV.	3	I, I	210-0443	215-0443
	▲ H Yoke 260-0649				
PONTIAC: ASTRE					
1977-75	All.	1	A, B	210-0153	215-0153
	▲ U-Bolt Kit 260-0121 - Fits {210-0153}				
PONTIAC: BONNEVILLE, CATALINA, CHIEFTAIN, EXECUTIVE, GRAND VILLE, PARISIENNE, SAFARI, STAR CHIEF, STREAMLINER & TORPEDO					
1989-87	Safari Wagon				
	All.	1	A, B	210-3105	215-3105
	▲ Clamp Kit 260-4105 - Fits {210-3105}				
1986-85	All.	1	A, B	210-3105	215-3105
	▲ Clamp Kit 260-4105 - Fits {210-3105}				
1984-82	w/ Inside Lock Rings.	1	A, B	210-3105	215-3105
	w/ Outside Lock Rings.	1	A, B	210-0178	215-0178
	▲ Clamp Kit 260-4105 - Fits {210-3105}				
1981-73	w/ 2 Joint Shaft.	1	A, B	210-3105	215-3105
	w/ CV at Rear Axle.	2	A, B, B	210-3105	215-3105
	▲ Ball Seat Kit 260-1200				
	▲ Clamp Kit 260-4105 - Fits {210-3105}				
	▲ Flange Yoke 260-0626				
	▲ H Yoke 260-0646				
	▲ Weld Yoke 260-0636				
1972-71	w/ 2 Joint Shaft.	1	A, B	210-3105	215-3105
	w/ CV at Rear Axle.	2	A, B, B	210-3105	215-3105
	▲ Ball Seat Kit 260-1100				
	▲ Clamp Kit 260-4105 - Fits {210-3105}				
1970-61	All.	1	A, B	210-3105	215-3105
1960-58	All.	4	A, I, B	210-3105	215-3105
1957-56	All.	1	A, B	210-3105	215-3105
1955-41	Exc. 1953 w/ Powerglide.	1	A	210-2011	—
	1	B	210-2031	—
1953	w/ Powerglide.	1	A, B	210-0153	215-0153
1940	U-Joints w/ 4 Wing Bearings.	1	A, B	230-2002	—
	U-Joints w/ Round and/or 2 Wing Bearings.	1	A	210-2011	—
	1	B	210-2031	—
1939	All.	1	A	210-2011	—
	1	B	210-2031	—
1938-37	All.	1	A, B	210-2031	—
PONTIAC: FIREBIRD, TRANS AM					
2002-93	All Models.	1	A, B	210-3105	215-3105
	▲ Clamp Kit 260-4105 - Fits {210-3105}				
1992-88	w/ Aluminum Driveshaft.	1	A	210-0153	215-0153
	1	B	240-0356	215-0356
	w/ Steel Driveshaft.	1	A, B	210-3105	215-3105
	▲ Clamp Kit 260-4105 - Fits {240-0356 & 210-3105}				
1987-85	All.	1	A, B	210-3105	215-3105
	▲ Clamp Kit 260-4105 - Fits {210-3105}				



Diagram 1

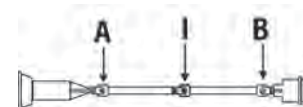
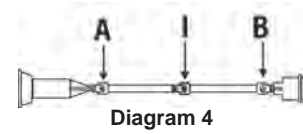
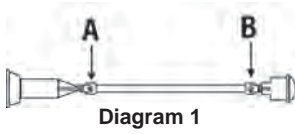


Diagram 4

Year	Make and Model	Diagram	Location	Standard	Performance
PONTIAC: FIREBIRD, TRANS AM (Cont.)					
1984-82	w/ Inside Lock Rings.	1	A, B	210-3105	215-3105
	w/ Outside Lock Rings.	1	A, B	210-0178	215-0178
	▲ Clamp Kit 260-4105 - Fits {210-3105}				
1981-76	All.	1	A, B	210-3105	215-3105
	▲ Clamp Kit 260-4105 - Fits {210-3105}				
1975-69	All.	1	A, B	210-0153	215-0153
1968-67	Exc. Turbo Hydra-matic Auto. Trans.	1	A, B	210-0153	215-0153
	w/ Turbo Hydra-matic Auto. Trans.	1	A	210-3105	215-3105
	1	B	240-0231	215-4009**
	▲ U-Bolt Kit 260-0121 - Fits {210-0153}				
PONTIAC: GRAND AM					
1980-78	All.	1	A, B	210-3105	215-3105
	▲ Clamp Kit 260-4105 - Fits {210-3105}				
1975-73	All.	1	A, B	210-3105	215-3105
	▲ Clamp Kit 260-4105 - Fits {210-3105}				
PONTIAC: GRAND PRIX					
1987-85	All.	1	A, B	210-3105	215-3105
	▲ Clamp Kit 260-4105 - Fits {210-3105}				
1984-82	w/ Inside Lock Rings.	1	A, B	210-3105	215-3105
	w/ Outside Lock Rings.	1	A, B	210-0178	215-0178
	▲ Clamp Kit 260-4105 - Fits {210-3105}				
1981-73	All.	1	A, B	210-3105	215-3105
	▲ Clamp Kit 260-4105 - Fits {210-3105}				
1972-62	All.	1	A, B	210-3105	215-3105
PONTIAC: GTO					
1973-66	All.	1	A, B	210-3105	215-3105
PONTIAC: LEMANS & TEMPEST					
1981-73	All.	1	A, B	210-3105	215-3105
	▲ Clamp Kit 260-4105 - Fits {210-3105}				
1972-64	All.	1	A, B	210-3105	215-3105
PONTIAC: PHOENIX					
1979-77	All.	1	A, B	210-0153	215-0153
	▲ Clamp Kit 260-0153 - Fits {210-0153}				
PONTIAC: SUNBIRD					
1981-76	All.	1	A, B	210-0153	215-0153
	▲ U-Bolt Kit 260-0121 - Fits {210-0153}				
PONTIAC: VENTURA & VENTURA II					
1977	Exc. 5 Speed Manual Trans. and Prop Shaft Stamped S.	1	A, B	210-0153	215-0153
	w/ 5 Speed Manual Trans and Prop. Shaft Stamped S.	1	A	210-3105	215-3105
	1	B	210-0153	215-0153
	▲ Clamp Kit 260-0153 - Fits {210-0153}				
1976-71	All.	1	A, B	210-0153	215-0153
	▲ Clamp Kit 260-0153 - Fits {210-0153}				
1961	All.	1	A, B	210-3105	215-3105
1960	All.	4	A, I, B	210-3105	215-3105
RILEY: ALL MODELS					
1973-59	All.	1	A, B	220-0500	215-0500
1958-45	All.	1	A, B	220-1100	215-1100
ROLLS ROYCE: CARMAQUE					
1996-78	All.	1	A, B	210-0178	215-0178
1976	All.	1	A, B	210-0178	215-0178
1975	All.	4	A, I, B	210-0153	215-0153

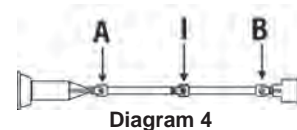
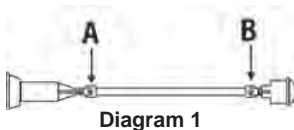
PASSENGER CARS

UNIVERSAL JOINTS



PASSENGER CARS

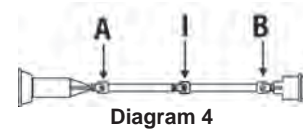
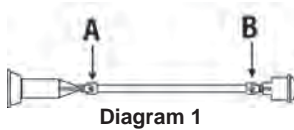
Year	Make and Model	Diagram	Location	Standard	Performance
ROLLS ROYCE: CORNICHE					
1996-78	All.....	1	A, B	210-0178	215-0178
1976	All.....	1	A, B	210-0178	215-0178
1975-71	All.....	4	A, I, B	210-0153	215-0153
ROLLS ROYCE: PHANTOM					
1967-60	All.....	4	A, I, B	210-0153	215-0153
ROLLS ROYCE: SILVER CLOUD					
1996-78	All.....	1	A, B	210-0178	215-0178
1976	All.....	1	A, B	210-0178	215-0178
1965-55	All.....	4	A, I, B	210-0153	215-0153
ROLLS ROYCE: SILVER DAWN					
1954-49	All.....	4	A, I, B	210-0153	215-0153
ROLLS ROYCE: SILVER SHADOW					
1975-66	All.....	4	A, I, B	210-0153	215-0153
ROLLS ROYCE: SILVER SPUR					
1996-78	All.....	1	A, B	210-0178	215-0178
1976	All.....	1	A, B	210-0178	215-0178
ROLLS ROYCE: SILVER WRAITH					
1958-49	All.....	4	A, I, B	210-0153	215-0153
ROVER: 80, 95, 100 & 110					
1964-59	All.....	4	A, I, B	210-0153	215-0153
ROVER: 2000, 2200, 3500 & 3500S					
1977-63	All.....	1	A, B	210-0153	215-0153
	Rear Half Shafts.....			210-0447	215-0447
SIMCA: ALL MODELS					
1974-45	All.....	1	A, B	220-0500	215-0500
SINGER: ALL MODELS					
1974-45	All.....	1	A, B	220-0500	215-0500
STUDEBAKER: AVANTI					
1964	w/ Inside Lock Rings.....	1	A	210-2011	—
	1	B	210-2140	—
	w/ Outside Lock Rings.....	1	A, B	210-0153	215-0153
1963	All.....	1	A	210-2011	—
	1	B	210-2140	—
STUDEBAKER: CHALLENGER					
1964	w/ Inside Lock Rings.....	1	A	210-2011	—
	1	B	210-2140	—
	w/ Outside Lock Rings.....	1	A, B	210-0153	215-0153
STUDEBAKER: CHAMPION					
1958-55	All.....	1	A, B	210-0153	215-0153
STUDEBAKER: COMMANDER					
1966-64	w/ Inside Lock Rings.....	1	A	210-2011	—
	1	B	210-2140	—
	w/ Outside Lock Rings.....	1	A, B	210-0153	215-0153
1958-55	All.....	1	A, B	210-0153	215-0153
STUDEBAKER: CRUISER					
1966-64	w/ Inside Lock Rings.....	1	A	210-2011	—
	1	B	210-2140	—
	w/ Outside Lock Rings.....	1	A, B	210-0153	215-0153



Year	Make and Model	Diagram	Location	Standard	Performance
STUDEBAKER: DAYTONA					
1966-64	w/ Inside Lock Rings.	1	A	210-2011	—
	1	B	210-2140	—
	w/ Outside Lock Rings.	1	A, B	210-0153	215-0153
STUDEBAKER: FLIGHT HAWK					
1956	All.	1	A, B	210-0153	215-0153
STUDEBAKER: GOLDEN HAWK					
1958-57	All.	1	A, B	210-0153	215-0153
STUDEBAKER: GRAN					
1964	w/ Inside Lock Rings.	1	A	210-2011	—
	1	B	210-2140	—
	w/ Outside Lock Rings.	1	A, B	210-0153	215-0153
1963	All.	1	A	210-2011	—
	1	B	210-2140	—
STUDEBAKER: HAWK					
1962-60	All.	1	A, B	210-0153	215-0153
STUDEBAKER: LARK					
1963	All.	1	A	210-2011	—
	1	B	210-2140	—
1962-59	All.	1	A, B	210-0153	215-0153
STUDEBAKER: POWER HAWK					
1956	All.	1	A, B	210-0153	215-0153
STUDEBAKER: PRESIDENT					
1958-55	All.	1	A, B	210-0153	215-0153
STUDEBAKER: SILVER HAWK					
1959-57	All.	1	A, B	210-0153	215-0153
STUDEBAKER: SKY HAWK					
1956	All.	1	A, B	210-0153	215-0153
STUDEBAKER: WAGONAIRE					
1966	w/ Inside Lock Rings.	1	A	210-2011	—
	1	B	210-2140	—
	w/ Outside Lock Rings.	1	A, B	210-0153	215-0153
SUBARU: BRAT					
1987-77	4WD.	1	A, B	220-0027	215-0027
SUBARU: DL, GL, STATION WAGON					
1987-81	4WD.	1	A, B	220-0027	215-0027
1980-75	4WD.	1	A, B	220-0027	215-0027
	Rear Half Shafts - 4WD.			220-0029	215-0029
SUNBEAM: ALPINE & RAPIER					
1971-57	All.	1	A, B	220-0500	215-0500
SUNBEAM: IMP					
1976-59	Rear Half Shafts.			220-0500	215-0500
SUNBEAM: TIGER					
1967-64	All.	1	A, B	220-1100	215-1100
TOYOTA: CARINA					
1973-72	All.	1	A, B	220-0013	215-0013
TOYOTA: CELICA					
1981-71	w/ 2 Joint Shaft.	1	A, B	220-0013	215-0013
	w/ 3 Joint Shaft.	4	A, I, B	220-0013	215-0013

PASSENGER CARS

UNIVERSAL JOINTS



PASSENGER CARS

Year	Make and Model	Diagram	Location	Standard	Performance
TOYOTA: COROLLA					
1983-80	Sedan.....	4	A, I, B	220-0013	215-0013
1979-68	w/ 1.1L, 1.2L.....	1	A, B	220-0011	—
	w/ 1.6L.....	1	A, B	220-0013	215-0013
TOYOTA: CORONA (INCL. MARK II)					
1983-65	w/ 2 Joint Shaft.....	1	A, B	220-0013	215-0013
1983-65	w/ 3 Joint Shaft.....	4	A, I, B	220-0013	215-0013
TOYOTA: CRESSIDA					
1984-81	Wagon.....	1	A, B	220-0013	215-0013
1980-78	Sedan.....	4	A, I, B	220-0013	215-0013
	Wagon.....	1	A, B	220-0013	215-0013
TOYOTA: CROWN					
1978-71	From 2/71.....	4	A, I, B	220-0021	215-0021
1971-67	From 9/66 Thru 1/71.....	1	A, B	220-0021	215-0021
1967-64	Thru 8/66.....	1	A, B	220-0013	215-0013
TOYOTA: STARLET					
1984-80	All.....	1	A, B	220-0011	—
TOYOTA: SUPRA					
1993-86	Some 1989's have a 2 Joint Shaft.....	4	A, I, B	220-0021	215-0021
TRIUMPH: 2000 (INCL. 2.5PI & 2500)					
1977-63	All.....	1	A, B	220-0500	215-0500
	Rear Half Shafts.....			220-1100	215-1100
TRIUMPH: DOLOMITE & TOLEDO					
1980-70	All.....	4	A, I, B	220-0500	215-0500
TRIUMPH: GT6, SPITFIRE & VITESSE					
1980-62	All.....	1	A, B	220-0500	215-0500
	Rear Half Shafts.....			220-0500	215-0500
TRIUMPH: STAG					
1977-70	All.....	1	A, B	220-1100	215-1100
	Rear Half Shafts.....			220-1100	215-1100
TRIUMPH: TR2, TR3 & TR4					
1965-53	All.....	1	A, B	220-1100	215-1100
TRIUMPH: TR4A, TR5, TR6 & TR250					
1977-65	All.....	1	A, B	220-1100	215-1100
	Rear Half Shafts.....			220-1100	215-1100
TRIUMPH: TR7, TR8					
1981-75	All.....	1	A, B	220-0500	215-0500
VANDEN PLAS: 3 LITRE					
1970-60	All.....	1	A, B	220-1100	215-1100
VANDEN PLAS: 4 LITRE					
1970-52	All.....	1	A, B	210-0178	215-0178
VAUXHALL: ALL MODELS					
1973-49	w/ Outside Lock Rings.....	1	A, B	220-0500	215-0500
VOLVO: 122					
1968-60	All.....	4	A, I, B	220-0500	215-0500

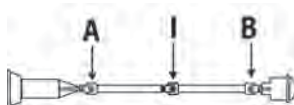
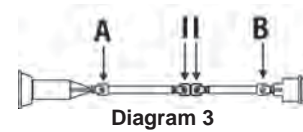
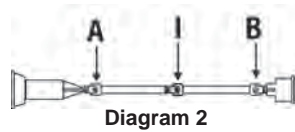
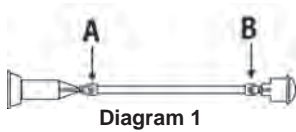


Diagram 4

Year	Make and Model	Diagram	Location	Standard	Performance
VOLVO: 140 SERIES					
1974	Carbureted.	4	A, I	220-0500	215-0500
	4	B	220-1100	215-1100
	Fuel Injected w/ Auto. or Overdrive Manual Trans.	4	A, I, B	210-0153	215-0153
	Fuel Injected w/ Standard Manual Trans.; 142 Thru Chas. #448245: 144 Thru Chas. #505923: 145 Thru Chas. #258755.	4	A	220-0500	215-0500
	4	I, B	210-0153	215-0153
	Fuel Injected w/ Standard Manual Trans.; 142 From Chas. #448246: 144 From Chas. #505924: 145 From Chas. #258756.	4	A, I, B	210-0153	215-0153
	1973 Carbureted.	4	A, I, B	220-0500	215-0500
	Fuel Injected w/ Auto. or Overdrive Manual Trans.	4	A, I, B	210-0153	215-0153
	Fuel Injected w/ Standard Manual Trans.	4	A	220-0500	215-0500
	4	I, B	210-0153	215-0153
1972-67	Carbureted.	4	A, I, B	220-0500	215-0500
	Fuel Injected.	4	A, I, B	210-0153	215-0153
VOLVO: 164					
1975-69	All.	4	A, I, B	210-0153	215-0153
VOLVO: 240 & 260 SERIES (INCL. DL, GL, & GLT)					
1993-85	All.	4	A, I, B	220-1100	215-1100
	w/ 1-3/4in. Driveshaft Tube Dia.	4	A, I	220-0500	215-0500
	4	B	220-1100	215-1100
	w/ 2in. Driveshaft Tube Dia.	4	A, I, B	210-0153	215-0153
VOLVO: 740, 760 & 780 SERIES					
1992-88	w/ 3-1/4in. Yokes.	4	A, I, B	220-1100	215-1100
	w/ 3-1/2in. Yokes.	4	A, I, B	210-0153	215-0153
1987-85	w/ 1-3/4in. Driveshaft Tube Dia.	4	A, I	220-0500	215-0500
	4	B	220-1100	215-1100
	w/ 2in. Driveshaft Tube Dia. and 3 1/4in. Yoke.....	4	A, I, B	220-1100	215-1100
	w/ 2in. Driveshaft Tube Dia. and 3 1/2in. Yoke.....	4	A, I, B	210-0153	215-0153
1984-83	w/ 15/16in. OD Brg.	4	A, I	220-0500	215-0500
	w/ 1-1/16in. OD Brg.	4	A, I	220-1100	215-1100
	All.	4	B	220-1100	215-1100
VOLVO: 940, 960 SERIES					
1994-91	All.	4	A, I, B	220-1100	215-1100
VOLVO: P1800					
1973-61	All.	4	A, I, B	220-0500	215-0500

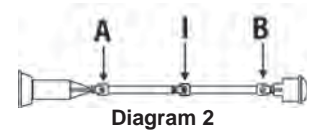
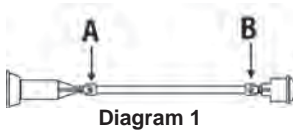
PASSENGER CARS

UNIVERSAL JOINTS



2WD TRUCKS

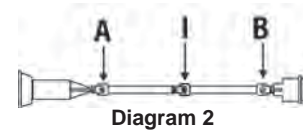
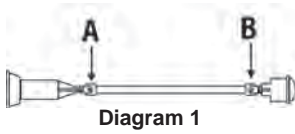
Year	Make and Model	Diagram	Location	Standard	Performance
BUICK: RAINIER					
2006-04	All Models	1	A, B	210-3105	215-3105
CADILLAC: ESCALADE					
2006-02	All Models (Except EXT & ESV)	1	A, B	210-3105	215-3105
	EXT & ESV	1	A	210-1203	215-1203
	EXT & ESV	1	B	240-0231	215-4009
CHEVROLET: ASTRO					
2005-03	All Models	1	A, B	210-3105	215-3105
2002-85	All Models	1	B	210-0178	215-0178
		1	A	210-3105	215-3105
	▲ Clamp Kit 260-0160 - Fits {210-0178}				
CHEVROLET: AVALANCHE 1500 1/2 TON					
2006-00	All Models	1	A	210-0213	215-1203
		1	B	240-0231	215-4009
	▲ Clamp Kit 260-4105 - Fits {240-0231}				
CHEVROLET: AVALANCHE 2500 3/4 TON					
2006-01	All Models; With 6.0 Liter V-8	1	A,B	210-0178	215-0178
	All Models; With 8.1 Liter V-8	1	A,B	210-0160	215-0160
	▲ Clamp Kit 260-4178 - Fits {210-0160} & {210-0178}				
CHEVROLET: BLAZER (FULL SIZE)					
1982	Exc. 4 Speed Manual Trans	1	A, B	210-3105	215-3105
	w/ 4 Speed Manual Tran	1	A, B	210-0178	215-0178
	▲ Clamp Kit 260-4178 - Fits {210-0178}				
	▲ Clamp Kit 260-4105 - Fits {210-3105}				
1981-69	Exc. 4 Speed Manual Trans	1	A, B	210-0153	215-0153
	w/ 4 Speed Manual Trans	1	A	210-0178	215-0178
		1	B	210-0153	215-0153
	▲ Clamp Kit 260-0153 - Fits {210-0153}				
	▲ U-Bolt Kit 260-0121 - Fits {210-0153}				
CHEVROLET: C4500 & C5500 (Kodiak)					
2006-03	All Models - With 4 1/2" Yokes; With 2-Joint Shaft	1	A,B	230-0188	---
	All Models - With 4 1/2" Yokes; With 3-Joint Shaft	2	A,I,B	230-0188	---
	All Models - With 5 1/2" Yokes; With 2-Joint Shaft	1	A,B	230-0155	---
	All Models - With 5 1/2" Yokes; With 3-Joint Shaft	2	A,I,B	230-0155	---
	All Models - With 5 1/2" Yokes; With 4-Joint Shaft	3	A,I,I,B	230-0188	---
CHEVROLET: COLORADO					
2006-04	All Models; Extended Cab or Crew Cab - Exc. Z 71	2	A, I	210-0213	215-1203
		2	B	240-0231	215-4009
	All Models; Regular Cab	1	A	210-0213	215-1203
		1	B	240-0231	215-4009
	All Models; Z 71 Extended Cab or Crew Cab	1	A	210-0213	215-1203
		1	B	240-0231	215-4009
	▲ Clamp Kit 260-4105 - Fits {240-0231}				
CHEVROLET: LUV PICKUP					
1982-71	Standard Bed	1	A, B	220-0500	215-0500
	Long Bed	2	A, I, B	220-0500	215-0500
CHEVROLET: PICKUP 1/2 TON (10/1500 SERIES) Incl. SILVERADO					
2006-05	1500HD	2	A,I,B	210-0178	215-0178
	1500SS	2	A,I,B	211-0178	---
	All Models (Except 1500HD/SS); Extended Cab - w/ Auto. Trans.	2	A,I,B	210-3105	215-3105
	All Models (Except 1500HD/SS); Extended Cab - w/ Manual Trans.	2	A,I	210-0213	215-1203
		2	B	240-0231	215-4009
	All Models (Except 1500HD/SS); Regular Cab - Long Bed	1	A	210-0213	215-1203
		1	B	240-0231	215-4009
	All Models (Except 1500HD/SS); Regular Cab - Standard Bed	1	A,B	210-3105	215-3105



Year	Make and Model	Diagram	Location	Standard	Performance
CHEVROLET: PICKUP 1/2 TON (10/1500 SERIES) Incl. SILVERADO (Cont.)					
2006	All Models (Except 1500HD/SS); Crew Cab - Exc. Quadrasteer	1	A	210-0213	215-1203
		1	B	240-0231	215-4009
2005	All Models (Except 1500HD/SS); Crew Cab - w/ Quadrasteer	1	A,B	210-0178	215-0178
		1	A	210-0213	215-1203
2004-02	All Models; Extended Cab - w/ Auto. Trans.	1	B	240-0231	215-4009
		2	A,I,B	210-3105	215-3105
2004	All Models; Regular Cab - Long Bed	1	A	210-0213	215-1203
		1	B	240-0231	215-4009
2004	All Models; Regular Cab - Short Bed	1	A,B	210-3105	215-3105
		1	A	210-0213	215-1203
2003-02	All Models; Crew Cab	1	B	240-0231	215-4009
		2	A,I,B	210-3105	215-3105
2001-99	Regular Cab, w/ Short Bed	1	A, B	210-3105	215-3105
		1	A	210-0213	215-0354
2001-99	Regular Cab, w/ Long Bed	1	B	240-0231	215-4009**
		2	A, I, B	210-3105	215-3105
2001-99	Extended Cab; w/ Auto. Trans.	1	A	210-0213	215-0354
		1	B	240-0231	215-4009**
2001-99	Extended Cab; w/ Manual Trans., w/ Short Bed	1	A, I	210-0213	215-0354
		1	B	240-0231	215-4009**
2001-99	Extended Cab; w/ Manual Trans., w/ Long Bed	1	A, I	210-0213	215-0354
		2	B	240-0231	215-4009**
1998-97	Regular Cab w/ Long Bed	1	A	210-0213	215-0354
		1	B	240-0231	215-4009**
1998-97	Regular Cab w/ Short Bed	1	A, B	210-3105	215-3105
		2	A, I	210-0213	215-0354
1998-97	Extended Cab	1	B	240-0231	215-4009**
		2	A, I	210-0213	215-0354
1996	Regular Cab w/ Long Bed; Exc. MW3 HD 5 Speed Manual Trans	1	A	210-0213	215-0354
		1	B	240-0231	215-4009**
1996	Regular Cab w/ Long Bed; w/ MW3 HD 5 Speed Manual Trans.	1	A, I, B	210-0178	215-0178
		1	A, B	210-3105	215-3105
1996	Extended Cab; Exc. MW3 HD 5 Speed Manual Trans	1	A, I	210-0213	215-0354
		2	B	240-0231	215-4009**
1996	Extended Cab; w/ MW3 HD 5 Speed Manual Trans	1	A, I, B	210-0178	215-0178
		2	A, I, B	210-0178	215-0178
1995	Exc. Turbo Diesel	1	A	210-0213	215-0354
		1	B	240-0231	215-4009**
1995	Regular Cab w/ Long Bed; Exc. MW3 HD 5 Speed Manual Trans	1	A, I, B	210-0178	215-0178
		2	A, B	210-3105	215-3105
1995	Regular Cab w/ Short Bed	1	A, B	210-3105	215-3105
		2	A, I	210-0213	215-0354
1995	Extended Cab; Exc. MW3 HD 5 Speed Manual Trans	1	B	240-0231	215-4009**
		2	A, I, B	210-0178	215-0178
1995	Extended Cab; w/ MW3 HD 5 Speed Manual Trans	1	A, I, B	210-0178	215-0178
		2	A, I, B	210-0178	215-0178
1995	Turbo Diesel	1	A	210-0213	215-0354
		1	B	240-0231	215-4009**
1995	All	1	A, I	210-0213	215-0354
		2	B	240-0231	215-4009**
1995	All	1	A, I	210-0213	215-0354
		2	B	240-0231	215-4009**

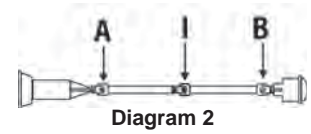
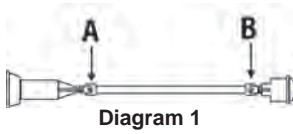
2WD TRUCKS

UNIVERSAL JOINTS



2WD TRUCKS

Year	Make and Model	Diagram	Location	Standard	Performance	
CHEVROLET: PICKUP 1/2 TON (10/1500 SERIES) Incl. SILVERADO (Cont.)						
1994	Exc. Turbo Diesel					
	Regular Cab w/ Long Bed; Exc. MT8 HD 5 Speed Manual Trans	1	A	210-0213	215-0354	
		1	B	240-0231	215-4009**	
	Regular Cab w/ Long Bed; w/ MT8 HD 5 Speed Manual Trans	2	A, I, B	210-0178	215-0178	
	Regular Cab w/ Short Bed	1	A, B	210-3105	215-3105	
	Extended Cab; w/ Auto. Trans. and Inside Lock Rings	2	A, I, B	210-3105	215-3105	
	Extended Cab; w/ Auto. Trans. and Outside Lock Rings	2	A, I	210-0213	215-0354	
		2	B	240-0231	215-4009**	
	Extended Cab; w/ MG5 Standard 5 Speed Manual Trans	2	A, I	210-0213	215-0354	
		2	B	240-0231	215-4009**	
	Extended Cab; w/ MT8 HD M/T & Aluminum Shaft	2	A, I, B	210-0178	215-0178	
	Extended Cab; w/ MT8 HD M/T & Steel Shaft	2	A, I, B	210-0178	215-0178	
	▲ Clamp Kit 260-4178 - Fits {210-0178}					
	▲ Clamp Kit 260-4105 - Fits {240-0231} & {210-3105}					
1994	Turbo Diesel					
	All	2	A, I	210-0213	215-0354	
		2	B	240-0231	215-4009**	
	▲ Clamp Kit 260-4105 - Fits {240-0231}					
1993-92	Regular Cab w/ Long Bed; Exc. MT8 HD 5 Speed Manual Trans	1	A	210-0213	215-0354	
		1	B	240-0231	215-4009**	
	Regular Cab w/ Long Bed; w/ MT8 HD 5 Speed Manual Trans	2	A, I, B	210-0178	215-0178	
	Regular Cab w/ Short Bed; Exc. MT1 4 Speed Auto. Trans	1	A, B	210-3105	215-3105	
	Regular Cab w/ Short Bed; w/ MT1 4 Speed Auto. Trans	1	A, B	210-0178	215-0178	
	Extended Cab; w/ Auto. Trans.	2	A, I, B	210-3105	215-3105	
	Extended Cab; w/ MG5 Standard 5 Speed Manual Trans	2	A, I	210-0213	215-0354	
		2	B	240-0231	215-4009**	
	Extended Cab; w/ MT8 HD 5 Speed Manual Trans	2	A, I, B	210-0178	215-0178	
	▲ Clamp Kit 260-4178 - Fits {210-0178}					
	▲ Clamp Kit 260-4105 - Fits {240-0231} & {210-3105}					
	1991	Regular Cab; w/ 2 Joint Shaft and Inside Lock Rings	1	A, B	210-3105	215-3105
		Regular Cab; w/ 2 Joint Aluminum Shaft and Outside Lock Rings	1	A, B	210-0178	215-0178
		Regular Cab; w/ 2 Joint Steel Shaft and Outside Lock Rings	1	A, B	210-0178	215-0178
Regular Cab; w/ 3 Joint Shaft		2	A, I, B	210-0178	215-0178	
Extended Cab; w/ Auto. Trans.		2	A, B	210-3105	215-3105	
		2	I	210-0178	215-0178	
Extended Cab; w/ 4 Speed Manual Trans		2	A, I, B	210-0178	215-0178	
Extended Cab; w/ MG5 Standard 5 Speed Manual Trans		2	A, I	210-0213	215-0354	
		2	B	240-0231	215-4009**	
Extended Cab; w/ MT8 HD 5 Speed Manual Trans		2	A, I, B	210-0178	215-0178	
▲ Clamp Kit 260-4178 - Fits {210-0178}						
▲ Clamp Kit 260-4105 - Fits {240-0231} & {210-3105}						
1990-89		Regular Cab; w/ 2 Joint Shaft and Aluminum Yoke	1	A	210-0213	215-0354
			1	B	240-0231	215-4009**
	Regular Cab; w/ 2 Joint Steel Shaft and Inside Lock Rings	1	A, B	210-3105	215-3105	
	Regular Cab; w/ 2 Joint Steel Shaft and Outside Lock Rings	1	A, B	210-0178	215-0178	
	Regular Cab; w/ 3 Joint Shaft	2	A, I, B	210-0178	215-0178	
	Extended Cab; w/ 4 Speed Manual Trans	2	A, I, B	210-0178	215-0178	
	Extended Cab; w/ 5 Speed Manual Trans	2	A, I	210-0213	215-0354	
		2	B	240-0231	215-4009**	
	Extended Cab; w/ Auto. Trans.; w/ Long Bed	2	A, B	210-3105	215-3105	
		2	I	210-0178	215-0178	
	Extended Cab; w/ Auto. Trans.; w/ Short Bed	2	A, I, B	210-3105	215-3105	
	▲ Clamp Kit 260-4178 - Fits {210-0178}					
	▲ Clamp Kit 260-4105 - Fits {240-0231} & {210-3105}					

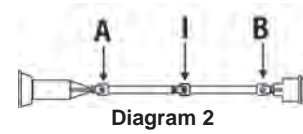
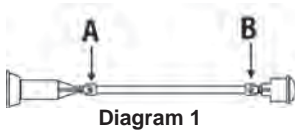


Year	Make and Model	Diagram	Location	Standard	Performance
CHEVROLET: PICKUP 1/2 TON (10/1500 SERIES) Incl. SILVERADO (Cont.)					
1988	Regular Cab; w/ 2 Joint Shaft and Aluminum Yoke	1	A	210-0213	215-0354
	1	B	240-0231	215-4009**
	Regular Cab; w/ 2 Joint Steel Shaft	1	A, B	210-3105	215-3105
	Regular Cab; w/ 3 Joint Shaft	2	A, I, B	210-0178	215-0178
	Extended Cab; w/ 4 Speed Manual Trans.	2	A, I, B	210-0178	215-0178
	Extended Cab; w/ 5 Speed Manual Trans. and Inside Lock Ring	2	A, I, B	210-3105	215-3105
	Extended Cab; w/ 5 Speed Manual Trans. and Outside Lock Ring	2	A, I	210-0213	215-0354
	2	B	240-0231	215-4009**
	Extended Cab; w/ Auto. Trans.	2	A, B	210-3105	215-3105
	2	I	210-0178	215-0178
	Extended Cab; w/ Auto. Trans.; Early Models At Support Bearing	2	I	210-3105	215-3105
	▲ Clamp Kit 260-4178 - Fits {210-0178}				
	▲ Clamp Kit 260-4105 - Fits {240-0231} & {210-3105}				
1987	w/ 2 Joint Shaft	1	A, B	210-3105	215-3105
	w/ 3 Joint Shaft; Exc. 4 Speed Manual Trans	2	A, I, B	210-3105	215-3105
	w/ 3 Joint Shaft; w/ 4 Speed Manual Trans. and V-6	2	A	210-0178	215-0178
	2	I, B	210-3105	215-3105
	w/ 3 Joint Shaft; w/ 4 Speed Manual Trans. and V-8	2	A, I, B	210-0178	215-0178
	▲ Clamp Kit 260-4178 - Fits {210-0178}				
	▲ Clamp Kit 260-4105 - Fits {210-3105}				
1986-82	w/ 2 Joint Shaft	1	A, B	210-3105	215-3105
	w/ 3 Joint Shaft; w/ Inside Lock Rings.	2	A, I, B	210-3105	215-3105
	w/ 3 Joint Shaft; w/ Outside Lock Rings	2	A, I, B	210-0178	215-0178
	▲ Clamp Kit 260-4178 - Fits {210-0178}				
	▲ Clamp Kit 260-4105 - Fits {210-3105}				
1981	w/ 2 Joint Shaft	1	A, B	210-0153	215-0153
	w/ 3 Joint Shaft; w/ 1-1/16in. OD Brg	2	A, I	210-0153	215-0153
	w/ 3 Joint Shaft; w/ 1-3/16in. OD Brg	2	A, I	210-0178	215-0178
	w/ 3 Joint Shaft; w/ 3-1/2in. Yoke	2	B	210-0153	215-0153
	w/ 3 Joint Shaft; w/ 3-7/8in. Yoke; Exc. 5.0L V-8, M20 4 Speed Manual Trans. and 8-7/8in. Ring Gear	2	B	240-0231	215-4009**
	w/ 3 Joint Shaft; w/ 5.0L V-8, M20 4 Speed Manual Trans. and 8-7/8in. Ring Gear	2	B	210-0178	215-0178
	▲ Clamp Kit 260-0153 - Fits {210-0153}				
	▲ Clamp Kit 260-4178 - Fits {210-0178}				
1980-79	w/ 2 Joint Shaft	1	A, B	210-0153	215-0153
	w/ 3 Joint Shaft; w/ 1-1/16in. OD Brg	2	A, I	210-0153	215-0153
	w/ 3 Joint Shaft; w/ 1-3/16in. OD Brg	2	A, I	210-0178	215-0178
	w/ 3 Joint Shaft; w/ 3-1/2in. Yoke	2	B	210-0153	215-0153
	w/ 3 Joint Shaft; w/ 3-7/8in. Yoke	2	B	240-0231	215-4009**
	▲ Clamp Kit 260-0153 - Fits {210-0153}				
	▲ Clamp Kit 260-4178 - Fits {210-0178}				
1978	w/ 2 Joint Shaft	1	A, B	210-0153	215-0153
	w/ 3 Joint Shaft; w/ Standard 3 Speed Manual or Turbo 350 Auto. Trans	2	A, I, B	210-0153	215-0153
	w/ 3 Joint Shaft; w/ HD 3 Speed or 4 Speed Manual Trans	2	A	210-0178	215-0178
	2	I, B	210-0153	215-0153
	w/ 3 Joint Shaft; w/ Turbo 400 Auto. Trans	2	A, B	210-0178	215-0178
	2	I	210-3105	215-3105
	▲ Clamp Kit 260-0153 - Fits {210-0153}				
	▲ Clamp Kit 260-4178 - Fits {210-0178}				
1977-73	w/ 2 Joint Shaft; w/ Standard 3 Speed Manual or Turbo 350 Auto. Trans.	1	A, B	210-0153	215-0153
	w/ 2 Joint Shaft; w/ HD 3 Speed or 4 Speed Manual Trans	1	A	210-0178	215-0178
	1	B	210-0153	215-0153
	w/ 2 Joint Shaft; w/ Turbo 400 Auto. Trans	1	A	210-0213	215-0354
	1	B	210-0153	215-0153
	w/ 3 Joint Shaft; w/ Standard 3 Speed Manual or Turbo 350 Auto. Trans	2	A, I, B	210-0153	215-0153
	w/ 3 Joint Shaft; w/ HD 3 Speed or 4 Speed Manual Trans	2	A	210-0178	215-0178
	2	I, B	210-0153	215-0153
	w/ 3 Joint Shaft; w/ Turbo 400 Auto. Trans	2	A	210-0213	215-0354
	2	I, B	210-0153	215-0153
	▲ Clamp Kit 260-0153 - Fits {210-0153}				
	▲ Clamp Kit 260-4178 - Fits {210-0178}				

2WD TRUCKS

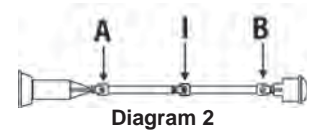
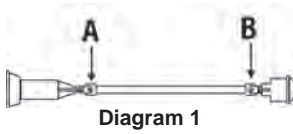
**Flush Type Grease Fitting in Bearing Cap

UNIVERSAL JOINTS



2WD TRUCKS

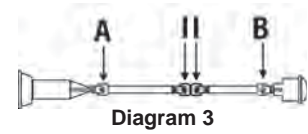
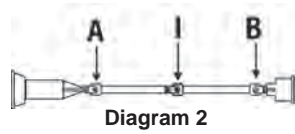
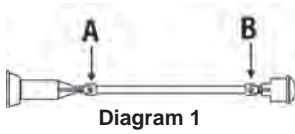
Year	Make and Model	Diagram	Location	Standard	Performance
CHEVROLET: PICKUP 1/2 TON (10/1500 SERIES) Incl. SILVERADO (Cont.)					
1972-71	w/ 2 Joint Shaft; w/ 3 Speed Manual or Auto. Trans	1	A, B	210-0153	215-0153
	w/ 2 Joint Shaft; w/ 4 Speed Manual Trans	1	A	210-0178	215-0178
	1	B	210-0153	215-0153
	w/ 3 Joint Shaft; w/ 3 Speed Manual Trans	2	A, I, B	210-0153	215-0153
	w/ 3 Joint Shaft; w/ 4 Speed Manual Trans	2	A	210-0178	215-0178
	2	I, B	210-0153	215-0153
	w/ 3 Joint Shaft; w/ Turbo 350 Auto. Trans	2	A, I, B	210-0153	215-0153
	w/ 3 Joint Shaft; w/ Turbo 400 Auto. Trans	2	A, B	210-0213	215-0354
	2	I	210-0178	215-0178
	▲ U-Bolt Kit 260-0121 - Fits {210-0213} & {210-0153}				
1970	w/ 2 Joint Shaft; w/ 3 Speed Manual or Auto. Trans	1	A, B	210-0153	215-0153
	w/ 2 Joint Shaft; w/ 4 Speed Manual Trans	1	A	210-0178	215-0178
	1	B	210-0153	215-0153
	w/ 3 Joint Shaft; w/ 3 Speed Manual Trans	2	A, I, B	210-0153	215-0153
	w/ 3 Joint Shaft; w/ 4 Speed Manual Trans.; Exc. 6.5L V-8	2	A	210-0178	215-0178
	2	I, B	210-0153	215-0153
1970	w/ 3 Joint Shaft; w/ 4 Speed Manual Trans.; w/ 6.5L V-8	2	A, I, B	210-0178	215-0178
	w/ 3 Joint Shaft; w/ Auto. Trans.; Exc. Turbo 400	2	A, I, B	210-0153	215-0153
	w/ 3 Joint Shaft; w/ Turbo 400 Auto. Trans	2	A, B	210-0213	215-0354
	2	I	210-0178	215-0178
	▲ U-Bolt Kit 260-0121 - Fits {210-0213} & {210-0153}				
1969-68	w/ 2 Joint Shaft; w/ 3 Speed Manual or Auto. Trans	1	A, B	210-0153	215-0153
	w/ 2 Joint Shaft; w/ 4 Speed Manual Trans	1	A	210-0178	215-0178
	1	B	210-0153	215-0153
	w/ 3 Joint Shaft; w/ 3 Speed Manual or Auto. Trans.; Exc. 6.5L V-8	2	A, I, B	210-0153	215-0153
	w/ 3 Joint Shaft; w/ 4 Speed Manual Trans.; Exc. 6.5L V-8	2	A	210-0178	215-0178
	2	I, B	210-0153	215-0153
	w/ 3 Joint Shaft; w/ 3 Speed Manual Trans.; w/ 6.5L V-8	2	A, I, B	210-0153	215-0153
	w/ 3 Joint Shaft; w/ 4 Speed Manual Trans.; w/ 6.5L V-8	2	A, I, B	210-0178	215-0178
	w/ 3 Joint Shaft; w/ Auto. Trans.; w/ 6.5L V-8	2	A, B	210-0213	215-0354
	2	I	210-0178	215-0178
	▲ U-Bolt Kit 260-0178 - Fits {210-0178}				
	▲ U-Bolt Kit 260-0121 - Fits {210-0213} & {210-0153}				
1967	w/ 2 Joint Shaft; w/ 3 Speed Manual or Auto. Trans	1	A, B	210-0153	215-0153
	w/ 2 Joint Shaft; w/ 4 Speed Manual Trans	1	A	210-0178	215-0178
	1	B	210-0153	215-0153
	w/ 3 Joint Shaft; w/ 3 Speed Manual or Auto. Trans	2	A, I, B	210-0153	215-0153
	w/ 3 Joint Shaft; w/ 4 Speed Manual Trans	2	A	210-0178	215-0178
	2	I, B	210-0153	215-0153
	▲ U-Bolt Kit 260-0121 - Fits {210-0153}				
1966-55	w/ 2 Joint Shaft; w/ Auto. Trans., Overdrive or Standard 3 Speed Manual Trans	1	A, B	210-0153	215-0153
	w/ 2 Joint Shaft; w/ HD 3 Speed or 4 Speed Manual Trans	1	A	210-0178	215-0178
	1	B	210-0153	215-0153
	w/ 3 Joint Shaft; w/ Auto. Overdrive or Standard 3 Speed Manual Trans	2	A, I, B	210-0153	215-0153
	w/ 3 Joint Shaft; w/ HD 3 Speed or 4 Speed Manual Trans	2	A	210-0178	215-0178
	2	I, B	210-0153	215-0153
	▲ U-Bolt Kit 260-0121 - Fits {210-0153}				
CHEVROLET: PICKUP 3/4 TON (20/2500 SERIES) Incl. SILVERADO					
2006-05	All Models with 6.0 Gas V-8; Except Extended Cab with Long Bed	2	A, I, B	210-0160	215-0160
	All Models with 6.0 Gas V-8; w/ Extended Cab with Long Bed	2	A, I, B	211-0160	---
	All Models with Turbo Diesel or 8.1 V-8; With Auto. Trans.	2	A, I, B	210-0160	215-0160
2004-01	2500HD with 6.0 Gas V-8; Except Extended Cab with Long Bed	2	A, I, B	210-0160	215-0160
	2500HD with 6.0 Gas V-8; w/ Extended Cab with Long Bed.	2	A, I, B	211-0160	---
	All Models with Turbo Diesel or 8.1 V-8; With Man. Trans.	2	A, I, B	230-0188	---
	▲ Clamp Kit 260-4178 - Fits {210-0160} & {210-0178}				
2000-99	w/ Auto. Trans.; w/ Aluminum Driveshaft Yoke	2	A, I, B	210-0178	215-0178
	w/ Auto. Trans.; w/ Steel Driveshaft	2	A, I, B	210-0178	215-0178
	w/ Manual Trans.; w/ Aluminum Driveshaft Yoke	2	A, I, B	210-0160	215-0160
	w/ Manual Trans.; w/ Steel Driveshaft.	2	A, I, B	210-0160	215-0160
	▲ Clamp Kit 260-4178 - Fits {210-0160} & {210-0178}				



Year	Make and Model	Diagram	Location	Standard	Performance
CHEVROLET: PICKUP 3/4 TON (20/2500 SERIES) Incl. SILVERADO (Cont.)					
1998-91	Regular Cab; w/ 2 Joint Shaft	1	A, B	210-0178	215-0178
	Regular Cab; w/ 3 Joint Shaft	2	A, I, B	210-0178	215-0178
	Extended Cab; w/ Steel Driveshaft	2	A, I, B	210-0178	215-0178
	Extended Cab; w/ Aluminum Driveshaft Yoke	2	A, I, B	210-0178	215-0178
	▲ Clamp Kit 260-4178 - Fits {210-0178}				
1990-89	Regular Cab; w/ 2 Joint Shaft	1	A, B	210-0178	215-0178
	Regular Cab; w/ 3 Joint Shaft	2	A, I, B	210-0178	215-0178
	Crew Cab; w/ Aluminum Driveshaft Yoke	2	A, I, B	210-0178	215-0178
	Crew Cab; w/ Steel Driveshaft Yoke	2	A, I, B	210-0178	215-0178
	Extended Cab; w/ Long Bed; w/ Aluminum Driveshaft Yoke	2	A, I, B	210-0178	215-0178
	Extended Cab; w/ Long Bed; w/ Steel Driveshaft Yoke	2	A, I, B	210-0178	215-0178
	Extended Cab; w/ Short Bed	2	A	210-0178	215-0178
		2	I, B	210-3105	215-3105
	▲ Clamp Kit 260-4178 - Fits {210-0178}				
	▲ Clamp Kit 260-4105 - Fits {210-3105}				
1988	Regular Cab; w/ 2 Joint Shaft	1	A, B	210-0178	215-0178
	Regular Cab; w/ 3 Joint Shaft	2	A, I, B	210-0178	215-0178
	Crew Cab; w/ Aluminum Driveshaft Yoke	2	A, I, B	210-0178	215-0178
	Crew Cab; w/ Steel Driveshaft	2	A, I, B	210-0178	215-0178
	Extended Cab; w/ Aluminum Driveshaft Yoke	2	A, I, B	210-0178	215-0178
	Extended Cab; w/ Steel Driveshaft	2	A, I, B	210-0178	215-0178
	▲ Clamp Kit 260-4178 - Fits {210-0178}				
1987	2 Door w/ 3 Speed Auto. Trans.; Exc. 7.4L	2	A, B	210-0178	215-0178
		2	I	210-3105	215-3105
	2 Door w/ 3 Speed Auto. Trans.; w/ 7.4L	2	A, I, B	210-0178	215-0178
	2 Door w/ 4 Speed Auto. Trans.	2	A, I	210-3105	215-3105
		2	B	210-0178	215-0178
	2 Door w/ Manual Trans	2	A, I, B	210-0178	215-0178
	4 Door	2	A, I, B	210-0178	215-0178
	▲ Clamp Kit 260-4178 - Fits {210-0178}				
1986-82	w/ Inside Lock Rings	2	A, I, B	210-3105	215-3105
	w/ Outside Lock Rings	2	A, I, B	210-0178	215-0178
	▲ Clamp Kit 260-4178 - Fits {210-0178}				
1981	2 Door Pick Up & Chassis Cab				
	Exc. 4 Speed Manual and Turbo 400 Auto. Trans.	2	A, I	210-0153	215-0153
		2	B	210-3105	215-3105
	w/ 4 Speed Manual Trans	2	A, I	210-0178	215-0178
		2	B	210-3105	215-3105
	w/ Turbo 400 Auto. Trans	2	A	210-0178	215-0178
		2	I	210-0153	215-0153
		2	B	210-3105	215-3105
	▲ Clamp Kit 260-4105 - Fits {210-3105}				
	4 Door Pick Up & Chassis Cab				
	Exc. 7.4L and 4 Speed Manual Trans	2	A, B	210-0178	215-0178
		2	I	210-0153	215-0153
	7.4L or 4 Speed Manual Trans	2	A, I, B	210-0178	215-0178
	▲ Clamp Kit 260-4178 - Fits {210-0178}				
1980-78	w/ 2 Joint Shaft	1	A, B	210-0153	215-0153
	w/ Standard 3 Joint Shaft; w/ 1-1/16in. OD Brg.	2	A, I, B	210-0153	215-0153
	w/ HD 3 Joint Shaft; w/ 1-3/16in. OD Brg	2	A, I, B	210-0178	215-0178
	Partial Production	2	A, I	210-0178	215-0178
		2	B	210-3105	215-3105
	▲ Clamp Kit 260-4178 - Fits {210-0178}				
1977-73	6.6L	2	A	210-0213	215-0354
		2	I, B	210-0178	215-0178
	Exc. 6.6L	2	A, I	210-0153	215-0153
		2	B	210-0178	215-0178
1972-67	w/ Standard 3 Speed Manual or Auto. Trans	2	A, I, B	210-0153	215-0153
	w/ HD 3 Speed or 4 Speed Manual Trans	2	A, I, B	210-0178	215-0178
	▲ U-Bolt Kit 260-0121 - Fits {210-0153}				
	▲ U-Bolt Kit 260-0178 - Fits {210-0178}				

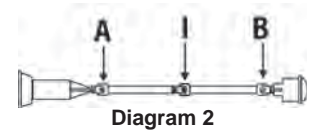
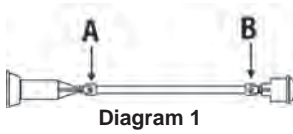
2WD TRUCKS

UNIVERSAL JOINTS



2WD TRUCKS

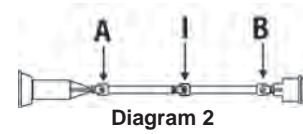
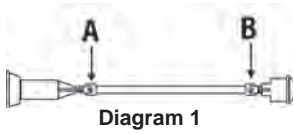
Year	Make and Model	Diagram	Location	Standard	Performance
CHEVROLET: PICKUP 3/4 TON (20/2500 SERIES) Incl. SILVERADO (Cont.)					
1966-63	w/ Standard 3 Speed Manual or Powerglide Auto. Trans	1	A	210-0153	215-0153
	1	B	210-0178	215-0178
	w/ HD 3 Speed or 4 Speed Manual Trans	1	A, B	210-0178	215-0178
	w/ Turbo Hydra-Matic Auto. Trans	2	A, I	210-0153	215-0153
	2	B	210-0178	215-0178
	▲ U-Bolt Kit 260-0178 - Fits {210-0178}				
1962-61	w/ Auto. Trans	2	A	210-0153	215-0153
	2	I, B	210-0178	215-0178
	w/ HD 3 Speed or 4 Speed Manual Trans	2	A, I, B	210-0178	215-0178
	w/ Standard 3 Speed Manual Trans	1	A	210-0153	215-0153
	1	B	210-0178	215-0178
	▲ U-Bolt Kit 260-0178 - Fits {210-0178}				
1960	w/ 2 Joint Shaft; Exc. 3 Speed Manual Trans	1	A, B	210-0178	215-0178
	w/ 2 Joint Shaft; w/ 3 Speed Manual Trans	1	A	210-0153	215-0153
	1	B	210-0178	215-0178
	w/ 3 Joint Shaft	2	A, I, B	210-0178	215-0178
	▲ U-Bolt Kit 260-0178 - Fits {210-0178}				
CHEVROLET: PICKUP 1 TON (30/3500 SERIES) Incl. SILVERADO					
2006-03	All Models with 6.0 Gas V-8 (Except Extended Cab Pick Up with Long Bed)	2	A, I, B	210-0160	215-0160
	All Models with Turbo Diesel or 8.1 V-8; With Auto. Trans	2	A, I, B	210-0160	215-0160
	All Models with Turbo Diesel or 8.1 V-8; With Man. Trans	2	A, I, B	230-0188	---
	Extended Cab Pick Up with Long Bed and 6.0 V-8	2	A, I, B	211-0160	---
2002-01	Carryover Chassis Cab; On 135.5" or 159.5"	2	A, I, B	210-0160	215-0160
	Carryover Chassis Cab; On 185.5" WB	3	A, I, I, B	210-0160	215-0160
	Silverado Extended Cab with Long Bed and 6.0 V-8	2	A, I, B	211-0160	---
	Silverado with 6.0 V-8 (Except Extended Cab with Long Bed)	2	A, I, B	210-0160	215-0160
	Silverado with Turbo Diesel or 8.1 V-8; With Auto. Trans	2	A, I, B	210-0160	215-0160
	Silverado with Turbo Diesel or 8.1 V-8; With Man. Trans	2	A, I, B	230-0188	---
	▲ Clamp Kit 260-4178 - Fits {210-0160}				
2000-97	Chassis Cab On 135.5in. or 159.5in. WB				
	Exc. 15000# GVWR	2	A	210-0178	215-0178
	2	I, B	210-0160	215-0160
	w/ 15000# GVWR	2	A, I, B	210-0160	215-0160
	▲ Clamp Kit 260-0160 or 260-4178 - Fits {210-0160}				
	Chassis Cab On 183.5in. WB				
	All	3	A, I, I, B	210-0160	215-0160
	▲ Clamp Kit 260-0160 or 260-4178 - Fits {210-0160}				
	Pick Up & Chassis Cab On 131.5in. or 155.5in. WB				
	On 131.5in. WB	2	A, I, B	210-0178	215-0178
	On 155.5in. WB; w/ Auto. Trans	2	A, I, B	210-0178	215-0178
	On 155.5in. WB; w/ Manual Trans	2	A, I, B	210-0178	215-0178
	▲ Clamp Kit 260-4178 - Fits {210-0178}				
1996-92	3500HD				
	All	2	A, I, B	210-0160	215-0160
	▲ Clamp Kit 260-0160 - Fits {210-0160}				
	Chassis Cab On 183.5in. WB				
	All	3	A, I	210-0160	215-0160
	3	I, B	210-0160	215-0160
	▲ Clamp Kit 260-0160 or 260-4178 - Fits {210-0160}				
	Exc. 3500HD & Chassis Cab On 183.5in. WB				
	Exc. Dual Rear Wheels	2	A, I, B	210-0178	215-0178
	w/ Dual Rear Wheels	2	A, I, B	210-0178	215-0178
	▲ Clamp Kit 260-4178 - Fits {210-0178}				
1991	Chassis Cab On 183.5in. WB				
	All	3	A, I, I, B	210-0160	215-0160
	▲ Clamp Kit 260-0160 or 260-4178 - Fits {210-0160}				
	Exc. Chassis Cab On 183.5in. WB				
	w/ Aluminum Yoke	2	A, I, B	210-0178	215-0178
	w/ Steel Yoke	2	A, I, B	210-0178	215-0178
	▲ Clamp Kit 260-4178 - Fits {210-0178}				



Year	Make and Model	Diagram	Location	Standard	Performance
CHEVROLET: PICKUP 1 TON (30/3500 SERIES) Incl. SILVERADO (Cont.)					
1990-88	w/ Aluminum Yoke	2	A, I, B	210-0178	215-0178
	w/ Steel Yoke	2	A, I, B	210-0178	215-0178
	▲ Clamp Kit 260-4178 - Fits {210-0178}				
1987-79	All	2	A, I, B	210-0178	215-0178
	▲ Clamp Kit 260-4178 - Fits {210-0178}				
1978-73	Crew Cab				
	All	2	A, I, B	210-0178	215-0178
	▲ Clamp Kit 260-4178 - Fits {210-0178}				
	▲ U-Bolt Kit 260-0178 - Fits {210-0178}				
	Exc. Crew Cab				
	w/ Standard 3 Speed Manual or Turbo 350 Auto. Trans	2	A, I	210-0153	215-0153
	2	B	210-0178	215-0178
	w/ 4 Speed Manual or Turbo 400 Auto. Trans. or Dual Rear Wheels	2	A, I, B	210-0178	215-0178
	▲ Clamp Kit 260-4178 - Fits {210-0178}				
1972-68	w/ Auto. Trans.; Exc. 396 and 400 V-8	2	A	210-0153	215-0153
	2	I, B	210-0178	215-0178
	w/ Auto. Trans.; w/ 396 or 400 V-8	2	A	210-0213	215-0354
	2	I, B	210-0178	215-0178
	w/ Manual Trans	2	A, I, B	210-0178	215-0178
	▲ U-Bolt Kit 260-0178 - Fits {210-0178}				
1967-60	w/ Auto. Trans	2	A	210-0153	215-0153
	2	I, B	210-0178	215-0178
	w/ Manual Trans	2	A, I, B	210-0178	215-0178
CHEVROLET: S10 BLAZER					
2005-83	All Models	1	A, B	210-3105	215-3105
	▲ Clamp Kit 260-4105 - Fits {210-3105}				
CHEVROLET: S10 PICKUP (Includes SSR)					
2006-03	SSR	1	A, B	210-3105	215-3105
2004	All Models	1	A, B	210-3105	215-3105
2003-97	All Models; Extended Cab	2	A, I, B	210-3105	215-3105
	All Models; Regular Cab	1	A, B	210-3105	215-3105
	▲ Clamp Kit 260-4105 - Fits {210-3105}				
	▲ Ball Seat Kit 260-1200				
1996-94	Regular Cab; w/ Long Bed	1	A	210-0213	215-0354
	1	B	240-0231	215-4009**
	Regular Cab; w/ Short Bed	1	A, B	210-3105	215-3105
	Extended Cab	2	A, I, B	210-3105	215-3105
	▲ Clamp Kit 260-4105 - Fits {210-3105} & {240-0231}				
	▲ Ball Seat Kit 260-1200				
1993-82	Regular Cab; w/ Long Bed	2	A, I, B	210-3105	215-3105
	Regular Cab; w/ Short Bed	1	A, B	210-3105	215-3105
	Chassis Cab	2	A, I, B	210-3105	215-3105
	Maxicab/Extended Cab	2	A, I, B	210-3105	215-3105
	▲ Clamp Kit 260-4105 - Fits {210-3105}				
CHEVROLET: SUBURBAN 1/2 TON (10/1500 SERIES)					
2006-00	All Models	1	A	210-0213	215-1203
	1	B	240-0231	215-4009
	▲ Clamp Kit 260-4105 - Fits {240-0231}				
1999-96	Diesel	1	A, B	210-0178	215-0178
	Exc. Diesel	1	A	210-0213	215-0354
	1	B	240-0231	215-4009**
	▲ Clamp Kit 260-4178 - Fits {210-0178}				
	▲ Clamp Kit 260-4105 - Fits {240-0231}				
1995-94	Exc. MT1 4 Speed Auto. Trans	1	A	210-0213	215-0354
	1	B	240-0231	215-4009**
	w/ MT1 4 Speed Auto. Trans	1	A, B	210-0178	215-0178
	▲ Clamp Kit 260-4178 - Fits {210-0178}				
	▲ Clamp Kit 260-4105 - Fits {240-0231}				

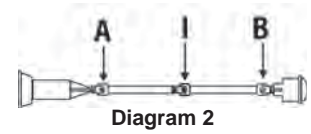
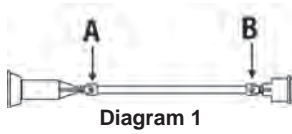
2WD TRUCKS

UNIVERSAL JOINTS



2WD TRUCKS

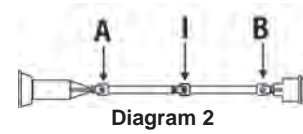
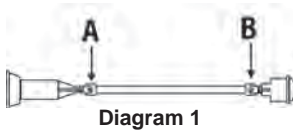
Year	Make and Model	Diagram	Location	Standard	Performance	
CHEVROLET: SUBURBAN 1/2 TON (10/1500 SERIES) (Cont.)						
1993-92	All	1	A	210-0213	215-0354	
		1	B	240-0231	215-4009**	
	Clamp Kit 260-4105 - Fits {240-0231}					
1991-87	w/ 2 Joint Shaft	1	A, B	210-3105	215-3105	
	w/ 3 Joint Shaft	2	A, I, B	210-3105	215-3105	
	▲ Clamp Kit 260-4105 - Fits {210-3105}					
1986-82	w/ 2 Joint Shaft	1	A, B	210-3105	215-3105	
	w/ 3 Joint Shaft; w/ Inside Lock Rings	2	A, I, B	210-3105	215-3105	
	w/ 3 Joint Shaft; w/ Outside Lock Rings	2	A, I, B	210-0178	215-0178	
	▲ Clamp Kit 260-4178 - Fits {210-0178}					
	▲ Clamp Kit 260-4105 - Fits {210-3105}					
1981-79	w/ 2 Joint Shaft	1	A, B	210-0153	215-0153	
	w/ 3 Joint Shaft; Exc. Turbo 400 Auto. and 4 Speed Manual Trans	2	A, I, B	210-0153	215-0153	
	w/ 3 Joint Shaft; w/ Turbo 400 Auto. or 4 Speed Manual Trans	2	A, I, B	210-0178	215-0178	
	▲ Clamp Kit 260-0153 - Fits {210-0153}					
1978	w/ 2 Joint Shaft	1	A, B	210-0153	215-0153	
	w/ 3 Joint Shaft; w/ HD 3 Speed or 4 Speed Manual Trans	2	A	210-0178	215-0178	
		2	I, B	210-0153	215-0153	
	w/ 3 Joint Shaft; w/ Standard 3 Speed Manual or Turbo 350 Auto. Trans	2	A, I, B	210-0153	215-0153	
	w/ 3 Joint Shaft; w/ Turbo 400 Auto. Trans	2	A, B	210-0178	215-0178	
		2	I	210-3105	215-3105	
	▲ Clamp Kit 260-0153 - Fits {210-0153}					
	▲ Clamp Kit 260-4178 - Fits {210-0178}					
1977-73	w/ 2 Joint Shaft; w/ HD 3 Speed or 4 Speed Manual Trans	1	A	210-0178	215-0178	
		1	B	210-0153	215-0153	
	w/ 2 Joint Shaft; w/ Standard 3 Speed Manual or Turbo 350 Auto. Trans	1	A, B	210-0153	215-0153	
	w/ 2 Joint Shaft; w/ Turbo 400 Auto. Trans	1	A	210-0213	215-0354	
		1	B	210-0153	215-0153	
	w/ 3 Joint Shaft; w/ HD 3 Speed or 4 Speed Manual Trans	2	A	210-0178	215-0178	
		2	I, B	210-0153	215-0153	
	w/ 3 Joint Shaft; w/ Standard 3 Speed Manual or Turbo 350 Auto. Trans	2	A, I, B	210-0153	215-0153	
	w/ 3 Joint Shaft; w/ Turbo 400 Auto. Trans	2	A	210-0213	215-0354	
		2	I, B	210-0153	215-0153	
	▲ Clamp Kit 260-0153 - Fits {210-0153}					
		▲ Clamp Kit 260-4178 - Fits {210-0178}				
	1972-71	w/ 2 Joint Shaft; w/ 3 Speed Manual or Auto. Trans	1	A, B	210-0153	215-0153
		w/ 2 Joint Shaft; w/ 4 Speed Manual Trans	1	A	210-0178	215-0178
		1	B	210-0153	215-0153	
w/ 3 Joint Shaft; w/ 3 Speed Manual Trans		2	A, I, B	210-0153	215-0153	
w/ 3 Joint Shaft; w/ 4 Speed Manual Trans		2	A	210-0178	215-0178	
		2	I, B	210-0153	215-0153	
w/ 3 Joint Shaft; w/ Turbo 350 Auto. Trans		2	A, I, B	210-0153	215-0153	
w/ 3 Joint Shaft; w/ Turbo 400 Auto. Trans		2	A, B	210-0213	215-0354	
		2	I	210-0178	215-0178	
▲ U-Bolt Kit 260-0121 - Fits {210-0213} & {210-0153}						
1970	w/ 2 Joint Shaft; w/ 3 Speed Manual or Auto. Trans	1	A, B	210-0153	215-0153	
	w/ 2 Joint Shaft; w/ 4 Speed Manual Trans	1	A	210-0178	215-0178	
		1	B	210-0153	215-0153	
	w/ 3 Joint Shaft; w/ 3 Speed Manual Trans	2	A, I, B	210-0153	215-0153	
	w/ 3 Joint Shaft; w/ 4 Speed Manual Trans. and 6.5L V-8	2	A, I, B	210-0178	215-0178	
	w/ 3 Joint Shaft; w/ 4 Speed Manual Trans.; Exc. 6.5L V-8	2	A	210-0178	215-0178	
		2	I, B	210-0153	215-0153	
	w/ 3 Joint Shaft; w/ Auto. Trans.; Exc. Turbo 400	2	A, I, B	210-0153	215-0153	
	w/ 3 Joint Shaft; w/ Turbo 400 Auto. Trans	2	A, B	210-0213	215-0354	
		2	I	210-0178	215-0178	
	▲ U-Bolt Kit 260-0121 - Fits {210-0213} & {210-0153}					



Year	Make and Model	Diagram	Location	Standard	Performance
CHEVROLET: SUBURBAN 1/2 TON (10/1500 SERIES) (Cont.)					
1969-68	w/ 2 Joint Shaft; w/ 3 Speed Manual or Auto. Trans	1	A, B	210-0153	215-0153
	w/ 2 Joint Shaft; w/ 4 Speed Manual Trans	1	A	210-0178	215-0178
	1	B	210-0153	215-0153
	w/ 3 Joint Shaft; 6.5L V-8; w/ 3 Speed Manual Trans	2	A, I, B	210-0153	215-0153
	w/ 3 Joint Shaft; 6.5L V-8; w/ 4 Speed Manual Trans	2	A, I, B	210-0178	215-0178
	w/ 3 Joint Shaft; 6.5L V-8; w/ Auto. Trans	2	A, B	210-0213	215-0354
	2	I	210-0178	215-0178
	w/ 3 Joint Shaft; w/ 3 Speed Manual or Auto. Trans.; Exc. 6.5L V-8	2	A, I, B	210-0153	215-0153
	w/ 3 Joint Shaft; w/ 4 Speed Manual Trans.; Exc. 6.5L V-8	2	A	210-0178	215-0178
	2	I, B	210-0153	215-0153
▲ U-Bolt Kit 260-0178 - Fits {210-0178}					
▲ U-Bolt Kit 260-0121 - Fits {210-0213} & {210-0153}					
1967	w/ 2 Joint Shaft; w/ 3 Speed Manual or Auto. Trans	1	A, B	210-0153	215-0153
	w/ 2 Joint Shaft; w/ 4 Speed Manual Trans	1	A	210-0178	215-0178
	1	B	210-0153	215-0153
	w/ 3 Joint Shaft; w/ 3 Speed Manual or Auto. Trans	2	A, I, B	210-0153	215-0153
	w/ 3 Joint Shaft; w/ 4 Speed Manual Trans	2	A	210-0178	215-0178
	2	I, B	210-0153	215-0153
▲ U-Bolt Kit 260-0121 - Fits {210-0153}					
1966-55	w/ 2 Joint Shaft; w/ Auto. Trans., Overdrive or Standard 3 Speed Manual Trans	1	A, B	210-0153	215-0153
	w/ 2 Joint Shaft; w/ HD 3 Speed or 4 Speed Manual Trans	1	A	210-0178	215-0178
	1	B	210-0153	215-0153
	w/ 3 Joint Shaft; w/ Auto. Overdrive or Standard 3 Speed Manual Trans	2	A, I, B	210-0153	215-0153
	w/ 3 Joint Shaft; w/ HD 3 Speed or 4 Speed Manual Trans	2	A	210-0178	215-0178
	2	I, B	210-0153	215-0153
▲ U-Bolt Kit 260-0121 - Fits {210-0153}					
CHEVROLET: SUBURBAN 3/4 TON (20/2500 SERIES)					
2006-01	All Models; With 6.0 Liter V-8	1	A,B	210-0178	215-0178
	All Models; With 8.1 Liter V-8	1	A,B	210-0160	215-0160
▲ Clamp Kit 260-4178 - Fits {210-0160} & {210-0178}					
2000-92	w/ Aluminum Yoke	1	A, B	210-0178	215-0178
	w/ Steel Yoke	1	A, B	210-0178	215-0178
▲ Clamp Kit 260-4178 - Fits {210-0178}					
1991	6.2L Diesel	2	A, B	210-0178	215-0178
	2	I	210-3105	215-3105
	Exc. 6.2L Diesel	2	A, I, B	210-0178	215-0178
▲ Clamp Kit 260-4178 - Fits {210-0178}					
1990-87	7.4L w/ Auto. Trans	2	A, I, B	210-0178	215-0178
	Exc. 7.4L w/ Auto. Trans	2	A, B	210-0178	215-0178
	2	I	210-3105	215-3105
▲ Clamp Kit 260-4178 - Fits {210-0178}					
1986-82	w/ 2 Joint Shaft	1	A, B	210-3105	215-3105
	w/ 3 Joint Shaft; Exc. 7.4L; Exc. 4 Speed Manual and Turbo 400 Auto. Trans	2	A, B	210-3105	215-3105
	2	I	210-0178	215-0178
	w/ 3 Joint Shaft; w/ 7.4L	2	A, I, B	210-0178	215-0178
	w/ 3 Joint Shaft; w/ 4 Speed Manual Trans. or Turbo 400 Auto. Trans	2	A, I	210-0178	215-0178
	2	B	210-3105	215-3105
▲ Clamp Kit 260-4178 - Fits {210-0178}					
1981	7.4L	2	A, I, B	210-0178	215-0178
	w/ Auto. Trans.; Exc. 7.4L	2	A, I	210-0178	215-0178
	2	B	210-0153	215-0153
	w/ Manual Trans.; Exc. 7.4L	2	A, I	210-0178	215-0178
	2	B	210-3105	215-3105
▲ Clamp Kit 260-4178 - Fits {210-0178}					
1980-78	w/ Turbo 350 Auto. Trans	2	A, I, B	210-0153	215-0153
	w/ Turbo 400 Auto. or 4 Speed Manual Trans.	2	A, I, B	210-0178	215-0178

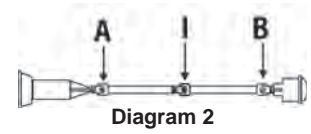
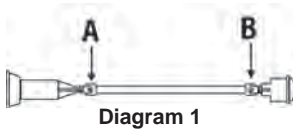
2WD TRUCKS

UNIVERSAL JOINTS



2WD TRUCKS

Year	Make and Model	Diagram	Location	Standard	Performance
CHEVROLET: SUBURBAN 3/4 TON (20/2500 SERIES)					
1977-73	6.6L	2	A	210-0213	215-0354
		2	I, B	210-0178	215-0178
	Exc. 6.6L	2	A, I	210-0153	215-0153
		2	B	210-0178	215-0178
	1972-67 w/ HD 3 Speed or 4 Speed Manual Trans.	2	A, I, B	210-0178	215-0178
	w/ Standard 3 Speed Manual or Auto. Trans	2	A, I, B	210-0153	215-0153
	▲ U-Bolt Kit 260-0121 - Fits {210-0153}				
	▲ U-Bolt Kit 260-0178 - Fits {210-0178}				
1966-63	w/ HD 3 Speed or 4 Speed Manual Trans.	1	A, B	210-0178	215-0178
	w/ Standard 3 Speed Manual or Powerglide Auto. Trans	1	A	210-0153	215-0153
		1	B	210-0178	215-0178
	w/ Turbo Hydra-Matic Auto. Trans	2	A, I	210-0153	215-0153
		2	B	210-0178	215-0178
	▲ U-Bolt Kit 260-0178 - Fits {210-0178}				
1962-61	w/ Auto. Trans	2	A	210-0153	215-0153
		2	I, B	210-0178	215-0178
	w/ HD 3 Speed or 4 Speed Manual Trans.	2	A, I, B	210-0178	215-0178
	w/ Standard 3 Speed Manual Trans	1	A	210-0153	215-0153
		1	B	210-0178	215-0178
	▲ U-Bolt Kit 260-0178 - Fits {210-0178}				
1960	w/ 2 Joint Shaft; Exc. 3 Speed Manual Trans	1	A, B	210-0178	215-0178
	w/ 2 Joint Shaft; w/ 3 Speed Manual Trans	1	A	210-0153	215-0153
		1	B	210-0178	215-0178
	w/ 3 Joint Shaft	2	A, I, B	210-0178	215-0178
	▲ U-Bolt Kit 260-0178 - Fits {210-0178}				
CHEVROLET: TAHOE					
2006-95	All Models	1	A, B	210-3105	215-3105
	▲ Clamp Kit 260-4105 - Fits {210-3105}				
CHEVROLET: TRACKER					
2004-98	All Models	1	A, B	220-0081	215-0081
CHEVROLET: TRAILBLAZER					
2006	All Models (Excl. SS)	1	A, B	210-3105	215-3105
	SS	1	A, B	211-0178	
2005-02	All Models	1	A, B	210-3105	215-3105
	▲ U-Bolt Kit 260-1204 - Fits {210-3105}				
CHEVROLET: VAN G10/1500 (Incl. EXPRESS)					
2004-97	All Models	1	A, B	210-0178	215-0178
1996	On 110in. WB	1	A, B	210-3105	215-3105
	On 135in. WB	1	A, B	210-0178	215-0178
	▲ Clamp Kit 260-4105 - Fits {210-3105}				
1995-91	On 110in. WB	1	A, B	210-3105	215-3105
	On 125in. WB; w/ Aluminum Driveshaft Yoke	1	A	210-0213	215-0354
		1	B	240-0231	215-4009**
	On 125in. WB; w/ Steel Driveshaft	1	A, B	210-3105	215-3105
	▲ Clamp Kit 260-4105 - Fits {240-0231} & {210-3105}				
1990	On 110in. WB	1	A, B	210-3105	215-3105
	On 125in. WB; w/ 2 Joint Shaft; w/ Aluminum Driveshaft Yoke	1	A	210-0213	215-0354
		1	B	240-0231	215-4009**
	On 125in. WB; w/ 2 Joint Steel Driveshaft	1	A, B	210-3105	215-3105
	On 125in. WB; w/ 3 Joint Shaft	2	A, I, B	210-3105	215-3105
	▲ Clamp Kit 260-4105 - Fits {240-0231} & {210-3105}				
1989-85	On 110in. WB	1	A, B	210-3105	215-3105
	On 125in. WB; w/ 2 Joint Shaft	1	A, B	210-3105	215-3105
	On 125in. WB; w/ 3 Joint Shaft	2	A, I, B	210-3105	215-3105
	▲ Clamp Kit 260-4105 - Fits {210-3105}				

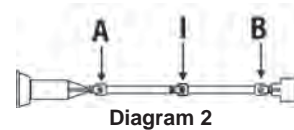
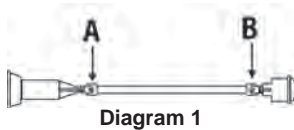


Year	Make and Model	Diagram	Location	Standard	Performance
CHEVROLET: VAN G10/1500 (Incl. EXPRESS) (Cont.)					
1984-82	w/ 2 Joint Shaft	1	A, B	210-3105	215-3105
	w/ 3 Joint Shaft; Exc. Turbo 400 Auto. Trans	2	A, I, B	210-3105	215-3105
	w/ 3 Joint Shaft; w/ Turbo 400 Auto. Trans	2	A	210-0178	215-0178
		2	I, B	210-3105	215-3105
	▲ Clamp Kit 260-4105 - Fits {210-3105}				
1981-78	w/ 2 Joint Shaft; w/ Inside Lock Rings	1	A, B	210-3105	215-3105
	w/ 2 Joint Shaft; w/ Outside Lock Rings	1	A, B	210-0153	215-0153
	w/ 3 Joint Shaft	2	A	210-3105	215-3105
	w/ 3 Joint Shaft; w/ 2-9/16in. Yoke	2	I, B	210-3105	215-3105
	w/ 3 Joint Shaft; w/ 3-1/2in. Yoke	2	I, B	210-0153	215-0153
	w/ 3 Joint Shaft; w/ 4in. Yoke	2	I, B	210-0178	215-0178
	▲ Clamp Kit 260-0153 - Fits {210-0153}				
▲ Clamp Kit 260-4105 - Fits {210-3105}					
1977-64	w/ 2 Joint Shaft	1	A, B	210-0153	215-0153
	w/ 3 Joint Shaft	2	A, I, B	210-0153	215-0153
	▲ Clamp Kit 260-0153 - Fits {210-0153}				
	▲ U-Bolt Kit 260-0121 - Fits {210-0153}				
CHEVROLET: VAN G20/2500 (Incl. EXPRESS)					
2006-97	All Models; On 135" WB	1	A, B	210-0178	215-0178
	All Models; On 155" WB	2	A, I, B	210-0178	215-0178
	▲ Clamp Kit 260-4178 - Fits {210-0178}				
1996	On 110in. WB	1	A, B	210-3105	215-3105
	On 135in. WB	1	A, B	210-0178	215-0178
	On 155in. WB	2	A, I, B	210-0178	215-0178
	▲ Clamp Kit 260-4178 - Fits {210-0178}				
	▲ Clamp Kit 260-4105 - Fits {210-3105}				
1995-91	On 110in. WB	1	A, B	210-3105	215-3105
	On 125in. WB; w/ Aluminum Driveshaft Yoke	1	A	210-0213	215-0354
		1	B	240-0231	215-4009**
	On 125in. WB; w/ Steel Driveshaft	1	A, B	210-3105	215-3105
	▲ Clamp Kit 260-4105 - Fits {210-3105} & {240-0231}				
1990	On 110in. WB	1	A, B	210-3105	215-3105
	On 125in. WB; w/ 2 Joint Steel Driveshaft	1	A, B	210-3105	215-3105
	On 125in. WB; w/ Aluminum Driveshaft Yoke	1	A	210-0213	215-0354
		1	B	240-0231	215-4009**
	w/ 3 Joint Shaft	2	A, I, B	210-3105	215-3105
	▲ Clamp Kit 260-4105 - Fits {210-3105} & {240-0231}				
1989-85	On 110in. WB	1	A, B	210-3105	215-3105
	On 125in. WB; w/ 2 Joint Shaft	1	A, B	210-3105	215-3105
	On 125in. WB; w/ 3 Joint Shaft	2	A, I, B	210-3105	215-3105
	▲ Clamp Kit 260-4105 - Fits {210-3105}				
1984	w/ 2 Joint Shaft	1	A, B	210-3105	215-3105
	w/ 3 Joint Shaft; Exc. Turbo 400 Auto. Trans	2	A, I, B	210-3105	215-3105
	w/ 3 Joint Shaft; w/ Turbo 400 Auto. Trans	2	A	210-3105	215-3105
		2	I, B	210-0178	215-0178
	▲ Clamp Kit 260-4178 - Fits {210-0178}				
	▲ Clamp Kit 260-4105 - Fits {210-3105}				
1983-82	w/ 2 Joint Shaft	1	A, B	210-3105	215-3105
	w/ 3 Joint Shaft	2	A, I, B	210-3105	215-3105
	▲ Clamp Kit 260-4105 - Fits {210-3105}				
1981	w/ 2 Joint Shaft; w/ Inside Lock Rings	1	A, B	210-3105	215-3105
	w/ 2 Joint Shaft; w/ Outside Lock Rings	1	A, B	210-0153	215-0153
	w/ 3 Joint Shaft	2	A	210-3105	215-3105
	w/ 3 Joint Shaft; w/ 1-1/16in. OD Brg	2	I, B	210-0153	215-0153
	w/ 3 Joint Shaft; w/ 1-3/16in. OD Brg	2	I, B	210-0178	215-0178
	▲ Clamp Kit 260-4105 - Fits {210-3105}				
1980	w/ 2 Joint Shaft; w/ Inside Lock Rings	1	A, B	210-3105	215-3105
	w/ 2 Joint Shaft; w/ Outside Lock Rings	1	A, B	210-0153	215-0153
	w/ 3 Joint Shaft; Exc. Manual Trans. and 6.6L V-8	2	A, I, B	210-3105	215-3105
	w/ 3 Joint Shaft; w/ Manual Trans. or 6.6L V-8	2	A	210-3105	215-3105
		2	I	210-0213	215-0354
		2	B	210-0178	215-0178
	▲ Clamp Kit 260-4105 - Fits {210-3105}				

2WD TRUCKS

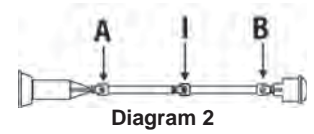
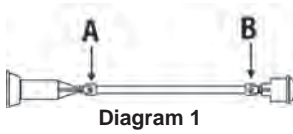
**Flush Type Grease Fitting in Bearing Cap

UNIVERSAL JOINTS



2WD TRUCKS

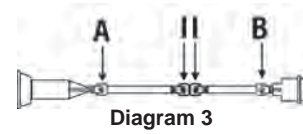
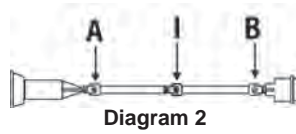
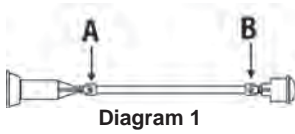
Year	Make and Model	Diagram	Location	Standard	Performance
CHEVROLET: VAN G20/2500 (Incl. EXPRESS) (Cont.)					
1979	w/ 2 Joint Shaft; w/ Inside Lock Rings	1	A, B	210-3105	215-3105
	w/ 2 Joint Shaft; w/ Outside Lock Rings	1	A, B	210-0153	215-0153
	w/ 3 Joint Shaft; Exc. 6.6L V-8	2	A	210-3105	215-3105
		2	I, B	210-0153	215-0153
	w/ 3 Joint Shaft; w/ 6.6L V-8	2	A	210-3105	215-3105
		2	I	210-0213	215-0354
		2	B	210-0178	215-0178
	▲ Clamp Kit 260-4105 - Fits {210-3105}				
1978-76	w/ 2 Joint Shaft; Exc. 6.6L V-8	1	A, B	210-0153	215-0153
	w/ 2 Joint Shaft; w/ 6.6L V-8	1	A	210-3105	215-3105
		1	B	240-0231	215-4009**
	w/ 3 Joint Shaft; Exc. 6.6L V-8	2	A, I, B	210-0153	215-0153
	w/ 3 Joint Shaft; w/ 6.6L V-8	2	A	210-3105	215-3105
		2	I	210-0178	215-0178
		2	B	210-0213	215-0354
1975-67	w/ 2 Joint Shaft	1	A, B	210-0153	215-0153
	w/ 3 Joint Shaft	2	A, I, B	210-0153	215-0153
	Partial Production	2	A	210-3105	215-3105
		2	I, B	210-0153	215-0153
	▲ U-Bolt Kit 260-0121 - Fits {210-0153}				
CHEVROLET: VAN G30/3500 (Incl. EXPRESS)					
2006-05	Commercial Cutaway; On 139" WB Exc. Dual Rear Wheels	1	A,B	210-0178	215-0178
	Commercial Cutaway; On 139" WB w/ Dual Rear Wheels	1	A,B	210-0160	215-0160
	Commercial Cutaway; On 159" or 177" WB	2	I,B	210-0160	215-0160
		2	A	210-0178	215-0178
2006-03	All Models (Except Commercial Cutaway); On 135" WB	1	A,B	210-0178	215-0178
	All Models (Except Commercial Cutaway); On 155" WB	2	A,I,B	210-0178	215-0178
2004-03	Commercial Cutaway; On 139" WB	1	A,B	210-0160	215-0160
	Commercial Cutaway; On 159" or 177" WB	2	I,B	210-0160	215-0160
		2	A	210-0178	215-0178
2002-01	All Models (Except Commercial Cutaway with 8.1 V-8); On 135" or 139" WB	1	A,B	210-0178	215-0178
	All Models (Except Commercial Cutaway with 8.1 V-8); On 155", 159" or 177" WB	2	A,I,B	210-0178	215-0178
	Commercial Cutaway with 8.1 V-8; On 139" WB	1	A,B	210-0160	215-0160
	Commercial Cutaway with 8.1 V-8; On 159" or 177" WB	2	A,I,B	210-0160	215-0160
	▲ Clamp Kit 260-4178 - Fits {210-0160} & {210-0178}				
2000-96	On 135in. or 139in. WB	1	A, B	210-0178	215-0178
	On 139in., 155in., 159in. or 177in. WB	2	A, I, B	210-0178	215-0178
	▲ Clamp Kit 260-4178 - Fits {210-0178}				
1995-92	On 125in. WB	1	A, B	210-0178	215-0178
	On 146in. WB	2	A, I, B	210-0178	215-0178
	▲ Clamp Kit 260-4178 - Fits {210-0178}				
1991	On 125in. WB	1	A, B	210-0178	215-0178
	On 146in. WB	2	A, I, B	210-0178	215-0178
	▲ Clamp Kit 260-0160 or 260-4178 - Fits {210-0178}				
1990-85	On 125in. WB; Exc. 4 Speed Auto. Trans.	2	A, I, B	210-0178	215-0178
	On 125in. WB; w/ 4 Speed Auto. Trans.	2	A	210-3105	215-3105
		2	I, B	210-0178	215-0178
	On 146in. WB	2	A, I, B	210-0178	215-0178
	▲ Clamp Kit 260-0160 or 260-4178 - Fits {210-0178}				
1984-83	Chassis Cab	2	A, I, B	210-0178	215-0178
	Exc. Chassis Cab	2	A	210-3105	215-3105
		2	I, B	210-0178	215-0178
	▲ Clamp Kit 260-4178 - Fits {210-0178}				
1982	Chassis Cab; w/ Auto. Trans.	2	A, I, B	210-0178	215-0178
	Exc. Chassis Cab; w/ Auto. Trans.	2	A	210-3105	215-3105
		2	I, B	210-0178	215-0178
	▲ Clamp Kit 260-4178 - Fits {210-0178}				
1981-80	Exc. HD 3 Speed Manual Trans.	2	A, I, B	210-0178	215-0178
	w/ HD 3 Speed Manual Trans.	2	A	210-3105	215-3105
		2	I, B	210-0178	215-0178
	▲ Clamp Kit 260-4178 - Fits {210-0178}				



Year	Make and Model	Diagram	Location	Standard	Performance
CHEVROLET: VAN G30/3500 (Incl. EXPRESS) (Cont.)					
1979-78	w/ 2 Joint Shaft.....	1	A, B	210-0178	215-0178
	w/ 3 Joint Shaft; Exc. Turbo 400 Auto. Trans.	2	A	210-3105	215-3105
	2	I, B	210-0178	215-0178
	w/ 3 Joint Shaft; w/ Turbo 400 Auto. Trans.....	2	A, I, B	210-0178	215-0178
	▲ Clamp Kit 260-4178 - Fits {210-0178}				
1977-75	w/ 2 Joint Shaft; Exc. 6.6L V-8.....	1	A, B	210-0153	215-0153
	w/ 2 Joint Shaft; w/ 6.6L V-8.....	1	A	210-0213	215-0354
	1	B	210-0178	215-0178
	w/ 3 Joint Shaft; Exc. 6.6L V-8.....	2	A	210-0153	215-0153
	2	I, B	210-0178	215-0178
	w/ 3 Joint Shaft; w/ 6.6L V-8.....	2	A	210-0213	215-0354
	2	I, B	210-0178	215-0178
	▲ U-Bolt Kit 260-0178 - Fits {210-0178}				
1974-67	w/ 2 Joint Shaft.....	1	A, B	210-0153	215-0153
	w/ 3 Joint Shaft.....	2	A, I, B	210-0153	215-0153
	▲ U-Bolt Kit 260-0121 - Fits {210-0153}				
CHEVROLET: VAN P10					
1981-79	Exc. 4 Speed Manual Trans. and Turbo 400 Auto. Trans.....	1	A, B	210-0153	215-0153
	w/ 4 Speed Manual Trans. or Turbo 400 Auto. Trans.....	1	A	210-0178	215-0178
	1	B	210-0153	215-0153
	▲ Clamp Kit 260-0153 - Fits {210-0153}				
	▲ Clamp Kit 260-4178 - Fits {210-0178}				
1978-60	w/ 2 Joint Shaft; Exc. HD 3 Speed and 4 Speed Manual Trans.....	1	A, B	210-0153	215-0153
	w/ 2 Joint Shaft; w/ HD 3 Speed or 4 Speed Manual Trans.....	1	A	210-0178	215-0178
	1	B	210-0153	215-0153
	w/ 3 Joint Shaft; Exc. HD 3 Speed and 4 Speed Manual Trans.....	2	A, I, B	210-0153	215-0153
	w/ 3 Joint Shaft; w/ HD 3 Speed or 4 Speed Manual Trans.....	2	A	210-0178	215-0178
	2	I, B	210-0153	215-0153
	▲ Clamp Kit 260-0153 - Fits {210-0153}				
▲ U-Bolt Kit 260-0121 - Fits {210-0153}					
CHEVROLET: VAN P20					
1989-85	P208 On 125in. WB				
	w/ Auto. Trans.	2	A, B	210-0178	215-0178
	2	I	210-3105	215-3105
	w/ Manual Trans.....	2	A, I, B	210-0178	215-0178
	▲ Clamp Kit 260-4178 - Fits {210-0178}.....	2	A	210-0178	215-0178
	P210 On 133in. WB w/ Auto. Trans.	2	I, B	210-3105	215-3105
	w/ Manual Trans.....	2	A, B	210-0178	215-0178
	2	I	210-3105	215-3105
	▲ Clamp Kit 260-4178 - Fits {210-0178}				
		▲ Clamp Kit 260-4178 - Fits {210-0178}			
1984-82	All.....	2	A, I, B	210-0178	215-0178
	▲ Clamp Kit 260-4178 - Fits {210-0178}				
1981-79	Exc. 4 Speed Manual Trans.....	2	A, I	210-0178	215-0178
	2	B	210-0153	215-0153
	w/ 4 Speed Manual Trans.	2	A, I, B	210-0178	215-0178
	▲ Clamp Kit 260-4178 - Fits {210-0178}				
1978-76	w/ 2 Joint Shaft; Exc. HD 3 Speed and 4 Speed Manual Trans.....	1	A, B	210-0153	215-0153
	w/ 2 Joint Shaft; w/ HD 3 Speed or 4 Speed Manual Trans.....	1	A, B	210-0178	215-0178
	w/ 3 Joint Shaft; Exc. HD 3 Speed and 4 Speed Manual Trans.....	2	A, I	210-0153	215-0153
	2	B	210-0178	215-0178
	w/ 3 Joint Shaft; Exc. HD 3 Speed and 4 Speed Manual Trans.; Some	2	A	210-0213	215-0354
w/ 3 Joint Shaft; w/ HD 3 Speed or 4 Speed Manual Trans.....	2	A, I, B	210-0178	215-0178	
1975-67	P213 & P215				
	w/ 3 Speed Manual or Auto. Trans.....	2	A	210-0153	215-0153
	2	I, B	210-0178	215-0178
	w/ 4 Speed Manual Trans.	2	A, I, B	210-0178	215-0178

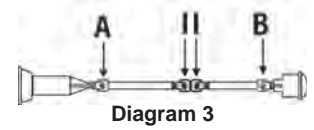
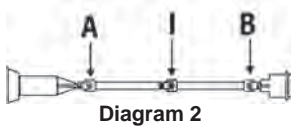
2WD TRUCKS

UNIVERSAL JOINTS



2WD TRUCKS

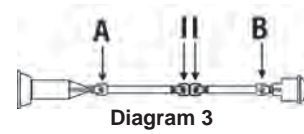
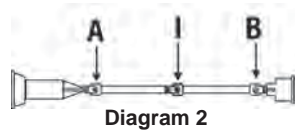
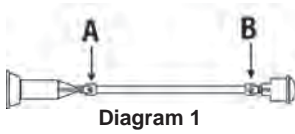
Year	Make and Model	Diagram	Location	Standard	Performance	
CHEVROLET: VAN P20 (Cont.)						
1966-63	On 104in. WB					
	w/ Standard 3 Speed Manual or Auto. Trans.	1	A	210-0153	215-0153	
	1	B	210-0178	215-0178	
	w/ 4 Speed or HD 3 Speed Manual or Auto. Trans.	1	A, B	210-0178	215-0178	
	On 125in. or 137in. WB					
	w/ Standard 3 Speed Manual or Auto. Trans.	2	A	210-0153	215-0153	
1962-60	On 125in. or 137in. WB; w/ Standard 3 Speed Manual or Auto. Trans.	2	I, B	210-0178	215-0178	
	On 125in. or 137in. WB; w/ 4 Speed or HD 3 Speed Manual Trans.	2	A, I, B	210-0178	215-0178	
	On 104in. WB					
	w/ Standard 3 Speed Manual Trans.	1	A	210-0153	215-0153	
	1	B	210-0178	215-0178	
	w/ 4 Speed or HD 3 Speed Manual or Auto. Trans.	1	A, B	210-0178	215-0178	
1962-60	On 125in. or 137in. WB					
	w/ Standard 3 Speed Manual Trans.	2	A	210-0153	215-0153	
	2	I, B	210-0178	215-0178	
	w/ HD 3 Speed or 4 Speed Manual or Auto. Trans.	2	A, I, B	210-0178	215-0178	
	CHEVROLET: VAN P30					
	1999-98	P320 Motor Home Chassis				
All.		3	A, I, I, B	230-0188	—	
▲ Clamp Kit 260-0188 - Fits {230-0188}						
w/ 4 Wheel Disc Brakes; Exc. P320 Motor Home Chassis						
1999-91	w/ 3 Joint Shaft.	2	A, I, B	210-0160	215-0160	
	w/ 4 Joint Shaft.	3	A, I, I, B	210-0160	215-0160	
	▲ Clamp Kit 260-0160 or 260-4178 - Fits {210-0160}					
	Exc. 4 Wheel Disc Brakes					
1999-91	w/ 2 Joint Shaft.	1	A, B	210-0178	215-0178	
	w/ 3 Joint Shaft.	2	A, I, B	210-0178	215-0178	
	w/ 4 Joint Shaft.	3	A, I, I, B	210-0178	215-0178	
	▲ Clamp Kit 260-4178 - Fits {210-0178}					
1997-91	w/ 4 Wheel Disc Brakes					
	w/ 3 Joint Shaft.	2	A, I, B	210-0160	215-0160	
	w/ 4 Joint Shaft.	3	A, I, I, B	210-0160	215-0160	
	▲ Clamp Kit 260-0160 or 260-4178 - Fits {210-0160}					
1990-89	P308 & P310 On 125in. or 133in. WB					
	w/ Rear Disc Brakes; w/ Auto. Trans.	2	A, B	210-0160	215-0160	
	2	I	210-0178	215-0178	
	w/ Rear Disc Brakes; w/ Manual Trans.; Exc. Turbo Diesel.	2	A	210-0153	215-0153	
	2	I	210-0178	215-0178	
	2	B	210-0160	215-0160	
	w/ Rear Disc Brakes; w/ Manual Trans.; w/ Turbo Diesel.	2	A, I	210-0178	215-0178	
	2	B	210-0160	215-0160	
	w/ Rear Drum Brakes.	2	A, I, B	210-0178	215-0178	
	▲ Clamp Kit 260-4178 - Fits {210-0160} & {210-0178}					
	▲ U-Bolt Kit 260-0178 - Fits {210-0160} & {210-0178}					
	P311 On 137in. WB					
	Motor Home Chassis.	2	A, I, B	210-0178	215-0178	
	▲ Clamp Kit 260-4178 - Fits {210-0178}					
▲ U-Bolt Kit 260-0178 - Fits {210-0178}						
P314 On 157in. or 158.5in. WB w/ Rear Disc Brakes; w/ Auto. Trans.	2	A	210-1206	—		
.....	2	I	210-0178	215-0178		
.....	2	B	210-0160	215-0160		
w/ Rear Disc Brakes; w/ Manual Trans.	2	A, I	210-0178	215-0178		
.....	2	B	210-0160	215-0160		
w/ Rear Drum Brakes.	2	A, I, B	210-0178	215-0178		
▲ Clamp Kit 260-4178 - Fits {210-0160} & {210-0178}						
▲ U-Bolt Kit 260-0178 - Fits {210-0160} & {210-0178}						



Year	Make and Model	Diagram	Location	Standard	Performance
CHEVROLET: VAN P30 (Cont.)					
1990-89 (Cont.)	P318 On 178in. WB				
	Conventional Chassis & Van; w/ 3 Joint Shaft.....	2	A, I, B	210-0178	215-0178
	Conventional Chassis & Van; w/ 4 Joint Shaft.	3	A, I	210-0178	215-0178
	3	I, B	210-0178	215-0178
	Motor Home Chassis; w/ Rear Disc Brakes and Auto. Trans.....	2	A	210-1206	—
	2	I	210-0178	215-0178
	2	B	210-0160	215-0160
	Motor Home Chassis; w/ Rear Disc Brakes and Manual Trans.....	2	A, I	210-0178	215-0178
	2	B	210-0160	215-0160
	Motor Home Chassis; w/ Rear Drum Brakes.....	2	A, I, B	210-0160	215-0160
	▲ Clamp Kit 260-4178 - Fits {210-0160} & {210-0178}				
	▲ U-Bolt Kit 260-0178 - Fits {210-0160} & {210-0178}				
	P320 On 208in. WB				
	Motor Home Chassis.....	3	A, I, I, B	210-0160	215-0160
	▲ Clamp Kit 260-4178 - Fits {210-0178}				
	▲ U-Bolt Kit 260-0178 - Fits {210-0178}				
1988-85	P308 & P310 On 125in. or 133in. WB				
	w/ Rear Disc Brakes; w/ Auto. Trans.....	2	A, B	210-0160	215-0160
	2	I	210-0178	215-0178
	w/ Rear Disc Brakes; w/ Manual Trans.....	2	A	210-0153	215-0153
	2	I	210-0178	215-0178
	2	B	210-0160	215-0160
	w/ Rear Drum Brakes.....	2	A, I, B	210-0178	215-0178
	▲ Clamp Kit 260-4178 - Fits {210-0160} & {210-0178}				
	▲ U-Bolt Kit 260-0178 - Fits {210-0160} & {210-0178}				
	P311 On 137in. WB				
	Motor Home Chassis.....	2	A, I, B	210-0178	215-0178
	▲ Clamp Kit 260-4178 - Fits {210-0178}				
	▲ U-Bolt Kit 260-0178 - Fits {210-0178}				
	P314 On 157in. or 158.5in. WB w/ Rear Disc Brakes; w/ Auto. Trans.....	2	A	210-1206	—
	2	I	210-0178	215-0178
	2	B	210-0160	215-0160
	w/ Rear Disc Brakes; w/ Manual Trans.....	2	A, I	210-0178	215-0178
	2	B	210-0160	215-0160
	w/ Rear Drum Brakes.....	2	A, I, B	210-0178	215-0178
	▲ Clamp Kit 260-4178 - Fits {210-0160} & {210-0178}				
	▲ U-Bolt Kit 260-0178 - Fits {210-0160} & {210-0178}				
1988-85	P318 On 178in. WB				
	Conventional Chassis & Van; w/ 3 Joint Shaft.....	2	A, I, B	210-0178	215-0178
	Conventional Chassis & Van; w/ 4 Joint Shaft.	3	A, I, I, B	210-0178	215-0178
	Motor Home Chassis; w/ Rear Disc Brakes and Auto. Trans.....	2	A	210-1206	—
	2	I	210-0178	215-0178
	2	B	210-0160	215-0160
	Motor Home Chassis; w/ Rear Disc Brakes and Manual Trans.....	2	A, I	210-0178	215-0178
	2	B	210-0160	215-0160
	Motor Home Chassis; w/ Rear Drum Brakes.....	2	A, I, B	210-0160	215-0160
	▲ Clamp Kit 260-4178 - Fits {210-0160} & {210-0178}				
	▲ U-Bolt Kit 260-0178 - Fits {210-0160} & {210-0178}				
1988	P320 On 208in. WB				
	Motor Home Chassis.....	3	A, I, I, B	210-0160	215-0160
	▲ U-Bolt Kit 260-0178 - Fits {210-0160}				
1984-79	P308, P310 & P311 On 125in., 133in. or 137in. WB				
	w/ Rear Disc Brakes; w/ 4 Speed Manual Trans.....	2	A	210-0153	215-0153
	2	I, B	210-0178	215-0178
	w/ Rear Disc Brakes; w/ Turbo 400 Auto. Trans.....	2	A	210-0160	215-0160
	2	I, B	210-0178	215-0178
	w/ Rear Drum Brakes.....	2	A, I, B	210-0178	215-0178
	▲ Clamp Kit 260-4178 - Fits {210-0160} & {210-0178}				

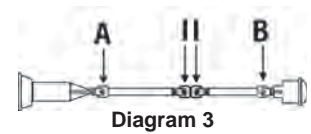
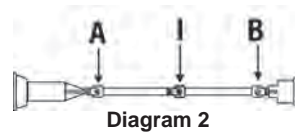
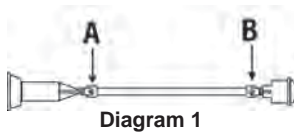
2WD TRUCKS

UNIVERSAL JOINTS



2WD TRUCKS

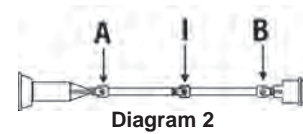
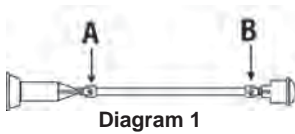
Year	Make and Model	Diagram	Location	Standard	Performance
CHEVROLET: VAN P30 (Cont.)					
1984-79 (Cont.)	P314 On 157in. or 158.5in. WB w/ Rear Disc Brakes; w/ 4 Speed Manual Trans.	2	A, I, B	210-0178	215-0178
	w/ Rear Disc Brakes; w/ Turbo 400 Auto. Trans.	2	A	210-1206	—
	2	I, B	210-0178	215-0178
	w/ Rear Drum Brakes.	2	A, I, B	210-0178	215-0178
	▲ Clamp Kit 260-0160 - Fits {210-0178}				
	▲ U-Bolt Kit 260-0178 - Fits {210-0178}				
	P318 On 178in. WB				
	Conventional Chassis & Van; w/ 3 Joint Shaft.	2	A, I, B	210-0178	215-0178
	Conventional Chassis & Van; w/ 4 Joint Shaft.	3	A, I, I, B	210-0178	215-0178
	Motor Home Chassis.	2	A	210-1206	—
.....	2	I, B	210-0178	215-0178	
▲ Clamp Kit 260-0160 - Fits {210-0178}					
▲ U-Bolt Kit 260-0178 - Fits {210-0178}					
1978-76	On 125in. or 133in. WB				
	w/ 4 Wheel Disc Brakes.	2	A, I	210-0153	215-0153
	2	B	210-1206	—
	w/ Drum Brakes.	2	A, I, B	210-0178	215-0178
	On 157in. WB				
w/ 4 Wheel Disc Brakes.	2	A, B	210-1206	—	
.....	2	I	210-0153	215-0153	
w/ Drum Brakes.	2	A, I, B	210-0178	215-0178	
1974-67	P309, P313, P315 & P317				
	All.	2	A, I, B	210-0178	215-0178
1966-63	On 104in. WB				
	w/ Standard 3 Speed Manual or Auto. Trans.	1	A	210-0153	215-0153
	1	B	210-0178	215-0178
	w/ 4 Speed or HD 3 Speed Manual Trans.	1	A, B	210-0178	215-0178
	▲ U-Bolt Kit 260-0178 - Fits {210-0178}				
On 125in. or 137in. WB w/ Standard 3 Speed Manual or Auto. Trans.	2	A	210-0153	215-0153	
.....	2	I, B	210-0178	215-0178	
w/ 4 Speed or HD 3 Speed Manual Trans.	2	A, I, B	210-0178	215-0178	
▲ U-Bolt Kit 260-0178 - Fits {210-0178}					
1962-61	On 104in. WB				
	w/ Standard 3 Speed Trans.	1	A	210-0153	215-0153
	1	B	210-0178	215-0178
w/ 4 Speed or HD 3 Speed Manual or Auto. Trans.	1	A, B	210-0178	215-0178	
1962-61	On 125in. or 137in. WB				
	w/ Standard 3 Speed Trans.	2	A	210-0153	215-0153
.....	2	I, B	210-0178	215-0178	
w/ HD 3 Speed or 4 Speed Manual or Auto. Trans.	2	A, I, B	210-0178	215-0178	
1960	104in. WB				
	w/ Standard 3 Speed Trans.	1	A, B	210-0153	215-0153
	w/ 4 Speed or HD 3 Speed Manual or Auto. Trans.	1	A, B	210-0178	215-0178
	On 125in. or 137in. WB				
	w/ Standard 3 Speed Trans.	2	A	210-0153	215-0153
.....	2	I, B	210-0178	215-0178	
w/ HD 3 Speed or 4 Speed Manual or Auto. Trans.	2	A, I, B	210-0178	215-0178	
CHEVROLET: 40 & W4 TILT CAB					
1995-92	Diesel - From 8/92				
	w/ 2 Joint Shaft.	1	A, B	220-0066	—
	w/ 3 Joint Shaft.	2	A, I, B	220-0066	—
	Gas - From 8/92				
	w/ 2 Joint Shaft.	1	A, B	210-0160	215-0160
w/ 3 Joint Shaft.	2	A, I, B	210-0160	215-0160	
▲ Clamp Kit 260-0160 - Fits {210-0160}					
1992-86	Thru 7/92				
	w/ 2 Joint Shaft.	1	A, B	220-0066	—
w/ 3 Joint Shaft.	2	A, I, B	220-0066	—	



Year	Make and Model	Diagram	Location	Standard	Performance
CHEVROLET: 50 & W5 TILT CAB					
1995-94	From 2/94				
	w/ 2 Joint Shaft; w/ 1.625in. OD Brg.	1	A, B	240-0460	—
	w/ 3 Joint Shaft; w/ 1.625in. OD Brg.	2	A, I, B	240-0460	—
1994-91	From 2/91 - Thru 1/94				
	w/ 2 Joint Shaft; w/ 1.375in. OD Brg., Overall Length 4.964in.	1	A, B	230-0155	—
	w/ 3 Joint Shaft; w/ 1.375in. OD Brg., Overall Length 4.964in.	2	A, I, B	230-0155	—
1991-88	From 11/87 - Thru 1/91				
	w/ 2 Joint Shaft; w/ 1.378in. OD Brg., Overall Length 4.092in.	1	A, B	220-0062	—
	w/ 3 Joint Shaft; w/ 1.378in. OD Brg., Overall Length 4.092in.	2	A, I, B	220-0062	—
DODGE: DAKOTA					
2006-00	All Models; With 2-Joint Shaft	1	A,B	210-0213	215-1203
2006-00	All Models; With 3-Joint Shaft	2	A,I,B	210-0213	215-1203
1999	w/ 2 Joint Shaft	1	A	210-0213	215-0354
	1	B	240-0359	215-0359
	w/ 3 Joint Shaft	2	A, I	210-0213	215-0354
	2	B	240-0359	215-0359
1998-94	w/ 2 Joint Shaft	1	A, B	210-1309	215-1309
	w/ 3 Joint Shaft	2	A, I, B	210-1309	215-1309
1993-92	w/ 2 Joint Shaft; w/ 2-1/8in. Yoke	1	A, B	211-1306	215-1307
	w/ 2 Joint Shaft; w/ 2-5/8in. Yoke	1	A, B	210-1309	215-1309
	w/ 3 Joint Shaft; w/ 2-1/8in. Yoke	2	A, I, B	211-1306	215-1307
	w/ 3 Joint Shaft; w/ 2-5/8in. Yoke	2	A, I, B	210-1309	215-1309
	▲ Clamp Kit 260-0266 - Fits {211-1306}				
1991-87	w/ 2 Joint Shaft	1	A, B	211-1306	215-1307
	w/ 3 Joint Shaft	2	A, I, B	211-1306	215-1307
	▲ Clamp Kit 260-0266 - Fits {211-1306}				
DODGE: DURANGO					
2006-04	All Models	1	A,B	210-3105	215-3105
2003-00	All Models	1	A,B	210-0213	215-1203
1999	All Models	1	A,B	210-1309	215-1309
DODGE: MOTOR HOME CHASSIS					
1981-69	w/ 2 Joint Shaft; w/ 2-1/8in. Yoke	1	A, B	210-1306	215-1306
	w/ 2 Joint Shaft; w/ 2-5/8in. Yoke	1	A, B	210-1309	215-1309
	w/ 2 Joint Shaft; w/ 3in. Yoke	1	A, B	210-1301	—
	w/ 3 Joint Shaft; w/ 2-1/8in. Yoke	2	A, I, B	210-1306	215-1306
	w/ 3 Joint Shaft; w/ 2-5/8in. Yoke	2	A, I, B	210-1309	215-1309
	w/ 3 Joint Shaft; w/ 3in. Yoke	2	A, I, B	210-1301	—
	w/ 4 Joint Shaft	3	A, I, I, B	210-1301	—
	▲ Clamp Kit 260-0266 - Fits {210-1306}				
DODGE: P200					
1972-69	All	3	A, I, I, B	210-1301	—
DODGE: P300					
1981-69	w/ 2 Joint Shaft; w/ 2-1/8in. Yoke	1	A, B	210-1306	215-1306
	w/ 2 Joint Shaft; w/ 2-5/8in. Yoke	1	A, B	210-1309	215-1309
	w/ 3 Joint Shaft; w/ 2-1/8in. Yoke	2	A, I, B	210-1306	215-1306
	w/ 3 Joint Shaft; w/ 2-5/8in. Yoke	2	A, I, B	210-1309	215-1309
	▲ Clamp Kit 260-0266 - Fits {210-1306}				
DODGE: PICKUP 1/2 TON					
2006	All Models (Except HEMI/SRT-10); With 2-Joint Shaft	1	A,B	210-0213	215-1203
	All Models (Except HEMI/SRT-10); With 3-Joint Shaft	2	A,I,B	210-0213	215-1203
	HEMI V-8; With 2-Joint Shaft	1	A,B	210-0213	215-1203
	HEMI V-8; With 3-Joint Shaft	2	A,I,B	210-0178	215-0178
2006-05	SRT-10; With 2-Joint Shaft	1	A,B	210-0178	215-0178
	SRT-10; With 3-Joint Shaft	2	A,I,B	210-0160	215-0160
2005-04	All Models (Except SRT-10); With 2-Joint Shaft	1	A,B	210-0213	215-1203
	All Models (Except SRT-10); With 3-Joint Shaft	2	A,I,B	210-0213	215-1203

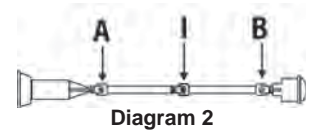
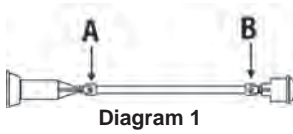
2WD TRUCKS

UNIVERSAL JOINTS



2WD TRUCKS

Year	Make and Model	Diagram	Location	Standard	Performance
DODGE: PICKUP 1/2 TON (Cont.)					
2004	SRT-10	1	A,B	210-0160	215-0160
2003-02	All Models; With 2-Joint Shaft	1	A,B	210-0213	215-1203
	All Models; With 3-Joint Shaft	2	A,I,B	210-0213	215-1203
2001-00	All Models; With Auto. Trans.	1	A,B	210-0213	215-1203
	All Models; With Man. Trans.	2	A,I,B	210-0213	215-1203
1999	All Models; With 2-Joint Shaft	1	A	210-0213	215-1203
	1	B	240-0359	---
1998	All Models; With 3-Joint Shaft	2	A,B	210-0213	215-1203
	All Models; With 2-Joint Shaft - Auto Trans.	1	A	210-0213	215-1203
	1	B	240-0359	---
	All Models; With 2-Joint Shaft - Man. Trans.	1	A,B	210-1309	215-1309
1997-94	All Models; With 3-Joint Shaft	2	A,I,B	210-1309	215-1309
	All Models; With 2-Joint Aluminum-Graphite Shaft	1	A,B	240-0359	---
	All Models; With 2-Joint Steel Shaft	1	A,B	210-1309	215-1309
	All Models; With 3-Joint Shaft	2	A,I,B	210-1309	215-1309
1993-92	w/ 2 Joint Shaft; w/ 2-1/8in. Yoke	1	A, B	211-1306	215-1307
	w/ 2 Joint Shaft; w/ 2-5/8in. Yoke	1	A, B	210-1309	215-1309
	w/ 3 Joint Shaft; w/ 2-1/8in. Yoke	2	A, I, B	211-1306	215-1307
	w/ 3 Joint Shaft; w/ 2-5/8in. Yoke	2	A, I, B	210-1309	215-1309
	▲ Clamp Kit 260-0266 - Fits {211-1306}				
1991-88	w/ 2 Joint Shaft	1	A, B	211-1306	215-1307
	w/ 3 Joint Shaft	2	A, I, B	211-1306	215-1307
	▲ Clamp Kit 260-0266 - Fits {211-1306}				
1987-82	w/ 2 Joint Shaft	1	A, B	210-1306	215-1306
	w/ 3 Joint Shaft	2	A, I, B	210-1306	215-1306
	▲ Clamp Kit 260-0266 - Fits {210-1306}				
1981-70	w/ 2 Joint Shaft; w/ 2-1/8in. Yoke	1	A, B	210-1306	215-1306
	w/ 2 Joint Shaft; w/ 2-5/8in. Yoke	1	A, B	210-1309	215-1309
	w/ 3 Joint Shaft; w/ 2-1/8in. Yoke	2	A, I, B	210-1306	215-1306
	w/ 3 Joint Shaft; w/ 2-5/8in. Yoke	2	A, I, B	210-1309	215-1309
	▲ Clamp Kit 260-0266 - Fits {210-1306}				
1969-61	w/ 2 Joint Shaft	1	A, B	210-1306	215-1306
	w/ 3 Joint Shaft	2	A, I, B	210-1306	215-1306
	▲ Clamp Kit 260-0266 - Fits {210-1306}				
1960-50	All	1	A, B	210-1200	215-1200
DODGE: PICKUP 3/4 TON					
2006-04	All Models (Except Man. Trans. Turbo Diesel); With 2-Joint Shaft	1	A,B	211-0160	---
	All Models (Except Man. Trans. Turbo Diesel); With 3-Joint Shaft	2	A,I,B	211-0160	---
	All Models (With Man. Trans. Turbo Diesel)	2	A,I,B	231-0188	---
2003	All Models; With 2-Joint Shaft	1	A,B	211-0160	---
	All Models; With 3-Joint Shaft	2	A,I,B	211-0160	---
2002-99	All Models; With 2-Joint Shaft	1	A,B	210-0160	215-0160
	All Models; With 3-Joint Shaft	2	A,I,B	210-0160	215-0160
1998-97	All Models; With 2-Joint Shaft - Exc. V-8 w/ Auto Trans.	1	A,B	210-0160	215-0160
	All Models; With 2-Joint Shaft - V-8 w/ Auto Trans.	1	A,B	240-0359	---
	All Models; With 3-Joint Shaft	2	A,I,B	210-0160	215-0160
	All Models (Except V-10 & Turbo Diesel); With 2-Joint Shaft	1	A,B	210-1309	215-1309
1996-94	All Models (Except V-10 & Turbo Diesel); With 3-Joint Shaft	2	A,I,B	210-1309	215-1309
	V-10 & Turbo Diesel; With 2-Joint Shaft	1	A,B	210-0160	215-0160
	V-10 & Turbo Diesel; With 3-Joint Shaft	2	A,I,B	210-0160	215-0160
	▲ Clamp Kit 260-0160 - Fits {210-0160}				
1993-89	Exc. Turbo Diesel				
	w/ 2 Joint Shaft; w/ 2-1/8in. Yoke	1	A, B	211-1306	215-1307
	w/ 2 Joint Shaft; w/ 2-5/8in. Yoke	1	A, B	210-1309	215-1309
	w/ 3 Joint Shaft; w/ 2-1/8in. Yoke	2	A, I, B	211-1306	215-1307
	w/ 3 Joint Shaft; w/ 2-5/8in. Yoke	2	A, I, B	210-1309	215-1309
	▲ Clamp Kit 260-0266 - Fits {211-1306} Turbo Diesel w/ 2 Joint Shaft.	1	A, B	210-0160	215-0160
	w/ 3 Joint Shaft	2	A, I, B	210-0160	215-0160
	▲ Clamp Kit 260-0160 - Fits {210-0160}				



Year	Make and Model	Diagram	Location	Standard	Performance
DODGE: PICKUP 3/4 TON (Cont.)					
1988-82	w/ 2 Joint Shaft.....	1	A, B	210-1306	215-1306
	w/ 3 Joint Shaft.....	2	A, I, B	210-1306	215-1306
	▲ Clamp Kit 260-0266 - Fits {210-1306}				
1981-70	w/ 2 Joint Shaft; w/ 2-1/8in. Yoke.....	1	A, B	210-1306	215-1306
	w/ 2 Joint Shaft; w/ 2-5/8in. Yoke.....	1	A, B	210-1309	215-1309
	w/ 3 Joint Shaft; w/ 2-1/8in. Yoke.....	2	A, I, B	210-1306	215-1306
	w/ 3 Joint Shaft; w/ 2-5/8in. Yoke.....	2	A, I, B	210-1309	215-1309
	▲ Clamp Kit 260-0266 - Fits {210-1306}				
1969-61	On 104in. or 122in. WB.....	1	A, B	210-1306	215-1306
	On 144in. WB.....	2	A, I, B	210-1306	215-1306
	▲ Clamp Kit 260-0266 - Fits {210-1306}				
1960-58	All.....	1	A, B	210-1200	215-1200
DODGE: PICKUP 1 TON					
2006-04	All Models (Except Man. Trans. Turbo Diesel); With 2-Joint Shaft.....	1	A,B	211-0160	---
	All Models (Except Man. Trans. Turbo Diesel); With 3-Joint Shaft.....	2	A,I,B	211-0160	---
	All Models (With Man. Trans. Turbo Diesel).....	2	A,I,B	231-0188	---
2003	All Models; With 2-Joint Shaft.....	1	A,B	211-0160	---
	All Models; With 3-Joint Shaft.....	2	A,I,B	211-0160	---
2002-97	With 2-Joint Shaft.....	1	A,B	210-0160	215-0160
	With 3-Joint Shaft.....	2	A,I,B	210-0160	215-0160
	▲ Clamp Kit 260-0160 - Fits {210-0160}				
1996-94	5.9L V-8.....	2	A, I, B	210-1309	215-1309
	8.0L V-10 or Turbo Diesel, Exc. PTO.....	2	A, I, B	210-0160	215-0160
	8.0L V-10 or Turbo Diesel, w/ PTO.....	1	A, B	210-0160	215-0160
	▲ Clamp Kit 260-0160 - Fits {210-0160}				
1993-89	Exc. Turbo Diesel				
	w/ 2 Joint Shaft; w/ 2-1/8in. Yoke.....	1	A, B	211-1306	215-1307
	w/ 2 Joint Shaft; w/ 2-5/8in. Yoke.....	1	A, B	210-1309	215-1309
	w/ 3 Joint Shaft; w/ 2-1/8in. Yoke.....	2	A, I, B	211-1306	215-1307
	w/ 3 Joint Shaft; w/ 2-5/8in. Yoke.....	2	A, I, B	210-1309	215-1309
	▲ Clamp Kit 260-0266 - Fits {211-1306} Turbo Diesel w/ 2 Joint Shaft.....	1	A, B	210-0160	215-0160
	w/ 3 Joint Shaft.....	2	A, I, B	210-0160	215-0160
	▲ Clamp Kit 260-0160 - Fits {210-0160}				
1988-82	w/ 2 Joint Shaft.....	1	A, B	210-1306	215-1306
	w/ 3 Joint Shaft.....	2	A, I, B	210-1306	215-1306
	▲ Clamp Kit 260-0266 - Fits {210-1306}				
1981-72	w/ 2 Joint Shaft; w/ 2-1/8in. Yoke.....	1	A, B	210-1306	215-1306
	w/ 2 Joint Shaft; w/ 2-5/8in. Yoke.....	1	A, B	210-1309	215-1309
	w/ 3 Joint Shaft; w/ 2-1/8in. Yoke.....	2	A, I, B	210-1306	215-1306
	w/ 3 Joint Shaft; w/ 2-5/8in. Yoke.....	2	A, I, B	210-1309	215-1309
	▲ Clamp Kit 260-0266 - Fits {210-1306}				
1971-61	w/ 2 Joint Shaft.....	1	A, B	210-1306	215-1306
	w/ 3 Joint Shaft.....	2	A, I, B	210-1306	215-1306
	▲ Clamp Kit 260-0266 - Fits {210-1306}				
1960-58	w/ 2 Joint Shaft.....	1	A, B	210-1200	215-1200
	w/ 3 Joint Shaft.....	2	A, I, B	210-1200	215-1200
1957-55	w/ 2 Joint Shaft.....	1	A, B	210-0153	215-0153
	w/ 3 Joint Shaft.....	2	A, I, B	210-0153	215-0153
1955-46	w/ 2 Joint Shaft.....	1	A, B	210-1300	—
	w/ 3 Joint Shaft.....	2	A, I, B	210-1300	—
DODGE: RAM 50 & D50 PICKUP					
1993-90	Standard Model; w/ Auto. Trans.....	1	A, B	220-0081	215-0081
	Standard Model; w/ Manual Trans.....	1	A, B	220-0088	215-0088
	Long Bed or Sport Cab; w/ Auto. Trans.....	2	A, I, B	220-0081	215-0081
	Long Bed or Sport Cab; w/ Manual Trans.....	2	A, I, B	220-0088	215-0088
1989	Standard Model, w/ 2.0L.....	1	A, B	220-0081	215-0081
	Standard Model, w/ 2.6L.....	1	A, B	220-0088	215-0088
	Long Bed or Sport Cab; w/ Auto. Trans.....	2	A, I, B	220-0081	215-0081
	Long Bed or Sport Cab; w/ Manual Trans.....	2	A, I, B	220-0088	215-0088

2WD TRUCKS

UNIVERSAL JOINTS



Diagram 1

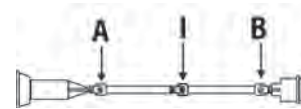
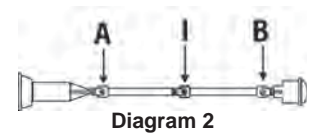
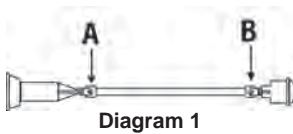


Diagram 2

2WD TRUCKS

Year	Make and Model	Diagram	Location	Standard	Performance
DODGE: RAM 50 & D50 PICKUP (Cont.)					
1988-87	Standard Model, w/ 2.0L.....	1	A, B	220-0081	215-0081
	Standard Model, w/ 2.6L.....	1	A, B	220-0088	215-0088
	Long Bed or Sport Cab.....	2	A, I, B	220-0088	215-0088
1986-83	2.0L.....	2	A, I, B	220-0081	215-0081
	2.3L or 2.6L.....	2	A, I, B	220-0088	215-0088
1982-79	2.0L.....	1	A, B	220-0081	215-0081
	2.6L.....	1	A, B	220-0088	215-0088
DODGE: RAMCHARGER					
1993-92	w/ 2-1/8in. Yoke.....	1	A, B	211-1306	215-1307
	w/ 2-5/8in. Yoke.....	1	A, B	210-1309	215-1309
	▲ Clamp Kit 260-0266 - Fits {211-1306}				
1991-88	All.....	1	A, B	211-1306	215-1307
	▲ Clamp Kit 260-0266 - Fits {211-1306}				
1987-82	All.....	1	A, B	210-1306	215-1306
	▲ Clamp Kit 260-0266 - Fits {210-1306}				
1981-75	w/ 2-1/8in. Yoke.....	1	A, B	210-1306	215-1306
	w/ 2-5/8in. Yoke.....	1	A, B	210-1309	215-1309
	▲ Clamp Kit 260-0266 - Fits {210-1306}				
DODGE: VAN B100/150/1500					
2003-00	All Models.....	1	A,B	210-0213	215-1203
1999	All Models.....	1	A	210-0213	215-1203
	1	B	240-0359	---
1998	All Models; On 109" WB.....	1	A,B	210-1309	215-1309
	All Models; On 127" WB.....	1	A	210-0213	215-1203
	1	B	240-0359	---
1997-94	All Models.....	1	A,B	210-1309	215-1309
1993-92	All.....	1	A	211-1306	215-1307
	w/ 2-1/8in. Yoke.....	1	B	211-1306	215-1307
	w/ 2-5/8in. Yoke.....	1	B	210-1309	215-1309
	▲ Clamp Kit 260-0266 - Fits {211-1306}				
1991-88	All.....	1	A, B	211-1306	215-1307
	▲ Clamp Kit 260-0266 - Fits {211-1306}				
1987-82	All.....	1	A, B	210-1306	215-1306
	▲ Clamp Kit 260-0266 - Fits {210-1306}				
1981-78	w/ 2-1/8in. Yoke.....	1	A, B	210-1306	215-1306
	w/ 2-5/8in. Yoke.....	1	A, B	210-1309	215-1309
	▲ Clamp Kit 260-0266 - Fits {210-1306}				
1977-74	7.2L V-8.....	1	A, B	210-1309	215-1309
	Exc. 7.2L V-8.....	1	A, B	210-1306	215-1306
	▲ Clamp Kit 260-0266 - Fits {210-1306}				
1973-70	All.....	1	A, B	210-1306	215-1306
	▲ Clamp Kit 260-0266 - Fits {210-1306}				
1969-63	Exc. 90in. WB w/ Torqueflite Auto. Trans.....	1	A	NA	—
	1	B	210-1306	215-1306
	On 90in. WB w/ Torqueflite Auto. Trans.....	1	A, B	210-1306	215-1306
	▲ Clamp Kit 260-0266 - Fits {210-1306}				
1962-61	All.....	1	A	210-1306	215-1306
	▲ Clamp Kit 260-0266 - Fits {210-1306}				
1960-50	All.....	1	A, B	210-1200	215-1200
DODGE: VAN B200/250/2500					
2003-00	All Models.....	1	A,B	210-0213	215-1203
1999	All Models.....	1	A	210-0213	215-1203
	1	B	240-0359	---
1998	All Models; On 109" WB.....	1	A,B	210-1309	215-1309
	All Models; On 127" WB.....	1	A	210-0213	215-1203
	1	B	240-0359	---
1997-94	All Models.....	1	A,B	210-1309	215-1309



Year	Make and Model	Diagram	Location	Standard	Performance
DODGE: VAN B200/250/2500 (Cont.)					
1993-92	All.....	1	A	211-1306	215-1307
	w/ 2-1/8in. Yoke.....	1	B	211-1306	215-1307
	w/ 2-5/8in. Yoke.....	1	B	210-1309	215-1309
	▲ Clamp Kit 260-0266 - Fits {211-1306}				
1991-88	All.....	1	A, B	211-1306	215-1307
	▲ Clamp Kit 260-0266 - Fits {211-1306}				
1987-82	All.....	1	A, B	210-1306	215-1306
	▲ Clamp Kit 260-0266 - Fits {210-1306}				
1981-74	w/ 2-1/8in. Yoke.....	1	A, B	210-1306	215-1306
	w/ 2-5/8in. Yoke.....	1	A, B	210-1309	215-1309
	▲ Clamp Kit 260-0266 - Fits {210-1306}				
1973-69	All.....	1	A, B	210-1306	215-1306
	▲ Clamp Kit 260-0266 - Fits {210-1306}				
1968-61	w/ 2 Joint Shaft.....	1	A, B	210-1306	215-1306
	w/ 3 Joint Shaft.....	2	A, I, B	210-1306	215-1306
	▲ Clamp Kit 260-0266 - Fits {210-1306}				
DODGE: VAN B300/350/3500					
2003-00	All Models; With Chrysler Axle (12-Bolt Cover).....	1	A,B	210-0213	215-1203
	All Models; With Dana 60 Axle (10-Bolt Cover).....	1	A,B	210-0160	215-0160
1999	All Models; With Chrysler Axle (12-Bolt Cover).....	1	A	210-0213	215-1203
	1	B	240-0359	---
	All Models; With Dana 60 Axle (10-Bolt Cover).....	1	A,B	210-0160	215-0160
1998	All Models; With Chrysler Axle (12-Bolt Cover) - On 109" WB.....	1	A,B	210-1309	215-1309
	All Models; With Chrysler Axle (12-Bolt Cover) - On 127" WB.....	1	A	210-0213	215-1203
	1	B	240-0359	---
	All Models; With Dana 60 Axle (10-Bolt Cover).....	1	A,B	210-0160	215-0160
1997-94	All Models; With Inside Lock Rings.....	1	A,B	210-1309	215-1309
	All Models; With Outside Lock Rings.....	1	A,B	210-0160	215-0160
	▲ Clamp Kit 260-0160 - Fits {210-0160}				
1993-92	All.....	1	A	211-1306	215-1307
	1	B	210-1309	215-1309
1991-82	w/ 2 Joint Shaft.....	1	A, B	211-1306	215-1307
	w/ 3 Joint Shaft.....	2	A, I, B	211-1306	215-1307
	▲ Clamp Kit 260-0266 - Fits {211-1306}				
1981-69	w/ 2 Joint Shaft; w/ 2-1/8in. Yoke.....	1	A, B	210-1306	215-1306
	w/ 2 Joint Shaft; w/ 2-5/8in. Yoke.....	1	A, B	210-1309	215-1309
	w/ 3 Joint Shaft; w/ 2-1/8in. Yoke.....	2	A, I, B	210-1306	215-1306
	w/ 3 Joint Shaft; w/ 2-5/8in. Yoke.....	2	A, I, B	210-1309	215-1309
	▲ Clamp Kit 260-0266 - Fits {210-1306}				
FORD: AEROSTAR					
1997	w/ Auto. Trans.; w/ 3-1/2in. Yoke.....	1	A, B	210-0153	215-0153
	w/ Auto. Trans.; w/ 3-7/8in. Yoke.....	1	A, B	210-0213	215-0354
	w/ Manual Trans.....	1	A, B	210-0153	215-0153
1996	w/ Auto. Trans.....	1	A, B	210-0213	215-0354
	w/ Manual Trans.....	1	A, B	210-0153	215-0153
1995-90	All.....	1	A, B	210-0153	215-0153
1989	All.....	1	A	210-0153	215-0153
	1	B	210-1201	215-1201
	▲ U-Bolt Kit 260-1204 - Fits {210-1201}				
1988	Exc. Manual Trans. Built Before 9/87.....	1	A	210-0153	215-0153
	All.....	1	B	210-1201	215-1201
	▲ U-Bolt Kit 260-1204 - Fits {210-1201}				
	Manual Trans. Built Before 9/87.....	1	A, B	210-0153	215-0153
1987-86	All.....	1	A	210-0153	215-0153
	1	B	210-1201	215-1201
	▲ U-Bolt Kit 260-1204 - Fits {210-1201}				

2WD TRUCKS

UNIVERSAL JOINTS



Diagram 1

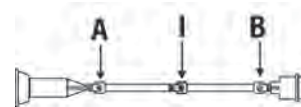
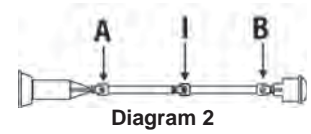
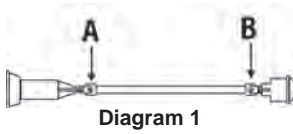


Diagram 2

2WD TRUCKS

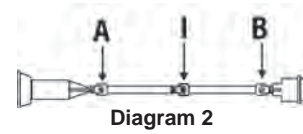
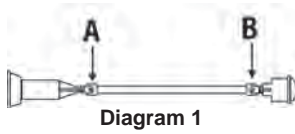
Year	Make and Model	Diagram	Location	Standard	Performance
FORD: COURIER					
1982-72	w/ 2 Joint Shaft.....	1	A, B	220-0006	215-0006
	w/ 3 Joint Shaft.....	2	A, I, B	220-0006	215-0006
FORD: EXCURSION					
2004-00	All Models; 5.4 Liter V-8	1	A,B	210-0178	215-0178
	All Models; Turbo Diesel or V-10	1	A,B	210-0160	215-0160
FORD: EXPEDITION					
2006-03	All Models	1	B	210-0178	215-0178
	All Models	1	A	NR	---
2002-97	All Models with 4.6 Liter V-8; From 3-18-02	1	B	210-0178	215-0178
	1	A	NR	---
	All Models with 4.6 Liter V-8; Thru 3-17-02	1	A,B	210-0213	215-1203
	All Models with 5.4 Liter V-8; From 3-18-02	1	B	210-0178	215-0178
	1	A	NR	---
	All Models with 5.4 Liter V-8; Thru 3-17-02	1	A,B	210-0178	215-0178
FORD: EXPLORER (INCLUDES SPORT & SPORT TRAC)					
2006-97	All Models	1	A,B	210-0213	215-1203
1996-95	w/ Auto. Trans.	1	A, B	210-0213	215-0354
	w/ Manual Trans.; w/ 3-1/2in. Yoke.	1	A, B	210-0153	215-0153
	w/ Manual Trans.; w/ 3-7/8in. Yoke.	1	A, B	210-0213	215-0354
1994-91	All	1	A, B	210-0153	215-0153
FORD: F100/150 PICKUP					
2006-05	All Models	2	A,I,B	210-0488	---
2004	All Models (Except Heritage/Carry-over)	2	A,I,B	210-0488	---
	All Heritage/Carry-over Models w/4.2L V-6 or 4.6L V-8; With 2-Joint Shaft	1	A,B	210-0213	215-1203
	All Heritage/Carry-over Models w/4.2L V-6 or 4.6L V-8; With 3-Joint Shaft	2	A,I,B	210-0213	215-1203
	All Heritage/Carry-over Models w/5.4L V-8; With 2-Joint Shaft	1	A,B	210-0178	215-0178
	All Heritage/Carry-over Models w/5.4L V-9; With 3-Joint Shaft	2	A,I,B	210-0178	215-0178
2003-97	All Models w/4.2L V-6 or 4.6L V-8; With 2-Joint Shaft	1	A,B	210-0213	215-1203
	All Models w/4.2L V-6 or 4.6L V-8; With 3-Joint Shaft	2	A,I,B	210-0213	215-1203
2003	All Models w/5.4L V-8; With 2-Joint Shaft	1	A,B	210-0178	215-0178
	All Models w/5.4L V-8; With 3-Joint Shaft	2	A,I,B	210-0178	215-0178
2002-98	All Models w/5.4L V-8; On 120" WB with 1 1/16" OD Bearings	1	A,B	210-0213	215-1203
	All Models w/5.4L V-8; On 120" WB with 1 3/16" OD Bearings	1	A,B	210-0178	215-0178
	All Models w/5.4L V-8; On 139" WB	1	A,B	210-0178	215-0178
	All Models w/5.4L V-8; On 157" WB	2	A,I,B	210-0178	215-0178
1997	All Models w/5.4L V-8; On 120" or 139" WB	1	A,B	210-0178	215-0178
	All Models w/5.4L V-8; On 157" WB with 1 1/16" OD Bearings	2	A,I,B	210-0213	215-1203
	All Models w/5.4L V-8; On 157" WB with 1 3/16" OD Bearings	2	A,I,B	210-0178	215-0178
1996-92	Exc. SuperCab				
	Long Bed; Exc. 5 Speed Manual Trans.	1	A, B	210-0213	215-0354
	Long Bed; w/ Standard 5 Speed Manual Trans. and 2 Joint Shaft	1	A, B	210-0213	215-0354
	Long Bed; w/ Standard 5 Speed Manual Trans. and 3 Joint Shaft	2	A, I, B	210-0213	215-0354
	Long Bed; w/ HD 5 Speed Manual Trans.	2	A	210-1204	215-1204
	2	I, B	210-0213	215-0354
	Short Bed	1	A, B	210-0213	215-0354
	▲ U-Bolt Kit 260-1204 - Fits {210-1204}				
	SuperCab				
	All	2	A, I, B	210-0213	215-0354
1991	Exc. SuperCab				
	Long Bed; Exc. 5 Speed Manual Trans.	1	A, B	210-0213	215-0354
	Long Bed; w/ Standard 5 Speed Manual Trans. and 2 Joint Shaft	1	A, B	210-0213	215-0354
	Long Bed; w/ Standard 5 Speed Manual Trans. and 3 Joint Shaft	2	A, I, B	210-0213	215-0354
	Long Bed; w/ HD 5 Speed Manual Trans. and 4.9L L-6	2	A	210-1204	215-1204
	2	I, B	210-0213	215-0354
	Long Bed; w/ HD 5 Speed Manual Trans.; V-8 and 2 Joint Shaft	1	A, B	210-0213	215-0354
	Long Bed; w/ HD 5 Speed Manual Trans.; V-8 and 3 Joint Shaft	2	A, I, B	210-0213	215-0354



Year	Make and Model	Diagram	Location	Standard	Performance
FORD: F100/150 PICKUP (Cont.)					
1991	Short Bed; Exc. 4 Speed Auto. Trans.	1	A	210-0213	215-0354
		1	B	210-1204	215-1204
	Short Bed; w/ 4 Speed Auto. Trans.	1	A, B	210-0213	215-0354
		▲ U-Bolt Kit 260-1204 - Fits {210-1204} SuperCab			
	All.	2	A, I, B	210-0213	215-0354
		1990			
	Exc. SuperCab	1	A	210-0213	215-0354
		1	B	210-1204	215-1204
	Long Bed; Exc. 5 Speed Manual Trans.	1	A	210-0213	215-0354
		1	B	210-1204	215-1204
	Long Bed; w/ Standard 5 Speed Manual Trans. and 2 Joint Shaft	1	A	210-0213	215-0354
		1	B	210-1204	215-1204
	Long Bed; w/ Standard 5 Speed Manual Trans. and 3 Joint Shaft	2	A, I	210-0213	215-0354
		2	B	210-1204	215-1204
	Long Bed; w/ HD 5 Speed Manual Trans.	2	A, B	210-1204	215-1204
		2	I	210-0213	215-0354
	Short Bed	1	A	210-0213	215-0354
		1	B	210-1204	215-1204
▲ U-Bolt Kit 260-1204 - Fits {210-1204} SuperCab					
	All.	2	A, I, B	210-0213	215-0354
		1989			
	Crew Cab or SuperCab	2	A, I	210-0213	215-0354
		2	B	210-1204	215-1204
▲ U-Bolt Kit 260-1204 - Fits {210-1204}					
	Exc. Crew Cab & SuperCab	1	A, B	210-0213	215-0354
		1	A	210-0213	215-0354
	w/ 2 Joint Shaft; 6 Cyl. w/ AOD 3 Speed Auto. Trans.; On 133in. WB; Built From 5/89.	1	B	210-1204	215-1204
		1	A, B	210-1204	215-1204
	w/ 2 Joint Shaft; Exc. 6 Cyl. w/ AOD 3 Speed Auto. Trans.; On 133in. WB; Built From 5/89.	2	I	210-0213	215-0354
		2	A, I	210-0213	215-0354
	w/ 3 Joint Shaft; 6 Cyl. w/ ZF HD 5 Speed Manual Trans.	2	B	210-1204	215-1204
		2	A, I	210-0213	215-0354
▲ U-Bolt Kit 260-1204 - Fits {210-1204}					
1988	w/ 2 Joint Shaft	1	A	210-0213	215-0354
		1	B	210-1204	215-1204
	w/ 3 Joint Shaft; Exc. ZF HD 5 Speed Manual Trans.	2	A, I	210-0213	215-0354
		2	B	210-1204	215-1204
	w/ 3 Joint Shaft; w/ ZF HD 5 Speed Manual Trans.	2	A, B	210-1204	215-1204
		2	I	210-0213	215-0354
▲ U-Bolt Kit 260-1204 - Fits {210-1204}					
1987	w/ 2 Joint Shaft	1	A	210-0213	215-0354
		1	B	210-1204	215-1204
	w/ 3 Joint Shaft	2	A, I	210-0213	215-0354
		2	B	210-1204	215-1204
▲ U-Bolt Kit 260-1204 - Fits {210-1204}					
	1986-82 w/ 2 Joint Shaft	1	A	210-0213	215-0354
		1	B	210-1204	215-1204
	w/ 3 Joint Shaft; Not Using U-bolts	2	A	210-0213	215-0354
		2	A	210-1204	215-1204
	w/ 3 Joint Shaft; Using U-bolts	2	I	210-0213	215-0354
		2	B	210-1204	215-1204
▲ U-Bolt Kit 260-1204 - Fits {210-1204}					
1981	w/ 2 Joint Shaft; Exc. Some	1	A	210-0213	215-0354
		1	B	210-1204	215-1204
	w/ 2 Joint Shaft; Use Plastic To Retain The U-Joints	1	A, B	210-3105	215-3105
		2	A	210-0213	215-0354
	w/ 3 Joint Shaft; Not Using U-bolts	2	A	210-1204	215-1204
		2	I	210-0213	215-0354
	w/ 3 Joint Shaft; Using U-bolts	2	B	210-1204	215-1204
		2	B	210-1204	215-1204
▲ U-Bolt Kit 260-1204 - Fits {210-1204}					

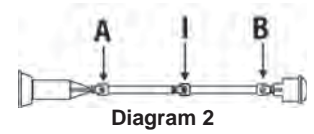
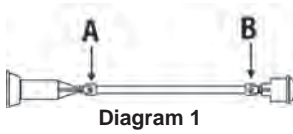
2WD TRUCKS

UNIVERSAL JOINTS



2WD TRUCKS

Year	Make and Model	Diagram	Location	Standard	Performance
FORD: F100/150 PICKUP (Cont.)					
1980	w/ 2 Joint Shaft.....	1	A	210-0213	215-0354
	1	B	210-1204	215-1204
	w/ 3 Joint Shaft; Not Using U-bolts.....	2	A	210-0213	215-0354
	w/ 3 Joint Shaft; Using U-bolts.....	2	A	210-1204	215-1204
	w/ 3 Joint Shaft.....	2	I	210-0213	215-0354
	2	B	210-1204	215-1204
	▲ U-Bolt Kit 260-1204 - Fits {210-1204}				
1979	w/ 2 Joint Shaft; Exc. Some.....	1	A	210-0213	215-0354
	1	B	210-1204	215-1204
	w/ 2 Joint Shaft; F100, w/ 3-1/2in. Yoke.....	1	A, B	210-0153	215-0153
	w/ 3 Joint Shaft; Not Using U-bolts.....	2	A	210-0213	215-0354
	w/ 3 Joint Shaft; Using U-bolts.....	2	A	210-1204	215-1204
	w/ 3 Joint Shaft.....	2	I	210-0213	215-0354
	2	B	210-1204	215-1204
	▲ U-Bolt Kit 260-1204 - Fits {210-1204}				
1978-77	F150; w/ 7.5L; w/ Auto. Trans.				
	Regular Cab.....	2	A, I, B	210-0213	215-0354
	SuperCab & Crew Cab.....	2	A	210-0213	215-0354
	2	I, B	210-0134	215-0134
1978-75	F150; Exc. 6.6L & 7.5L; w/ Auto. Trans.				
	Regular Cab.....	1	A, B	210-0153	215-0153
	Crew Cab; Before S/N Y20,000.....	2	A, I, B	210-0134	215-0134
	Crew Cab; From S/N Y20,001.....	2	A, I, B	210-0153	215-0153
	SuperCab.....	2	A, I, B	210-0153	215-0153
	F150; w/ 6.6L; w/ Auto. Trans.				
	Regular Cab; w/ 2.75 Rear Axle Ratio.....	2	A, I, B	210-0213	215-0354
	Regular Cab; w/ 3.25 Rear Axle Ratio.....	2	A	210-0134	215-0134
	2	I, B	210-0213	215-0354
	SuperCab & Crew Cab.....	2	A	210-0134	215-0134
	2	I, B	210-0213	215-0354
	F150; w/ Manual Trans.				
	Regular Cab.....	1	A, B	210-0153	215-0153
	Crew Cab; Exc. 6.4L V-8; Before S/N Y20,001.....	2	A, I, B	210-0153	215-0153
	Crew Cab; w/ 6.4L V-8; Before S/N Y20,001.....	2	A, I, B	210-0134	215-0134
SuperCab.....	2	A, I, B	210-0153	215-0153	
1978-73	F100; Exc. 7.5L				
	Regular Cab.....	1	A, B	210-0153	215-0153
	Crew Cab.....	2	A, I, B	210-0134	215-0134
	SuperCab.....	2	A, I, B	210-0153	215-0153
	F100; w/ 7.5L				
	w/ 2 Joint Shaft.....	1	A	210-0213	215-0354
	1	B	210-1204	215-1204
	w/ 3 Joint Shaft.....	2	A, I	210-0213	215-0354
.....	2	B	210-1204	215-1204	
1976	F150; w/ 7.5L; w/ Auto. Trans.				
	Regular Cab.....	2	A, I, B	210-0213	215-0354
	Crew Cab.....	2	A	210-0213	215-0354
	2	I, B	210-0134	215-0134
	SuperCab.....	2	A	210-0213	215-0354
	2	I, B	210-0153	215-0153
1975	F150; w/ 7.5L; w/ Auto. Trans.				
	Regular Cab.....	2	A, I, B	210-0213	215-0354
	SuperCab & Crew Cab.....	2	A	210-0213	215-0354
	2	I, B	210-0134	215-0134
1972-48	w/ 2 Joint Shaft.....	1	A, B	210-0153	215-0153
	w/ 3 Joint Shaft.....	2	A, I, B	210-0153	215-0153
	▲ U-Bolt Kit 260-0121 - Fits {210-0153}				
1947-40	All Models w/ Open Driveline				
	All.....	1	A, B	210-0153	215-0153



Year	Make and Model	Diagram	Location	Standard	Performance
FORD: F200/250 PICKUP					
2006-05	All Models; With 2-Joint Shaft	1	A,B	210-0160	215-0160
	All Models; With 3-Joint Shaft	2	A,I,B	210-0160	215-0160
2004-99	All Models (Except Turbo Diesel and V-10); With 2-Joint Shaft	1	A,B	210-0178	215-0178
	All Models (Except Turbo Diesel and V-10); With 3-Joint Shaft	2	A,I,B	210-0178	215-0178
	All Models with Turbo Diesel or V-10; With 2-Joint Shaft	1	A,B	210-0160	215-0160
	All Models with Turbo Diesel or V-10; With 3-Joint Shaft	2	A,I,B	210-0160	215-0160
1998	w/ 2 Joint Shaft.	1	A, B	210-0178	215-0178
	w/ 3 Joint Shaft.	2	A, I, B	210-0178	215-0178
	▲ Clamp Kit 260-0160 - Fits {210-0178}				
1997	5.8L V-8				
	Regular Cab; w/ Auto. Trans.	1	A	210-0213	215-0354
	1	B	210-1204	215-1204
	Regular Cab; w/ Manual Trans.	2	A, B	210-1204	215-1204
	2	I	210-0213	215-0354
	Crew Cab.	2	A, I, B	210-0178	215-0178
	SuperCab; w/ Long Bed; w/ Auto. Trans.	2	A, I	210-0213	215-0354
	2	B	210-1204	215-1204
	SuperCab; w/ Long Bed; w/ Manual Trans.	2	A, B	210-1204	215-1204
	2	I	210-0213	215-0354
	SuperCab; w/ Short Bed.	2	A, I, B	210-0178	215-0178
	▲ Clamp Kit 260-0160 - Fits {210-0178}				
	▲ U-Bolt Kit 260-1204 - Fits {210-1204} Exc. 5.8L V-8 w/ 2 Joint Shaft	1	A, B	210-0178	215-0178
	w/ 3 Joint Shaft.	2	A, I, B	210-0178	215-0178
	▲ Clamp Kit 260-0160 - Fits {210-0178}				
1996-95	7.3L or 7.5L V-8				
	w/ 2 Joint Shaft.	1	A, B	210-0178	215-0178
	w/ 3 Joint Shaft.	2	A, I, B	210-0178	215-0178
	▲ Clamp Kit 260-0160 - Fits {210-0178}				
1996-93	4.9L L-6 or 5.8L V-8				
	w/ 2 Joint Shaft.	1	A	210-0213	215-0354
	1	B	210-1204	215-1204
	w/ 3 Joint Shaft.	2	A, I	210-0213	215-0354
	2	B	210-1204	215-1204
	▲ U-Bolt Kit 260-1204 - Fits {210-1204}				
1994-93	7.3L or 7.5L V-8				
	w/ 2 Joint Shaft.	1	A	210-0213	215-0354
	1	B	210-1204	215-1204
	w/ 3 Joint Shaft; w/ Auto. Trans.	2	A, I	210-0213	215-0354
	2	B	210-1204	215-1204
	w/ 3 Joint Shaft; w/ Manual Trans.	2	A, I, B	210-0178	215-0178
	▲ Clamp Kit 260-0160 - Fits {210-0178}				
	▲ U-Bolt Kit 260-1204 - Fits {210-1204}				
1992	Exc. SuperCab				
	4.9L L-6; Exc. HD 5 Speed Manual Trans.	1	A	210-0213	215-0354
	1	B	210-1204	215-1204
	4.9L L-6; w/ HD 5 Speed Manual Trans.	2	A	210-1204	215-1204
	2	I	210-0213	215-0354
	2	B	210-1204	215-1204
1992	5.0L V-8; Exc. 5 Speed Manual Trans.	1	A	210-0213	215-0354
	1	B	210-1204	215-1204
	5.0L V-8; w/ 5 Speed Manual Trans.; w/ 2 Joint Shaft.	1	A	210-0213	215-0354
	1	B	210-1204	215-1204
	5.0L V-8; w/ 5 Speed Manual Trans.; w/ 3 Joint Shaft.	2	A, I	210-0213	215-0354
	2	B	210-1204	215-1204
	5.8L V-8; Exc. HD 5 Speed Manual Trans.	1	A	210-0213	215-0354
	1	B	210-1204	215-1204
	5.8L V-8; w/ HD 5 Speed Manual Trans.	2	A	210-1204	215-1204
	2	I	210-0213	215-0354
	2	B	210-1204	215-1204

2WD TRUCKS

UNIVERSAL JOINTS



Diagram 1

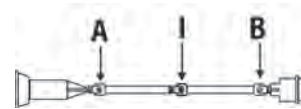
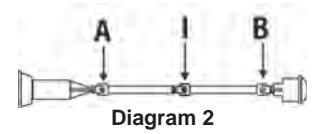
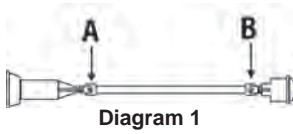


Diagram 2

2WD TRUCKS

Year	Make and Model	Diagram	Location	Standard	Performance
FORD: F200/250 PICKUP (Cont.)					
1992	7.3L or 7.5L V-8; w/ Auto. Trans.	1	A	210-0213	215-0354
(Cont.)		1	B	210-1204	215-1204
	7.3L or 7.5L V-8; w/ Manual. Trans.	2	A, I, B	210-0178	215-0178
	▲ Clamp Kit 260-0160 - Fits {210-0178}				
	▲ U-Bolt Kit 260-1204 - Fits {210-1204}				
	SuperCab				
	4.9L L-6.	1	A, B	210-1204	215-1204
	5.8L; w/ 3 Speed Auto. Trans.	1	A, B	210-1204	215-1204
	5.8L; w/ 4 Speed Auto. Trans.	2	A, I, B	210-0178	215-0178
	5.8L; w/ Manual Trans.	2	A, B	210-1204	215-1204
		2	I	210-0213	215-0354
	7.3L or 7.5L V-8.	2	A, I, B	210-0178	215-0178
	▲ Clamp Kit 260-0160 - Fits {210-0178}				
	▲ U-Bolt Kit 260-1204 - Fits {210-1204}				
1991	Exc. SuperCab				
	4.9L; w/ 3 Speed Auto. Trans.	1	A	210-0213	215-0354
		1	B	210-1204	215-1204
	4.9L; w/ 4 Speed Auto. Trans.	1	A, B	210-1204	215-1204
	4.9L; w/ 4 Speed Manual Trans.	1	A	210-0213	215-0354
		1	B	210-1204	215-1204
	4.9L; w/ HD 5 Speed Manual Trans.	2	A	210-1204	215-1204
		2	I	210-0213	215-0354
		2	B	210-1204	215-1204
	4.9L; w/ Standard 5 Speed Manual Trans.	1	A	210-0213	215-0354
		1	B	210-1204	215-1204
	5.0L V-8; w/ Auto. Trans.	1	A, B	210-1204	215-1204
	5.0L V-8; w/ Manual Trans.	1	A	210-0213	215-0354
		1	B	210-1204	215-1204
	5.8L; w/ Auto. Trans.	1	A	210-0213	215-0354
		1	B	210-1204	215-1204
	5.8L; w/ Manual Trans.	2	A	210-1204	215-1204
		2	I	210-0213	215-0354
		2	B	210-1204	215-1204
	7.3L or 7.5L; w/ Auto. Trans.	1	A	210-0213	215-0354
		1	B	210-1204	215-1204
	7.3L or 7.5L; w/ Manual Trans.	2	A, I, B	210-0178	215-0178
	▲ Clamp Kit 260-0160 - Fits {210-0178}				
	▲ U-Bolt Kit 260-1204 - Fits {210-1204}				
	SuperCab				
	4.9L L-6.	1	A, B	210-1204	215-1204
	5.0L V-8.	2	A, I	210-0213	215-0354
		2	B	210-1204	215-1204
	5.8L V-8; w/ 3 Speed Auto. Trans.	1	A, B	210-1204	215-1204
	5.8L V-8; w/ 4 Speed Auto. Trans.	2	A, I, B	210-0178	215-0178
	5.8L V-8; Manual Trans.	2	A, B	210-1204	215-1204
		2	I	210-0213	215-0354
	7.3L or 7.5L V-8.	2	A, I, B	210-0178	215-0178
	▲ Clamp Kit 260-0160 - Fits {210-0178}				
	▲ U-Bolt Kit 260-1204 - Fits {210-1204}				
1990	Exc. SuperCab				
	4.9L L-6; w/ 3 Speed Auto. Trans.	1	A	210-0213	215-0354
		1	B	210-1204	215-1204
	4.9L L-6; w/ 4 Speed Auto. Trans.	1	A, B	210-1204	215-1204
		1	A	210-0213	215-0354
		1	B	210-1204	215-1204
	4.9L L-6; w/ HD 5 Speed Manual Trans.	2	A, B	210-1204	215-1204
		2	I	210-0213	215-0354
	4.9L L-6; w/ Standard 5 Speed Manual Trans.	1	A	210-0213	215-0354
		1	B	210-1204	215-1204



Year	Make and Model	Diagram	Location	Standard	Performance
FORD: F200/250 PICKUP (Cont.)					
1990 (Cont.)	5.0L V-8; w/ AOD 3 Speed Auto. Trans.	1	A	210-0213	215-0354
	1	B	210-1204	215-1204
	5.0L V-8; w/ C-6 3 Speed Auto. Trans.	1	A, B	210-1204	215-1204
	5.0L V-8; w/ 4 Speed Manual Trans.	1	A	210-0213	215-0354
	1	B	210-1204	215-1204
	5.0L V-8; w/ 5 Speed Manual Trans.; w/ 3.55 Rear Axle.	1	A	210-0213	215-0354
	1	B	210-1204	215-1204
	5.0L V-8; w/ 5 Speed Manual Trans.; w/ 4.10 Rear Axle.	2	A, I	210-0213	215-0354
	2	B	210-1204	215-1204
	5.8L V-8; w/ Auto. Trans.	1	A	210-0213	215-0354
	1	B	210-1204	215-1204
	5.8L V-8; w/ Manual Trans.	2	A, B	210-1204	215-1204
	2	I	210-0213	215-0354
	7.3L or 7.5L V-8; w/ Auto. Trans.	1	A	210-0213	215-0354
	1	B	210-1204	215-1204
	7.3L or 7.5L; w/ Manual Trans.	2	A, I, B	210-0178	215-0178
	▲ Clamp Kit 260-0160 - Fits {210-0178}				
	▲ U-Bolt Kit 260-1204 - Fits {210-1204}				
	SuperCab				
	4.9L L-6.	2	A, B	210-1204	215-1204
	2	I	210-0213	215-0354
	5.8L V-8; w/ 3 Speed Auto. Trans.	2	A, I	210-0213	215-0354
	2	B	210-1204	215-1204
	5.8L V-8; w/ 4 Speed Auto. Trans.	2	A, I, B	210-0178	215-0178
	5.8L V-8; w/ Manual Trans.	2	A, B	210-1204	215-1204
	2	I	210-0213	215-0354
	7.3L or 7.5L V-8.	2	A, I, B	210-0178	215-0178
	▲ Clamp Kit 260-0160 - Fits {210-0178}				
	▲ U-Bolt Kit 260-1204 - Fits {210-1204}				
1989	4.9L L-6 or 5.8L V-8; w/ HD 5 Speed Manual Trans.	2	A, B	210-1204	215-1204
	2	I	210-0213	215-0354
	7.3L or 7.5L; w/ HD 5 Speed Manual Trans.	1	A, B	210-0178	215-0178
	Regular Cab; Exc. HD 5 Speed Manual Trans.	1	A	210-0213	215-0354
	1	B	210-1204	215-1204
	Crew Cab; Exc. HD 5 Speed Manual Trans.	2	A, I	210-0213	215-0354
	2	B	210-1204	215-1204
	▲ Clamp Kit 260-0160 - Fits {210-0178}				
	▲ U-Bolt Kit 260-1204 - Fits {210-1204}				
	1988	Regular Cab; Exc. 5 Speed Manual Trans.	1	A	210-0213
.....		1	B	210-1204	215-1204
Crew Cab; Exc. 5 Speed Manual Trans.		2	A, I	210-0213	215-0354
.....		2	B	210-1204	215-1204
w/ Standard 5 Speed Manual Trans.; 4.9L L-6 w/ 4.10 Axle.		2	A, B	210-1204	215-1204
.....		2	I	210-0213	215-0354
w/ Standard 5 Speed Manual Trans.; Exc. 4.9L L-6 w/ 4.10 Axle.		1	A	210-0213	215-0354
.....		1	B	210-1204	215-1204
w/ HD 5 Speed Manual Trans.; 4.9L L-6 or 5.8L V-8.		2	A, B	210-1204	215-1204
.....		2	I	210-0213	215-0354
w/ HD 5 Speed Manual Trans.; 7.3L or 7.5L V-8.	1	A, B	210-0178	215-0178	
▲ Clamp Kit 260-0160 - Fits {210-0178}					
▲ U-Bolt Kit 260-1204 - Fits {210-1204}					
1987	Regular Cab or SuperCab; Exc. 5 Speed Manual Trans.	1	A	210-0213	215-0354
	1	B	210-1204	215-1204
	Regular Cab or SuperCab; w/ 5 Speed Manual Trans.	1	A, B	210-0178	215-0178
	Crew Cab; w/ Auto. Trans.	2	A, I	210-0213	215-0354
	2	B	210-1204	215-1204
	Crew Cab; w/ Manual Trans.	2	A, B	210-1204	215-1204
	2	I	210-0213	215-0354
	▲ Clamp Kit 260-0160 - Fits {210-0178}				
▲ U-Bolt Kit 260-1204 - Fits {210-1204}					

2WD TRUCKS

UNIVERSAL JOINTS



Diagram 1

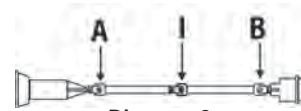
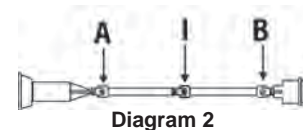
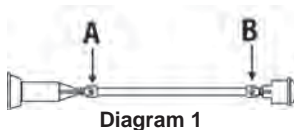


Diagram 2

2WD TRUCKS

Year	Make and Model	Diagram	Location	Standard	Performance
FORD: F200/250 PICKUP (Cont.)					
1986-82	w/ 2 Joint Shaft.....	1	A	210-0213	215-0354
	1	B	210-1204	215-1204
	w/ 3 Joint Shaft; Not Using U-bolts.....	2	A	210-0213	215-0354
	w/ 3 Joint Shaft; Using U-bolts.....	2	A	210-1204	215-1204
	w/ 3 Joint Shaft.....	2	I	210-0213	215-0354
	2	B	210-1204	215-1204
	▲ U-Bolt Kit 260-1204 - Fits {210-1204}				
1981	w/ 2 Joint Shaft.....	1	A	210-0213	215-0354
	1	B	210-1204	215-1204
	w/ 3 Joint Shaft; Not Using U-bolts; Some Use Plastic To Retain U-Joints.....	2	A	210-0213	215-0354
	w/ 3 Joint Shaft; Using U-bolts; Some Use Plastic To Retain U-Joints.....	2	A	210-1204	215-1204
	w/ 3 Joint Shaft; Some Use Plastic To Retain U-Joints.....	2	I	210-0213	215-0354
	2	B	210-1204	215-1204
	w/ 3 Joint Shaft; Uses Plastic To Retain U-Joints.....	2	A, I, B	210-3105	215-3105
	▲ U-Bolt Kit 260-1204 - Fits {210-1204}				
1980	w/ 2 Joint Shaft.....	1	A	210-0213	215-0354
	1	B	210-1204	215-1204
	w/ 3 Joint Shaft.....	2	A, I	210-0213	215-0354
	2	B	210-1204	215-1204
	▲ U-Bolt Kit 260-1204 - Fits {210-1204}				
1979	6.6L V-8				
	All.....	2	A, I, B	210-0178	215-0178
	▲ U-Bolt Kit 260-0178 - Fits {210-0178}				
	Exc. 6.6L V-8				
	On 133in. or 138in. WB; Exc. 3.73 Rear Axle Ratio.....	2	A, I	210-0213	215-0354
	2	B	210-0178	215-0178
	On 133in. or 138in. WB; w/ 3.73 Rear Axle Ratio.....	2	A, I	210-0213	215-0354
	2	B	210-1204	215-1204
	On 150in. WB.....	2	A	210-0213	215-0354
	2	I, B	210-0178	215-0178
	On 155in. WB; Exc. Dana 60 Rear Axle or 3.73 Rear Axle Ratio.....	2	A, I	210-0213	215-0354
	2	B	210-0178	215-0178
	On 155in. WB; w/ Dana 60 Rear Axle or 3.73 Rear Axle Ratio.....	2	A, I	210-0213	215-0354
	2	B	210-1204	215-1204
	▲ U-Bolt Kit 260-0178 - Fits {210-0178}				
	▲ U-Bolt Kit 260-1204 - Fits {210-1204}				
1978	4.9L or 5.8L.....	2	A, I, B	210-0153	215-0153
	6.6L or 7.5L; w/ 2 Joint Shaft.....	1	A, B	210-0213	215-0354
	6.6L or 7.5L; w/ 3 Joint Shaft.....	2	A, B	210-0213	215-0354
	6.6L or 7.5L; w/ 3 Joint Shaft; w/ 1-1/16in. OD Brg.....	2	I	210-0213	215-0354
	6.6L or 7.5L; w/ 3 Joint Shaft; w/ 1-3/16in. OD Brg.....	2	I	210-0178	215-0178
1977	4.9L 6 Cyl. or 5.8L V-8				
	w/ 3-1/2in. Yoke.....	2	A, I, B	210-0153	215-0153
	w/ 3-1/2in. and 3-7/8in. Yoke.....	2	A, I, B	210-0134	215-0134
	6.6L or 7.5L V-8				
	On 133in. WB; w/ 2 Joint Shaft.....	1	A, B	210-0178	215-0178
	On 133in. or 138in. WB; w/ 3 Joint Shaft; w/ 1-1/16in. OD Brg.....	2	A, I	210-0213	215-0354
	2	B	210-0178	215-0178
	2	A, I, B	210-0178	215-0178
	On 150in. or 155in. WB; w/ 3-1/2in. Yoke.....	2	A, I, B	210-0153	215-0153
	On 150in. or 155in. WB; w/ 3-7/8in. Yoke; w/ 1-1/16in. OD Brg.....	2	A, I, B	210-0213	215-0354
	On 150in. or 155in. WB; w/ 3-7/8in. Yoke; w/ 1-3/16in. OD Brg.....	2	A, I, B	210-0178	215-0178
	▲ U-Bolt Kit 260-0178 - Fits {210-0178}				



Year	Make and Model	Diagram	Location	Standard	Performance
FORD: F200/250 PICKUP (Cont.)					
1976-75	4.9L 6 Cyl. or 5.9L V-8				
	Exc. SuperCab; w/ Manual Trans.....	2	A, I, B	210-0153	215-0153
	SuperCab; w/ Manual Trans.....	2	A	210-0153	215-0153
	2	I, B	210-0134	215-0134
	6.4L or 7.5L V-8				
	On 133in. WB; w/ 2 Joint Shaft.....	1	A, B	210-0178	215-0178
	On 133in. or 138in. WB; w/ 3 Joint Shaft; w/ 1-1/16in. OD Brg.....	2	A, I	210-0213	215-0354
	2	B	210-0178	215-0178
	On 133in. or 138in. WB; w/ 3 Joint Shaft; w/ 1-3/16in. OD Brg.....	2	A, I, B	210-0178	215-0178
	On 150in. or 155in. WB; w/ 3-1/2in. Yoke.....	2	A, I, B	210-0153	215-0153
	On 150in. or 155in. WB; w/ 3-7/8in. Yoke; w/ 1-1/16in. OD Brg.....	2	A, I, B	210-0213	215-0354
	On 150in. or 155in. WB; w/ 3-7/8in. Yoke; w/ 1-3/16in. OD Brg.....	2	A, I, B	210-0178	215-0178
	▲ U-Bolt Kit 260-0178 - Fits {210-0178}				
1974-73	4.9L 6 Cyl. or 5.9L V-8.....	2	A, I, B	210-0153	215-0153
	6.4L or 7.5L V-8.....	2	A, I, B	210-0213	215-0354
1972-68	3.9L or 4.9L 6 Cyl., or 5.9L V-8.....	2	A, I, B	210-0153	215-0153
	6.4L V-8.....	2	A, I, B	210-0213	215-0354
1967-48	w/ 2 Joint Shaft.....	1	A, B	210-0153	215-0153
	w/ 3 Joint Shaft.....	2	A, I, B	210-0153	215-0153
1947-40	All Models w/ Open Driveline				
	On 122in. WB.....	1	A, B	210-0153	215-0153
FORD: F300/350 PICKUP					
2006-05	All Models; With 2-Joint Shaft.....	1	A,B	210-0160	215-0160
	All Models; With 3-Joint Shaft.....	2	A,I,B	210-0160	215-0160
2004-98	All Models with 5.4 Liter V-8; Regular Cab - with 2-Joint Shaft.....	1	A,B	210-0178	215-0178
	All Models with 5.4 Liter V-8; Regular Cab - with 3-Joint Shaft.....	2	A,I,B	210-0178	215-0178
	All Models with 5.4 Liter V-8; SuperCab & Crew Cab.....	2	A,I,B	210-0178	215-0178
	▲ Clamp Kit 260-0160 - Fits {210-0178}				
2004-99	All Models with Turbo Diesel or V-10; Regular Cab - with 2-Joint Shaft.....	1	A,B	210-0160	215-0160
	All Models with Turbo Diesel or V-10; Regular Cab - with 3-Joint Shaft.....	2	A,I,B	210-0160	215-0160
	All Models with Turbo Diesel or V-10; SuperCab & Crew Cab.....	2	A,I,B	210-0160	215-0160
	▲ Clamp Kit 260-0160 - Fits {210-0160}				
1997	4.9L L-6				
	w/ Auto. Trans.; On 133in. WB.....	1	A	210-0213	215-0354
	1	B	210-1204	215-1204
	w/ Auto. Trans.; On 160in. WB.....	2	A, I, B	210-0178	215-0178
	w/ Manual Trans.....	2	A	210-1204	215-1204
	2	I, B	210-0213	215-0354
	▲ Clamp Kit 260-0160 - Fits {210-0178}				
	▲ U-Bolt Kit 260-1204 - Fits {210-1204}				
	5.8L V-8				
	w/ C-6 3 Speed Auto. Trans.; On 133in. WB.....	1	A	210-0213	215-0354
	1	B	210-1204	215-1204
	w/ C-6 3 Speed Auto. Trans.; On 136in. or 160in. WB.....	2	A, I, B	210-0178	215-0178
	w/ C-6 3 Speed Auto. Trans.; On 168in. WB.....	2	A, I	210-0213	215-0354
	2	B	210-1204	215-1204
	w/ E4OD 4 Speed Auto. Trans.; On 133in. WB.....	1	A	210-0213	215-0354
	1	B	210-1204	215-1204
	w/ E4OD 4 Speed Auto. Trans.; On 136in. or 160in. WB.....	2	A, I, B	210-0178	215-0178
	w/ Manual Trans.; On 136in. or 160in. WB.....	2	A	210-1204	215-1204
	2	I, B	210-0213	215-0354
	▲ Clamp Kit 260-0160 - Fits {210-0178}				
	▲ U-Bolt Kit 260-1204 - Fits {210-1204} 7.3L or 7.5L V-8 w/ 2 Joint Shaft.....	1	A, B	210-0178	215-0178
	w/ 3 Joint Shaft.....	2	A, I, B	210-0178	215-0178
	▲ Clamp Kit 260-0160 - Fits {210-0178}				
1996-95	4.9L L-6				
	w/ 2 Joint Shaft.....	1	A	210-0213	215-0354
	1	B	210-1204	215-1204

2WD TRUCKS

UNIVERSAL JOINTS



Diagram 1

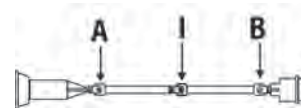
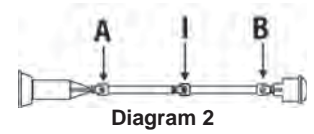
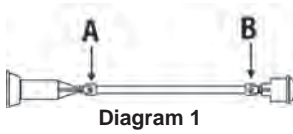


Diagram 2

2WD TRUCKS

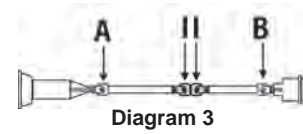
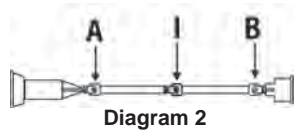
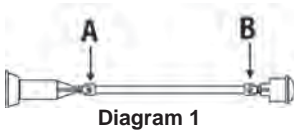
Year	Make and Model	Diagram	Location	Standard	Performance
FORD: F300/350 PICKUP (Cont.)					
1996-95	w/ 3 Joint Shaft.....	2	A, I	210-0213	215-0354
	2	B	210-1204	215-1204
	▲ U-Bolt Kit 260-1204 - Fits {210-1204}				
	5.8L V-8				
	w/ 2 Joint Shaft; w/ 1-1/16in. OD Brg.....	1	A	210-0213	215-0354
	1	B	210-1204	215-1204
	w/ 2 Joint Shaft; w/ 1-3/16in. OD Brg.....	1	A, B	210-0178	215-0178
	w/ 3 Joint Shaft; w/ 1-1/16in. OD Brg.....	2	A, I	210-0213	215-0354
	2	B	210-1204	215-1204
	w/ 3 Joint Shaft; w/ 1-3/16in. OD Brg.....	2	A, I, B	210-0178	215-0178
	▲ Clamp Kit 260-0160 - Fits {210-0178}				
	▲ U-Bolt Kit 260-1204 - Fits {210-1204}				
	7.3L or 7.5L				
	V-8 w/ 2 Joint Shaft.....	1	A, B	210-0178	215-0178
	w/ 3 Joint Shaft.....	2	A, I, B	210-0178	215-0178
	▲ Clamp Kit 260-0160 - Fits {210-0178}				
1994-92	Chassis Cab				
	5.8L V-8; w/ 4 Speed Auto. Trans.; On 136in. WB.....	2	A	210-1204	215-1204
	2	I, B	210-0178	215-0178
	(Exc. 5.8L V-8 w/ 4 Speed Auto. Trans. On 136in. WB).....	2	A, I, B	210-0178	215-0178
	▲ Clamp Kit 260-0160 - Fits {210-0178}				
	▲ U-Bolt Kit 260-1204 - Fits {210-1204}				
	Crew Cab				
	5.8L V-8; w/ Auto. Trans.....	2	A, I	210-0213	215-0354
	2	B	210-1204	215-1204
	5.8L V-8; w/ Manual Trans.....	2	A, B	210-1204	215-1204
	2	I	210-0213	215-0354
	7.3L V-8; w/ Auto. Trans.....	2	A, I	210-0213	215-0354
	2	B	210-1204	215-1204
	7.3L V-8; w/ Manual Trans.....	2	A, I, B	210-0178	215-0178
	7.5L V-8.....	2	A, I, B	210-0178	215-0178
	▲ Clamp Kit 260-0160 - Fits {210-0178}				
	▲ U-Bolt Kit 260-1204 - Fits {210-1204}				
	Exc. SuperCab, Crew Cab & Chassis Cab				
	4.9L L-6 or 5.8L V-8; w/ Auto. Trans.....	1	A	210-0213	215-0354
	1	B	210-1204	215-1204
	4.9L L-6 or 5.8L V-8; w/ Manual Trans.....	2	A, B	210-1204	215-1204
	2	I	210-0213	215-0354
	7.3L V-8; w/ Auto. Trans.....	1	A	210-0213	215-0354
	1	B	210-1204	215-1204
	7.3L V-8; w/ Manual Trans.....	2	A	210-1204	215-1204
	2	I, B	210-0178	215-0178
	7.5L V-8; w/ Auto. Trans.....	1	A	210-0213	215-0354
	1	B	210-1204	215-1204
	7.5L V-8; w/ Manual Trans.....	2	A, I, B	210-0178	215-0178
	▲ Clamp Kit 260-0160 - Fits {210-0178}				
	▲ U-Bolt Kit 260-1204 - Fits {210-1204}				
	SuperCab				
	All.....	2	A, I, B	210-0178	215-0178
1991	w/ Manual Trans.; w/ 4.9L L-6 or 5.8L V-8 On 133in. WB.....	2	A	210-1204	215-1204
	2	I, B	210-0178	215-0178
	w/ Manual Trans.; Exc. 4.9L L-6 or 5.8L V-8 On 133in. WB.....	2	A, I, B	210-0178	215-0178
	w/ 3 Speed Auto. Trans.; On 133in. WB.....	1	A	210-0213	215-0354
	1	B	210-1204	215-1204
	w/ 3 Speed Auto. Trans.; On 136in., 155in. or 160in. WB.....	2	A, I, B	210-0178	215-0178
	w/ 4 Speed Auto. Trans.; On 133in. WB.....	1	A	210-0213	215-0354
	1	B	210-1204	215-1204
	w/ 4 Speed Auto. Trans.; On 136in. WB; w/ 5.8L V-8.....	2	A	210-1204	215-1204
	2	I, B	210-0178	215-0178
	w/ 4 Speed Auto. Trans.; On 136in. WB; w/ 7.3L or 7.5L V-8.....	2	A, I, B	210-0178	215-0178
	w/ 4 Speed Auto. Trans.; On 155in. or 160in. WB.....	2	A, I, B	210-0178	215-0178



Year	Make and Model	Diagram	Location	Standard	Performance	
FORD: F300/350 PICKUP (Cont.)						
1991	w/ 4 Speed Auto. Trans.; On 168in. WB.	2	A, I	210-0213	215-0354	
		2	B	210-1204	215-1204	
▲ Clamp Kit 260-0160 - Fits {210-0178}						
▲ U-Bolt Kit 260-1204 - Fits {210-1204}						
1990	w/ Auto. Trans.; On 133in. WB.	1	A	210-0213	215-0354	
		1	B	210-1204	215-1204	
	2	A, I, B	210-0178	215-0178		
	2	A	210-1204	215-1204		
	2	I, B	210-0178	215-0178		
	2	A, I, B	210-0178	215-0178		
	2	A, I	210-0213	215-0354		
	2	B	210-1204	215-1204		
	2	A, B	210-1204	215-1204		
	2	I	210-0213	215-0354		
	2	A	210-1204	215-1204		
	2	I, B	210-0178	215-0178		
	2	A, I, B	210-0178	215-0178		
	w/ Manual Trans.; 4.9L L-6 or 5.8L V-8; On 133in. WB.					
1989	4.9L L-6 or 5.8L V-8; w/ 5 Speed Manual Trans.; On 133in. WB.	1	A	210-0213	215-0354	
		1	B	210-1204	215-1204	
	2	A	210-1204	215-1204		
	2	I, B	210-0178	215-0178		
	1	A, B	210-0178	215-0178		
	1	A	210-0213	215-0354		
	1	B	210-1204	215-1204		
	2	A, I, B	210-0178	215-0178		
	▲ Clamp Kit 260-0160 - Fits {210-0178}					
	▲ U-Bolt Kit 260-1204 - Fits {210-1204}					
	1988	w/ 2 Joint Shaft; Exc. 5 Speed Manual Trans.	1	A	210-0213	215-0354
			1	B	210-1204	215-1204
		1	A, B	210-0178	215-0178	
		2	A, B	210-1204	215-1204	
2		I	210-0213	215-0354		
2		A, I, B	210-0178	215-0178		
▲ Clamp Kit 260-0160 - Fits {210-0178}						
▲ U-Bolt Kit 260-1204 - Fits {210-1204}						
1987		w/ 2 Joint Shaft; Exc. 5 Speed Manual Trans.	1	A	210-0213	215-0354
			1	B	210-1204	215-1204
	1	A, B	210-0178	215-0178		
	2	A, I	210-0213	215-0354		
	2	B	210-1204	215-1204		
	2	A, I, B	210-0178	215-0178		
	2	A, B	210-1204	215-1204		
	2	I	210-0213	215-0354		
	▲ Clamp Kit 260-0160 - Fits {210-0178}					
	▲ U-Bolt Kit 260-1204 - Fits {210-1204}					
	1986-84	w/ 2 Joint Shaft.	1	A	210-0213	215-0354
			1	B	210-1204	215-1204
		2	A, I	210-0213	215-0354	
		2	B	210-1204	215-1204	
2		A, B	210-1204	215-1204		
2		I	210-0213	215-0354		
▲ U-Bolt Kit 260-1204 - Fits {210-1204}						
1983-82		w/ 2 Joint Shaft.	1	A	210-0213	215-0354
			1	B	210-1204	215-1204
		2	A	210-0213	215-0354	
		2	A	210-1204	215-1204	
		2	I	210-0213	215-0354	
		2	B	210-1204	215-1204	
		▲ U-Bolt Kit 260-1204 - Fits {210-1204}				

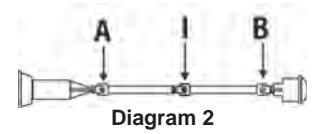
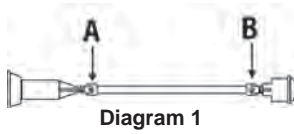
2WD TRUCKS

UNIVERSAL JOINTS



2WD TRUCKS

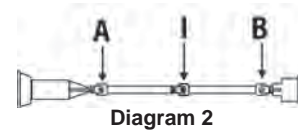
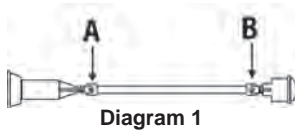
Year	Make and Model	Diagram	Location	Standard	Performance
FORD: F300/350 PICKUP (Cont.)					
1981	w/ 2 Joint Shaft.....	1	A	210-0213	215-0354
	1	B	210-1204	215-1204
	w/ 3 Joint Shaft; Some Use Plastic To Retain U-Joints.	2	A, I	210-0213	215-0354
	2	B	210-1204	215-1204
	w/ 3 Joint Shaft; Uses Plastic To Retain U-Joints.....	2	A, I, B	210-3105	215-3105
	▲ U-Bolt Kit 260-1204 - Fits {210-1204}				
1980	w/ 2 Joint Shaft.....	1	A	210-0213	215-0354
	1	B	210-1204	215-1204
	w/ 3 Joint Shaft.....	2	A, I	210-0213	215-0354
	2	B	210-1204	215-1204
	▲ U-Bolt Kit 260-1204 - Fits {210-1204}				
	1979	All.....	2	A	210-0213
	w/ 1-1/16in. OD Brg.....	2	I	210-0213	215-0354
	w/ 1-3/16in. OD Brg.....	2	I	210-0178	215-0178
	w/ 2 1-1/16in. & 2 1-1/8in. OD Brg.....	2	B	210-1204	215-1204
	w/ 1-3/16in. OD Brg.....	2	B	210-0178	215-0178
	▲ U-Bolt Kit 260-1204 - Fits {210-1204}				
	1978-77	4.9L, 5.0L or 5.8L; Most.....	2	A, I, B	210-0213
	4.9L, 5.0L or 5.8L; Some.....	2	A	210-0213	215-0354
	2	I, B	210-0178	215-0178
	6.6L or 7.5L; w/ Auto. Trans.....	2	A	210-0213	215-0354
	2	I, B	210-0178	215-0178
	6.6L or 7.5L; w/ Manual Trans.....	2	A, I, B	210-0178	215-0178
	1976-75	6.4L or 7.5L V-8.....	2	A, I, B	210-0178
	Exc. 6.4L, 7.5L V-8 and 155in. WB.....	2	A, I, B	210-0213	215-0354
	On 155in. WB.....	2	A	210-0153	215-0153
	2	I, B	210-0178	215-0178
	1974-67	6.4L or 7.5L V-8.....	2	A	210-0213
	2	I, B	210-0178	215-0178
	Exc. 6.4L & 7.5L V-8.....	2	A	210-0153	215-0153
	2	I, B	210-0134	215-0134
	1966-48	w/ 2 Joint Shaft.....	1	A, B	210-0153
	w/ 3 Joint Shaft.....	2	A, I, B	210-0153	215-0153
	▲ U-Bolt Kit 260-0121 - Fits {210-0153}				
1947-40	All Models w/ Open Driveline				
	On 122in. WB.....	1	A, B	210-0153	215-0153
FORD: F SUPER DUTY					
1997-88	All.....	2	A, I, B	210-0160	215-0160
	PTO.....			210-0170	—
	▲ Clamp Kit 260-0160 - Fits {210-0160}				
FORD: F-450 & F-550 SUPER DUTY PICKUP					
2006-99	All Models; With 3-Joint Shaft.....	2	A, I, B	230-0188	---
	All Models; With 4-Joint Shaft.....	3	A, I, I, B	230-0188	---
	▲ Clamp Kit 260-0188 - Fits {230-0188}				
FORD: F53 STRIPPED CHASSIS					
2006-99	All Models; With 3-Joint Shaft.....	2	A, I, B	230-0188	---
	All Models; With 4-Joint Shaft.....	3	A, I, I, B	230-0188	---
	▲ Clamp Kit 260-0188 - Fits {230-0188}				
1997-89	On 158in., 178in. or 190in. WB.....	2	A, I, B	210-0160	215-0160
	On 208in. or 228in. WB.....	3	A, I, I, B	210-0160	215-0160
	▲ Clamp Kit 260-0160 - Fits {210-0160}				
FORD: F59 STRIPPED CHASSIS					
1994-89	On 158in., 178in. or 190in. WB.....	2	A, I, B	210-0160	215-0160
	On 208in. or 228in. WB.....	3	A, I, I, B	210-0160	215-0160
	▲ Clamp Kit 260-0160 - Fits {210-0160}				



Year	Make and Model	Diagram	Location	Standard	Performance
FORD: F650 & F750 SUPER DUTY PICKUP					
2003-99	All Models; With 2 Plain & 2 Plate Caps U/J for 5.3" Yokes	2	A,I,B	230-0558	---
	All Models; With 2 Plain & 2 Plate Caps U/J for 6.1" Yokes	2	A,I,B	230-0560	---
	All Models; With 4 Plain Caps U/J, 1 3/8" OD	2	A,I,B	230-0155	---
	All Models; With 4 Plain Caps U/J, 1 5/8" OD	2	A,I,B	240-0460	---
	▲ Clamp Kit 260-0188 - Fits {230-0155}				
	▲ Clamp Kit 260-0279 - Fits {230-0558}				
	▲ Clamp Kit 260-0280 - Fits {230-0560}				
FORD: P100-350 SERIES					
1976-75	All	1	A	210-0213	215-0354
		1	B	210-1204	215-1204
	All	2	A, I	210-0213	215-0354
		2	B	210-1204	215-1204
1974-70	w/ 1-1/16in. OD Brg.	1	A, B	210-0153	215-0153
		2	A, I, B	210-0153	215-0153
	w/ 1-3/16in. OD Brg.	1	A, B	210-0178	215-0178
		2	A, I, B	210-0178	215-0178
1969-65	All	1	A, B	210-0153	215-0153
		2	A, I, B	210-0153	215-0153
FORD: RANCHERO					
1979-78	All	1	A	210-0213	215-0354
		1	B	210-1204	215-1204
	▲ U-Bolt Kit 260-1204 - Fits {210-1204}				
1977-75	5.0L V-8	1	A	210-0153	215-0153
		1	B	210-1201	215-1201
	5.8L V-8; w/ 3-1/2in. Yoke	1	A	210-0153	215-0153
		1	B	210-1201	215-1201
	5.8L V-8; w/ 3-7/8in. Yoke	1	A	210-0213	215-0354
		1	B	210-1204	215-1204
	6.4L, 6.6L or 7.5L V-8	1	A	210-0213	215-0354
		1	B	210-1204	215-1204
	▲ U-Bolt Kit 260-1204 - Fits {210-1201} & {210-1204}				
1974-62	w/ 3-1/2in. Yoke	1	A	210-1200	215-1200
		1	B	210-1201	215-1201
	w/ 3-7/8in. Yoke	1	A	210-1203	215-1203*
		1	B	210-1204	215-1204
	▲ U-Bolt Kit 260-1204 - Fits {210-1201} & {210-1204}				
1959-57	All	1	A, B	210-0153	215-0153
FORD: RANGER					
2006-98	All Models	1	A,B	210-0213	215-1203
1997-94	Regular Cab	1	A, B	210-0153	215-0153
	SuperCab	2	A, I, B	210-0153	215-0153
	▲ Clamp Kit 260-0443 - Fits {210-0153}				
1993-90	Regular Cab	1	A, B	210-0153	215-0153
	SuperCab	2	A, I, B	210-0153	215-0153
	▲ Clamp Kit 260-0443 - Fits {210-0153}				
1989-88	Regular Cab	1	A	210-0153	215-0153
	Regular Cab; Not Using U-bolts	1	B	210-0153	215-0153
	Regular Cab; Using U-bolts	1	B	210-1201	215-1201
	SuperCab; w/ 2-3/4in. Yoke	2	A	210-0443	215-0443
	SuperCab; w/ 3-1/2in. Yoke	2	A	210-0153	215-0153
	SuperCab	2	I, B	210-0443	215-0443
	▲ U-Bolt Kit 260-1204 - Fits {210-1201}				
1987-86	Regular Cab	1	A, B	210-0153	215-0153
	SuperCab	2	A, I, B	210-0443	215-0443
1985	All	1	A, B	210-0153	215-0153
1984	All	1	A, B	210-0153	215-0153
	Some; On 114in. WB.	1	B	210-1204	215-1204
1983	All	1	A, B	210-0153	215-0153

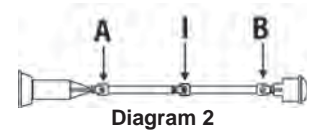
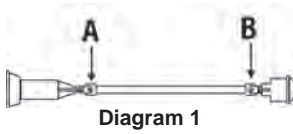
2WD TRUCKS

UNIVERSAL JOINTS



2WD TRUCKS

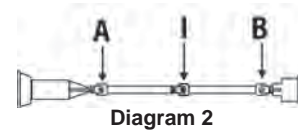
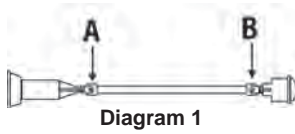
Year	Make and Model	Diagram	Location	Standard	Performance
FORD: VAN E100/150					
2006-97	All Models	1	A,B	210-0178	215-0178
1996-91	All	1	A, B	210-0213	215-0354
1990	w/ Auto. Trans.	1	A, B	210-0213	215-0354
	w/ Manual Trans.	2	A, I, B	210-0213	215-0354
1989	All	1	A, B	210-0213	215-0354
1988	w/ 2 Joint Shaft	1	A	210-0213	215-0354
	w/ 2 Joint Shaft; Not Using U-bolts	1	B	210-0213	215-0354
	w/ 2 Joint Shaft; Using U-bolts	1	B	210-1204	215-1204
	w/ 3 Joint Shaft	2	A, I	210-0213	215-0354
		2	B	210-1204	215-1204
	▲ U-Bolt Kit 260-1204 - Fits {210-1204}				
1987	w/ 2 Joint Shaft	1	A, B	210-0213	215-0354
	w/ 3 Joint Shaft	2	A, I	210-0213	215-0354
		2	B	210-1204	215-1204
	▲ U-Bolt Kit 260-1204 - Fits {210-1204}				
	1986-79 w/ 2 Joint Shaft	1	A	210-0213	215-0354
		1	B	210-1204	215-1204
	w/ 3 Joint Shaft	2	A, I	210-0213	215-0354
		2	B	210-1204	215-1204
	▲ U-Bolt Kit 260-1204 - Fits {210-1204}				
1978-75	w/ 2 Joint Shaft; Exc. 124in. WB	1	A, B	210-0153	215-0153
	w/ 2 Joint Shaft; On 124in. WB	1	A	210-0153	215-0153
		1	B	210-1201	215-1201
	w/ 3 Joint Shaft; Exc. 5.8L w/ Auto. Trans.	2	A, I, B	210-0153	215-0153
	w/ 3 Joint Shaft; w/ 5.8L; w/ Auto. Trans.	2	A, I	210-0213	215-0354
		2	B	210-0153	215-0153
	▲ U-Bolt Kit 260-0121 - Fits {210-0153}				
	▲ U-Bolt Kit 260-1204 - Fits {210-1201}				
1974-68	w/ 2 Joint Shaft	1	A, B	210-0153	215-0153
	w/ 3 Joint Shaft	2	A, I, B	210-0153	215-0153
	▲ U-Bolt Kit 260-0121 - Fits {210-0153}				
1967-61	w/ Inside Lock Rings	1	A, B	210-0105	—
	w/ Outside Lock Rings	1	A, B	210-0153	215-0153
	▲ U-Bolt Kit 260-0121 - Fits {210-0153}				
FORD: VAN E200/250					
2006-97	All Models	1	A,B	210-0178	215-0178
1996-92	All	1	A	210-0213	215-0354
	6 Cyl. Window Van w/ 3 Speed Auto. Trans.	1	B	210-0213	215-0354
	Exc. 6 Cyl. Window Van w/ 3 Speed Auto. Trans.	1	B	210-1204	215-1204
	▲ U-Bolt Kit 260-1204 - Fits {210-1204}				
1991	4.9L or 5.0L	1	A	210-0213	215-0354
		1	B	210-1204	215-1204
	5.8L; w/ 3 Speed Auto. Trans.; w/ 3.54 Rear Axle	1	A	210-0213	215-0354
		1	B	210-1204	215-1204
	5.8L; w/ 3 Speed Auto. Trans.; w/ 4.10 Rear Axle	1	A, B	210-0213	215-0354
	5.8L; w/ 4 Speed Auto. Trans.; w/ 3.54 Rear Axle	1	A	210-0213	215-0354
		1	B	210-1204	215-1204
	5.8L; w/ 4 Speed Auto. Trans.; w/ 4.10 Rear Axle	2	A, I	210-0213	215-0354
		2	B	210-1204	215-1204
	7.3L or 7.5L V-8	1	A	210-0213	215-0354
		1	B	210-1204	215-1204
	▲ U-Bolt Kit 260-1204 - Fits {210-1204}				
1990	4.9L; w/ 3 Speed Auto. Trans.; w/ 3.73 Rear Axle	1	A	210-0213	215-0354
		1	B	210-1204	215-1204
	4.9L; w/ 3 Speed Auto. Trans.; w/ 4.10 Rear Axle	1	A, B	210-0213	215-0354
	4.9L; w/ 4 Speed Auto. Trans.	1	A	210-0213	215-0354
		1	B	210-1204	215-1204
	5.0L V-8	1	A	210-0213	215-0354
		1	B	210-1204	215-1204
	5.8L; w/ 3 Speed Auto. Trans.; w/ 3.54 Rear Axle	1	A	210-0213	215-0354
		1	B	210-1204	215-1204
	5.8L; w/ 3 Speed Auto. Trans.; w/ 4.10 Rear Axle	1	A, B	210-0213	215-0354



Year	Make and Model	Diagram	Location	Standard	Performance
FORD: VAN E200/250 (Cont.)					
1990	5.8L; w/ 4 Speed Auto. Trans.; Exc. 4.10 Rear Axle.	1	A	210-0213	215-0354
		1	B	210-1204	215-1204
	5.8L; w/ 4 Speed Auto. Trans.; w/ 4.10 Rear Axle.	2	A, I	210-0213	215-0354
		2	B	210-1204	215-1204
	7.3L or 7.5L V-8.	1	A	210-0213	215-0354
1	B	210-1204	215-1204		
▲ U-Bolt Kit 260-1204 - Fits {210-1204}					
1989	All.	1	A	210-0213	215-0354
	Not Using U-bolts.	1	B	210-0213	215-0354
	Using U-bolts.	1	B	210-1204	215-1204
▲ U-Bolt Kit 260-1204 - Fits {210-1204}					
1988-87	All.	1	A	210-0213	215-0354
		1	B	210-1204	215-1204
▲ U-Bolt Kit 260-1204 - Fits {210-1204}					
1986-84	w/ 2 Joint Shaft.	1	A	210-0213	215-0354
	1	B	210-1204	215-1204
	w/ 3 Joint Shaft; w/ Auto. Trans.	2	A, I	210-0213	215-0354
	2	B	210-1204	215-1204
	w/ 3 Joint Shaft; w/ Manual Trans.	2	A, B	210-1204	215-1204
2	I	210-0213	215-0354		
▲ U-Bolt Kit 260-1204 - Fits {210-1204}					
1983-82	w/ 2 Joint Shaft.	1	A	210-0213	215-0354
	1	B	210-1204	215-1204
	w/ 3 Joint Shaft.	2	A, I	210-0213	215-0354
	2	B	210-1204	215-1204
▲ U-Bolt Kit 260-1204 - Fits {210-1204}					
1981	w/ 2 Joint Shaft.	1	A	210-0213	215-0354
	1	B	210-1204	215-1204
	w/ 3 Joint Shaft; Some Use Plastic To Retain U-Joints.	2	A, I	210-0213	215-0354
	2	B	210-1204	215-1204
	w/ 3 Joint Shaft; Uses Plastic To Retain U-Joints.	2	A, I, B	210-3105	215-3105
▲ U-Bolt Kit 260-1204 - Fits {210-1204}					
1980	w/ 2 Joint Shaft.	1	A	210-0213	215-0354
	1	B	210-1204	215-1204
	w/ 3 Joint Shaft.	2	A, I	210-0213	215-0354
	2	B	210-1204	215-1204
▲ U-Bolt Kit 260-1204 - Fits {210-1204}					
1979	w/ 2 Joint Shaft.	1	A	210-0213	215-0354
	1	B	210-1204	215-1204
	w/ 3 Joint Shaft; w/ 1-1/16in. OD Brg.	2	A, I	210-0213	215-0354
	2	B	210-1204	215-1204
	w/ 3 Joint Shaft; w/ 1-3/16in. OD Brg.	2	A, I, B	210-0178	215-0178
▲ U-Bolt Kit 260-1204 - Fits {210-1204}					
1978-75	w/ 2 Joint Shaft.	1	A, B	210-0213	215-0354
	w/ 3 Joint Shaft.	2	A, I, B	210-0213	215-0354
1974-68	w/ 2 Joint Shaft.	1	A, B	210-0153	215-0153
	w/ 3 Joint Shaft.	2	A, I, B	210-0153	215-0153
▲ U-Bolt Kit 260-0121 - Fits {210-0153}					
FORD: VAN E300/350					
2005	All Models; On 138" WB with 4 Spd. Auto. Trans.	1	A, B	210-0178	215-0178
	All Models; On 138" WB with 5 Spd. Auto. Trans.	1	A, B	210-0160	215-0160
	All Models; On 158" or 178" WB with 3 7/8" Yokes.	2	A, I, B	210-0178	215-0178
	All Models; On 158" or 178" WB with 4 1/2" Yokes.	2	A, I, B	210-0160	215-0160
2004	All Models; On 138" WB with 4 Spd. Auto. Trans.	1	A, B	210-0178	215-0178
	All Models; On 138" WB with 5 Spd. Auto. Trans.	1	A, B	210-0160	215-0160
	All Models; On 158" or 178" WB.	2	A, I, B	210-0178	215-0178
2003-97	All Models; With 2-Joint Shaft.	1	A, B	210-0178	215-0178
	All Models; With 3-Joint Shaft.	2	A, I, B	210-0178	215-0178

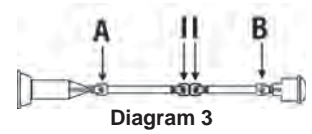
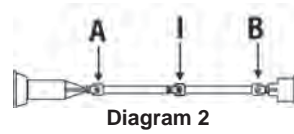
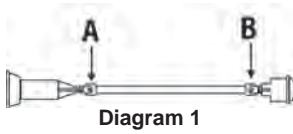
2WD TRUCKS

UNIVERSAL JOINTS



2WD TRUCKS

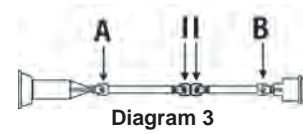
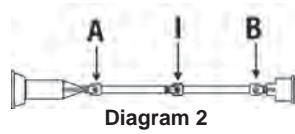
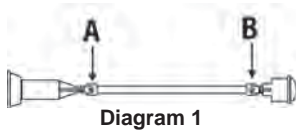
Year	Make and Model	Diagram	Location	Standard	Performance
FORD: VAN E300/350 (Cont.)					
1996-95	4.9L; On 138in. WB.	1	A, B	210-0213	215-0354
	4.9L; On 158in. or 176in. WB.	2	A, I	210-0213	215-0354
	2	B	210-1204	215-1204
	5.8L; On 138in. WB; w/ 1-1/16in. OD Brg.	1	A	210-0213	215-0354
	1	B	210-1204	215-1204
	5.8L; On 138in. WB; w/ 1-3/16in. OD Brg.	1	A, B	210-0178	215-0178
1996-95	5.8L; On 158in. or 176in. WB; w/ 1-1/16in. OD Brg.	2	A, I	210-0213	215-0354
	2	B	210-1204	215-1204
	5.8L; On 158in. or 176in. WB; w/ 1-3/16in. OD Brg.	2	A, I, B	210-0178	215-0178
	7.3L or 7.5L; On 138in. WB.	1	A, B	210-0178	215-0178
	7.3L or 7.5L; On 158in. or 176in. WB.	2	A, I, B	210-0178	215-0178
	▲ Clamp Kit 260-0160 - Fits {210-0178}				
	▲ U-Bolt Kit 260-1204 - Fits {210-1204}				
	1994-93	4.9L; On 138in. WB.	1	A, B	210-0213
	4.9L; On 158in. or 176in. WB.	2	A, I	210-0213	215-0354
	2	B	210-1204	215-1204
	5.8L or 7.3L; On 138in. WB.	1	A	210-0213	215-0354
	1	B	210-1204	215-1204
	5.8L or 7.3L; On 158in. or 176in. WB.	2	A, I	210-0213	215-0354
	2	B	210-1204	215-1204
	7.5L; On 138in. WB.	1	A, B	210-0178	215-0178
	7.5L; On 158in. or 176in. WB.	2	A, I, B	210-0178	215-0178
	▲ Clamp Kit 260-0160 - Fits {210-0178}				
	▲ U-Bolt Kit 260-1204 - Fits {210-1204}				
1992	On 138in. WB; w/ 3 Speed Auto. Trans.	1	A, B	210-0213	215-0354
	On 138in. WB; w/ 4 Speed Auto. Trans.	1	A	210-0213	215-0354
	1	B	210-1204	215-1204
	On 138in. w/ Manual Trans.	2	A, I	210-0213	215-0354
	2	B	210-1204	215-1204
	On 158in. or 176in. WB.	2	A, I	210-0213	215-0354
	2	B	210-1204	215-1204
	▲ U-Bolt Kit 260-1204 - Fits {210-1204}				
1991	L-6; w/ Auto. Trans.	1	A, B	210-0213	215-0354
	L-6; w/ Manual Trans.	2	A, I	210-0213	215-0354
	2	B	210-1204	215-1204
	V-8; On 138in. WB.	1	A	210-0213	215-0354
	1	B	210-1204	215-1204
	V-8; On 158in. or 176in. WB.	2	A, I	210-0213	215-0354
	2	B	210-1204	215-1204
	▲ U-Bolt Kit 260-1204 - Fits {210-1204}				
1990	4.9L; w/ Auto. Trans.	1	A, B	210-0213	215-0354
	4.9L; w/ Manual Trans.; On 138in. WB.	2	A, I	210-0213	215-0354
	2	B	210-1204	215-1204
	4.9L; w/ Manual Trans.; On 158in. WB.	2	A, I, B	210-0443	215-0443
	5.8L; On 138in. WB; w/ 3 Speed Auto. Trans.; w/ 3.54 Rear Axle.	1	A	210-0213	215-0354
	1	B	210-1204	215-1204
	5.8L; On 138in. WB; w/ 3 Speed Auto. Trans.; w/ 4.10 Rear Axle.	1	A, B	210-0213	215-0354
	5.8L; On 138in. WB; w/ 4 Speed Auto. Trans.	1	A	210-0213	215-0354
	1	B	210-1204	215-1204
	5.8L; On 158in. or 176in. WB.	2	A, I	210-0213	215-0354
	2	B	210-1204	215-1204
	7.3L or 7.5L; On 138in. WB.	1	A	210-0213	215-0354
	1	B	210-1204	215-1204
	7.3L or 7.5L; On 158in. or 176in. WB.	2	A, I	210-0213	215-0354
	2	B	210-1204	215-1204
	▲ U-Bolt Kit 260-1204 - Fits {210-1204}				
1989	w/ 2 Joint Shaft.	1	A	210-0213	215-0354
	w/ 2 Joint Shaft; Not Using U-bolts.	1	B	210-0213	215-0354
	w/ 2 Joint Shaft; Using U-bolts.	1	B	210-1204	215-1204
	w/ 3 Joint Shaft.	2	A, I	210-0213	215-0354
	2	B	210-1204	215-1204
	▲ U-Bolt Kit 260-1204 - Fits {210-1204}				



Year	Make and Model	Diagram	Location	Standard	Performance
FORD: VAN E300/350 (Cont.)					
1988-87	w/ 2 Joint Shaft.....	1	A	210-0213	215-0354
	1	B	210-1204	215-1204
	w/ 3 Joint Shaft.....	2	A, B	210-1204	215-1204
	2	I	210-0213	215-0354
▲ U-Bolt Kit 260-1204 - Fits {210-1204}					
1986-84	w/ 2 Joint Shaft.....	1	A	210-0213	215-0354
	1	B	210-1204	215-1204
	w/ 3 Joint Shaft; w/ Auto. Trans.	2	A, I	210-0213	215-0354
	2	B	210-1204	215-1204
	w/ 3 Joint Shaft; w/ Manual Trans.	2	A, B	210-1204	215-1204
	2	I	210-0213	215-0354
▲ U-Bolt Kit 260-1204 - Fits {210-1204}					
1983-82	w/ 2 Joint Shaft.....	1	A	210-0213	215-0354
	1	B	210-1204	215-1204
	w/ 3 Joint Shaft.....	2	A, I	210-0213	215-0354
	2	B	210-1204	215-1204
▲ U-Bolt Kit 260-1204 - Fits {210-1204}					
1981	w/ 2 Joint Shaft.....	1	A	210-0213	215-0354
	1	B	210-1204	215-1204
	w/ 3 Joint Shaft; Some Use Plastic To Retain U-Joints.	2	A, I	210-0213	215-0354
	2	B	210-1204	215-1204
	w/ 3 Joint Shaft; Uses Plastic To Retain U-Joints.....	2	A, I, B	210-3105	215-3105
	2			
▲ U-Bolt Kit 260-1204 - Fits {210-1204}					
1980	w/ 2 Joint Shaft.....	1	A	210-0213	215-0354
	1	B	210-1204	215-1204
	w/ 3 Joint Shaft.....	2	A, I	210-0213	215-0354
	2	B	210-1204	215-1204
▲ U-Bolt Kit 260-1204 - Fits {210-1204}					
1979	w/ 2 Joint Shaft.....	1	A	210-0213	215-0354
	1	B	210-1204	215-1204
	w/ 3 Joint Shaft.....	2	A	210-0213	215-0354
	2	I	210-0213	215-0354
	w/ 3 Joint Shaft; w/ 1-1/16in. OD Brg.....	2	I	210-0178	215-0178
	2	B	210-1204	215-1204
	w/ 3 Joint Shaft; w/ 1-3/16in. OD Brg.....	2	B	210-1204	215-1204
	2	B	210-0178	215-0178
▲ U-Bolt Kit 260-1204 - Fits {210-1204}					
1978-75	w/ 2 Joint Shaft.....	1	A, B	210-0213	215-0354
	2	A, I, B	210-0213	215-0354
1974-68	w/ 2 Joint Shaft; w/ 1-1/16in. OD Brg.....	1	A, B	210-0153	215-0153
	1	A, B	210-0178	215-0178
	w/ 3 Joint Shaft; w/ 1-1/16in. OD Brg.....	2	A, I, B	210-0153	215-0153
	2	A, I, B	210-0178	215-0178
FORD: VAN E SUPER DUTY					
2002-96	All Models; With 2-Joint Shaft	1	A,B	210-0160	215-0160
2002-96	All Models; With 3-Joint Shaft	2	A,I,B	210-0160	215-0160
	▲ Clamp Kit 260-0160 - Fits {210-0160}				
FORD: VAN E450 SUPER DUTY					
2006-05	All Models	2	A,I,B	210-0160	215-0160
2004-02	All Models; With 4 1/8" Yokes	2	A,I,B	210-0178	215-0178
	All Models; With 4 7/8" Yokes	2	A,I,B	210-0160	215-0160
2001-99	All Models; With 2-Joint Shaft	1	A,B	210-0160	215-0160
	All Models; With 3-Joint Shaft	2	A,I,B	210-0160	215-0160
▲ Clamp Kit 260-0160 - Fits {210-0160}					
FORD: VAN E550 SUPER DUTY					
2003-02	All Models; With 3-Joint Shaft	2	A,I,B	210-0160	215-0160
	All Models; With 4-Joint Shaft	3	A,I,I,B	230-0188	
▲ Clamp Kit 260-0188 - Fits {230-0188}					

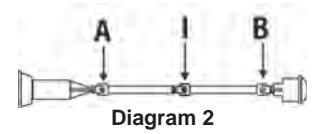
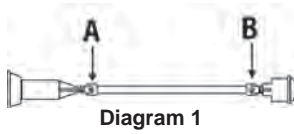
2WD TRUCKS

UNIVERSAL JOINTS



2WD TRUCKS

Year	Make and Model	Diagram	Location	Standard	Performance
GEO: TRACKER					
1997-89	All	1	A, B	220-0081	215-0081
GMC: C4500 & C5500 (Topkick)					
2004-03	All Models - W/4 1/2" Yokes; With 2-Joint Shaft	1	A,B	230-0188	---
	All Models - W/4 1/2" Yokes; With 3-Joint Shaft	2	A,I,B	230-0188	---
	All Models - W/4 1/2" Yokes; With 4-Joint Shaft	3	A,I	230-0188	---
		3	I,B	230-0188	---
	All Models - W/5 1/4" Yokes; With 2-Joint Shaft	1	A,B	240-0358	---
	All Models - W/5 1/4" Yokes; With 3-Joint Shaft	2	A,I,B	240-0358	---
	All Models - W/5 1/4" Yokes; With 4-Joint Shaft	3	A,I	240-0358	---
		3	I,B	240-0358	---
	▲ Clamp Kit 260-0188 - Fits {240-0358}				
GMC: CABALLERO, SPRINT					
1987-79	All	1	A, B	210-3105	215-3105
	▲ Clamp Kit 260-4105 - Fits {210-3105}				
GMC: CANYON					
2006-04	All Models; Regular Cab	1	A	210-0213	215-1203
		1	B	240-0231	215-4009
	All Models; Extended Cab or Crew Cab - Exc. Z71	2	A,I	210-0213	215-1203
		2	B	240-0231	215-4009
	All Models; Z71 Extended Cab or Crew Cab	1	A	210-0213	215-1203
		1	B	240-0231	215-4009
	▲ Clamp Kit 260-4105 - Fits {240-0231}				
GMC: ENVOY					
2006-98	All Models	1	A,B	210-3105	215-3105
	▲ Clamp Kit 260-4105 - Fits {210-3105}				
GMC: JIMMY (FULL SIZE)					
1982	Exc. 4 Speed Manual Trans.	1	A, B	210-3105	215-3105
	w/ 4 Speed Manual Trans.	1	A, B	210-0178	215-0178
	▲ Clamp Kit 260-4178 - Fits {210-0178}				
	▲ Clamp Kit 260-4105 - Fits {210-3105}				
1981-69	Exc. 4 Speed Manual Trans.	1	A, B	210-0153	215-0153
	w/ 4 Speed Manual Trans.	1	A	210-0178	215-0178
		1	B	210-0153	215-0153
	▲ Clamp Kit 260-0153 - Fits {210-0153}				
	▲ U-Bolt Kit 260-0121 - Fits {210-0153}				
GMC: S15 JIMMY					
2001-82	All	1	A, B	210-3105	215-3105
	▲ Clamp Kit 260-4105 - Fits {210-3105}				
GMC: S15 PICKUP (Incl. SONOMA)					
2004-97	All Models; Extended Cab	2	A,I,B	210-3105	215-3105
	All Models; Regular Cab	1	A,B	210-3105	215-3105
	▲ Clamp Kit 260-4105 - Fits {210-3105}				
	▲ Ball Seat Kit 260-1200 - (1998-97 Extended Cab)				
1996-94	Regular Cab; w/ Long Bed	1	A	210-0213	215-0354
	1 Regular Cab; w/ Short Bed	1	B	240-0231	215-4009**
	Extended Cab	2	A, B	210-3105	215-3105
	▲ Clamp Kit 260-4105 - Fits {240-0231} & {210-3105}				
1993-82	Regular Cab; w/ Long Bed	2	A, I, B	210-3105	215-3105
	Regular Cab; w/ Short Bed	1	A, B	210-3105	215-3105
	Chassis Cab	2	A, I, B	210-3105	215-3105
	Maxicab/Extended Cab	2	A, I, B	210-3105	215-3105
	▲ Clamp Kit 260-4105 - Fits {210-3105}				



Year	Make and Model	Diagram	Location	Standard	Performance
GMC: SAFARI					
2005-03	All Models	1	A,B	210-3105	215-3105
2002-85	All Models	1	A	210-3105	215-3105
		1	B	210-0178	215-0178
	▲ Clamp Kit 260-0160 - Fits {210-0178}				
GMC: LLV (U.S. POSTAL TRUCK)					
1995-87	All	1	A, B	210-3105	215-3105
	▲ Clamp Kit 260-4105 - Fits {210-3105}				
GMC: PICKUP 1/2 TON (15/1500 SERIES) Incl. SIERRA					
2006	All Models (Except 1500HD/Denali); Crew Cab - Exc. Quadrasteer	1	A	210-0213	215-1203
		1	B	240-0231	215-4009
	All Models (Except 1500HD/Denali); Crew Cab - With Quadrasteer	1	A,B	210-0178	215-0178
	All Models (Except 1500HD/Denali); Extended Cab - W/Man. Trans.	2	A,I	210-0213	215-1203
		2	B	240-0231	215-4009
	All Models (Except 1500HD/Denali); Extended Cab - With Auto. Trans.	2	A,I,B	210-3105	215-3105
	All Models (Except 1500HD/Denali); Regular Cab - Long Bed	1	A	210-0213	215-1203
		1	B	240-0231	215-4009
	All Models (Except 1500HD/Denali); Regular Cab - Standard Bed	1	A,B	210-3105	215-3105
	Denali	2	A,I,B	211-0178	---
2006-05	1500HD	2	A,I,B	210-0178	215-0178
2005	All Models (Except 1500HD); Crew Cab	1	A	210-0213	215-1203
		1	B	240-0231	215-4009
	All Models (Except 1500HD); Extended Cab - W/Man. Trans.	2	A,I	210-0213	215-1203
		2	B	240-0231	215-4009
	All Models (Except 1500HD); Extended Cab - With Auto. Trans.	2	A,I,B	210-3105	215-3105
	All Models (Except 1500HD); Regular Cab - Long Bed	1	A	210-0213	215-1203
		1	B	240-0231	215-4009
	All Models (Except 1500HD); Regular Cab - Standard Bed	1	A,B	210-3105	215-3105
2004	All Models; Crew Cab	1	A	210-0213	215-1203
		1	B	240-0231	215-4009
	All Models; Extended Cab (Exc. Quadrasteer) - w/Auto Trans.	2	A,I,B	210-3105	215-3105
	All Models; Extended Cab (Exc. Quadrasteer)- w/Man. Trans.	2	A,I	210-0213	215-1203
		2	B	240-0231	215-4009
	All Models; Extended Cab (With Quadrasteer)- w/Man. Trans.	2	B	210-0178	215-0178
		2	A,I	210-3105	215-3105
	All Models; Regular Cab - Long Bed	1	A	210-0213	215-1203
		1	B	240-0231	215-4009
	All Models; Regular Cab - Standard Bed	1	A,B	210-3105	215-3105
2003-02	All Models; Crew Cab	2	A,I,B	210-0178	215-0178
	All Models; Extended Cab (Exc. Quadrasteer) - w/Auto Trans.	2	A,I,B	210-3105	215-3105
	All Models; Extended Cab (Exc. Quadrasteer)- w/Man. Trans.	2	A,I	210-0213	215-1203
		2	B	240-0231	215-4009
	All Models; Extended Cab (With Quadrasteer)- w/Man. Trans.	2	B	210-0178	215-0178
		2	A,I	210-3105	215-3105
	All Models; Regular Cab - Long Bed	1	A	210-0213	215-1203
		1	B	240-0231	215-4009
	All Models; Regular Cab - Short Bed	1	A,B	210-3105	215-3105
2001	All Models; Crew Cab	2	A,I,B	210-0178	215-0178
	All Models; Extended Cab - w/Auto Trans.	2	A,I,B	210-3105	215-3105
	All Models; Extended Cab - w/Man. Trans.	2	A,I	210-0213	215-1203
		2	B	240-0231	215-4009
	All Models; Regular Cab - Long Bed	1	A	210-0213	215-1203
		1	B	240-0231	215-4009
	All Models; Regular Cab - Short Bed	1	A,B	210-3105	215-3105
2000-99	All Models; Extended Cab - w/Auto Trans.	2	A,I,B	210-3105	215-3105
	All Models; Extended Cab - w/Man. Trans. - Long Bed	2	A,I	210-0213	215-1203
		2	B	240-0231	215-4009
	All Models; Extended Cab - w/Man. Trans. - Short Bed	1	A	210-0213	215-1203
		1	B	240-0231	215-4009
	All Models; Regular Cab - Long Bed	1	A	210-0213	215-1203
		1	B	240-0231	215-4009

2WD TRUCKS

UNIVERSAL JOINTS



Diagram 1

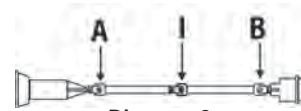
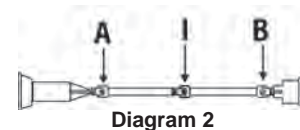
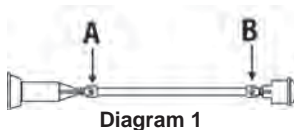


Diagram 2

2WD TRUCKS

Year	Make and Model	Diagram	Location	Standard	Performance
GMC: PICKUP 1/2 TON (15/1500 SERIES) Incl. SIERRA (Cont.)					
2000-99 (Cont.)	All Models; Regular Cab - Short Bed ▲ Clamp Kit 260-4178 - Fits {210-0178} ▲ Clamp Kit 260-4105 - Fits {210-3105} & {240-0231}	1	A,B	210-3105	215-3105
1998-97	Regular Cab; w/ Long Bed	1	A	210-0213	215-0354
		1	B	240-0231	215-4009**
	Regular Cab; w/ Short Bed	1	A, B	210-3105	215-3105
	Extended Cab	2	A, I	210-0213	215-0354
		2	B	240-0231	215-4009**
	▲ Clamp Kit 260-4105 - Fits {240-0231} & {210-3105}				
1996	Regular Cab; w/ Long Bed; Exc. MW3 HD 5 Speed Manual Trans.	1	A	210-0213	215-0354
		1	B	240-0231	215-4009**
	Regular Cab; w/ Long Bed; w/ MW3 5 Speed Manual Trans.	2	A, I, B	210-0178	215-0178
	Regular Cab; w/ Short Bed	1	A, B	210-3105	215-3105
	Extended Cab; Exc. MW3 HD 5 Speed Manual Trans.	2	A, I	210-0213	215-0354
		2	B	240-0231	215-4009**
	Extended Cab; w/ MW3 HD 5 Speed Manual Trans.	2	A, I, B	210-0178	215-0178
	▲ Clamp Kit 260-4178 - Fits {210-0178}				
	▲ Clamp Kit 260-4105 - Fits {240-0231} & {210-3105}				
1995	Exc. Turbo Diesel				
	Regular Cab; w/ Long Bed; Exc. MW3 HD 5 Speed Manual Trans.	1	A	210-0213	215-0354
		1	B	240-0231	215-4009**
	Regular Cab; w/ Long Bed; w/ MW3 5 Speed Manual Trans.	2	A, I, B	210-0178	215-0178
	Regular Cab; w/ Short Bed	1	A, B	210-3105	215-3105
	Extended Cab; Exc. MW3 HD 5 Speed Manual Trans.	2	A, I	210-0213	215-0354
		2	B	240-0231	215-4009**
	Extended Cab; w/ MW3 HD 5 Speed Manual Trans.	2	A, I, B	210-0178	215-0178
	▲ Clamp Kit 260-4178 - Fits {210-0178}				
	▲ Clamp Kit 260-4105 - Fits {240-0231} & {210-3105}				
	Turbo Diesel				
	All	2	A, I	210-0213	215-0354
		2	B	240-0231	215-4009**
	▲ Clamp Kit 260-4105 - Fits {240-0231}				
1994	Exc. Turbo Diesel				
	Regular Cab; w/ Long Bed; Exc. MT8 HD 5 Speed Manual Trans.	1	A	210-0213	215-0354
		1	B	240-0231	215-4009**
	Regular Cab; w/ Long Bed; w/ MT8 HD 5 Speed Manual Trans.	2	A, I, B	210-0178	215-0178
	Regular Cab; w/ Short Bed	1	A, B	210-3105	215-3105
	Extended Cab; w/ Auto. Trans.; w/ Inside Lock Rings	2	A, I, B	210-3105	215-3105
	Extended Cab; w/ Auto. Trans.; w/ Outside Lock Rings	2	A, I	210-0213	215-0354
		2	B	240-0231	215-4009**
1994	Extended Cab; w/ MG5 Standard 5 Speed Manual Trans.	2	A, I	210-0213	215-0354
		2	B	240-0231	215-4009**
	Extended Cab; w/ MT8 HD 5 Speed Manual Trans.; w/ Aluminum Shaft	2	A, I, B	210-0178	215-0178
	Extended Cab; w/ MT8 HD 5 Speed Manual Trans.; w/ Steel Shaft	2	A, I, B	210-0178	215-0178
	▲ Clamp Kit 260-4178 - Fits {210-0178}				
	▲ Clamp Kit 260-4105 - Fits {240-0231} & {210-3105}				
	Turbo Diesel				
	All	2	A, I	210-0213	215-0354
		2	B	240-0231	215-4009**
	▲ Clamp Kit 260-4105 - Fits {240-0231}				
	1993-92 Regular Cab; w/ Long Bed; Exc. MT8 HD 5 Speed Manual Trans.	1	A	210-0213	215-0354
		1	B	240-0231	215-4009**
	Regular Cab; w/ Long Bed; w/ MT8 HD 5 Speed Manual Trans.	2	A, I, B	210-0178	215-0178
	Regular Cab; w/ Short Bed; Exc. MT1 4 Speed Auto. Trans.	1	A, B	210-3105	215-3105
	Regular Cab; w/ Short Bed; w/ MT1 4 Speed Auto. Trans.	1	A, B	210-0178	215-0178
	Extended Cab; w/ Auto. Trans.	2	A, I, B	210-3105	215-3105
	Extended Cab; w/ MG5 Standard 5 Speed Manual Trans.	2	A, I	210-0213	215-0354
		2	B	240-0231	215-4009**
	Extended Cab; w/ MT8 HD 5 Speed Manual Trans.	2	A, I, B	210-0178	215-0178
	▲ Clamp Kit 260-4178 - Fits {210-0178}				
	▲ Clamp Kit 260-4105 - Fits {240-0231} & {210-3105}				



Year	Make and Model	Diagram	Location	Standard	Performance	
GMC: PICKUP 1/2 TON (15/1500 SERIES) Incl. SIERRA (Cont.)						
1991	Regular Cab; w/ 2 Joint Shaft; w/ Inside Lock Rings.....	1	A, B	210-3105	215-3105	
	Regular Cab; w/ 2 Joint Aluminum Shaft; w/ Outside Lock Rings.....	1	A, B	210-0178	215-0178	
	Regular Cab; w/ 2 Joint Steel Shaft; w/ Outside Lock Rings.....	1	A, B	210-0178	215-0178	
	Regular Cab; w/ 3 Joint Shaft.....	2	A, I, B	210-0178	215-0178	
	Extended Cab; w/ Auto. Trans.....	2	A, B	210-3105	215-3105	
	2	I	210-0178	215-0178	
	Extended Cab; w/ 4 Speed Manual Trans.....	2	A, I, B	210-0178	215-0178	
	Extended Cab; w/ MG5 Standard 5 Speed Manual Trans.....	2	A, I	210-0213	215-0354	
	2	B	240-0231	215-4009**	
	Extended Cab; w/ MT8 HD 5 Speed Manual Trans.....	2	A, I, B	210-0178	215-0178	
▲ Clamp Kit 260-4178 - Fits {210-0178}						
▲ Clamp Kit 260-4105 - Fits {240-0231} & {210-3105}						
1990-89	Regular Cab; w/ 2 Joint Shaft; w/ Aluminum Yoke.....	1	A	210-0213	215-0354	
	1	B	240-0231	215-4009**	
	Regular Cab; w/ 2 Joint Steel Shaft; w/ Inside Lock Rings.....	1	A, B	210-3105	215-3105	
	Regular Cab; w/ 2 Joint Steel Shaft; w/ Outside Lock Rings.....	1	A, B	210-0178	215-0178	
	Regular Cab; w/ 3 Joint Shaft.....	2	A, I, B	210-0178	215-0178	
	Extended Cab; w/ 4 Speed Manual Trans.....	2	A, I, B	210-0178	215-0178	
	Extended Cab; w/ 5 Speed Manual Trans.....	2	A, I	210-0213	215-0354	
	2	B	240-0231	215-4009**	
	Extended Cab; w/ Auto. Trans.; w/ Long Bed.....	2	A, B	210-3105	215-3105	
	Extended Cab; w/ Auto. Trans.; w/ Short Bed.....	2	I	210-0178	215-0178	
▲ Clamp Kit 260-4178 - Fits {210-0178}						
▲ Clamp Kit 260-4105 - Fits {240-0231} & {210-3105}						
1988	Regular Cab; w/ 2 Joint Shaft; w/ Aluminum Yoke.....	1	A	210-0213	215-0354	
	1	B	240-0231	215-4009**	
	Regular Cab; w/ 2 Joint Steel Shaft.....	1	A, B	210-3105	215-3105	
	Regular Cab; w/ 3 Joint Shaft.....	2	A, I, B	210-0178	215-0178	
	Extended Cab; w/ 4 Speed Manual Trans.....	2	A, I, B	210-0178	215-0178	
	Extended Cab; w/ 5 Speed Manual Trans.; w/ Inside Lock Ring.....	2	A, I, B	210-3105	215-3105	
	Extended Cab; w/ 5 Speed Manual Trans.; w/ Outside Lock Ring.....	2	A, I	210-0213	215-0354	
	2	B	240-0231	215-4009**	
	Extended Cab; w/ Auto. Trans.....	2	A, B	210-3105	215-3105	
	Extended Cab; w/ Auto. Trans.; Late Models.....	2	I	210-0178	215-0178	
Extended Cab; w/ Auto. Trans.; Early Models.....	2	I	210-3105	215-3105		
▲ Clamp Kit 260-4178 - Fits {210-0178}						
▲ Clamp Kit 260-4105 - Fits {240-0231} & {210-3105}						
1987	w/ 2 Joint Shaft.....	1	A, B	210-3105	215-3105	
	w/ 3 Joint Shaft; w/ 4 Speed Manual Trans.; V-6.....	2	A	210-0178	215-0178	
	2	I, B	210-3105	215-3105	
1987	w/ 3 Joint Shaft; w/ 4 Speed Manual Trans.; V-8.....	2	A, I, B	210-0178	215-0178	
	w/ 3 Joint Shaft; Exc. 4 Speed Manual Trans.....	2	A, I, B	210-3105	215-3105	
	▲ Clamp Kit 260-4178 - Fits {210-0178}					
▲ Clamp Kit 260-4105 - Fits {210-3105}						
1986-82	w/ 2 Joint Shaft.....	1	A, B	210-3105	215-3105	
	w/ 3 Joint Shaft; w/ Inside Lock Rings.....	2	A, I, B	210-3105	215-3105	
	w/ 3 Joint Shaft; w/ Outside Lock Rings.....	2	A, I, B	210-0178	215-0178	
	▲ Clamp Kit 260-4178 - Fits {210-0178}					
	▲ Clamp Kit 260-4105 - Fits {210-3105}					
1981	w/ 2 Joint Shaft.....	1	A, B	210-0153	215-0153	
	w/ 3 Joint Shaft; w/ 1-1/16in. OD Brg.....	2	A, I	210-0153	215-0153	
	w/ 3 Joint Shaft; w/ 1-3/16in. OD Brg.....	2	A, I	210-0178	215-0178	
	w/ 3 Joint Shaft; w/ 3-1/2in. Yoke.....	2	B	210-0153	215-0153	
	w/ 3 Joint Shaft; 5.0L V-8, M20 4 Speed Manual Trans. & w/ 8-7/8in. Ring Gear.....	2	B	210-0178	215-0178	
	w/ 3 Joint Shaft; w/ 3-7/8in. Yoke; (Exc. 5.0L V-8, M20 4 Speed Manual Trans. & w/ 8-7/8in. Ring Gear).....	2	B	240-0231	215-4009**	
	▲ Clamp Kit 260-0153 - Fits {210-0153}					
▲ Clamp Kit 260-4178 - Fits {210-0178}						

2WD TRUCKS

**Flush Type Grease Fitting in Bearing Cap

UNIVERSAL JOINTS



Diagram 1

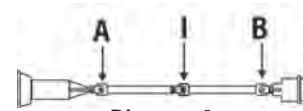
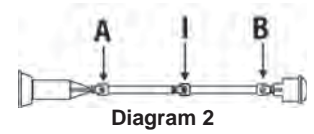
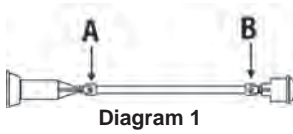


Diagram 2

2WD TRUCKS

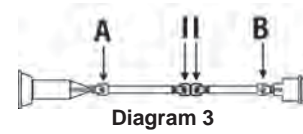
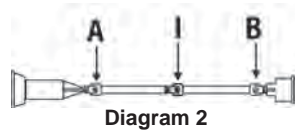
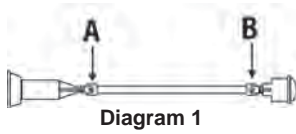
Year	Make and Model	Diagram	Location	Standard	Performance
GMC: PICKUP 1/2 TON (15/1500 SERIES) Incl. SIERRA (Cont.)					
1980-79	w/ 2 Joint Shaft.....	1	A, B	210-0153	215-0153
	w/ 3 Joint Shaft; w/ 1-1/16in. OD Brg.....	2	A, I	210-0153	215-0153
	w/ 3 Joint Shaft; w/ 1-3/16in. OD Brg.....	2	A, I	210-0178	215-0178
	w/ 3 Joint Shaft; w/ 3-1/2in. Yoke.....	2	B	210-0153	215-0153
	w/ 3 Joint Shaft; w/ 3-7/8in. Yoke.....	2	B	240-0231	215-4009**
▲ Clamp Kit 260-0153 - Fits {210-0153}					
▲ Clamp Kit 260-4178 - Fits {210-0178}					
1978	w/ 2 Joint Shaft.....	1	A, B	210-0153	215-0153
	w/ 3 Joint Shaft; w/ Standard 3 Speed Manual or Turbo 350 Auto. Trans.....	2	A, I, B	210-0153	215-0153
	w/ 3 Joint Shaft; w/ HD 3 Speed or 4 Speed Manual Trans.....	2	A	210-0178	215-0178
	2	I, B	210-0153	215-0153
	w/ 3 Joint Shaft; w/ Turbo 400 Auto. Trans.....	2	A, B	210-0178	215-0178
.....	2	I	210-3105	215-3105	
▲ Clamp Kit 260-0153 - Fits {210-0153}					
▲ Clamp Kit 260-4178 - Fits {210-0178}					
1977-73	w/ 2 Joint Shaft; w/ Standard 3 Speed Manual or Turbo 350 Auto. Trans.....	1	A, B	210-0153	215-0153
	w/ 2 Joint Shaft; w/ HD 3 Speed or 4 Speed Manual Trans.....	1	A	210-0178	215-0178
	1	B	210-0153	215-0153
	w/ 2 Joint Shaft; w/ Turbo 400 Auto. Trans.....	1	A	210-0213	215-0354
	1	B	210-0153	215-0153
	w/ 3 Joint Shaft; w/ Standard 3 Speed Manual or Turbo 350 Auto. Trans.....	2	A, I, B	210-0153	215-0153
	w/ 3 Joint Shaft; w/ HD 3 Speed or 4 Speed Manual Trans.....	2	A	210-0178	215-0178
	2	I, B	210-0153	215-0153
	w/ 3 Joint Shaft; w/ Turbo 400 Auto. Trans.....	2	A	210-0213	215-0354
	2	I, B	210-0153	215-0153
▲ Clamp Kit 260-0153 - Fits {210-0153}					
▲ Clamp Kit 260-4178 - Fits {210-0178}					
1972-71	w/ 2 Joint Shaft; w/ 3 Speed Manual or Auto. Trans.....	1	A, B	210-0153	215-0153
	w/ 2 Joint Shaft; w/ 4 Speed Manual Trans.....	1	A	210-0178	215-0178
	1	B	210-0153	215-0153
	w/ 3 Joint Shaft; w/ 3 Speed Manual Trans.....	2	A, I, B	210-0153	215-0153
	w/ 3 Joint Shaft; w/ 4 Speed Manual Trans.....	2	A	210-0178	215-0178
	2	I, B	210-0153	215-0153
	w/ 3 Joint Shaft; w/ Turbo 350 Auto. Trans.....	2	A, I, B	210-0153	215-0153
	w/ 3 Joint Shaft; w/ Turbo 400 Auto. Trans.....	2	A, B	210-0213	215-0354
	2	I	210-0178	215-0178
	▲ U-Bolt Kit 260-0121 - Fits {210-0213} & {210-0153}				
1970	w/ 2 Joint Shaft; w/ 3 Speed Manual or Auto. Trans.....	1	A, B	210-0153	215-0153
	w/ 2 Joint Shaft; w/ 4 Speed Manual Trans.....	1	A	210-0178	215-0178
1970	1	B	210-0153	215-0153
	w/ 3 Joint Shaft; w/ 3 Speed Manual Trans.....	2	A, I, B	210-0153	215-0153
	w/ 3 Joint Shaft; w/ 4 Speed Manual Trans.; Exc. 6.6L V-8.....	2	A	210-0178	215-0178
	2	I, B	210-0153	215-0153
	w/ 3 Joint Shaft; w/ 4 Speed Manual Trans.; 6.6L V-8.....	2	A, I, B	210-0178	215-0178
	w/ 3 Joint Shaft; w/ Auto. Trans.; Exc. Turbo 400.....	2	A, I, B	210-0153	215-0153
	w/ 3 Joint Shaft; w/ Turbo 400 Auto. Trans.....	2	A, B	210-0213	215-0354
.....	2	I	210-0178	215-0178	
▲ U-Bolt Kit 260-0121 - Fits {210-0213} & {210-0153}					
1969-68	w/ 2 Joint Shaft; w/ 3 Speed Manual or Auto. Trans.....	1	A, B	210-0153	215-0153
	w/ 2 Joint Shaft; w/ 4 Speed Manual Trans.....	1	A	210-0178	215-0178
	1	B	210-0153	215-0153
	w/ 3 Joint Shaft; w/ Auto. Trans.; 6.5L V-8.....	2	A, B	210-0213	215-0354
	2	I	210-0178	215-0178
	w/ 3 Joint Shaft; w/ 3 Speed Manual or Auto. Trans.; Exc. 6.5L V-8.....	2	A, I, B	210-0153	215-0153
	w/ 3 Joint Shaft; w/ 3 Speed Manual Trans.; 6.5L V-8.....	2	A, I, B	210-0153	215-0153
	w/ 3 Joint Shaft; w/ 4 Speed Manual Trans.; Exc. 6.5L V-8.....	2	A	210-0178	215-0178
	2	I, B	210-0153	215-0153
	w/ 3 Joint Shaft; w/ 4 Speed Manual Trans.; 6.5L V-8.....	2	A, I, B	210-0178	215-0178
▲ U-Bolt Kit 260-0121 - Fits {210-0213} & {210-0153}					
▲ U-Bolt Kit 260-0178 - Fits {210-0178}					



Year	Make and Model	Diagram	Location	Standard	Performance	
GMC: PICKUP 1/2 TON (15/1500 SERIES) Incl. SIERRA (Cont.)						
1967	w/ 2 Joint Shaft; w/ 3 Speed Manual or Auto. Trans.	1	A, B	210-0153	215-0153	
	w/ 2 Joint Shaft; w/ 4 Speed Manual Trans.	1	A	210-0178	215-0178	
	1	B	210-0153	215-0153	
	w/ 3 Joint Shaft; w/ 3 Speed Manual or Auto. Trans.	2	A, I, B	210-0153	215-0153	
	w/ 3 Joint Shaft; w/ 4 Speed Manual Trans.	2	A	210-0178	215-0178	
	2	I, B	210-0153	215-0153	
	▲ U-Bolt Kit 260-0121 - Fits {210-0153}					
	1966-55	w/ 2 Joint Shaft; w/ Auto. Overdrive or Standard 3 Speed Manual Trans.	1	A, B	210-0153	215-0153
		w/ 2 Joint Shaft; w/ HD 3 Speed or 4 Speed Manual Trans.	1	A	210-0178	215-0178
		1	B	210-0153	215-0153
w/ 3 Joint Shaft; w/ Auto. Overdrive or Standard 3 Speed Manual Trans.		2	A, I, B	210-0153	215-0153	
w/ 3 Joint Shaft; w/ HD 3 Speed or 4 Speed Manual Trans.		2	A	210-0178	215-0178	
.....		2	I, B	210-0153	215-0153	
▲ U-Bolt Kit 260-0121 - Fits {210-0153}						
GMC: PICKUP 3/4 TON (25/2500 SERIES) Incl. SIERRA						
2006-01	2500HD w/ 6.0L V-8; Except Extended Cab with Long Bed	2	A,I,B	210-0160	215-0160	
	2500HD w/ 6.0L V-8; Extended Cab with Long Bed	2	A,I,B	211-0160	---	
	2500HD w/ Turbo Diesel or 8.1L V-8; With Auto. Trans.	2	A,I,B	210-0160	215-0160	
	2500HD w/ Turbo Diesel or 8.1L V-8; With Man. Trans.	2	A,I,B	230-0188	---	
2004-01	All Models (Except 2500HD)	2	A,I,B	210-0178	215-0178	
	▲ Clamp Kit 260-4178 - Fits {210-0160} & {210-0178}					
2000-99	w/ Auto. Trans.; w/ Aluminum Driveshaft Yoke	2	A, I, B	210-0178	215-0178	
	w/ Auto. Trans.; w/ Steel Driveshaft.	2	A, I, B	210-0178	215-0178	
	w/ Manual Trans.; w/ Aluminum Driveshaft Yoke.	2	A, I, B	210-0160	215-0160	
	w/ Manual Trans.; w/ Steel Driveshaft.	2	A, I, B	210-0160	215-0160	
	▲ Clamp Kit 260-4178 - Fits {210-0160} & {210-0178}					
1998-91	Regular Cab; w/ 2 Joint Shaft.	1	A, B	210-0178	215-0178	
	Regular Cab; w/ 3 Joint Shaft.	2	A, I, B	210-0178	215-0178	
	Extended Cab; w/ Aluminum Driveshaft Yoke.	2	A, I, B	210-0178	215-0178	
	Extended Cab; w/ Steel Driveshaft.	2	A, I, B	210-0178	215-0178	
	▲ Clamp Kit 260-4178 - Fits {210-0178}					
1990-89	Regular Cab; w/ 2 Joint Shaft.	1	A, B	210-0178	215-0178	
	Regular Cab; w/ 3 Joint Shaft.	2	A, I, B	210-0178	215-0178	
	Crew Cab; w/ Aluminum Driveshaft Yoke	2	A, I, B	210-0178	215-0178	
	Crew Cab; w/ Steel Driveshaft.	2	A, I, B	210-0178	215-0178	
	Extended Cab; w/ Long Bed; w/ Aluminum Driveshaft Yoke.	2	A, I, B	210-0178	215-0178	
	Extended Cab; w/ Long Bed; w/ Steel Driveshaft.	2	A, I, B	210-0178	215-0178	
	Extended Cab; w/ Short Bed.	2	A	210-0178	215-0178	
	2	I, B	210-3105	215-3105	
	▲ Clamp Kit 260-4178 - Fits {210-0178}					
	▲ Clamp Kit 260-4105 - Fits {210-3105}					
1988	Regular Cab; w/ 2 Joint Shaft.	1	A, B	210-0178	215-0178	
	Regular Cab; w/ 3 Joint Shaft.	2	A, I, B	210-0178	215-0178	
	Crew Cab; w/ Aluminum Driveshaft Yoke	2	A, I, B	210-0178	215-0178	
	Crew Cab; w/ Steel Driveshaft.	2	A, I, B	210-0178	215-0178	
	Extended Cab; w/ Aluminum Driveshaft Yoke.	2	A, I, B	210-0178	215-0178	
	Extended Cab; w/ Steel Driveshaft.	2	A, I, B	210-0178	215-0178	
	▲ Clamp Kit 260-4178 - Fits {210-0178}					
1987	2 Door; w/ 4 Speed Auto. Trans.	2	A, I	210-3105	215-3105	
	2	B	210-0178	215-0178	
	2 Door; w/ 3 Speed Auto. Trans.; 7.4L.	2	A, I, B	210-0178	215-0178	
	2 Door; w/ 3 Speed Auto. Trans.; Exc. 7.4L.	2	A, B	210-0178	215-0178	
	2	I	210-3105	215-3105	
	2 Door; w/ Manual Trans.	2	A, I, B	210-0178	215-0178	
	4 Door.	2	A, I, B	210-0178	215-0178	
	▲ Clamp Kit 260-4178 - Fits {210-0178}					
1986-82	w/ Inside Lock Rings.	2	A, I, B	210-3105	215-3105	
	w/ Outside Lock Rings.	2	A, I, B	210-0178	215-0178	
	▲ Clamp Kit 260-4178 - Fits {210-0178}					

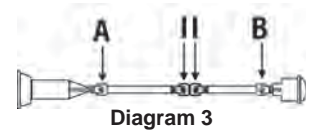
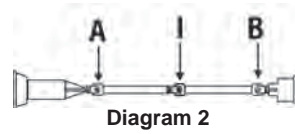
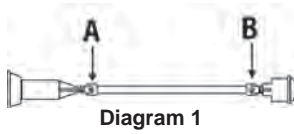
2WD TRUCKS

UNIVERSAL JOINTS



2WD TRUCKS

Year	Make and Model	Diagram	Location	Standard	Performance
GMC: PICKUP 3/4 TON (25/2500 SERIES) Incl. SIERRA (Cont.)					
1981	2 Door Pick Up & Chassis Cab Exc. 4 Speed Manual & Turbo 400 Auto. Trans.	2	A, I	210-0153	215-0153
	2	B	210-3105	215-3105
	w/ 4 Speed Manual Trans.	2	A, I	210-0178	215-0178
	2	B	210-3105	215-3105
	w/ Turbo 400 Auto. Trans.	2	A	210-0178	215-0178
	2	I	210-0153	215-0153
	2	B	210-3105	215-3105
	▲ Clamp Kit 260-4105 - Fits {210-3105}				
	4 Door Pick Up & Chassis Cab 7.4L V-8 or 4 Speed Manual Trans.	2	A, I, B	210-0178	215-0178
	Exc. 7.4L V-8 & 4 Speed Manual Trans.	2	A, B	210-0178	215-0178
	2	I	210-0153	215-0153
	▲ Clamp Kit 260-4178 - Fits {210-0178}				
1980-78	w/ 2 Joint Shaft.	1	A, B	210-0153	215-0153
	w/ Standard 3 Joint Shaft; w/ 1-1/16in. OD Brg.	2	A, I, B	210-0153	215-0153
	w/ HD 3 Joint Shaft; w/ 1-3/16in. OD Brg.	2	A, I, B	210-0178	215-0178
	Partial Production.	2	A, I	210-0178	215-0178
	2	B	210-3105	215-3105
	▲ Clamp Kit 260-4178 - Fits {210-0178}				
1977-73	6.6L.	2	A	210-0213	215-0354
	2	I, B	210-0178	215-0178
	Exc. 6.6L.	2	A, I	210-0153	215-0153
	2	B	210-0178	215-0178
1972-67	w/ Standard 3 Speed Manual or Auto. Trans.	2	A, I, B	210-0153	215-0153
	w/ HD 3 Speed or 4 Speed Manual Trans.	2	A, I, B	210-0178	215-0178
	▲ U-Bolt Kit 260-0121 - Fits {210-0153}				
	▲ U-Bolt Kit 260-0178 - Fits {210-0178}				
1966-63	w/ Standard 3 Speed Manual or Powerglide Auto. Trans.	1	A	210-0153	215-0153
	1	B	210-0178	215-0178
	w/ HD 3 Speed or 4 Speed Manual Trans.	1	A, B	210-0178	215-0178
	w/ Turbo Hydra-Matic Auto. Trans.	2	A, I	210-0153	215-0153
	2	B	210-0178	215-0178
	▲ U-Bolt Kit 260-0178 - Fits {210-0178}				
1962-61	w/ Auto. Trans.	2	A	210-0153	215-0153
	2	I, B	210-0178	215-0178
	w/ Standard 3 Speed Manual Trans.	1	A	210-0153	215-0153
	1	B	210-0178	215-0178
	w/ HD 3 Speed or 4 Speed Manual Trans.	2	A, I, B	210-0178	215-0178
	▲ U-Bolt Kit 260-0178 - Fits {210-0178}				
1960	w/ 2 Joint Shaft; Exc. 3 Speed Manual Trans.	1	A, B	210-0178	215-0178
	w/ 2 Joint Shaft; w/ 3 Speed Manual Trans.	1	A	210-0153	215-0153
	1	B	210-0178	215-0178
	w/ 3 Joint Shaft.	2	A, I, B	210-0178	215-0178
	▲ U-Bolt Kit 260-0178 - Fits {210-0178}				
GMC: PICKUP 1 TON (35/3500 SERIES) Incl. SIERRA					
2006-03	All Models with 6.0L V-8 Except Extended Cab Pick Up with Long Bed.	2	A, I, B	210-0160	215-0160
	Extended Cab Pick Up with Long Bed and 6.0 V-8.	2	A, I, B	211-0160	---
2006-01	All Models with Turbo Diesel or 8.1L V-8; With Auto. Trans.	2	A, I, B	210-0160	215-0160
	All Models with Turbo Diesel or 8.1L V-8; With Man. Trans.	2	A, I, B	230-0188	---
2002-01	Carryover Chassis Cab; On 135.5" or 159.5"	2	A, I, B	210-0160	215-0160
	Carryover Chassis Cab; On 185.5" WB	3	A, I, I, B	210-0160	215-0160
	Sierra Extended Cab; With Long Bed and 6.0L V-8	2	A, I, B	211-0160	---
	Sierra with 6.0L V-8 Except Extended Cab with Long Bed.	2	A, I, B	210-0160	215-0160
	▲ Clamp Kit 260-4178 - Fits {210-0160}				
2000-97	Chassis Cab On 135.5in. or 159.5in. WB				
	Exc. 15000# GVWR.	2	A	210-0178	215-0178
	2	I, B	210-0160	215-0160
	w/ 15000# GVWR.	2	A, I, B	210-0160	215-0160
	▲ Clamp Kit 260-0160 or 260-4178 - Fits {210-0160}				



Year	Make and Model	Diagram	Location	Standard	Performance
GMC: PICKUP 1 TON (35/3500 SERIES) Incl. SIERRA (Cont.)					
2000-97 (Cont.)	Chassis Cab On 183.5in. WB All.	3	A, I, I, B	210-0160	215-0160
	▲ Clamp Kit 260-0160 or 260-4178 - Fits {210-0160}				
	Pick Up & Chassis Cab On 131.5in. or 155.5in. WB				
	On 131.5in. WB.	2	A, I, B	210-0178	215-0178
	On 155.5in. WB; w/ Auto. Trans.	2	A, I, B	210-0178	215-0178
	On 155.5in. WB; w/ Manual Trans.	2	A, I, B	210-0178	215-0178
	▲ Clamp Kit 260-4178 - Fits {210-0178}				
1996-92	3500HD				
	All.	2	A, I, B	210-0160	215-0160
	▲ Clamp Kit 260-0160 - Fits {210-0178}				
	Chassis Cab On 183.5in. WB				
	All.	3	A, I, I, B	210-0160	215-0160
	▲ Clamp Kit 260-0160 or 260-4178 - Fits {210-0160}				
	Exc. 3500HD & Chassis Cab On 183.5in. WB.	2	A, I, B	210-0178	215-0178
	▲ Clamp Kit 260-4178 - Fits {210-0178}				
1991	Chassis Cab On 183.5in. WB				
	All.	3	A, I, I, B	210-0160	215-0160
	▲ Clamp Kit 260-0160 or 260-4178 - Fits {210-0160}				
	Exc. Chassis Cab On 183.5in. WB w/ Aluminum Yoke.	2	A, I, B	210-0178	215-0178
	w/ Steel Yoke.	2	A, I, B	210-0178	215-0178
	▲ Clamp Kit 260-4178 - Fits {210-0178}				
1990-88	w/ Aluminum Yoke.	2	A, I, B	210-0178	215-0178
	w/ Steel Yoke.	2	A, I, B	210-0178	215-0178
	▲ Clamp Kit 260-4178 - Fits {210-0178}				
1987-79	All.	2	A, I, B	210-0178	215-0178
	▲ Clamp Kit 260-4178 - Fits {210-0178}				
1978-73	Crew Cab				
	All.	2	A, I, B	210-0178	215-0178
	▲ Clamp Kit 260-4178 - Fits {210-0178}				
	▲ U-Bolt Kit 260-0178 - Fits {210-0178}				
	Exc. Crew Cab w/ Standard 3 Speed Manual or Turbo 350 Auto. Trans.	2	A, I	210-0153	215-0153
	2	B	210-0178	215-0178
	w/ 4 Speed Manual or Turbo 400 Auto. Trans. or Dual Rear Wheels.	2	A, I, B	210-0178	215-0178
	▲ Clamp Kit 260-4178 - Fits {210-0178}				
	▲ U-Bolt Kit 260-0178 - Fits {210-0178}				
1972-68	w/ Auto. Trans.; 6.5L or 6.6L.	2	A	210-0213	215-0354
	2	I, B	210-0178	215-0178
	w/ Auto. Trans.; Exc. 6.5L & 6.6L.	2	A	210-0153	215-0153
	2	I, B	210-0178	215-0178
	w/ Manual Trans.	2	A, I, B	210-0178	215-0178
	▲ U-Bolt Kit 260-0178 - Fits {210-0178}				
1967-60	w/ Auto. Trans.	2	A	210-0153	215-0153
	2	I, B	210-0178	215-0178
	w/ Manual Trans.	2	A, I, B	210-0178	215-0178
	▲ U-Bolt Kit 260-0178 - Fits {210-0178}				
GMC: SUBURBAN 1/2 TON (Incl. YUKON XL)					
2006-00	All Models.	1	A	210-0213	215-1203
	1	B	240-0231	215-4009
	▲ Clamp Kit 260-4105 - Fits {240-0231}				
1999-96	Diesel.	1	A, B	210-0178	215-0178
	Exc. Diesel.	1	A	210-0213	215-0354
	1	B	240-0231	215-4009**
	▲ Clamp Kit 260-4178 - Fits {210-0178}				
	▲ Clamp Kit 260-4105 - Fits {240-0231}				
1995-94	Exc. MT1 4 Speed Auto. Trans.	1	A	210-0213	215-0354
	1	B	240-0231	215-4009**
	w/ MT1 4 Speed Auto. Trans.	1	A, B	210-0178	215-0178
	▲ Clamp Kit 260-4178 - Fits {210-0178}				
	▲ Clamp Kit 260-4105 - Fits {240-0231}				

2WD TRUCKS

UNIVERSAL JOINTS



Diagram 1

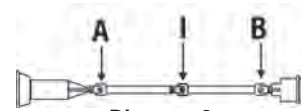
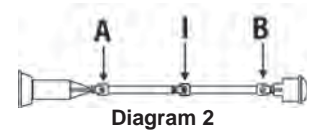
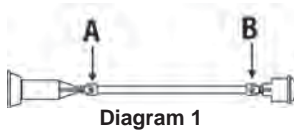


Diagram 2

2WD TRUCKS

Year	Make and Model	Diagram	Location	Standard	Performance
GMC: SUBURBAN 1/2 TON (Incl. YUKON XL) (Cont.)					
1993-92	All	1	A	210-0213	215-0354
		1	B	240-0231	215-4009**
	▲ Clamp Kit 260-4105 - Fits {240-0231}				
1991-87	w/ 2 Joint Shaft	1	A, B	210-3105	215-3105
	w/ 3 Joint Shaft	2	A, I, B	210-3105	215-3105
	▲ Clamp Kit 260-4105 - Fits {210-3105}				
1986-82	w/ 2 Joint Shaft	1	A, B	210-3105	215-3105
	w/ 3 Joint Shaft; w/ Inside Lock Rings	2	A, I, B	210-3105	215-3105
	w/ 3 Joint Shaft; w/ Outside Lock Rings	2	A, I, B	210-0178	215-0178
	▲ Clamp Kit 260-4178 - Fits {210-0178}				
	▲ Clamp Kit 260-4105 - Fits {210-3105}				
1981-79	w/ 2 Joint Shaft	1	A, B	210-0153	215-0153
	w/ 3 Joint Shaft; Exc. Turbo 400 Auto. & 4 Speed Manual Trans.	2	A, I, B	210-0153	215-0153
	w/ 3 Joint Shaft; w/ Turbo 400 Auto. or 4 Speed Manual Trans.	2	A, I, B	210-0178	215-0178
	▲ Clamp Kit 260-0153 - Fits {210-0153}				
1978	w/ 2 Joint Shaft	1	A, B	210-0153	215-0153
	w/ 3 Joint Shaft; w/ Standard 3 Speed Manual or Turbo 350 Auto. Trans.	2	A, I, B	210-0153	215-0153
	w/ 3 Joint Shaft; w/ HD 3 Speed or 4 Speed Manual Trans.	2	A	210-0178	215-0178
		2	I, B	210-0153	215-0153
	w/ 3 Joint Shaft; w/ Turbo 400 Auto. Trans.	2	A, B	210-0178	215-0178
		2	I	210-3105	215-3105
	▲ Clamp Kit 260-0153 - Fits {210-0153}				
	▲ Clamp Kit 260-4178 - Fits {210-0178}				
1977-73	w/ 2 Joint Shaft; w/ Standard 3 Speed Manual or Turbo 350 Auto. Trans.	1	A, B	210-0153	215-0153
	w/ 2 Joint Shaft; w/ HD 3 Speed or 4 Speed Manual Trans.	1	A	210-0178	215-0178
		1	B	210-0153	215-0153
	w/ 2 Joint Shaft; w/ Turbo 400 Auto. Trans.	1	A	210-0213	215-0354
		1	B	210-0153	215-0153
	w/ 3 Joint Shaft; w/ Standard 3 Speed Manual or Turbo 350 Auto. Trans.	2	A, I, B	210-0153	215-0153
	w/ 3 Joint Shaft; w/ HD 3 Speed or 4 Speed Manual Trans.	2	A	210-0178	215-0178
		2	I, B	210-0153	215-0153
	w/ 3 Joint Shaft; w/ Turbo 400 Auto. Trans.	2	A	210-0213	215-0354
		2	I, B	210-0153	215-0153
	▲ Clamp Kit 260-0153 - Fits {210-0153}				
	▲ Clamp Kit 260-4178 - Fits {210-0178}				
1972-71	w/ 2 Joint Shaft; w/ 3 Speed Manual or Auto. Trans.	1	A, B	210-0153	215-0153
	w/ 2 Joint Shaft; w/ 4 Speed Manual Trans.	1	A	210-0178	215-0178
		1	B	210-0153	215-0153
	w/ 3 Joint Shaft; w/ 3 Speed Manual Trans.	2	A, I, B	210-0153	215-0153
	w/ 3 Joint Shaft; w/ 4 Speed Manual Trans.	2	A	210-0178	215-0178
		2	I, B	210-0153	215-0153
	w/ 3 Joint Shaft; w/ Turbo 350 Auto. Trans.	2	A, I, B	210-0153	215-0153
	w/ 3 Joint Shaft; w/ Turbo 400 Auto. Trans.	2	A, B	210-0213	215-0354
		2	I	210-0178	215-0178
	▲ U-Bolt Kit 260-0121 - Fits {210-0213} & {210-0153}				
1970	w/ 3 Joint Shaft; w/ 4 Speed Manual Trans.; Exc. 396 V-8	2	A	210-0178	215-0178
		2	I, B	210-0153	215-0153
	w/ 2 Joint Shaft; w/ 3 Speed Manual or Auto. Trans.	1	A, B	210-0153	215-0153
	w/ 2 Joint Shaft; w/ 4 Speed Manual Trans.	1	A	210-0178	215-0178
		1	B	210-0153	215-0153
1970	w/ 3 Joint Shaft; w/ Auto. Trans.; Exc. Turbo 400	2	A, I, B	210-0153	215-0153
	w/ 3 Joint Shaft; w/ Turbo 400 Auto. Trans.	2	A, B	210-0213	215-0354
		2	I	210-0178	215-0178
	w/ 3 Joint Shaft; w/ 3 Speed Manual Trans.	2	A, I, B	210-0153	215-0153
	w/ 3 Joint Shaft; w/ 4 Speed Manual Trans.; w/ 396 V-8	2	A, I, B	210-0178	215-0178
	▲ U-Bolt Kit 260-0121 - Fits {210-0213} & {210-0153}				



Year	Make and Model	Diagram	Location	Standard	Performance
GMC: SUBURBAN 1/2 TON (Incl. YUKON XL) (Cont.)					
1969-68	w/ 2 Joint Shaft; w/ 3 Speed Manual or Auto. Trans.	1	A, B	210-0153	215-0153
	w/ 2 Joint Shaft; w/ 4 Speed Manual Trans.	1	A	210-0178	215-0178
	1	B	210-0153	215-0153
	w/ 3 Joint Shaft; w/ Auto. Trans.; w/ 6.5L.....	2	A, B	210-0213	215-0354
	2	I	210-0178	215-0178
	w/ 3 Joint Shaft; w/ 3 Speed Manual or Auto. Trans.; Exc. 6.5L V-8.	2	A, I, B	210-0153	215-0153
	w/ 3 Joint Shaft; w/ 3 Speed Manual Trans.; w/ 6.5L.....	2	A, I, B	210-0153	215-0153
	w/ 3 Joint Shaft; w/ 4 Speed Manual Trans.; Exc. 6.5L V-8.	2	A	210-0178	215-0178
	2	I, B	210-0153	215-0153
	w/ 3 Joint Shaft; w/ 4 Speed Manual Trans.; w/ 6.5L.....	2	A, I, B	210-0178	215-0178
	▲ U-Bolt Kit 260-0178 - Fits {210-0178}				
	▲ U-Bolt Kit 260-0121 - Fits {210-0213} & {210-0153}				
1967	w/ 2 Joint Shaft; w/ 3 Speed Manual or Auto. Trans.	1	A, B	210-0153	215-0153
	w/ 2 Joint Shaft; w/ 4 Speed Manual Trans.	1	A	210-0178	215-0178
	1	B	210-0153	215-0153
	w/ 3 Joint Shaft; w/ 3 Speed Manual or Auto. Trans.	2	A, I, B	210-0153	215-0153
	w/ 3 Joint Shaft; w/ 4 Speed Manual Trans.	2	A	210-0178	215-0178
	2	I, B	210-0153	215-0153
▲ U-Bolt Kit 260-0121 - Fits {210-0153}					
1966-55	w/ 2 Joint Shaft; w/ Auto. Overdrive or Standard 3 Speed Manual Trans.	1	A, B	210-0153	215-0153
	w/ 2 Joint Shaft; w/ HD 3 Speed or 4 Speed Manual Trans.	1	A	210-0178	215-0178
	1	B	210-0153	215-0153
	w/ 3 Joint Shaft; w/ Auto. Overdrive or Standard 3 Speed Manual Trans.	2	A, I, B	210-0153	215-0153
	w/ 3 Joint Shaft; w/ HD 3 Speed or 4 Speed Manual Trans.	2	A	210-0178	215-0178
	2	I, B	210-0153	215-0153
▲ U-Bolt Kit 260-0121 - Fits {210-0153}					
GMC: SUBURBAN 3/4 TON (Incl. YUKON XL)					
2004-01	6.0L V-8.	1	A, B	210-0178	215-0178
	8.1L V-8.	1	A, B	210-0160	215-0160
▲ Clamp Kit 260-4178 - Fits {210-0160} & {210-0178}					
2000-92	w/ Aluminum Yoke.	1	A, B	210-0178	215-0178
	w/ Steel Yoke.	1	A, B	210-0178	215-0178
▲ Clamp Kit 260-4178 - Fits {210-0178}					
1991	6.2L Diesel.	2	A, B	210-0178	215-0178
	2	I	210-3105	215-3105
	Exc. 6.2L Diesel.	2	A, I, B	210-0178	215-0178
▲ Clamp Kit 260-4178 - Fits {210-0178}					
1990-87	7.4L V-8, w/ Auto. Trans.	2	A, I, B	210-0178	215-0178
	Exc. 7.4L V-8, w/ Auto. Trans.	2	A, B	210-0178	215-0178
	2	I	210-3105	215-3105
▲ Clamp Kit 260-4178 - Fits {210-0178}					
1986-82	w/ 2 Joint Shaft.	1	A, B	210-3105	215-3105
	w/ 3 Joint Shaft; Exc. 7.4L V-8; Exc. 4 Speed Manual Trans. and Turbo 400 Auto. Trans.	2	A, B	210-3105	215-3105
	2	I	210-0178	215-0178
	w/ 3 Joint Shaft; 7.4L V-8.	2	A, I, B	210-0178	215-0178
	w/ 3 Joint Shaft; w/ 4 Speed Manual Trans. or Turbo 400 Auto. Trans.; Exc. 7.4L V-8.	2	A, I	210-0178	215-0178
	2	B	210-3105	215-3105
	▲ Clamp Kit 260-4178 - Fits {210-0178}				
1981	w/ Auto. Trans.; Exc. 7.4L V-8.	2	A, I	210-0178	215-0178
	2	B	210-0153	215-0153
1981	w/ Manual Trans.; Exc. 7.4L V-8.	2	A, I	210-0178	215-0178
	2	B	210-3105	215-3105
	7.4L.	2	A, I, B	210-0178	215-0178
▲ Clamp Kit 260-4178 - Fits {210-0178}					
1980-78	w/ Turbo 350 Auto. Trans.	2	A, I, B	210-0153	215-0153
	w/ Turbo 400 Auto. Trans. or 4 Speed Manual Trans.	2	A, I, B	210-0178	215-0178

2WD TRUCKS

UNIVERSAL JOINTS



Diagram 1

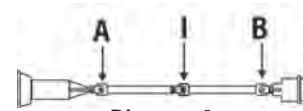
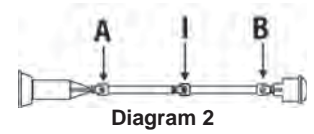
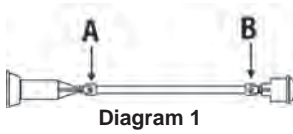


Diagram 2

2WD TRUCKS

Year	Make and Model	Diagram	Location	Standard	Performance
GMC: SUBURBAN 3/4 TON (Incl. YUKON XL) (Cont.)					
1977-73	6.6L V-8.	2	A	210-0213	215-0354
	2	I, B	210-0178	215-0178
	Exc. 6.6L V-8.	2	A, I	210-0153	215-0153
	2	B	210-0178	215-0178
1972-67	w/ Standard 3 Speed Manual or Auto. Trans.	2	A, I, B	210-0153	215-0153
	w/ HD 3 Speed or 4 Speed Manual Trans.	2	A, I, B	210-0178	215-0178
	▲ U-Bolt Kit 260-0121 - Fits {210-0153}				
	▲ U-Bolt Kit 260-0178 - Fits {210-0178}				
1966-63	w/ Standard 3 Speed Manual or Powerglide Auto. Trans.	1	A	210-0153	215-0153
	2	B	210-0178	215-0178
	w/ HD 3 Speed or 4 Speed Manual Trans.	1	A, B	210-0178	215-0178
	w/ Turbo Hydra-Matic Auto. Trans.	2	A, I	210-0153	215-0153
	2	B	210-0178	215-0178
	▲ U-Bolt Kit 260-0178 - Fits {210-0178}				
1962-61	w/ Auto. Trans.	2	A	210-0153	215-0153
	2	I, B	210-0178	215-0178
	w/ Standard 3 Speed Manual Trans.	1	A	210-0153	215-0153
	1	B	210-0178	215-0178
	w/ HD 3 Speed or 4 Speed Manual Trans.	2	A, I, B	210-0178	215-0178
	▲ U-Bolt Kit 260-0178 - Fits {210-0178}				
1960	w/ 2 Joint Shaft; Exc. 3 Speed Manual Trans.	1	A, B	210-0178	215-0178
	w/ 2 Joint Shaft; w/ 3 Speed Manual Trans.	1	A	210-0153	215-0153
	1	B	210-0178	215-0178
	w/ 3 Joint Shaft.	2	A, I, B	210-0178	215-0178
	▲ U-Bolt Kit 260-0178 - Fits {210-0178}				
GMC: VAN G15/1500 (Incl. SAVANA)					
2006-97	All Models.	1	A, B	210-0178	215-0178
1996	On 110in. WB.	1	A, B	210-3105	215-3105
	On 135in. WB.	1	A, B	210-0178	215-0178
	▲ Clamp Kit 260-4105 - Fits {210-3105}				
1995-91	On 110in. WB.	1	A, B	210-3105	215-3105
	On 125in. WB; w/ Aluminum Driveshaft Yoke.	1	A	210-0213	215-0354
	1	B	240-0231	215-4009**
	On 125in. WB; w/ Steel Driveshaft.	1	A, B	210-3105	215-3105
	▲ Clamp Kit 260-4105 - Fits {210-3105} & {240-0231}				
1990	On 110in. WB.	1	A, B	210-3105	215-3105
	On 125in. WB; w/ 2 Joint Shaft; w/ Aluminum Yoke.	1	A	210-0213	215-0354
	1	B	240-0231	215-4009**
	On 125in. WB; w/ 2 Joint Shaft; w/ Steel Yoke.	1	A, B	210-3105	215-3105
	On 125in. WB; w/ 3 Joint Shaft.	2	A, I, B	210-3105	215-3105
	▲ Clamp Kit 260-4105 - Fits {210-3105} & {240-0231}				
1989-85	On 110in. WB.	1	A, B	210-3105	215-3105
	On 125in. WB; w/ 2 Joint Shaft.	1	A, B	210-3105	215-3105
	On 125in. WB; w/ 3 Joint Shaft.	2	A, I, B	210-3105	215-3105
	▲ Clamp Kit 260-4105 - Fits {210-3105}				
1984-82	w/ 2 Joint Shaft.	1	A, B	210-3105	215-3105
	w/ 3 Joint Shaft; Exc. Turbo 400 Auto. Trans.	2	A, I, B	210-3105	215-3105
	w/ 3 Joint Shaft; w/ Turbo 400 Auto. Trans.	2	A	210-0178	215-0178
	2	I, B	210-3105	215-3105
	▲ Clamp Kit 260-4105 - Fits {210-3105}				
1981-78	w/ 2 Joint Shaft; w/ Inside Lock Rings.	1	A, B	210-3105	215-3105
	w/ 2 Joint Shaft; w/ Outside Lock Rings.	1	A, B	210-0153	215-0153
	w/ 3 Joint Shaft.	2	A	210-3105	215-3105
	w/ 3 Joint Shaft; w/ 2-9/16in. Yoke.	2	I, B	210-3105	215-3105
	w/ 3 Joint Shaft; w/ 3-1/2in. Yoke.	2	I, B	210-0153	215-0153
	w/ 3 Joint Shaft; w/ 4in. Yoke.	2	I, B	210-0178	215-0178
	▲ Clamp Kit 260-0153 - Fits {210-0153}				
	▲ Clamp Kit 260-4105 - Fits {210-3105}				



Year	Make and Model	Diagram	Location	Standard	Performance
GMC: VAN G15/1500 (Incl. SAVANA) (Cont.)					
1977-64	w/ 2 Joint Shaft.....	1	A, B	210-0153	215-0153
	w/ 3 Joint Shaft.....	2	A, I, B	210-0153	215-0153
	▲ Clamp Kit 260-0153 - Fits {210-0153}				
	▲ U-Bolt Kit 260-0121 - Fits {210-0153}				
GMC: VAN G25/2500 (Incl. SAVANA)					
2004-97	All Models; On 135" WB.....	1	A,B	210-0178	215-0178
	All Models; On 155" WB.....	2	A,I,B	210-0178	215-0178
	▲ Clamp Kit 260-4178 - Fits {210-0178}				
1996	On 110in. WB.....	1	A, B	210-3105	215-3105
	On 135in. WB.....	1	A, B	210-0178	215-0178
	On 155in. WB.....	2	A, I, B	210-0178	215-0178
	▲ Clamp Kit 260-4178 - Fits {210-0178}				
	▲ Clamp Kit 260-4105 - Fits {210-3105}				
1995-91	On 110in. WB.....	1	A, B	210-3105	215-3105
	On 125in. WB; w/ Aluminum Driveshaft Yoke.....	1	A	210-0213	215-0354
	1	B	240-0231	215-4009**
	On 125in. WB; w/ Steel Driveshaft.....	1	A, B	210-3105	215-3105
	▲ Clamp Kit 260-4105 - Fits {240-0231} & {210-3105}				
1990	On 110in. WB.....	1	A, B	210-3105	215-3105
	On 125in. WB; w/ 2 Joint Steel Driveshaft.....	1	A, B	210-3105	215-3105
	On 125in. WB; w/ Aluminum Driveshaft Yoke.....	1	A	210-0213	215-0354
	1	B	240-0231	215-4009**
	On 125in. WB; w/ 3 Joint Shaft.....	2	A, I, B	210-3105	215-3105
	▲ Clamp Kit 260-4105 - Fits {240-0231} & {210-3105}				
	1989-85 On 110in. WB.....	1	A, B	210-3105	215-3105
	On 125in. WB; w/ 2 Joint Shaft.....	1	A, B	210-3105	215-3105
	On 125in. WB; w/ 3 Joint Shaft.....	2	A, I, B	210-3105	215-3105
	▲ Clamp Kit 260-4105 - Fits {210-3105}				
1984	w/ 2 Joint Shaft.....	1	A, B	210-3105	215-3105
	w/ 3 Joint Shaft; Exc. Turbo 400 Auto. Trans.....	2	A, I, B	210-3105	215-3105
	w/ 3 Joint Shaft; w/ Turbo 400 Auto. Trans.....	2	A	210-3105	215-3105
	2	I, B	210-0178	215-0178
	▲ Clamp Kit 260-4178 - Fits {210-0178}				
	▲ Clamp Kit 260-4105 - Fits {210-3105}				
1983-82	w/ 2 Joint Shaft.....	1	A, B	210-3105	215-3105
	w/ 3 Joint Shaft.....	2	A, I, B	210-3105	215-3105
	▲ Clamp Kit 260-4105 - Fits {210-3105}				
1981	w/ 2 Joint Shaft; w/ Inside Lock Rings.....	1	A, B	210-3105	215-3105
	w/ 2 Joint Shaft; w/ Outside Lock Rings.....	1	A, B	210-0153	215-0153
	w/ 3 Joint Shaft.....	2	A	210-3105	215-3105
	w/ 3 Joint Shaft; w/ 1-1/16in. OD Brg.....	2	I, B	210-0153	215-0153
	w/ 3 Joint Shaft; w/ 1-3/16in. OD Brg.....	2	I, B	210-0178	215-0178
	▲ Clamp Kit 260-4105 - Fits {210-3105}				
1980	w/ 2 Joint Shaft; w/ Inside Lock Rings.....	1	A, B	210-3105	215-3105
	w/ 2 Joint Shaft; w/ Outside Lock Rings.....	1	A, B	210-0153	215-0153
	w/ 3 Joint Shaft; Exc. 6.6L V-8 and Manual Trans.....	2	A, I, B	210-3105	215-3105
	w/ 3 Joint Shaft; 6.6L V-8 or Manual Trans.....	2	A	210-3105	215-3105
	2	I	210-0213	215-0354
	2	B	210-0178	215-0178
	▲ Clamp Kit 260-4105 - Fits {210-3105}				
1979	w/ 2 Joint Shaft; w/ Inside Lock Rings.....	1	A, B	210-3105	215-3105
	w/ 2 Joint Shaft; w/ Outside Lock Rings.....	1	A, B	210-0153	215-0153
1979	w/ 3 Joint Shaft; Exc. 6.6L V-8.....	2	A	210-3105	215-3105
	2	I, B	210-0153	215-0153
	w/ 3 Joint Shaft; 6.6L V-8.....	2	A	210-3105	215-3105
	2	I	210-0213	215-0354
	2	B	210-0178	215-0178
	▲ Clamp Kit 260-4105 - Fits {210-3105}				

2WD TRUCKS

UNIVERSAL JOINTS



Diagram 1

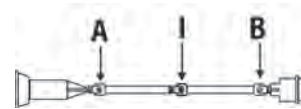
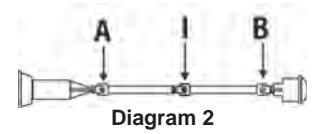
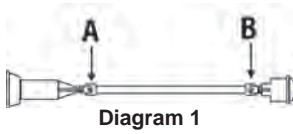


Diagram 2

2WD TRUCKS

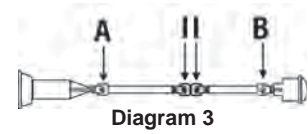
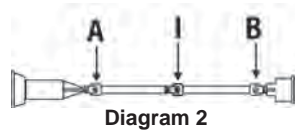
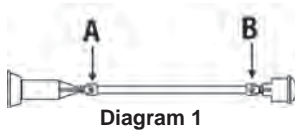
Year	Make and Model	Diagram	Location	Standard	Performance	
GMC: VAN G25/2500 (Incl. SAVANA) (Cont.)						
1978-76	w/ 2 Joint Shaft; Exc. 6.6L V-8.....	1	A, B	210-0153	215-0153	
	w/ 2 Joint Shaft; 6.6L V-8.....	1	A	210-3105	215-3105	
	1	B	240-0231	215-4009**	
	w/ 3 Joint Shaft; Exc. 6.6L V-8.....	2	A, I, B	210-0153	215-0153	
	2	A	210-3105	215-3105	
	2	I	210-0178	215-0178	
	2	B	210-0213	215-0354	
	1975-67	w/ 2 Joint Shaft.....	1	A, B	210-0153	215-0153
		w/ 3 Joint Shaft.....	2	A, I, B	210-0153	215-0153
		Partial Production.....	2	A	210-3105	215-3105
.....		2	I, B	210-0153	215-0153	
▲ U-Bolt Kit 260-0121 - Fits {210-0153}						
GMC: VAN G35/3500 (Incl. SAVANA)						
2006-05	Commercial Cutaway; On 139" WB - Exc. Dual Rear Wheels.....	1	A,B	210-0178	215-0178	
	Commercial Cutaway; On 139" WB - With Dual Rear Wheels.....	1	A,B	210-0160	215-0160	
2006-03	All Models (Except Commercial Cutaway); On 135" WB.....	1	A	210-0178	215-0178	
	All Models (Except Commercial Cutaway); On 155" WB.....	2	A,B	210-0178	215-0178	
	Commercial Cutaway; On 159" or 177" WB.....	2	I,B	210-0160	215-0160	
	2	A	210-0178	215-0178	
2004-03	Commercial Cutaway; On 139" WB.....	1	A,B	210-0160	215-0160	
2004-01	All Models (Except Commercial Cutaway with 8.1 V-8); On 155", 159" or 177" WB.....	2	A,I,B	210-0178	215-0178	
2002-01	All Models (Except Commercial Cutaway with 8.1 V-8); On 139" WB.....	1	A,B	210-0178	215-0178	
	Commercial Cutaway with 8.1 V-8; On 139" WB.....	1	A,B	210-0160	215-0160	
	Commercial Cutaway with 8.1 V-8; On 159" or 177" WB.....	2	A,I,B	210-0160	215-0160	
▲ Clamp Kit 260-4178 - Fits {210-0160} & {210-0178}						
2000-96	On 135in. or 139in. WB.....	1	A, B	210-0178	215-0178	
	On 139in., 155in., 159in. or 177in. WB.....	2	A, I, B	210-0178	215-0178	
▲ Clamp Kit 260-4178 - Fits {210-0178}						
1995-92	On 125in. WB.....	1	A, B	210-0178	215-0178	
	On 146in. WB.....	2	A, I, B	210-0178	215-0178	
	▲ Clamp Kit 260-4178 - Fits {210-0178}					
1991	On 125in. WB.....	1	A, B	210-0178	215-0178	
	On 146in. WB.....	2	A, I, B	210-0178	215-0178	
	▲ Clamp Kit 260-0160 or 260-4178 - Fits {210-0178}					
1990-85	On 125in. WB; Exc. 4 Speed Auto. Trans.....	2	A, I, B	210-0178	215-0178	
	On 125in. WB; w/ 4 Speed Auto. Trans.....	2	A	210-3105	215-3105	
	2	I, B	210-0178	215-0178	
	On 146in. WB.....	2	A, I, B	210-0178	215-0178	
	▲ Clamp Kit 260-0160 or 260-4178 - Fits {210-0178}					
1984-83	Chassis Cab.....	2	A, I, B	210-0178	215-0178	
	Exc. Chassis Cab.....	2	A	210-3105	215-3105	
	2	I, B	210-0178	215-0178	
▲ Clamp Kit 260-4178 - Fits {210-0178}						
1982	Chassis Cab; w/ Auto. Trans.....	2	A, I, B	210-0178	215-0178	
	Exc. Chassis Cab w/ Auto. Trans.....	2	A	210-3105	215-3105	
	2	I, B	210-0178	215-0178	
▲ Clamp Kit 260-4178 - Fits {210-0178}						
1981-80	Exc. HD 3 Speed Manual Trans.....	2	A, I, B	210-0178	215-0178	
	w/ HD 3 Speed Manual Trans.....	2	A	210-3105	215-3105	
	2	I, B	210-0178	215-0178	
▲ Clamp Kit 260-4178 - Fits {210-0178}						
1979-78	w/ 2 Joint Shaft.....	1	A, B	210-0178	215-0178	
	w/ 3 Joint Shaft; Exc. Turbo 400 Auto. Trans.....	2	A	210-3105	215-3105	
	2	I, B	210-0178	215-0178	
	w/ 3 Joint Shaft; w/ Turbo 400 Auto. Trans.....	2	A, I, B	210-0178	215-0178	
	▲ Clamp Kit 260-4178 - Fits {210-0178}					



Year	Make and Model	Diagram	Location	Standard	Performance	
GMC: VAN G35/3500 (Incl. SAVANA) (Cont.)						
1977-75	w/ 2 Joint Shaft; Exc. 6.6L V-8.....	1	A, B	210-0153	215-0153	
	w/ 2 Joint Shaft; 6.6L V-8.....	1	A	210-0213	215-0354	
	1	B	210-0178	215-0178	
	w/ 3 Joint Shaft; Exc. 6.6L V-8.....	2	A	210-0153	215-0153	
	2	I, B	210-0178	215-0178	
	w/ 3 Joint Shaft; 6.6L V-8.....	2	A	210-0213	215-0354	
	2	I, B	210-0178	215-0178	
	▲ Clamp Kit 260-0178 - Fits {210-0178}					
	1974-67	w/ 2 Joint Shaft.....	1	A, B	210-0153	215-0153
		w/ 3 Joint Shaft.....	2	A, I, B	210-0153	215-0153
▲ U-Bolt Kit 260-0121 - Fits {210-0153}						
GMC: VAN P15/1500						
1981-79	Exc. 4 Speed Manual & Turbo 400 Auto. Trans.....	1	A, B	210-0153	215-0153	
	w/ 4 Speed Manual or Turbo 400 Auto. Trans.....	1	A	210-0178	215-0178	
	1	B	210-0153	215-0153	
	▲ Clamp Kit 260-0153 - Fits {210-0153}					
	▲ Clamp Kit 260-4178 - Fits {210-0178}					
1978-60	w/ 2 Joint Shaft; Exc. HD 3 Speed & 4 Speed Manual Trans.....	1	A, B	210-0153	215-0153	
	w/ 2 Joint Shaft; w/ HD 3 Speed or 4 Speed Manual Trans.....	1	A	210-0178	215-0178	
	1	B	210-0153	215-0153	
	w/ 3 Joint Shaft; Exc. HD 3 Speed & 4 Speed Manual Trans.....	2	A, I, B	210-0153	215-0153	
	w/ 3 Joint Shaft; w/ HD 3 Speed or 4 Speed Manual Trans.....	2	A	210-0178	215-0178	
	2	I, B	210-0153	215-0153	
	▲ Clamp Kit 260-0153 - Fits {210-0153}					
▲ U-Bolt Kit 260-0121 - Fits {210-0153}						
GMC: VAN P25/2500						
1989-85	P208 On 125in. WB					
	w/ Auto. Trans.....	2	A, B	210-0178	215-0178	
	2	I	210-3105	215-3105	
	w/ Manual Trans.....	2	A, I, B	210-0178	215-0178	
	▲ Clamp Kit 260-4178 - Fits {210-0178} P210 On 133in. WB w/ Auto. Trans.....	2	A	210-0178	215-0178	
	2	I, B	210-3105	215-3105	
	w/ Manual Trans.....	2	A, B	210-0178	215-0178	
	2	I	210-3105	215-3105	
	▲ Clamp Kit 260-4178 - Fits {210-0178}					
	1984-82	All.....	2	A, I, B	210-0178	215-0178
		▲ Clamp Kit 260-4178 - Fits {210-0178}				
	1981-79	Exc. 4 Speed Manual Trans.....	2	A, I	210-0178	215-0178
.....		2	B	210-0153	215-0153	
w/ 4 Speed Manual Trans.....		2	A, I, B	210-0178	215-0178	
▲ Clamp Kit 260-4178 - Fits {210-0178}						
1978-76	w/ 2 Joint Shaft; Exc. HD 3 Speed & 4 Speed Manual Trans.....	1	A, B	210-0153	215-0153	
	w/ 2 Joint Shaft; w/ HD 3 Speed or 4 Speed Manual Trans.....	1	A, B	210-0178	215-0178	
	w/ 3 Joint Shaft; Exc. HD 3 Speed & 4 Speed Manual Trans.....	2	A, I	210-0153	215-0153	
	2	B	210-0178	215-0178	
	w/ 3 Joint Shaft; Exc. HD 3 Speed & 4 Speed Manual Trans.; Some.....	2	A	210-0213	215-0354	
1975-67	w/ 3 Joint Shaft; w/ HD 3 Speed or 4 Speed Manual Trans.....	2	A, I, B	210-0178	215-0178	
	P213 & P215					
	w/ 3 Speed Manual or Auto. Trans.....	2	A	210-0153	215-0153	
	2	I, B	210-0178	215-0178	
1966-63	w/ 4 Speed Manual Trans.....	2	A, I, B	210-0178	215-0178	
	On 104in. WB; w/ Standard 3 Speed Manual or Auto. Trans.....	1	A	210-0153	215-0153	
	1	B	210-0178	215-0178	
	On 104in. WB; w/ 4 Speed or HD 3 Speed Manual Trans.....	1	A, B	210-0178	215-0178	
	On 125in. or 137in. WB; w/ Standard 3 Speed Manual or Auto. Trans.....	2	A	210-0153	215-0153	
	2	I, B	210-0178	215-0178	
	On 125in. or 137in. WB; w/ 4 Speed or HD 3 Speed Manual Trans.....	2	A, I, B	210-0178	215-0178	
	2				

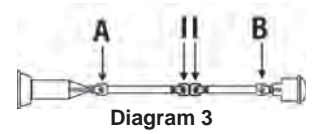
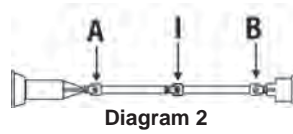
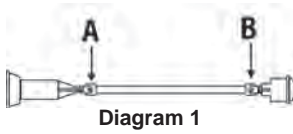
2WD TRUCKS

UNIVERSAL JOINTS



2WD TRUCKS

Year	Make and Model	Diagram	Location	Standard	Performance
GMC: VAN P25/2500 (Cont.)					
1962-60	On 104in. WB; w/ Standard 3 Speed Manual Trans.	1	A	210-0153	215-0153
	1	B	210-0178	215-0178
	On 104in. WB; w/ 4 Speed or HD 3 Speed Manual or Auto. Trans.	1	A, B	210-0178	215-0178
	On 125in. or 137in. WB; w/ Standard 3 Speed Manual Trans.	2	A	210-0153	215-0153
	2	I, B	210-0178	215-0178
	On 125in. or 137in. WB; w/ HD 3 Speed or 4 Speed Manual or Auto. Trans.	2	A, I, B	210-0178	215-0178
GMC: VAN P35/3500					
1999-98	4 Wheel Disc Brakes; Exc. P320 Motor Home Chassis				
	w/ 3 Joint Shaft.....	2	A, I, B	210-0160	215-0160
	w/ 4 Joint Shaft.....	3	A, I, I, B	210-0160	215-0160
	▲ Clamp Kit 260-4178 - Fits {210-0160}				
	P320 Motor Home Chassis				
	All.	3	A, I, I, B	230-0188	—
	▲ Clamp Kit 260-0188 - Fits {210-0188}				
1999-91	Exc. 4 Wheel Disc Brakes				
	w/ 2 Joint Shaft.....	1	A, B	210-0178	215-0178
	w/ 3 Joint Shaft.....	2	A, I, B	210-0178	215-0178
	w/ 4 Joint Shaft.....	3	A, I, I, B	210-0178	215-0178
	▲ Clamp Kit 260-4178 - Fits {210-0178}				
1997-91	4 Wheel Disc Brakes				
	w/ 3 Joint Shaft.....	2	A, I, B	210-0160	215-0160
	w/ 4 Joint Shaft.....	3	A, I, I, B	210-0160	215-0160
	▲ Clamp Kit 260-0160 or 260-4178 - Fits {210-0160}				
1990-89	P308 & P310 On 125in. or 133in. WB				
	w/ Rear Disc Brakes; w/ Auto. Trans.	2	A, B	210-0160	215-0160
	2	I	210-0178	215-0178
	w/ Rear Disc Brakes; w/ Manual Trans.; Exc. Turbo Diesel.....	2	A	210-0153	215-0153
	2	I	210-0178	215-0178
	2	B	210-0160	215-0160
	w/ Rear Disc Brakes; w/ Manual Trans.; w/ Turbo Diesel.....	2	A, I	210-0178	215-0178
	2	B	210-0160	215-0160
	w/ Rear Drum Brakes.....	2	A, I, B	210-0178	215-0178
	▲ Clamp Kit 260-4178 - Fits {210-0160, 210-0178}				
	▲ U-Bolt Kit 260-0178 - Fits {210-0160, 210-0178}				
	P311 On 137in. WB				
	Motor Home Chassis.....	2	A, I, B	210-0178	215-0178
	▲ Clamp Kit 260-4178 - Fits {210-0178}				
	▲ U-Bolt Kit 260-0178 - Fits {210-0178}				
	P314 On 157in. or 158.5in. WB w/ Rear Disc Brakes; w/ Auto. Trans.....	2	A	210-1206	—
	2	I	210-0178	215-0178
	2	B	210-0160	215-0160
	w/ Rear Disc Brakes; w/ Manual Trans.	2	A, I	210-0178	215-0178
	2	B	210-0160	215-0160
	w/ Rear Drum Brakes.....	2	A, I, B	210-0178	215-0178
	▲ Clamp Kit 260-4178 - Fits {210-0160, 210-0178}				
	▲ U-Bolt Kit 260-0178 - Fits {210-0160, 210-0178}				
	P318 On 178in. WB				
	Conventional Chassis & Van; w/ 3 Joint Shaft.....	2	A, I, B	210-0178	215-0178
	Conventional Chassis & Van; w/ 4 Joint Shaft.....	3	A, I, I, B	210-0178	215-0178
	Motor Home Chassis; w/ Rear Disc Brakes; w/ Auto. Trans.	2	A	210-1206	—
	2	I	210-0178	215-0178
	2	B	210-0160	215-0160
	Motor Home Chassis; w/ Rear Disc Brakes; w/ Manual Trans.....	2	A, I	210-0178	215-0178
	2	B	210-0160	215-0160
	Motor Home Chassis; w/ Rear Drum Brakes.....	2	A, I, B	210-0160	215-0160
	▲ Clamp Kit 260-4178 - Fits {210-0160, 210-0178}				
	▲ U-Bolt Kit 260-0178 - Fits {210-0160, 210-0178}				
	P320 On 208in. WB				
	Motor Home Chassis.....	3	A, I, I, B	210-0160	215-0160
	▲ Clamp Kit 260-4178 - Fits {210-0178}				
	▲ U-Bolt Kit 260-0178 - Fits {210-0178}				



Year	Make and Model	Diagram	Location	Standard	Performance
GMC: VAN P35/3500 (Cont.)					
1988-85	P308 & P310 On 125in. or 133in. WB w/ Rear Disc Brakes; w/ Auto. Trans.	2	A, B	210-0160	215-0160
	2	I	210-0178	215-0178
	w/ Rear Disc Brakes; w/ Manual Trans.	2	A	210-0153	215-0153
	2	I	210-0178	215-0178
	2	B	210-0160	215-0160
1988-85	w/ Rear Drum Brakes.....	2	A, I, B	210-0178	215-0178
	▲ Clamp Kit 260-4178 - Fits {210-0160, 210-0178}				
	▲ U-Bolt Kit 260-0178 - Fits {210-0160, 210-0178}				
	P311 On 137in. WB Motor Home Chassis.	2	A, I, B	210-0178	215-0178
	▲ Clamp Kit 260-4178 - Fits {210-0178}				
	▲ U-Bolt Kit 260-0178 - Fits {210-0178}				
	P314 On 157in. or 158.5in. WB w/ Rear Disc Brakes; w/ Auto. Trans.	2	A	210-1206	—
	2	I	210-0178	215-0178
	2	B	210-0160	215-0160
	w/ Rear Disc Brakes; w/ Manual Trans.	2	A, I	210-0178	215-0178
	2	B	210-0160	215-0160
	w/ Rear Drum Brakes.....	2	A, I, B	210-0178	215-0178
	▲ Clamp Kit 260-4178 - Fits {210-0160, 210-0178}				
	▲ U-Bolt Kit 260-0178 - Fits {210-0160, 210-0178}				
	P318 On 178in. WB Conventional Chassis & Van; w/ 3 Joint Shaft.	2	A, I, B	210-0178	215-0178
	Conventional Chassis & Van; w/ 4 Joint Shaft.	3	A, I	210-0178	215-0178
	3	I, B	210-0178	215-0178
	Motor Home Chassis; w/ Rear Disc Brakes; w/ Auto. Trans.	2	A	210-1206	—
	2	I	210-0178	215-0178
	2	B	210-0160	215-0160
	Motor Home Chassis; w/ Rear Disc Brakes; w/ Manual Trans.	2	A, I	210-0178	215-0178
	2	B	210-0160	215-0160
	Motor Home Chassis; w/ Rear Drum Brakes.	2	A, I, B	210-0160	215-0160
	▲ Clamp Kit 260-4178 - Fits {210-0160, 210-0178}				
	▲ U-Bolt Kit 260-0178 - Fits {210-0160, 210-0178}				
1988	P320 On 208in. WB Motor Home Chassis.	3	A, I, I, B	210-0160	215-0160
	▲ U-Bolt Kit 260-0178 - Fits {210-0160}				
1984-79	P308, P310 & P311 On 125in., 133in. or 137in. WB w/ Rear Disc Brakes; w/ 4 Speed Manual Trans.	2	A	210-0153	215-0153
	2	I, B	210-0178	215-0178
	w/ Rear Disc Brakes; w/ Turbo 400 Auto. Trans.	2	A	210-0160	215-0160
	2	I, B	210-0178	215-0178
	w/ Rear Drum Brakes.....	2	A, I, B	210-0178	215-0178
	▲ Clamp Kit 260-4178 - Fits {210-0160} & {210-0178}				
	P314 On 157in. or 158.5in. WB w/ Rear Disc Brakes; w/ 4 Speed Manual Trans.	2	A, I, B	210-0178	215-0178
	w/ Rear Disc Brakes; w/ Turbo 400 Auto. Trans.	2	A	210-1206	—
	2	I, B	210-0178	215-0178
	w/ Rear Drum Brakes.	2	A, I, B	210-0178	215-0178
	▲ Clamp Kit 260-0160 - Fits {210-0178} w/ Rear Drum Brakes				
	▲ U-Bolt Kit 260-0178 - Fits {210-0178} w/ Rear Disc Brakes				
	P318 On 178in. WB Conventional Chassis & Van; w/ 3 Joint Shaft.	2	A, I, B	210-0178	215-0178
	Conventional Chassis & Van; w/ 4 Joint Shaft.	3	A, I, I, B	210-0178	215-0178
	Motor Home Chassis.	2	A	210-1206	—
	2	I, B	210-0178	215-0178
	▲ Clamp Kit 260-0160 - Fits {210-0178} w/ Rear Drum Brakes				
	▲ U-Bolt Kit 260-0178 - Fits {210-0178} w/ Rear Disc Brakes				

2WD TRUCKS

UNIVERSAL JOINTS



Diagram 1

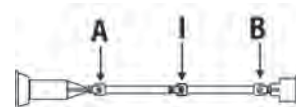
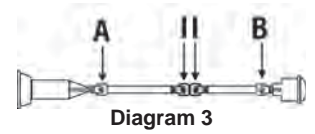
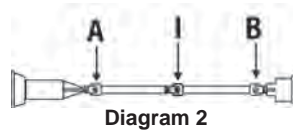
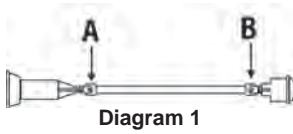


Diagram 2

2WD TRUCKS

Year	Make and Model	Diagram	Location	Standard	Performance
GMC: VAN P35/3500 (Cont.)					
1978-76	On 125in. or 133in. WB w/ 4 Wheel Disc Brakes.....	2	A, I	210-0153	215-0153
	2	B	210-1206	—
	w/ Drum Brakes.....	2	A, I, B	210-0178	215-0178
	On 157in. WB w/ 4 Wheel Disc Brakes.....	2	A, B	210-1206	—
	2	I	210-0153	215-0153
	w/ Drum Brakes.....	2	A, I, B	210-0178	215-0178
1974-67	P309, P313, P315 & P317 All.....	2	A, I, B	210-0178	215-0178
	▲ U-Bolt Kit 260-0178 - Fits {210-0178}				
1966-63	On 104in. WB; w/ Standard 3 Speed Manual or Auto. Trans.....	1	A	210-0153	215-0153
	1	B	210-0178	215-0178
	On 104in. WB; w/ 4 Speed or HD 3 Speed Manual Trans.....	1	A, B	210-0178	215-0178
	On 125in. or 137in.; w/ Standard 3 Speed Manual or Auto. Trans.....	2	A	210-0153	215-0153
	2	I, B	210-0178	215-0178
	On 125in. or 137in.; w/ 4 Speed or HD 3 Speed Manual Trans.....	2	A, I, B	210-0178	215-0178
1962-61	▲ U-Bolt Kit 260-0178 - Fits {210-0178}				
	On 104in. WB; w/ Standard 3 Speed Trans.....	1	A	210-0153	215-0153
	1	B	210-0178	215-0178
	On 104in. WB; w/ 4 Speed or HD 3 Speed Manual or Auto. Trans.....	1	A, B	210-0178	215-0178
	On 125in. or 137in. WB; w/ Standard 3 Speed Trans.....	2	A	210-0153	215-0153
	2	I, B	210-0178	215-0178
1960	On 125in. or 137in. WB; w/ HD 3 Speed or 4 Speed Manual or Auto. Trans.....	2	A, I, B	210-0178	215-0178
	On 104in. WB; w/ Standard 3 Speed Trans.....	1	A, B	210-0153	215-0153
	On 104in. WB; w/ 4 Speed or HD 3 Speed Manual or Auto. Trans.....	1	A, B	210-0178	215-0178
	On 125in. or 137in. WB; w/ Standard 3 Speed Trans.....	2	A	210-0153	215-0153
	2	I, B	210-0178	215-0178
	On 125in. or 137in. WB; w/ HD 3 Speed or 4 Speed Manual or Auto. Trans.....	2	A, I, B	210-0178	215-0178
GMC: 1/2 TON YUKON OX (1500 SERIES)					
2004-00	All Models.....	1	A	210-0213	215-1203
	1	B	240-0231	215-4009
GMC: 3/4 TON YUKON XL (2500 SERIES)					
2006-01	All Models; With 6.0 Liter V-8.....	1	A, B	210-0178	215-0178
	All Models; With 8.1 Liter V-8.....	1	A, B	210-0160	215-0160
GMC: YUKON (Exc. XL)					
2006-92	All Models.....	1	A, B	210-3105	215-3105
	▲ Clamp Kit 260-4105 - Fits {210-3105}				
GMC: 4000 & W4 TILT CAB					
1995-92	Diesel - From 8/92 w/ 2 Joint Shaft.....	1	A, B	220-0066	—
	w/ 3 Joint Shaft.....	2	A, I, B	220-0066	—
	Gas - From 8/92 w/ 2 Joint Shaft.....	1	A, B	210-0160	215-0160
	w/ 3 Joint Shaft.....	2	A, I, B	210-0160	215-0160
	▲ Clamp Kit 260-0160 - Fits {210-0160}				
	1992-86	Thru 7/92 w/ 2 Joint Shaft.....	1	A, B	220-0066
w/ 3 Joint Shaft.....		2	A, I, B	220-0066	—
GMC: 5000 & W5 TILT CAB					
1995-94	From 2/94 w/ 2 Joint Shaft; w/ 1.625in. OD Brg.....	1	A, B	240-0460	—
	w/ 3 Joint Shaft; w/ 1.625in. OD Brg.....	2	A, I, B	240-0460	—
1994-91	From 2/91 - Thru 1/94 w/ 2 Joint Shaft; w/ 1.375in. OD Brg., Overall Length 4.964in.....	1	A, B	230-0155	—
	w/ 3 Joint Shaft; w/ 1.375in. OD Brg., Overall Length 4.964in.....	2	A, I, B	230-0155	—



Year	Make and Model	Diagram	Location	Standard	Performance
GMC: 5000 & W5 TILT CAB (Cont.)					
1991-88	From 11/87 - Thru 1/91				
	w/ 2 Joint Shaft; w/ 1.378in. OD Brg., Overall Length 4.092in.	1	A, B	220-0062	—
	w/ 3 Joint Shaft; w/ 1.378in. OD Brg., Overall Length 4.092in.	2	A, I, B	220-0062	—
HINO: FD5H, FD17, FE17, FF17, GC17, SF17					
1997-84	w/ 2 Joint Shaft.	1	A, B	220-0064	—
	w/ 3 Joint Shaft.	2	A, I, B	220-0064	—
	w/ 4 Joint Shaft; w/ 1.575in. OD Brg.	3	A, I, I, B	220-0064	—
HINO: FE5H, FF4H, FF5H					
1997-95	w/ 3 Joint Shaft.	2	A, I, B	240-0460	—
	w/ 4 Joint Shaft; w/ 1.625in. OD Brg.	3	A, I, I, B	240-0460	—
HONDA: PASSPORT					
2002-98	w/ 2 Joint Shaft.	1	A, B	210-0153	215-0153
1997-94	w/ 3 Joint Shaft.	2	A, I, B	210-0153	215-0153
	▲ Clamp Kit 260-0443 - Fits {210-0153}				
INFINITI: QX4					
2003-01	All Models	1	A,B	220-0029	215-0029
INFINITI: QX56					
2006-04	All Models	2	A,I,B	210-0178	215-0178
INTERNATIONAL: TRAVELALL & PICKUP (100, 110, 120, 900, 1000, 1100, 1200)					
1976-70	w/ 2 Joint Shaft.	1	A, B	210-0153	215-0153
	w/ 3 Joint Shaft.	2	A, I, B	210-0153	215-0153
	▲ U-Bolt Kit 260-0121 - Fits {210-0153}				
1969-59	w/ 2 Joint Shaft.	1	A, B	210-1200	215-1200
	w/ 3 Joint Shaft.	2	A, I, B	210-0153	215-0153
1959-57	A100.	1	A, B	210-1200	215-1200
	A110, A120; w/ Auto. Trans.	1	A	210-2011	—
	1	B	210-2031	—
	A110, A120; w/ Manual Trans.	1	A	210-2033	—
	1	B	210-2031	—
1957-55	S100.	2	A, I, B	210-0153	215-0153
	S110, S120; w/ T-26 Trans.	1	A	210-2011	—
	1	B	210-2031	—
	S110, S120; Exc. T-26 Trans.	1	A	210-2033	—
	1	B	210-2031	—
	SA120.	1	A, B	210-0153	215-0153
INTERNATIONAL: 130, 1300 SERIES (EXC. METRO TRUCKS)					
1977-70	w/ 2 Joint Shaft.	1	A, B	210-0153	215-0153
	w/ 3 Joint Shaft.	2	A, I, B	210-0153	215-0153
	▲ U-Bolt Kit 260-0121 - Fits {210-0153}				
1969-59	w/ Inside Lock Rings.	1	A, B	210-1200	215-1200
	w/ Outside Lock Rings.	2	A, I, B	210-0153	215-0153
INTERNATIONAL: 150, 200, 500, 1500					
1977-59	w/ Inside Lock Rings.	2	A, I, B	210-1205	—
	w/ Outside Lock Rings.	2	A, I, B	210-0178	215-0178
INTERNATIONAL: M SERIES VAN (EXC. METRO TRUCKS & STEP VANS)					
1979-66	M-1200, MA-1200, & MS-1210; w/ RA-15 Axle.	2	A, I, B	210-1205	—
	M-1200, MA-1200, & MS-1210; w/ RA-16 or RA-17 Axle.	2	A, I, B	210-1200	215-1200
1977-66	M-1400, M-1500, MA-1500 & MS-1510.	2	A, I, B	210-1205	—
1972-66	M-700, M-800 & M-1100.	2	A, I, B	210-0153	215-0153
	▲ U-Bolt Kit 260-0121 - Fits {210-0153}				
1966-55	AM-130 & AM-140.	2	A, I, B	210-0153	215-0153
	▲ U-Bolt Kit 260-0121 - Fits {210-0153}				

2WD TRUCKS

UNIVERSAL JOINTS



Diagram 1

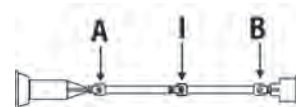
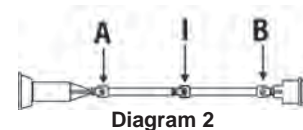
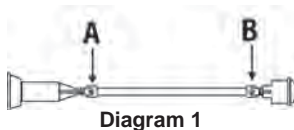


Diagram 2

2WD TRUCKS

Year	Make and Model	Diagram	Location	Standard	Performance
INTERNATIONAL: M SERIES VAN (EXC. METRO TRUCKS & STEP VANS) (Cont.)					
1965-60	CM-75.....	1	A, B	210-1200	215-1200
	CM-80; Exc. A-55 Engine.....	1	A, B	210-1200	215-1200
	CM-80; w/ A-55 Engine.....	1	A, B	NA	—
	CM-110.....	1	A, B	210-1200	215-1200
1965-57	AM-80.....	1	A, B	NA	—
1965-55	AM-120.....	1	A, B	210-0153	215-0153
	▲ U-Bolt Kit 260-0121 - Fits {210-0153} AM-150; w/ Cleveland Joints.....	2	A, I, B	210-1205	—
	AM-150; w/ Mechanics Joints and T-25 or T-26 Trans.....	2	A, I	230-4015	—
	2	B	230-4014	—
	AM-150; w/ Mechanics Joints and Other Trans.....	2	A	230-4016	—
	2	I	230-4015	—
	2	B	230-4014	—
	AM-150; w/ Spicer Joints Outside Lock Rings.....	2	A, I, B	210-0178	215-0178
1955-53	RM-160.....	2	A, I, B	210-0178	215-0178
1955-49	LM-120, RM-120; w/ Inside Lock Rings.....	2	A	230-4016	—
	2	I	230-4015	—
	2	B	230-4014	—
	LM-120, RM-120; w/ Outside Lock Rings.....	1	A, B	210-0153	215-0153
	LM-150, RM-150; w/ Inside Lock Rings.....	2	A	230-4016	—
	2	I	230-4015	—
	2	B	230-4014	—
	LM-150, RM-150; w/ Outside Lock Rings.....	2	A, I, B	210-0178	215-0178
INTERNATIONAL: SCOUT, SCOUT II, TERRA, TRAVELER (80, 800 SERIES)					
1981-70	All.....	1	A, B	210-0153	215-0153
	▲ U-Bolt Kit 260-0121 - Fits {210-0153}				
1969	All.....	1	A, B	NA	—
1968-66	All.....	1	A, B	210-1200	215-1200
1965-61	All.....	1	A, B	210-2140	—
ISUZU: AMIGO					
2000-98	All.....	1	A, B	210-0153	215-0153
1995-89	All.....	1	A, B	220-0052	215-0052
ISUZU: ASCENDER					
2006-03	All Models.....	1	A, B	210-3105	215-3105
ISUZU: AXIOM					
2004-02	All Models.....	1	A, B	210-0153	215-0153
ISUZU: HOMBRE PICKUP					
2000-96	Single Cab.....	1	A, B	210-3105	215-3105
	Extended Cab.....	2	A, I, B	210-3105	215-3105
	▲ Clamp Kit 260-4105 - Fits {210-3105}				
ISUZU: i-280					
2006	All Models; With 2-Joint Shaft.....	1	A	210-1203	215-1203
	1	B	240-0231	215-4009
	All Models; With 3-Joint Shaft.....	2	A, I	210-1203	215-1203
	2	B	240-0231	215-4009
ISUZU: PICKUP					
1995-90	American Built Models; Vin Starts 4S1 (From 1/90)				
	Standard Bed; On 105.6in. WB.....	1	A, B	210-0153	215-0153
	Long bed; 119.2in. WB.....	2	A, I, B	210-0153	215-0153
	▲ Clamp Kit 260-0443 - Fits {210-0153}				
	Japanese Built Models; VIN Starts JAA (From 1/90)				
	Standard Bed; On 105.6in. WB.....	1	A, B	220-0052	215-0052
	Long Bed or Space Cab; w/ 119.2in. WB.....	2	A, I, B	220-0052	215-0052
1990-88	From 12/87 - Thru 12/89				
	Standard Bed; On 105.6in. WB.....	1	A, B	220-0052	215-0052
	Long Bed or Space Cab; 119.2in. WB.....	2	A, I, B	220-0052	215-0052



Year	Make and Model	Diagram	Location	Standard	Performance
ISUZU: PICKUP (Cont.)					
1988-86	1.9L Gas & 2.2L Non-Turbo Diesel (Thru 11/87)				
	Standard Bed; On 104.3in. WB.	1	A, B	220-0500	215-0500
	Long Bed or Space Cab; On 117.9in. WB.	2	A, I, B	220-0500	215-0500
	2.3L Gas & 2.2L Turbo Diesel (Thru 11/87)				
	Standard Bed; On 104.3in. WB.	1	A	220-0500	215-0500
	Long Bed or Space Cab; On 117.9in. WB.	1	B	220-0052	215-0052
	Long Bed or Space Cab; On 117.9in. WB.	2	A, I	220-0500	215-0500
	Long Bed or Space Cab; On 117.9in. WB.	2	B	220-0052	215-0052
	1985-81 Standard Bed; On 104.3in. WB.	1	A, B	220-0500	215-0500
	Long Bed; 117.9in. WB.	2	A, I, B	220-0500	215-0500
ISUZU: RODEO, RODEO SPORT					
2004-98	Rodeo	1	A,B	210-0153	215-0153
2003-01	Rodeo Sport	1	A,B	210-0153	215-0153
1997-91	All.	2	A, I, B	210-0153	215-0153
	▲ Clamp Kit 260-0443 - Fits {210-0153}				
ISUZU: TROOPER					
2002-00	All Models	2	A,I,B	220-0411	---
ISUZU: ELF 150, 250, 350 (INCL. MYPACK)					
1980-67	w/ 2 Joint Shaft.	1	A, B	220-0052	215-0052
	w/ 3 Joint Shaft.	2	A, I, B	220-0052	215-0052
ISUZU: KS22, NPR (INCL. FLATFLOW)					
1995-92	Diesel - From 8/92				
	w/ 2 Joint Shaft.	1	A, B	220-0066	—
	w/ 3 Joint Shaft.	2	A, I, B	220-0066	—
	Gas - From 8/92				
	w/ 2 Joint Shaft.	1	A, B	210-0160	215-0160
	w/ 3 Joint Shaft.	2	A, I, B	210-0160	215-0160
1992-86	Thru 7/92				
	w/ 2 Joint Shaft.	1	A, B	220-0066	—
	w/ 3 Joint Shaft.	2	A, I, B	220-0066	—
ISUZU: NRR, FRR					
1995-94	From 2/94				
	w/ 2 Joint Shaft; w/ 1.625in. OD Brg.	1	A, B	240-0460	—
	w/ 3 Joint Shaft; w/ 1.625in. OD Brg.	2	A, I, B	240-0460	—
1994-91	From 2/91 - Thru 1/94				
	w/ 2 Joint Shaft; w/ 1.375in. OD Brg., Overall Length 4.964in.	1	A, B	230-0155	—
	w/ 3 Joint Shaft; w/ 1.375in. OD Brg., Overall Length 4.964in.	2	A, I, B	230-0155	—
1991-88	From 11/87 - Thru 1/91				
	w/ 2 Joint Shaft; w/ 1.378in. OD Brg., Overall Length 4.092in.	1	A, B	220-0062	—
	w/ 3 Joint Shaft; w/ 1.378in. OD Brg., Overall Length 4.092in.	2	A, I, B	220-0062	—
JEEP: ALL MODELS					
1960-57	w/ Outside Lock Rings.	1	A, B	210-0153	215-0153
JEEP: CHEROKEE					
2006-85	All Models	1	A,B	210-0153	215-0153
	▲ Clamp Kit 260-0443 - Fits {210-0153}				
1984-75	w/ Inside Lock Rings.	1	A, B	210-1306	215-1306
	w/ Outside Lock Rings.	1	A, B	210-0153	215-0153
	▲ Clamp Kit 260-0266 - Fits {210-1307}				
	▲ U-Bolt Kit 260-0121 - Fits {210-0153}				
1974-70	All.	1	A, B	210-0153	215-0153
	▲ U-Bolt Kit 260-0121 - Fits {210-0153}				

2WD TRUCKS

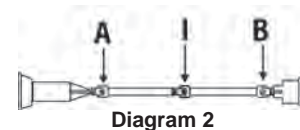
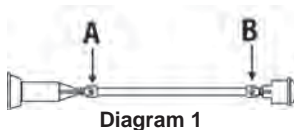
UNIVERSAL JOINTS



Diagram 1

2WD TRUCKS

Year	Make and Model	Diagram	Location	Standard	Performance
JEEP: CJ SERIES					
1986-85	All.....	1	A, B	210-0153	215-0153
1984-75	w/ Inside Lock Rings.....	1	A, B	210-1306	215-1306
	w/ Outside Lock Rings.....	1	A, B	210-0153	215-0153
	▲ Clamp Kit 260-0266 - Fits {210-1306}				
	▲ U-Bolt Kit 260-0121 - Fits {210-0153}				
1974-66	All.....	1	A, B	210-0153	215-0153
	▲ U-Bolt Kit 260-0121 - Fits {210-0153}				
JEEP: COMANCHE					
1992-86	All.....	1	A, B	210-0153	215-0153
JEEP: COMMANDO					
1967-66	All.....	1	A, B	210-0153	215-0153
	▲ U-Bolt Kit 260-0121 - Fits {210-0153}				
JEEP: DISPATCHER					
1967-61	w/ Inside Lock Rings.....	1	A, B	210-1306	215-1306
	w/ Outside Lock Rings.....	1	A, B	210-0153	215-0153
	▲ Clamp Kit 260-0266 - Fits {210-1306}				
	▲ U-Bolt Kit 260-0121 - Fits {210-0153}				
JEEP: DJ5, DJ6					
1974-66	All.....	1	A, B	210-0153	215-0153
	▲ U-Bolt Kit 260-0121 - Fits {210-0153}				
JEEP: FC150, FC170					
1965-63	w/ Outside Lock Rings.....	1	A, B	210-0153	215-0153
	▲ U-Bolt Kit 260-0121 - Fits {210-0153}				
JEEP: GLADIATOR					
1965-63	All.....	1	A, B	210-0153	215-0153
	▲ U-Bolt Kit 260-0121 - Fits {210-0153}				
JEEP: GRAND CHEROKEE					
2006-93	All Models.....	1	A,B	210-0153	215-0153
	▲ Clamp Kit 260-0443 - Fits {210-0153}				
JEEP: GRAND WAGONEER					
1991-85	All.....	1	A, B	210-0153	215-0153
	▲ Clamp Kit 260-0443 - Fits {210-0153}				
1984	w/ Inside Lock Rings.....	1	A, B	210-1306	215-1306
	w/ Outside Lock Rings.....	1	A, B	210-0153	215-0153
	▲ Clamp Kit 260-0266 - Fits {210-1306}				
	▲ U-Bolt Kit 260-0121 - Fits {210-0153}				
JEEP: J SERIES					
1988-85	All.....	1	A, B	210-0153	215-0153
	▲ Clamp Kit 260-0443 - Fits {210-0153}				
1984-75	w/ Inside Lock Rings.....	1	A, B	210-1306	215-1306
	w/ Outside Lock Rings.....	1	A, B	210-0153	215-0153
	▲ Clamp Kit 260-0266 - Fits {210-1306}				
	▲ U-Bolt Kit 260-0121 - Fits {210-0153}				
1974-63	All.....	1	A, B	210-0153	215-0153
	▲ U-Bolt Kit 260-0121 - Fits {210-0153}				
JEEP: JEEPSTER					
1973-66	All.....	1	A, B	210-0153	215-0153
	▲ U-Bolt Kit 260-0121 - Fits {210-0153}				



Year	Make and Model	Diagram	Location	Standard	Performance
JEEP: LIBERTY					
2006-04	All Models	1	A,B	210-0153	215-0153
2003	All Models; w/3 1/2" Yokes	1	A,B	210-0153	215-0153
	All Models; w/4" Yokes	1	A,B	210-0213	215-1203
2002	All Models; 2.4 L-4	1	A,B	210-0153	215-0153
	All Models; 3.7 V-6 with Auto. Trans.	1	B	210-0153	215-0153
	1	A	210-0213	215-1203
	All Models; 3.7 V-6 with Man. Trans.	1	A,B	210-0213	215-1203
	▲ Clamp Kit 260-0443 - Fits {210-0153}				
JEEP: SCRAMBLER					
1985	All.	1	A, B	210-0153	215-0153
	▲ Clamp Kit 260-0443 - Fits {210-0153}				
1984-81	w/ Inside Lock Rings.	1	A, B	210-1306	215-1306
	w/ Outside Lock Rings.	1	A, B	210-0153	215-0153
	▲ Clamp Kit 260-0266 - Fits {210-1306}				
	▲ U-Bolt Kit 260-0121 - Fits {210-0153}				
JEEP: UNIVERSAL					
1967-61	w/ Outside Lock Rings.	1	A, B	210-0153	215-0153
JEEP: WAGONEER					
1990-85	All.	1	A, B	210-0153	215-0153
	▲ Clamp Kit 260-0443 - Fits {210-0153}				
1984-75	w/ Inside Lock Rings.	1	A, B	210-1306	215-1306
	w/ Outside Lock Rings.	1	A, B	210-0153	215-0153
	▲ Clamp Kit 260-0266 - Fits {210-1306}				
	▲ U-Bolt Kit 260-0121 - Fits {210-0153}				
1974-70	All.	1	A, B	210-0153	215-0153
	▲ U-Bolt Kit 260-0121 - Fits {210-0153}				
1969-66	All.	1	A	NA	—
	1	B	210-1306	215-1306
1965-64	w/ Auto. Trans.	1	A	210-2011	—
	1	B	210-2140	—
	w/ Manual Trans.	1	A, B	210-0153	215-0153
	▲ U-Bolt Kit 260-0121 - Fits {210-0153}				
1963	All.	1	A, B	210-0153	215-0153
JEEP: WRANGLER					
2006-85	All Models	1	A,B	210-0153	215-0153
	▲ Clamp Kit 260-0443 - Fits {210-0153}				
1987-84	w/ Inside Lock Rings.	1	A, B	210-1306	215-1306
	w/ Outside Lock Rings.	1	A, B	210-0153	215-0153
	▲ Clamp Kit 260-0266 - Fits {210-1306}				
	▲ U-Bolt Kit 260-0121 - Fits {210-0153}				
KIA: SPORTAGE					
2002-95	All.	2	A, I, B	220-0009	215-0009
LINCOLN: AVIATOR					
2005-03	All Models	1	A,B	210-0213	215-1203
LINCOLN: BLACKWOOD					
2002	All.	1	A, B	210-0178	215-0178
LINCOLN: MARK LT					
2006	All Models	2	A,I,B	210-0488	---
LINCOLN: NAVIGATOR					
2006-04	All Models; From - 8-2-04	2	I,B	210-0213	215-1203
	2	A	NA	---
2004-02	All Models; From - 3-18-02 thru 8-1-04	1	B	210-0178	215-0178
	1	A	NA	---
2002-98	All Models; Thru - 3-17-02.	1	A,B	210-0178	215-0178

2WD TRUCKS

UNIVERSAL JOINTS



Diagram 1

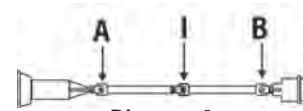
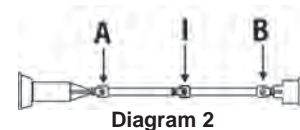
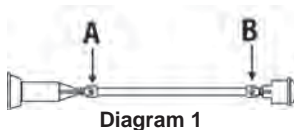


Diagram 2

2WD TRUCKS

Year	Make and Model	Diagram	Location	Standard	Performance
MAZDA: 1000, 1200, 1300 PICKUP					
1979-69	w/ 2 Joint Shaft.....	1	A, B	220-0007	—
	w/ 3 Joint Shaft.....	2	A, I, B	220-0007	—
MAZDA: B1600 PICKUP					
1977-72	w/ 2 Joint Shaft.....	1	A, B	220-0006	215-0006
	w/ 3 Joint Shaft.....	2	A, I, B	220-0006	215-0006
MAZDA: B1800 PICKUP					
1979-78	w/ 2 Joint Shaft.....	1	A, B	220-0006	215-0006
	w/ 3 Joint Shaft.....	2	A, I, B	220-0006	215-0006
MAZDA: B2000 PICKUP					
1987-86	Standard Cab; w/ Short Bed.....	1	A, B	NA	—
	Long Bed or Cab Plus.....	2	A, B	NA	—
		2	I	220-0006	215-0006
1984-71	w/ 2 Joint Shaft.....	1	A, B	220-0006	—
MAZDA: B2200 PICKUP					
1993-87	All.....	2	A, B	NA	—
		2	I	220-0006	215-0006
1984-71	w/ 2 Joint Shaft.....	1	A, B	220-0006	—
MAZDA: B2300, B3000, B4000 PICKUP					
2006-98	All Models.....	1	A,B	210-0213	215-1203
1997-94	Regular Cab.....	1	A, B	210-0153	215-0153
	Cab Plus.....	2	A, I, B	210-0153	215-0153
	▲ Clamp Kit 260-0443 - Fits {210-0153}				
MAZDA: B2600 PICKUP					
1993-87	All.....	2	A, B	NA	—
		2	I	220-0006	215-0006
MAZDA: NAVAJO					
1994-92	All.....	1	A, B	210-0153	215-0153
MAZDA: PICK UP					
2006-98	All Models.....	1	A,B	210-0213	215-1203
MAZDA: ROTARY PICKUP					
1977-74	w/ 2 Joint Shaft.....	1	A, B	220-0006	215-0006
	w/ 3 Joint Shaft.....	2	A, I, B	220-0006	215-0006
MERCURY: MOUNTAINEER					
2006-97	All Models.....	1	A,B	210-0213	215-1203
MINI: COOPER S					
MITSUBISHI: MIGHTY MAX PICKUP					
1996-90	Standard Model; w/ Auto. Trans.....	1	A, B	220-0081	215-0081
	Standard Model; w/ Manual Trans.....	1	A, B	220-0088	215-0088
	Long Bed or Macrocab; w/ Auto. Trans.....	2	A, I, B	220-0081	215-0081
	Long Bed or Macrocab; w/ Manual Trans.....	2	A, I, B	220-0088	215-0088
1989	Standard Model; 2.0L.....	1	A, B	220-0081	215-0081
	Standard Model; 2.6L.....	1	A, B	220-0088	215-0088
	Long Bed or Macrocab; w/ Auto. Trans.....	2	A, I, B	220-0081	215-0081
	Long Bed or Macrocab; w/ Manual Trans.....	2	A, I, B	220-0088	215-0088
1988-87	Standard Model; 2.0L.....	1	A, B	220-0081	215-0081
	Standard Model; 2.6L.....	1	A, B	220-0088	215-0088
	Long Bed or Macrocab.....	2	A, I, B	220-0088	215-0088
1986-83	2.0L.....	2	A, I, B	220-0081	215-0081
	2.3L or 2.6L.....	2	A, I, B	220-0088	215-0088
MITSUBISHI: MONTERO SPORT					
2004-03	All Models; With 3.0 Liter V-6.....	2	A,I,B	220-0093	215-0093
	All Models; With 3.5 Liter V-6.....	2	I,I	220-0093	215-0093
		2	A	NR	---



Year	Make and Model	Diagram	Location	Standard	Performance
MITSUBISHI: MONTERO SPORT (Cont.)					
2002-00	3.0L V-6.....	2	A, I, B	220-0093	215-0093
	3.5L V-6.....	2	A	NA	—
		2	I, B	220-0093	215-0093
1999-97	2.4L L-4.....	2	A, I, B	220-0088	215-0088
	3.0L V-6.....	2	A, I, B	220-0093	215-0093
MITSUBISHI: RAIDER					
2006	All Models; With 2-Joint Shaft.....	1	A,B	210-0213	215-1203
	All Models; With 3-Joint Shaft.....	2	A,I,B	210-0213	215-1203
MITSUBISHI: VAN					
1990-88	All.....	1	A, B	220-0088	215-0088
1987	From 4/87.....	1	A, B	220-0088	215-0088
	Thru 3/87.....	1	A, B	220-0081	215-0081
NISSAN: FRONTIER					
2006-05	All Models.....	2	A,I,B	210-0213	215-1203
2004-00	3.3L V-6.....	2	A, I, B	210-0153	215-0153
2004-98	2.4L L-4.....	2	A, I, B	210-0153	215-0153
NISSAN: PICKUP					
1997-95	American Built; Vin Starts 1N6				
	All.....	2	A, I, B	210-0153	215-0153
1994-86	American Built V-6; Vin Starts 1N6				
	Standard Body.....	1	A, B	210-0153	215-0153
	Long Body or King Cab.....	2	A, I, B	210-0153	215-0153
	▲ Clamp Kit 260-0443 - Fits {210-0153}				
	4 Cyl. Models Use Non-replaceable Staked-type U-joints				
1986-65	w/ 2 Joint Shaft; Thru 10/85.....	1	A, B	220-0027	215-0027
	w/ 3 Joint Shaft; Thru 10/85.....	2	A, I, B	220-0027	215-0027
NISSAN: PATHFINDER					
2006-05	All Models.....	1	A,B	210-0213	215-1203
2004-01	All Models.....	1	A,B	220-0029	215-0029
2000-89	All Models.....	2	A,I,B	220-0088	215-0088
NISSAN: PATHFINDER ARMADA					
2006-04	All Models.....	2	A,I,B	210-0178	215-0178
NISSAN: TITAN					
2006-04	All Models.....	2	A,I,B	210-0178	215-0178
OLDSMOBILE: BRAVADA					
2004-02	All Models.....	1	A,B	210-3105	215-3105
	▲ Clamp Kit 260-1204 - Fits {210-3105}				
PLYMOUTH: ARROW PICKUP					
1982-79	2.0L.....	1	A, B	220-0081	215-0081
	2.6L.....	1	A, B	220-0088	215-0088
PLYMOUTH: TRAILDUSTER					
1981-75	w/ 2-1/8in. Yoke.....	1	A, B	210-1306	215-1306
	w/ 2-5/8in. Yoke.....	1	A, B	210-1309	215-1309
	▲ Clamp Kit 260-0266 - Fits {210-1306}				
STUDEBAKER: 1/2, 3/4 & 1 TON TRUCKS					
1966-49	w/ 2 Joint Shaft; w/ Inside Lock Rings.....	1	A, B	210-1200	215-1200
	w/ 2 Joint Shaft; w/ Outside Lock Rings.....	1	A, B	210-0153	215-0153
	w/ 3 Joint Shaft; w/ Inside Lock Rings.....	2	A, I, B	210-1200	215-1200
	w/ 3 Joint Shaft; w/ Outside Lock Rings.....	2	A, I, B	210-0153	215-0153

2WD TRUCKS

UNIVERSAL JOINTS



Diagram 1

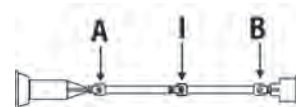
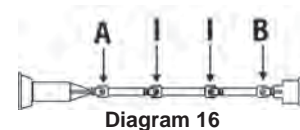
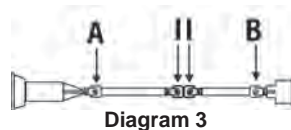
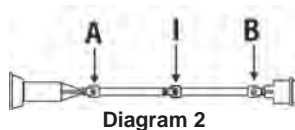
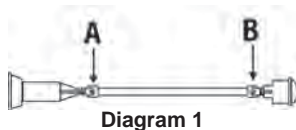


Diagram 2

2WD TRUCKS

Year	Make and Model	Diagram	Location	Standard	Performance
SUZUKI: GRAND VITARA					
2006	All Models	1	A,B	220-0191	---
2005-98	All Models; With Auto. Trans.	1	A,B	220-0081	215-0081
	All Models; With Manual Trans.	1	A,B	220-0191	---
SUZUKI: SIDEKICK					
1998-91	All	1	A, B	220-0081	215-0081
SUZUKI: VITARA					
2004-98	All Models	1	A,B	220-0081	215-0081
SUZUKI: XL-7					
2006-01	All Models	1	A	220-0191	---
TOYOTA: 4 RUNNER					
2006-90	All Models	1	A,B	220-0021	215-0021
TOYOTA: PICKUP					
1995-92	Regular Cab; w/ Standard Bed				
	w/ Inside Lock Rings	1	A, B	220-0021	215-0021
	w/ Outside Lock Rings	1	A, B	210-0153	215-0153
1995-89	Exc. Regular Cab; w/ Standard Bed				
	All	2	A, I, B	220-0021	215-0021
1991-89	Regular Cab; w/ Standard Bed				
	All	1	A, B	220-0021	215-0021
1988-84	Exc. 4 Speed Manual Trans.				
	w/ 2 Joint Shaft	1	A, B	220-0021	215-0021
	w/ 3 Joint Shaft	2	A, I, B	220-0021	215-0021
	w/ 4 Speed Manual Trans.				
	w/ 2 Joint Shaft	1	A, B	220-0012	215-0012
	w/ 3 Joint Shaft	2	A, I, B	220-0012	215-0012
1983-79	1/2 Ton				
	w/ 2 Joint Shaft	1	A, B	220-0021	215-0021
	w/ 3 Joint Shaft	2	A, I, B	220-0021	215-0021
	Exc. 1/2 Ton				
	w/ 2 Joint Shaft	1	A, B	220-0012	215-0012
	w/ 3 Joint Shaft	2	A, I, B	220-0012	215-0012
1977-67	Hiace				
	All	1	A, B	220-0012	215-0012
1978-68	Hilux				
	All	2	A, I, B	220-0012	215-0012
1977-67	Stout 1750 & 2000				
	All	2	A, I, B	220-0020	215-0020
1973-67	Stout 1000				
	All	2	A, I, B	220-0014	215-0014
TOYOTA: PREVIA					
1992-91	w/ Auto. Trans.	1	A, B	220-0021	215-0021
TOYOTA: SEQUOIA					
2006	All Models	1	A,B	220-0021	215-0021
2004-01	All Models	1	A,B	210-0153	215-0153
TOYOTA: T100					
1998-97	All	2	A, I, B	210-0153	215-0153
1996-93	w/ Inside Lock Rings	2	A, I, B	220-0021	215-0021
	w/ Outside Lock Rings	2	A, I, B	210-0153	215-0153
TOYOTA: TACOMA (Includes Prerunner & S-Runner)					
2006-05	Access Cab & Double Cab	2	A,I,B	210-1203	215-1203
	Regular Cab	1	A,B	210-1203	215-1203



Year	Make and Model	Diagram	Location	Standard	Performance	
TOYOTA: TACOMA (Includes Prerunner & S-Runner) (Cont.)						
2004-01	Extra Cab & Dbl Cab PreRunner & S-Runner; At Center Bearing	2	I,I	NA	---	
	Extra Cab & Dbl Cab PreRunner & S-Runner; At Rear Axle	2	B	220-0021	215-0021	
	Extra Cab & Dbl Cab PreRunner & S-Runner; At Transmission	2	A	220-0021	215-0021	
	Extra Cab (Except PreRunner & S-Runner)	2	A,I,B	220-0021	215-0021	
	Regular Cab; At Rear Axle with Inside Lock Rings	16	B	220-0021	215-0021	
	Regular Cab; At Rear Axle with Outside Lock Rings	16	B	210-0153	215-0153	
	Regular Cab; At Transmission	16	A,A	NA	---	
	2000-99	Extra Cab (Except PreRunner)	2	A,I,B	220-0021	215-0021
		Extra Cab PreRunner; At Center Bearing	2	I,I	NA	---
		Extra Cab PreRunner; At Rear Axle	2	B	220-0021	215-0021
Extra Cab PreRunner; At Transmission		2	A	220-0021	215-0021	
Regular Cab (Except PreRunner); With Inside Lock Rings		1	A,B	220-0021	215-0021	
Regular Cab (Except PreRunner); With Outside Lock Rings		1	A,B	210-0153	215-0153	
1998-95	Regular Cab PreRunner	16	B	220-0021	215-0021	
	Regular Cab	16	A,A	NA	---	
	Exc. Pre-Runner & S-Runner; w/ Inside Lock Rings	1	A, B	220-0021	215-0021	
	Exc. Pre-Runner & S-Runner; w/ Outside Lock Rings	1	A, B	210-0153	215-0153	
	Pre-Runner & S-Runner	16	A, A	NA	---	
	Pre-Runner & S-Runner	16	B	220-0021	215-0021	
	Extra Cab					
	Pre-Runner & S-Runner	3	A, B	220-0021	215-0021	
	Pre-Runner & S-Runner	3	I, I	NA	---	
TOYOTA: TUNDRA						
2004-00	All Models	2	A,I,B	210-0153	215-0153	
TOYOTA: VAN						
1985-84	All	1	A, B	220-0013	215-0013	
U.S. POSTAL TRUCK: (LLV by GM)						
1995-87	All	1	A, B	210-3105	215-3105	
	▲ Clamp Kit 260-4105 - Fits {210-3105}					
VOLVO: F6, FE6, FT6						
1990-80	w/ 1480 Series Driveline					
	w/ 2 Joint Shaft; w/ Outside Lock Ring Type Brgs., 1-3/8in. OD	1	A, B	230-0188	---	
	w/ 3 Joint Shaft; w/ Outside Lock Ring Type Brgs., 1-3/8in. OD	2	A, I, B	230-0188	---	
	w/ 1500 Series Driveline					
	w/ 2 Joint Shaft; w/ Outside Lock Ring Type Brgs., 1-9/16in. OD	1	A, B	220-3500	---	
	w/ 3 Joint Shaft; w/ Outside Lock Ring Type Brgs., 1-9/16in. OD	2	A, I, B	220-3500	---	
	w/ 1600 Series Driveline					
	w/ 2 Joint Shaft; w/ 2 Bolt Plate Type Brgs., 1-7/8in. OD	1	A, B	230-0279	---	
w/ 3 Joint Shaft; w/ 2 Bolt Plate Type Brgs., 1-7/8in. OD	2	A, I, B	230-0279	---		
VOLVO: NL10						
1998-90	w/ 1810 Series Driveline					
	w/ 2 Joint Shaft; w/ 2 Bolt Welded Plate Type Brgs., 1-15/16in. OD	1	A, B	230-0281	---	
	w/ 3 Joint Shaft; w/ 2 Bolt Welded Plate Type Brgs., 1-15/16in. OD	2	A, I, B	230-0281	---	

2WD TRUCKS

UNIVERSAL JOINTS

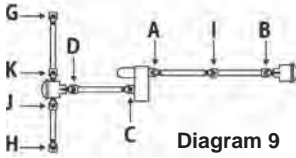


Diagram 9

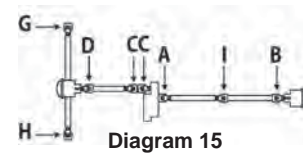
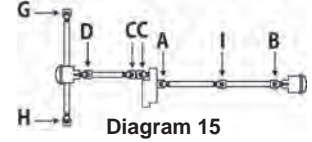
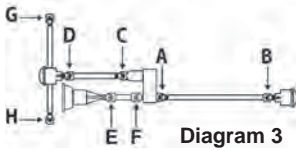


Diagram 15

Year	Make and Model	Diagram	Location	Standard	Performance
ACURA: SLX					
1999-98	Front Shaft	9	C, D	220-0052	215-0052
	Rear Shaft	9	A, B	220-0411	—
1997-96	Front Shaft	9	C, D	220-0052	215-0052
	Rear Shaft	9	A, I, B	220-0052	215-0052
BUICK: RAINIER					
2006-04	All Models; Front Shaft - At Front Axle	9	D	210-0350	215-1200
	All Models; Front Shaft - At Transfer Case	9	C	NR	NR
	All Models; Rear Shaft	9	A, B	210-3105	215-3105
CADILLAC: ESCALADE					
2006-90	All Models; Front Shaft	9	C, D	210-3105	215-3105
	All Models; Rear Shaft	9	A, B	210-3105	215-3105
	▲ Clamp Kit 260-4105 - Fits {210-3105}				
CHEVROLET: ASTRO					
2005-03	All Models; Front Shaft	9	D	210-3105	215-3105
		9	C	NR	NR
	All Models; Rear Shaft	9	A, B	210-3105	215-3105
2002-90	All Models; Front Shaft	9	D	210-3105	215-3105
		9	C	NR	NR
	All Models; Rear Shaft	9	B	210-0178	215-0178
		9	A	210-3105	215-3105
	▲ Clamp Kit 260-0160 - Fits {210-0178}				
CHEVROLET: AVALANCHE 1500 1/2 TON					
2006-01	All Models; Front Shaft	9	C, D	210-3105	215-3105
	All Models; Rear Shaft	9	A, B	210-3105	215-3105
	▲ Clamp Kit 260-4105 - Fits {210-3105}				
CHEVROLET: AVALANCHE 2500 3/4 TON					
2006-00	All Models; Front Shaft	9	C, D	210-3105	215-3105
	All Models; Rear Shaft - With 6.0 V-8	9	A, B	210-0178	215-0178
	All Models; Rear Shaft - With 8.1 V-8	9	A, B	210-0160	215-0160
	▲ Clamp Kit 260-4178 - Fits {210-0160} & {210-0178}				
	▲ Clamp Kit 260-4105 - Fits {210-3105}				
CHEVROLET: BLAZER (FULL SIZE)					
2003-97	Front Shaft	9	C, D	210-3105	215-3105
	Rear Shaft	9	A, B	210-3105	215-3105
	▲ Clamp Kit 260-4105 - Fits {210-3105}				
1996-94	Front Shaft - Exc. Turbo Diesel	9	C, D	210-3105	215-3105
	- Turbo Diesel	9	C	210-0213	215-0354
		9	D	240-0231	215-4009**
	Rear Shaft	9	A, B	210-3105	215-3105
	▲ Clamp Kit 260-4105 - Fits {240-0231} & {210-3105}				
1993-92	Front Shaft	9	C, D	210-3105	215-3105
	Rear Shaft	9	A, B	210-3105	215-3105
	▲ Clamp Kit 260-4105 - Fits {210-3105}				
1991-82	Front Shaft	15	C, C	210-3105	215-3105
		15	D	210-0153	215-0153
	▲ Ball Seat Kit 260-1200				
	▲ Flange Yoke 260-0626				
	▲ H Yoke 260-0646				
	▲ Weld Yoke 260-0636				
	Rear Shaft - Exc. 4 Speed Manual Trans.	15	A, B	210-3105	215-3105
	- w/ 4 Speed Manual Trans.	15	A, B	210-0178	215-0178
	Front Axle Joints	15	G, H	210-0297	215-0297
	▲ Clamp Kit 260-0153 - Fits {210-0153}				
	▲ Clamp Kit 260-4178 - Fits {210-0178}				
	▲ Clamp Kit 260-4105 - Fits {210-3105}				

4WD TRUCKS



Year	Make and Model	Diagram	Location	Standard	Performance
CHEVROLET: BLAZER (FULL SIZE) (Cont.)					
1981-79	Front Shaft.....	15	C, C	210-3105	215-3105
	15	D	210-0153	215-0153
	▲ Ball Seat Kit 260-1200				
	▲ Flange Yoke 260-0626				
	▲ H Yoke 260-0646				
	▲ Weld Yoke 260-0636				
1981-79	Rear Shaft.....	15	A, B	210-0153	215-0153
	Front Axle Joints.....	15	G, H	210-0297	215-0297
	▲ Clamp Kit 260-0153 - Fits {210-0153}				
1978	Front Shaft - w/ Inside Lock Rings.....	15	C, C	210-3105	215-3105
	15	D	210-0153	215-0153
	▲ Ball Seat Kit 260-1200				
	▲ Flange Yoke 260-0626				
	▲ H Yoke 260-0646				
	▲ Weld Yoke 260-0636				
	Front Shaft - w/ Outside Lock Rings.....	15	C, C	210-0278	215-0278
	15	D	210-0153	215-0153
	▲ Centering Yoke 260-0782				
	▲ H Yoke 260-0647				
	▲ Weld Yoke 260-0637				
	Rear Shaft.....	15	A, B	210-0153	215-0153
	Front Axle Joints.....	15	G, H	210-0297	215-0297
	▲ Clamp Kit 260-0153 - Fits {210-0153}				
1977-73	Front Shaft.....	15	C, C	210-0278	215-0278
	15	D	210-0153	215-0153
	▲ Centering Yoke 260-0782				
	▲ H Yoke 260-0647				
	▲ Weld Yoke 260-0637				
	Rear Shaft.....	15	A, B	210-0153	215-0153
	Front Axle Joints.....	15	G, H	210-0297	215-0297
	▲ Clamp Kit 260-0153 - Fits {210-0153}				
1972	Front Shaft.....	15	C, C	210-0278	215-0278
	15	D	210-0153	215-0153
	▲ Centering Yoke 260-0782				
	▲ H Yoke 260-0647				
	▲ Weld Yoke 260-0637				
	Rear Shaft.....	15	A, B	210-0153	215-0153
	Front Axle Joints - Some Early; w/ 1-1/16in. OD Brg.....	15	G, H	210-0260	215-0269
	- Most.....	15	G, H	210-0297	215-0297
	▲ Clamp Kit 260-0153 - Fits {210-0153}				
1971-69	Front Shaft.....	15	C, C	210-0278	215-0278
	15	D	210-0153	215-0153
	▲ Centering Yoke 260-0782				
	▲ H Yoke 260-0647				
	▲ Weld Yoke 260-0637				
	Rear Shaft.....	15	A, B	210-0153	215-0153
	Front Axle Joints.....	15	G, H	210-0260	215-0269
	▲ U-Bolt Kit 260-0121 - Fits {210-0153}				
CHEVROLET: C4500 & C5500 (KODIAK)					
2006-05	All Models; Front Shaft.....	15	D	210-0160	215-0160
	15	C, C	210-0178	215-0178
	All Models; Intermediate Shaft (Transmission to Transfer Case).....	3	E, F	230-0188	---
	All Models; Rear Shaft - With 2 Joint Shaft.....	15	A, B	230-0188	---
	All Models; Rear Shaft - With 3 Joint Shaft.....	15	A, I, B	230-0188	---
	All Models; Rear Shaft - With 4 Joint Shaft.....	15	ALL	230-0188	---
	All Models; Wheel Joint.....	15	G, H	230-0424	---

4WD TRUCKS

UNIVERSAL JOINTS

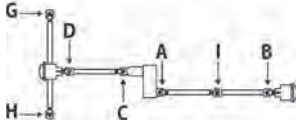


Diagram 4

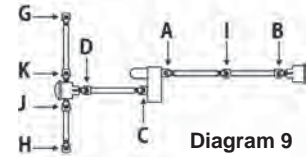


Diagram 9

Year	Make and Model	Diagram	Location	Standard	Performance
CHEVROLET: COLORADO					
2006-04	All Models; Front Shaft - At Front Axle	9	D	210-0153	215-0153
	All Models; Front Shaft - At Transfer Case	9	C	NR	NR
	All Models; Rear Shaft	9	A	210-0213	215-1203
	All Models; Rear Shaft	9	B	240-0231	215-4009
	▲ Clamp Kit 260-0153 - Fits {210-0153}				
	▲ Clamp Kit 260-4105 - Fits {240-0231}				
CHEVROLET: EQUINOX					
2006-05	All Models; Rear Shaft	4	I, B	230-0409	---
CHEVROLET: LUV PICKUP					
	1982-79 Front Shaft	9	C	220-0052	215-0052
		9	D	220-0500	215-0500
	Rear Shaft	9	A, I, B	220-0500	215-0500
CHEVROLET: PICKUP 1/2 TON (10/1500 SERIES) Incl. SILVERADO					
2004-03	Regular Cab				
	Front Shaft	9	C, D	210-3105	215-3105
	Rear Shaft	9	A, B	210-3105	215-3105
	▲ Clamp Kit 260-4105 - Fits {210-3105}				
2006	Crew Cab; Front Shaft	9	C, D	210-3105	215-3105
	Crew Cab; Rear Shaft	9	A, B	210-0178	215-0178
	Extended Cab; Front Shaft	9	C, D	210-3105	215-3105
	Extended Cab; Rear Shaft - Long Bed	9	A, I, B	210-0178	215-0178
	Extended Cab; Rear Shaft - Std. Bed	9	A, B	210-0178	215-0178
	Regular Cab; Front Shaft	9	C, D	210-3105	215-3105
	Regular Cab; Rear Shaft	9	A, B	210-0178	215-0178
2005	Crew Cab (Exc. QuadraSteer); Front Shaft	9	C, D	210-3105	215-3105
	Crew Cab (Exc. QuadraSteer); Rear Shaft - 1 1/16" OD Bearings	9	A	210-0213	215-1203
		9	B	240-0231	215-4009
	Crew Cab (Exc. QuadraSteer); Rear Shaft - 1 3/16" OD Bearings	9	A, B	210-0178	215-0178
	Crew Cab with QuadraSteer; Front Shaft	9	C, D	210-3105	215-3105
	Crew Cab with QuadraSteer; Rear Shaft	9	A, B	210-0178	215-0178
	Extended Cab (Exc. SS and QuadraSteer); Front Shaft	9	C, D	210-3105	215-3105
	Extended Cab (Exc. SS and QuadraSteer); Rear Shaft (Long Bed) - 1 1/16" OD Bearings	9	A, I	210-0213	215-1203
		9	B	240-0231	215-4009
	Extended Cab (Exc. SS and QuadraSteer); Rear Shaft (Long Bed) - 1 3/16" OD Bearings	9	A, I, B	210-0178	215-0178
	Extended Cab (Exc. SS and QuadraSteer); Rear Shaft (Std. Bed) - 1 1/16" OD Bearings	9	A	210-0213	215-1203
		9	B	240-0231	215-4009
	Extended Cab (Exc. SS and QuadraSteer); Rear Shaft (Std. Bed) - 1 3/16" OD Bearings	9	A, B	210-0178	215-0178
	Regular Cab; Front Shaft	9	C, D	210-3105	215-3105
	Regular Cab; Rear Shaft - With Inside Snap Rings	9	A, B	210-3105	215-3105
	Regular Cab; Rear Shaft - With Outside Snap Rings	9	A, B	210-0178	215-0178
	SS or Extended Cab with QuadraSteer; Front Shaft	9	C, D	210-3105	215-3105
	SS or Extended Cab with QuadraSteer; Rear Shaft	9	A, B	210-0178	215-0178
2004-03	SS; Front Shaft	9	C, D	210-3105	215-3105
	SS; Rear Shaft	9	A, B	210-0178	215-0178
2004-02	Crew Cab; Front Shaft	9	C, D	210-3105	215-3105
	Crew Cab; Rear Shaft - 2004	9	A, B	210-0178	215-0178
	Crew Cab; Rear Shaft - 2003-02	9	A, I, B	210-0178	215-0178
	Extended (Except SS); Front Shaft	9	C, D	210-3105	215-3105
	Extended (Except SS); Rear Shaft - Long Bed	9	A, I	210-0213	215-1203
		9	B	240-0231	215-4009
	Extended (Except SS); Rear Shaft - Std. Bed (Exc. QuadraSteer)	9	A	210-0213	215-1203
		9	B	240-0231	215-4009
	Extended (Except SS); Rear Shaft - Std. Bed (With QuadraSteer)	9	A, B	210-0178	215-0178
	Regular Cab; Front Shaft	9	C, D	210-3105	215-3105
	Regular Cab; Rear Shaft	9	A, B	210-3105	215-3105
	▲ Clamp Kit 260-4105 - Fits {210-3105} & {240-0231}				

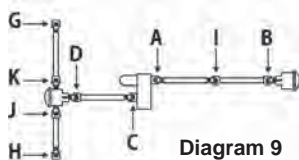


Diagram 9

Year	Make and Model	Diagram	Location	Standard	Performance
CHEVROLET: PICKUP 1/2 TON (10/1500 SERIES) Incl. SILVERADO (Cont.)					
2001-99	Regular Cab				
	Front Shaft	9	C, D	210-3105	215-3105
	Rear Shaft	9	A, B	210-3105	215-3105
	▲ Clamp Kit 260-4105 - Fits {210-3105}				
	Extended Cab or Crew Cab				
	Front Shaft	9	C, D	210-3105	215-3105
	Rear Shaft - Long Bed	9	A, I	210-0213	215-0354
	9	B	240-0231	215-4009**
	- Short Bed	9	A	210-0213	215-0354
	9	B	240-0231	215-4009**
▲ Clamp Kit 260-4105 - Fits {210-3105} & {240-0231}					
1998-97	Regular Cab				
	Front Shaft	9	C, D	210-3105	215-3105
	Rear Shaft	9	A, B	210-3105	215-3105
	▲ Clamp Kit 260-4105 - Fits {210-3105}				
	Extended Cab				
	Front Shaft	9	C, D	210-3105	215-3105
	Rear Shaft - Long Bed; Exc. F44 HD Chassis Pkg.	9	A, I	210-0213	215-0354
	9	B	240-0231	215-4009**
	- Long Bed; w/ F44 HD Chassis Pkg.	9	A, I, B	210-0178	215-0178
	- Short Bed; Exc. Turbo Diesel or F44 HD Chassis Pkg.	9	A	210-0213	215-0354
.	9	B	240-0231	215-4009**	
- Short Bed; w/ Turbo Diesel or F44 HD Chassis Pkg.	9	A, B	210-0178	215-0178	
▲ Clamp Kit 260-4178 - Fits {210-0178}					
▲ Clamp Kit 260-4105 - Fits {210-3105} & {240-0231}					
1996	Regular Cab				
	Front Shaft - Exc. Turbo Diesel	9	C, D	210-3105	215-3105
	- Turbo Diesel	9	C	210-0213	215-0354
	9	D	240-0231	215-4009**
	Rear Shaft	9	A, B	210-3105	215-3105
	▲ Clamp Kit 260-4105 - Fits {210-3105} & {240-0231}				
	Extended Cab				
	Front Shaft - Exc. Turbo Diesel	9	C, D	210-3105	215-3105
	- Turbo Diesel	9	C	210-0213	215-0354
	9	D	240-0231	215-4009**
Rear Shaft - Long Bed	9	A, I, B	210-0178	215-0178	
- Short Bed Exc. F44 HD Chassis Pkg.	9	A	210-0213	215-0354	
.	9	B	240-0231	215-4009**	
- Short Bed w/ F44 HD Chassis Pkg.	9	A, B	210-0178	215-0178	
▲ Clamp Kit 260-4178 - Fits {210-0178}					
▲ Clamp Kit 260-4105 - Fits {210-3105} & {240-0231} Note: Some Z71's use 240-0369 at Position (A).					
1995	Regular Cab				
	Front Shaft - Exc. Turbo Diesel	9	C, D	210-3105	215-3105
	- Turbo Diesel	9	C	210-0213	215-0354
	9	D	240-0231	215-4009**
	Rear Shaft - Exc. MW3 HD 5 Speed Manual Trans.	9	A, B	210-3105	215-3105
	- w/ MW3 HD 5 Speed Manual Trans.;				
	w/ Alum. Driveshaft Yoke	9	A, B	210-0178	215-0178
	- w/ MW3 HD 5 Speed Manual Trans.; w/ Steel Driveshaft Yoke	9	A, B	210-0178	215-0178
	▲ Clamp Kit 260-4178 - Fits {210-0178}				
	▲ Clamp Kit 260-4105 - Fits {210-3105} & {240-0231}				
1995	Extended Cab				
	Front Shaft - Exc. Turbo Diesel	9	C, D	210-3105	215-3105
	- Turbo Diesel	9	C	210-0213	215-0354
	9	D	240-0231	215-4009**
	Rear Shaft - Long Bed; Exc. F44 HD Chassis Pkg.				
	and MW3 HD 5 Speed Manual Trans.	9	A, I	210-0213	215-0354
	9	B	240-0231	215-4009**
	- Long Bed; w/ F44 HD Chassis Pkg.				
	or MW3 HD 5 Speed Manual Trans.	9	A, I, B	210-0178	215-0178

4WD TRUCKS

**Flush Type Grease Fitting in Bearing Cap

UNIVERSAL JOINTS

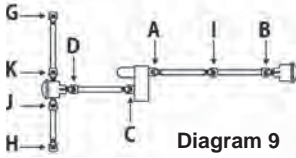


Diagram 9

Year	Make and Model	Diagram	Location	Standard	Performance
CHEVROLET: PICKUP 1/2 TON (10/1500 SERIES) Incl. SILVERADO (Cont.)					
1995 (Cont.)	- Short Bed; Exc. F44 HD Chassis Pkg. and MW3 HD 5 Speed Manual Trans.	9	A	210-0213	215-0354
	9	B	240-0231	215-4009**
	- Short Bed; w/ F44 HD Chassis Pkg. or MW3 HD 5 Speed Manual Trans. and Alum. Driveshaft Yoke.	9	A, B	210-0178	215-0178
	- Short Bed; w/ F44 HD Chassis Pkg. or MW3 HD 5 Speed Manual Trans. and Steel Driveshaft Yoke.....	9	A, B	210-0178	215-0178
	▲ Clamp Kit 260-4178 - Fits {210-0178}				
	▲ Clamp Kit 260-4105 - Fits {210-3105} & {240-0231}				
1994	Regular Cab				
	Front Shaft - Exc. Turbo Diesel.	9	C, D	210-3105	215-3105
	- Turbo Diesel.	9	C	210-0213	215-0354
	9	D	240-0231	215-4009**
	Rear Shaft - Exc. MT8 HD 5 Speed Manual Trans.	9	A, B	210-3105	215-3105
	- w/ MT8 HD 5 Speed Manual Trans.; w/ Alum. Driveshaft Yoke.	9	A, B	210-0178	215-0178
	- w/ MT8 HD 5 Speed Manual Trans.; w/ Steel Driveshaft Yoke.....	9	A, B	210-0178	215-0178
	▲ Clamp Kit 260-4178 - Fits {210-0178}				
	▲ Clamp Kit 260-4105 - Fits {210-3105} & {240-0231}				
	Extended Cab				
	Front Shaft - Exc. Turbo Diesel.	9	C, D	210-3105	215-3105
	- Turbo Diesel.	9	C	210-0213	215-0354
	9	D	240-0231	215-4009**
	Rear Shaft - Long Bed; Exc. F44 HD Chassis Pkg. and MT8 HD 5 Speed Manual Trans.	9	A, I	210-0213	215-0354
	9	B	240-0231	215-4009**
	- Long Bed; w/ F44 HD Chassis Pkg. or MT8 HD 5 Speed Manual Trans.	9	A, I, B	210-0178	215-0178
	- Short Bed; Exc. F44 HD Chassis Pkg. and MT8 HD 5 Speed Manual Trans.	9	A	210-0213	215-0354
	9	B	240-0231	215-4009**
	- Short Bed; w/ F44 HD Chassis Pkg. or MT8 HD 5 Speed Manual Trans. and Alum. Driveshaft Yoke.	9	A, B	210-0178	215-0178
	- Short Bed; w/ F44 HD Chassis Pkg. or MT8 HD 5 Speed Manual Trans. and Steel Driveshaft Yoke.....	9	A, B	210-0178	215-0178
	▲ Clamp Kit 260-4178 - Fits {210-0178}				
	▲ Clamp Kit 260-4105 - Fits {210-3105} & {240-0231}				
1993-92	Regular Cab				
	Front Shaft.	9	C, D	210-3105	215-3105
	Rear Shaft - Exc. MT8 HD 5 Speed Manual Trans.	9	A, B	210-3105	215-3105
	- w/ MT8 HD 5 Speed Manual Trans.; w/ Alum. Driveshaft Yoke.	9	A, B	210-0178	215-0178
	- w/ MT8 HD 5 Speed Manual Trans.; w/ Steel Driveshaft Yoke.....	9	A, B	210-0178	215-0178
	▲ Clamp Kit 260-4178 - Fits {210-0178}				
	▲ Clamp Kit 260-4105 - Fits {210-3105}				
	Extended Cab				
	Front Shaft.	9	C, D	210-3105	215-3105
	Rear Shaft - Long Bed; Exc. F44 HD Chassis Pkg. and MT8 HD 5 Speed Manual Trans.	9	A, I	210-0213	215-0354
	9	B	240-0231	215-4009**
1993-92	Rear Shaft - Long Bed; w/ F44 HD Chassis Pkg. or MT8 HD 5 Speed Manual Trans.	9	A, I, B	210-0178	215-0178
	- Short Bed; Exc. F44 HD Chassis Pkg. and MT8 HD 5 Speed Manual Trans.	9	A	210-0213	215-0354
	9	B	240-0231	215-4009**
	- Short Bed; w/ F44 HD Chassis Pkg. or MT8 HD 5 Speed Manual Trans. and Alum. Driveshaft Yoke.	9	A, B	210-0178	215-0178
	- Short Bed; w/ F44 HD Chassis Pkg. or MT8 HD 5 Speed Manual Trans. and Steel Driveshaft Yoke.....	9	A, B	210-0178	215-0178
	▲ Clamp Kit 260-4178 - Fits {210-0178}				
	▲ Clamp Kit 260-4105 - Fits {210-3105} & {240-0231}				

4WD TRUCKS

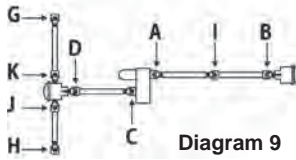


Diagram 9

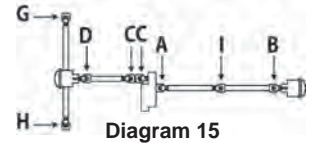


Diagram 15

Year	Make and Model	Diagram	Location	Standard	Performance
CHEVROLET: PICKUP 1/2 TON (10/1500 SERIES) Incl. SILVERADO (Cont.)					
1991-88	Regular Cab				
	Front Shaft - w/ Auto. Trans.	9	C, D	210-3105	215-3105
	- w/ Manual Trans.	9	C	210-0213	215-0354
	9	D	240-0231	215-4009**
	Rear Shaft - w/ Auto. Trans.	9	A, B	210-3105	215-3105
	- w/ Manual Trans.; w/ Alum. Driveshaft Yoke.	9	A, B	210-0178	215-0178
	- w/ Manual Trans.; w/ Steel Driveshaft Yoke.	9	A, B	210-0178	215-0178
	▲ Clamp Kit 260-4178 - Fits {210-0178}				
	▲ Clamp Kit 260-4105 - Fits {210-3105} & {240-0231}				
	Extended Cab				
	Front Shaft - w/ Auto. Trans.	9	C, D	210-3105	215-3105
	- w/ Manual Trans.	9	C	210-0213	215-0354
	9	D	240-0231	215-4009**
	Rear Shaft - w/ Auto. Trans.	9	A, I	210-0213	215-0354
	9	B	240-0231	215-4009**
	- w/ Manual Trans.; w/ Alum. Driveshaft Yoke.	9	A, I, B	210-0178	215-0178
	- w/ Manual Trans.; w/ Steel Driveshaft Yoke.	9	A, I, B	210-0178	215-0178
	▲ Clamp Kit 260-4178 - Fits {210-0178}				
	▲ Clamp Kit 260-4105 - Fits {210-3105} & {240-0231}				
1987-82	Front Shaft.	15	C, C	210-3105	215-3105
	15	D	210-0153	215-0153
	▲ Ball Seat Kit 260-1200				
	▲ Flange Yoke 260-0626				
	▲ H Yoke 260-0646				
	▲ Weld Yoke 260-0636				
	Rear Shaft - w/ Inside Lock Rings.	15	A, B	210-3105	215-3105
	- w/ Outside Lock Rings.	15	A, B	210-0178	215-0178
	Front Axle Joints.	15	G, H	210-0297	215-0297
	▲ Clamp Kit 260-0153 - Fits {210-0153}				
	▲ Clamp Kit 260-4178 - Fits {210-0178}				
	▲ Clamp Kit 260-4105 - Fits {210-3105}				
1981-79	Front Shaft.	15	C, C	210-3105	215-3105
	15	D	210-0153	215-0153
	▲ Ball Seat Kit 260-1200				
	▲ Flange Yoke 260-0626				
	▲ H Yoke 260-0646				
	▲ Weld Yoke 260-0636				
	Rear Shaft.	15	A, B	210-0153	215-0153
	Front Axle Joints.	15	G, H	210-0297	215-0297
	▲ Clamp Kit 260-0153 - Fits {210-0153}				
1978	Front Shaft - w/ Inside Lock Rings.	15	C, C	210-3105	215-3105
	15	D	210-0153	215-0153
	▲ Ball Seat Kit 260-1200				
	▲ Flange Yoke 260-0626				
	▲ H Yoke 260-0646				
	▲ Weld Yoke 260-0636				
	Front Shaft - w/ Outside Lock Rings.	15	C, C	210-0278	215-0278
	15	D	210-0153	215-0153
	▲ Centering Yoke 260-0782				
	▲ H Yoke 260-0647				
	▲ Weld Yoke 260-0637				
1978	Rear Shaft - w/ 2 Joint Shaft.	15	A, B	210-0153	215-0153
	- w/ 3 Joint Shaft.	15	A	210-0153	215-0153
	15	I, B	210-0178	215-0178
	Front Axle Joints.	15	G, H	210-0297	215-0297
	▲ Clamp Kit 260-0153 - Fits {210-0153}				

4WD TRUCKS

UNIVERSAL JOINTS

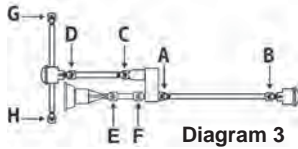


Diagram 3

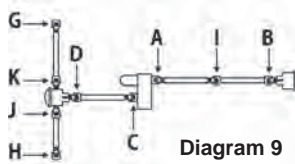


Diagram 9

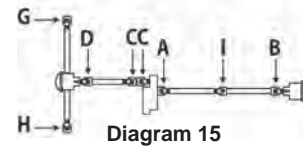


Diagram 15

4WD TRUCKS

Year	Make and Model	Diagram	Location	Standard	Performance
CHEVROLET: PICKUP 1/2 TON (10/1500 SERIES) Incl. SILVERADO (Cont.)					
1977-73	Front Shaft.....	15	C, C	210-0278	215-0278
	15	D	210-0153	215-0153
	▲ Centering Yoke 260-0782				
	▲ H Yoke 260-0647				
	▲ Weld Yoke 260-0637				
	Rear Shaft.....	15	A, B	210-0153	215-0153
	Front Axle Joints.....	15	G, H	210-0297	215-0297
	▲ Clamp Kit 260-0153 - Fits {210-0153}				
1972	Front Shaft.....	15	C, C	210-0278	215-0278
	15	D	210-0153	215-0153
	▲ Centering Yoke 260-0782				
	▲ H Yoke 260-0647				
	▲ Weld Yoke 260-0637				
	Rear Shaft.....	15	A, B	210-0153	215-0153
	Front Axle Joints.....	15	G, H	210-0297	215-0297
	- Some Early; w/ 1-1/16in. OD Brg.....	15	G, H	210-0260	215-0269
	▲ U-Bolt Kit 260-0121 - Fits {210-0153}				
1971-70	Front Shaft.....	15	C, C	210-0278	215-0278
	15	D	210-0153	215-0153
	▲ Centering Yoke 260-0782				
	▲ H Yoke 260-0647				
	▲ Weld Yoke 260-0637				
	Rear Shaft.....	15	A, B	210-0153	215-0153
	Front Axle Joints.....	15	G, H	210-0260	215-0269
	▲ U-Bolt Kit 260-0121 - Fits {210-0153}				
1969-67	Front Shaft.....	15	C, C	210-0278	215-0278
	15	D	210-0153	215-0153
	▲ Centering Yoke 260-0782				
	▲ H Yoke 260-0647				
	▲ Weld Yoke 260-0633 - 1969s w/o 2in. OD Shaft				
	▲ Weld Yoke 260-0637 - 1969s w/ 2in. OD Shaft Rear Shaft.....	15	A, B	210-0153	215-0153
	Front Axle Joints.....	15	G, H	210-0260	215-0269
	▲ U-Bolt Kit 260-0121 - Fits {210-0153}				
1966-60	Front Shaft.....	3	C, D	210-0153	215-0153
	Rear Shaft.....	3	A, B	210-0153	215-0153
	Front Axle Joints.....	3	G, H	210-0260	215-0269
	Intermediate Shaft - w/ Standard 3 Speed Manual Trans.....	3	E, F	210-0153	215-0153
	- w/ HD 3 Speed or 4 Speed Manual Trans.....	3	E	210-0178	215-0178
	3	F	210-0153	215-0153
	▲ U-Bolt Kit 260-0121 - Fits {210-0153}				
CHEVROLET: PICKUP 3/4 TON (20/2500 SERIES) Incl. SILVERADO					
2006-05	Crew Cab; Front Shaft.....	9	C, D	210-3105	215-3105
	Crew Cab; Rear Shaft - With 5 Spd. Man. Trans.....	9	A, I, B	210-0160	215-0160
	Crew Cab; Rear Shaft - With 6 Spd. Man. Trans.....	9	A, I, B	230-0188	---
	Crew Cab; Rear Shaft - With Auto. Trans. and Long Bed.....	9	A, I, B	210-0160	215-0160
	Crew Cab; Rear Shaft - With Auto. Trans. and Std. Bed.....	9	A, B	210-0160	215-0160
	Extended Cab with Long Bed; Front Shaft.....	9	C, D	210-3105	215-3105
	Extended Cab with Long Bed; Rear Shaft - With 5 Spd. Man. Trans.....	9	A, I, B	210-0160	215-0160
	Extended Cab with Long Bed; Rear Shaft - With 6 Spd. Man. Trans.....	9	A, I, B	230-0188	---
	Extended Cab with Long Bed; Rear Shaft - With Auto. Trans. and Std. Bed.....	9	A, B	210-0160	215-0160
	Extended Cab with Std. Bed; Front Shaft.....	9	C, D	210-3105	215-3105
	Extended Cab with Std. Bed; Rear Shaft - With 4 Spd. Auto. Trans.....	9	A, B	210-0160	215-0160
	Extended Cab with Std. Bed; Rear Shaft - With 5 Spd. Auto. Trans.(2005).....	9	A, B	230-0188	---
	Extended Cab with Std. Bed; Rear Shaft - With 5 Spd. Man. Trans.....	9	A, B	210-0160	215-0160
	Extended Cab with Std. Bed; Rear Shaft - With 6 Spd. Auto. Trans. (2006).....	9	A, B	230-0188	---
	Extended Cab with Std. Bed; Rear Shaft - With 6 Spd. Man. Trans.....	9	A, B	230-0188	---
	Regular Cab; Front Shaft.....	9	C, D	210-3105	215-3105
	Regular Cab; Rear Shaft - With 4 Spd. Auto. Trans.....	9	A, B	211-0160	---
	Regular Cab; Rear Shaft - With 5 Spd. Auto. Trans.(2005).....	9	A, B	230-0188	---
	Regular Cab; Rear Shaft - With 5 Spd. Man. Trans.....	9	A, B	211-0160	---
	Regular Cab; Rear Shaft - With 6 Spd. Auto. Trans. (2006).....	9	A, B	230-0188	---
	Regular Cab; Rear Shaft - With 6 Spd. Man. Trans.....	9	A, B	230-0188	---

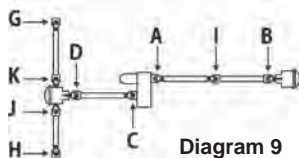


Diagram 9

Year	Make and Model	Diagram	Location	Standard	Performance	
CHEVROLET: PICKUP 3/4 TON (20/2500 SERIES) Incl. SILVERADO (Cont.)						
2004-01	2500HD Crew Cab; Front Shaft	9	C, D	210-3105	215-3105	
	2500HD Crew Cab; Rear Shaft - With 5 Spd. Man. Trans.	9	A, I, B	210-0160	215-0160	
	2500HD Crew Cab; Rear Shaft - With 6 Spd. Man. Trans.	9	A, I, B	230-0188	---	
	2500HD Crew Cab; Rear Shaft - With Auto. Trans. and Long Bed.	9	A, I, B	210-0160	215-0160	
	2500HD Crew Cab; Rear Shaft - With Auto. Trans. and Std. Bed.	9	A, B	210-0160	215-0160	
	All Models (Except 2500HD); Front Shaft	9	C, D	210-3105	215-3105	
	All Models (Except 2500HD); Rear Shaft	9	A, B	210-0178	215-0178	
	2004	2500HD Extended Cab with Standard Bed; Front Shaft	9	C, D	210-3105	215-3105
2500HD Extended Cab with Standard Bed; Rear Shaft - With 4 Spd. Auto. Trans.		9	A, B	210-0160	215-0160	
2500HD Extended Cab with Standard Bed; Rear Shaft - With 5 Spd. Auto. Trans. (1st Design)		9	A, B	210-0160	215-0160	
2500HD Extended Cab with Standard Bed; Rear Shaft - With 5 Spd. Auto. Trans. (2nd Design)		9	A, B	230-0188	---	
2500HD Extended Cab with Standard Bed; Rear Shaft - With 5 Spd. Man. Trans.		9	A, B	210-0160	215-0160	
2500HD Extended Cab with Standard Bed; Rear Shaft - With 6 Spd. Man. Trans.		9	A, B	230-0188	---	
2500HD Regular Cab; Front Shaft		9	C, D	210-3105	215-3105	
2500HD Regular Cab; Rear Shaft - With 4 Spd. Auto. Trans.		9	A, B	211-0160	---	
2500HD Regular Cab; Rear Shaft - With 5 Spd. Auto. Trans. (1st Design)		9	A, B	210-0160	215-0160	
2500HD Regular Cab; Rear Shaft - With 5 Spd. Auto. Trans. (2nd Design)		9	A, B	230-0188	---	
2500HD Regular Cab; Rear Shaft - With 5 Spd. Man. Trans.		9	A, B	211-0160	---	
2500HD Regular Cab; Rear Shaft - With 6 Spd. Man. Trans.		9	A, B	230-0188	---	
2003-01		2500HD Extended Cab with Standard Bed; Front Shaft	9	C, D	210-3105	215-3105
		2500HD Extended Cab with Standard Bed; Rear Shaft - With 5 Spd. Man. Trans.	9	A, B	210-0160	215-0160
		2500HD Extended Cab with Standard Bed; Rear Shaft - With 6 Spd. Man. Trans.	9	A, B	230-0188	---
		2500HD Extended Cab with Standard Bed; Rear Shaft - With Auto. Trans.	9	A, B	210-0160	215-0160
	2500HD Regular Cab; Front Shaft	9	C, D	210-3105	215-3105	
	2500HD Regular Cab; Rear Shaft - With 4 Spd. Auto. Trans.	9	A, B	211-0160	---	
	2500HD Regular Cab; Rear Shaft - With 5 Spd. Auto. Trans.	9	A, B	210-0160	215-0160	
	2500HD Regular Cab; Rear Shaft - With 5 Spd. Man. Trans.	9	A, B	211-0160	---	
	2500HD Regular Cab; Rear Shaft - With 6 Spd. Man. Trans.	9	A, B	230-0188	---	
	2000-99	Except Silverado				
		Front Shaft	9	C, D	210-3105	215-3105
		Rear Shaft - Regular Cab	9	A, B	210-0178	215-0178
		- Extended Cab	9	A, I, B	210-0178	215-0178
		▲ Clamp Kit 260-4178 - Fits {210-0178}				
▲ Clamp Kit 260-4105 - Fits {210-3105}						
Silverado						
Front Shaft		9	C, D	210-3105	215-3105	
Rear Shaft - w/ Auto. Trans.; Exc. Extended Cab w/ Long Bed.		9	A, B	210-0178	215-0178	
- w/ Auto. Trans.; Extended Cab w/ Long Bed.		9	A, I, B	210-0178	215-0178	
- Manual Trans.		9	A, B	210-0160	215-0160	
▲ Clamp Kit 260-4178 - Fits {210-0178} & {210-0160}						
▲ Clamp Kit 260-4105 - Fits {210-3105}						
1998-97 Front Shaft		9	C, D	210-3105	215-3105	
Rear Shaft - Regular Cab	9	A, B	210-0178	215-0178		
- Extended Cab	9	A, I, B	210-0178	215-0178		
▲ Clamp Kit 260-4178 - Fits {210-0178}						
▲ Clamp Kit 260-4105 - Fits {210-3105}						
1996-94	Front Shaft - Exc. Turbo Diesel	9	C, D	210-3105	215-3105	
	- Turbo Diesel	9	C	210-0213	215-0354	
		9	D	240-0231	215-4009**	
	Rear Shaft - Regular Cab	9	A, B	210-0178	215-0178	
	- Extended Cab	9	A, I, B	210-0178	215-0178	
	▲ Clamp Kit 260-4178 - Fits {210-0178}					
	▲ Clamp Kit 260-4105 - Fits {210-3105} & {240-0231}					
1993-92	Front Shaft	9	C, D	210-3105	215-3105	
	Rear Shaft - Regular Cab; w/ Alum. Driveshaft Yoke	9	A, B	210-0178	215-0178	
	- Regular Cab; w/ Steel Driveshaft Yoke	9	A, B	210-0178	215-0178	
	- Extended Cab	9	A, I, B	210-0178	215-0178	
	▲ Clamp Kit 260-4178 - Fits {210-0178}					
	▲ Clamp Kit 260-4105 - Fits {210-3105}					

4WD TRUCKS

**Flush Type Grease Fitting in Bearing Cap

UNIVERSAL JOINTS

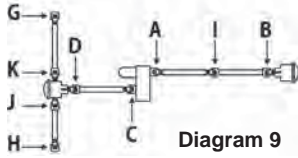


Diagram 9

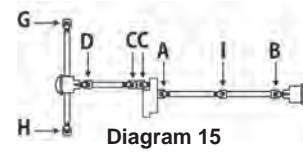


Diagram 15

4WD TRUCKS

Year	Make and Model	Diagram	Location	Standard	Performance
CHEVROLET: PICKUP 3/4 TON (20/2500 SERIES) Incl. SILVERADO (Cont.)					
1991-88	Front Shaft - w/ Auto. Trans.	9	C, D	210-3105	215-3105
	- w/ Manual Trans.	9	C	210-0213	215-0354
	Rear Shaft - Regular Cab; w/ Alum. Driveshaft Yoke.	9	D	240-0231	215-4009**
	- Regular Cab; w/ Steel Driveshaft Yoke.	9	A, B	210-0178	215-0178
	- Extended Cab.	9	A, B	210-0178	215-0178
	▲ Clamp Kit 260-4178 - Fits {210-0178}				
	▲ Clamp Kit 260-4105 - Fits {210-3105} & {240-0231}				
1987-82	Front Shaft.	15	C, C	210-3105	215-3105
	15	D	210-0153	215-0153
	▲ Ball Seat Kit 260-1200				
	▲ Flange Yoke 260-0626				
	▲ H Yoke 260-0646				
	▲ Weld Yoke 260-0636				
	Rear Shaft.	15	A, B	210-0178	215-0178
	Front Axle Joints.	15	G, H	210-0297	215-0297
	▲ Clamp Kit 260-0153 - Fits {210-0153}				
	▲ Clamp Kit 260-4178 - Fits {210-0178}				
1981-79	Front Shaft.	15	C, C	210-3105	215-3105
	15	D	210-0153	215-0153
	▲ Ball Seat Kit 260-1200				
	▲ Flange Yoke 260-0626				
	▲ H Yoke 260-0646				
	▲ Weld Yoke 260-0636				
	Rear Shaft - w/ 2 Joint Shaft.	15	A	210-0153	215-0153
	15	B	210-0178	215-0178
	- w/ 3 Joint Shaft.	15	A, I, B	210-0178	215-0178
	Front Axle Joints.	15	G, H	210-0297	215-0297
	▲ Clamp Kit 260-0153 - Fits {210-0153}				
1978-77	Front Shaft - w/ Inside Lock Rings.	15	C, C	210-3105	215-3105
	15	D	210-0153	215-0153
	▲ Ball Seat Kit 260-1200				
	▲ Flange Yoke 260-0626				
	▲ H Yoke 260-0646				
	▲ Weld Yoke 260-0636				
	Front Shaft - w/ Outside Lock Rings.	15	C, C	210-0278	215-0278
	15	D	210-0153	215-0153
	▲ Centering Yoke 260-0782				
	▲ H Yoke 260-0647				
	▲ Weld Yoke 260-0637				
	Rear Shaft - w/ 2 Joint Shaft.	15	A	210-0153	215-0153
	15	B	210-0178	215-0178
	- w/ 3 Joint Shaft.	15	A, I, B	210-0178	215-0178
	Front Axle Joints.	15	G, H	210-0297	215-0297
	▲ Clamp Kit 260-0153 - Fits {210-0153}				
1976-75	Front Shaft.	15	C, C	210-0278	215-0278
	15	D	210-0153	215-0153
	▲ Centering Yoke 260-0782				
	▲ H Yoke 260-0647				
	▲ Weld Yoke 260-0637				
	Rear Shaft - w/ Full Time Transfer Case.	15	A, B	210-0153	215-0153
	- w/ Part Time Transfer Case; 2 Joint Shaft.	15	A, B	210-0178	215-0178
	- w/ Part Time Transfer Case; 3 Joint Shaft.	15	A, I, B	210-0178	215-0178
	Front Axle Joints.	15	G, H	210-0297	215-0297
	▲ Clamp Kit 260-0153 - Fits {210-0153}				
1974-73	Front Shaft.	15	C, C	210-0278	215-0278
	15	D	210-0153	215-0153
	▲ Centering Yoke 260-0782				
	▲ H Yoke 260-0647				
	▲ Weld Yoke 260-0637				
	Rear Shaft.	15	A, B	210-0178	215-0178
	Front Axle Joints.	15	G, H	210-0297	215-0297
	▲ Clamp Kit 260-0153 - Fits {210-0153}				

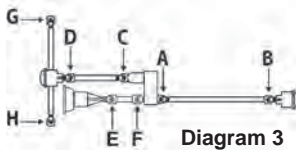


Diagram 3

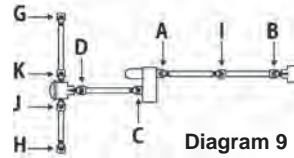


Diagram 9

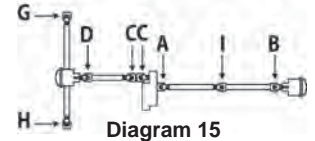


Diagram 15

Year	Make and Model	Diagram	Location	Standard	Performance
CHEVROLET: PICKUP 3/4 TON (20/2500 SERIES) Incl. SILVERADO (Cont.)					
1972-70	Front Shaft.....	15	C, C	210-0278	215-0278
	15	D	210-0153	215-0153
	▲ Centering Yoke 260-0782				
	▲ H Yoke 260-0647				
	▲ Weld Yoke 260-0637				
	Rear Shaft - w/ 1-1/16in. OD Brg.....	15	A, B	210-0153	215-0153
	- w/ 1-3/16in. OD Brg.....	15	A, B	210-0178	215-0178
	Front Axle Joints.....	15	G, H	210-0260	215-0269
	▲ U-Bolt Kit 260-0121 - Fits {210-0153}				
	▲ U-Bolt Kit 260-0178 - Fits {210-0178}				
1969	Front Shaft.....	15	C, C	210-0278	215-0278
	15	D	210-0153	215-0153
	▲ Centering Yoke 260-0782				
	▲ H Yoke 260-0647				
	▲ Weld Yoke 260-0633 - w/o 2in. OD Shaft				
	▲ Weld Yoke 260-0637 - w/ 2in. OD Shaft				
	Rear Shaft - w/ 1-1/16in. OD Brg.....	15	A, B	210-0153	215-0153
	- w/ 1-3/16in. OD Brg.....	15	A, B	210-0178	215-0178
	Front Axle Joints.....	15	G, H	210-0260	215-0269
	▲ U-Bolt Kit 260-0121 - Fits {210-0153}				
▲ U-Bolt Kit 260-0178 - Fits {210-0178}					
1968-67	Front Shaft.....	15	C, C	210-0278	215-0278
	15	D	210-0153	215-0153
	▲ Centering Yoke 260-0782				
	▲ H Yoke 260-0647				
1968-67	Rear Shaft - w/ 1-1/16in. OD Brg.....	15	A, B	210-0153	215-0153
	- w/ 1-3/16in. OD Brg.....	15	A, B	210-0178	215-0178
	Front Axle Joints.....	15	G, H	210-0260	215-0269
	▲ U-Bolt Kit 260-0121 - Fits {210-0153}				
▲ U-Bolt Kit 260-0178 - Fits {210-0178}					
1966-61	Front Shaft.....	3	C, D	210-0153	215-0153
	Rear Shaft.....	3	A, B	210-0178	215-0178
	Front Axle Joints - w/ Inside Lock Rings.....	3	G, H	210-0260	215-0269
	- w/ Outside Lock Rings.....	3	G, H	210-0447	215-0447
	Intermediate Shaft - w/ 3 Speed Manual Trans.....	3	E, F	210-0153	215-0153
	- w/ 4 Speed Manual Trans.....	3	E	210-0178	215-0178
	3	F	210-0153	215-0153
	▲ U-Bolt Kit 260-0121 - Fits {210-0153}				
	▲ U-Bolt Kit 260-0178 - Fits {210-0178}				
	CHEVROLET: PICKUP 1 TON (30/3500 SERIES) Incl. SILVERADO				
2006-05	Chassis Cab; Front Shaft.....	9	C, D	210-3105	215-3105
	Chassis Cab; Rear Shaft (137" WB) - With 5 Spd. Man. Trans.....	9	A, B	210-0160	215-0160
	Chassis Cab; Rear Shaft (137" WB) - With 6 Spd. Man. Trans.....	9	A, B	230-0188	---
	Chassis Cab; Rear Shaft (137" WB) - With Auto. Trans.....	9	A, B	210-0160	215-0160
	Chassis Cab; Rear Shaft (161.5" WB) - With 5 Spd. Man. Trans.....	9	A, I, B	210-0160	215-0160
	Chassis Cab; Rear Shaft (161.5" WB) - With 6 Spd. Man. Trans.....	9	A, I, B	230-0188	---
	Chassis Cab; Rear Shaft (161.5" WB) - With Auto. Trans.....	9	A, I, B	210-0160	215-0160
	Crew Cab Pick Up; Front Shaft.....	9	C, D	210-3105	215-3105
	Crew Cab Pick Up; Rear Shaft - With 5 Spd. Man. Trans.....	9	A, I, B	210-0160	215-0160
	Crew Cab Pick Up; Rear Shaft - With 6 Spd. Man. Trans.....	9	A, I, B	230-0188	---
	Crew Cab Pick Up; Rear Shaft - With Auto. Trans.....	9	A, I, B	210-0160	215-0160
	Extended Cab Pick Up; Front Shaft.....	9	C, D	210-3105	215-3105
	Extended Cab Pick Up; Rear Shaft - With 5 Spd. Man. Trans.....	9	A, I, B	210-0160	215-0160
	Extended Cab Pick Up; Rear Shaft - With 6 Spd. Man. Trans.....	9	A, I, B	230-0188	---
	Extended Cab Pick Up; Rear Shaft - With Auto. Trans.....	9	A, B	210-0160	215-0160
	Regular Cab Pick Up; Front Shaft.....	9	C, D	210-3105	215-3105
	Regular Cab Pick Up; Rear Shaft - With 4 Spd. Auto. Trans.....	9	A, B	211-0160	---
	Regular Cab Pick Up; Rear Shaft - With 5 Spd. Auto. Trans. (2005).....	9	A, B	230-0188	---
	Regular Cab Pick Up; Rear Shaft - With 5 Spd. Man. Trans.....	9	A, B	211-0160	---
	Regular Cab Pick Up; Rear Shaft - With 6 Spd. Auto. Trans. (2006).....	9	A, B	230-0188	---
	Regular Cab Pick Up; Rear Shaft - With 6 Spd. Man. Trans.....	9	A, B	230-0188	---

4WD TRUCKS

UNIVERSAL JOINTS

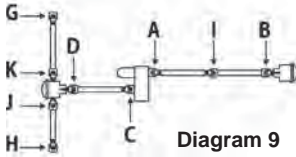


Diagram 9

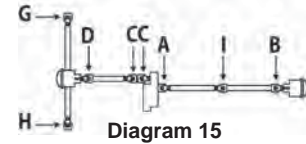


Diagram 15

4WD TRUCKS

Year	Make and Model	Diagram	Location	Standard	Performance	
CHEVROLET: PICKUP 1 TON (30/3500 SERIES) Incl. SILVERADO (Cont.)						
2004-01	Chassis Cab; Front Shaft	9	C, D	210-3105	215-3105	
	Chassis Cab; Rear Shaft (137" WB) - Exc. 6 Spd. Man. Trans.	9	A, B	210-0160	215-0160	
	Chassis Cab; Rear Shaft (137" WB) - With 6 Spd. Man. Trans.	9	A, B	230-0188	---	
	Chassis Cab; Rear Shaft (161.5" WB) - Exc. 6 Spd. Man. Trans.	9	A, I, B	210-0160	215-0160	
	Chassis Cab; Rear Shaft (161.5" WB) - With 6 Spd. Man. Trans.	9	A, I, B	230-0188	---	
	Crew Cab Pick Up; Front Shaft	9	C, D	210-3105	215-3105	
	Crew Cab Pick Up; Rear Shaft - With 6 Spd. Man. Trans.	9	A, I, B	230-0188	---	
	Crew Cab Pick Up; Rear Shaft - With Auto. or 5 Spd. Man. Trans.	9	A, I, B	210-0160	215-0160	
2004	Extended Cab Pick Up; Front Shaft	9	C, D	210-3105	215-3105	
	Extended Cab Pick Up; Rear Shaft - With 4 Spd. Auto. Trans.	9	A, B	210-0160	215-0160	
	Extended Cab Pick Up; Rear Shaft - With 5 Spd. Auto. Trans. (1st Design)	9	A, B	210-0160	215-0160	
	Extended Cab Pick Up; Rear Shaft - With 5 Spd. Auto. Trans. (2nd Design)	9	A, B	230-0188	---	
	Extended Cab Pick Up; Rear Shaft - With 5 Spd. Man. Trans.	9	A, I, B	210-0160	215-0160	
	Extended Cab Pick Up; Rear Shaft - With 6 Spd. Man. Trans.	9	A, I, B	230-0188	---	
	Regular Cab Pick Up; Front Shaft	9	C, D	210-3105	215-3105	
	Regular Cab Pick Up; Rear Shaft - With 4 Spd. Auto. Trans.	9	A, B	211-0160	---	
	Regular Cab Pick Up; Rear Shaft - With 5 Spd. Auto. Trans. (1st Design)	9	A, B	210-0160	215-0160	
	Regular Cab Pick Up; Rear Shaft - With 5 Spd. Auto. Trans. (2nd Design)	9	A, B	230-0188	---	
	Regular Cab Pick Up; Rear Shaft - With 5 Spd. Man. Trans.	9	A, B	211-0160	---	
	Regular Cab Pick Up; Rear Shaft - With 6 Spd. Man. Trans.	9	A, B	230-0188	---	
	2003-01	Extended Cab Pick Up; Front Shaft	9	C, D	210-3105	215-3105
		Extended Cab Pick Up; Rear Shaft - With 4 Spd. Auto. Trans.	9	A, B	210-0160	215-0160
		Extended Cab Pick Up; Rear Shaft - With 5 Spd. Auto. Trans.	9	A, B	210-0160	215-0160
Extended Cab Pick Up; Rear Shaft - With 5 Spd. Man. Trans.		9	A, I, B	210-0160	215-0160	
Extended Cab Pick Up; Rear Shaft - With 6 Spd. Man. Trans.		9	A, I, B	230-0188	---	
Regular Cab Pick Up; Front Shaft		9	C, D	210-3105	215-3105	
Regular Cab Pick Up; Rear Shaft - With 4 Spd. Auto. Trans.		9	A, B	211-0160	---	
Regular Cab Pick Up; Rear Shaft - With 5 Spd. Auto. Trans.		9	A, B	210-0160	215-0160	
Regular Cab Pick Up; Rear Shaft - With 5 Spd. Man. Trans.		9	A, B	211-0160	---	
Regular Cab Pick Up; Rear Shaft - With 6 Spd. Man. Trans.		9	A, B	230-0188	---	
▲ Clamp Kit 260-4178 - Fits {210-0160}						
▲ Clamp Kit 260-4105 - Fits {210-3105}						
2000-97		Front Shaft	9	C, D	210-3105	215-3105
		Rear Shaft - Regular Cab	9	A, B	210-0178	215-0178
		- Chassis Cab; On 135.5in. or 141.5in. WB	9	A, B	210-0160	215-0160
	- Chassis Cab; On 159.5in., 168.5in. or 183.5in. WB	9	A, I, B	210-0160	215-0160	
	- Extended Cab & Crew Cab	9	A, I, B	210-0178	215-0178	
	▲ Clamp Kit 260-4178 - Fits {210-0160} & {210-0178}					
	▲ Clamp Kit 260-4105 - Fits {210-3105}					
1996-92	Front Shaft	9	C, D	210-3105	215-3105	
	Rear Shaft - On 131.5in. or 135.5in. WB	9	A, B	210-0178	215-0178	
	- w/ 3 Joint Shaft; w/ Alum. Driveshaft Yoke	9	A, I, B	210-0178	215-0178	
	- w/ 3 Joint Shaft; w/ Steel Driveshaft Yoke	9	A, I, B	210-0178	215-0178	
	▲ Clamp Kit 260-4178 - Fits {210-0178}					
▲ Clamp Kit 260-4105 - Fits {210-3105}						
1991-90	2 Door					
	Front Shaft - w/ Auto. Trans.; Exc. Dual Rear Wheels	9	C, D	210-3105	215-3105	
	- w/ Manual Trans. or Auto. Trans. w/ Dual Rear Wheels	9	C	210-0213	215-0354	
		9	D	240-0231	215-4009**	
	Rear Shaft - On 131.5in. or 135.5in. WB	9	A, B	210-0178	215-0178	
	- On 155.5in. or 159.5in. WB; w/ Alum. Driveshaft Yoke	9	A, I, B	210-0178	215-0178	
	- On 155.5in. or 159.5in. WB; w/ Steel Driveshaft Yoke	9	A, I, B	210-0178	215-0178	
	▲ Clamp Kit 260-4178 - Fits {210-0178}					
	▲ Clamp Kit 260-4105 - Fits {240-0231} & {210-3105} 4 Door Front Shaft	15	C, C	210-3105	215-3105	
		15	D	210-0153	215-0153	
	▲ Ball Seat Kit 260-1200					
	▲ Flange Yoke 260-0626					
	▲ H Yoke 260-0646					
	▲ Weld Yoke 260-0636					
	Rear Shaft	15	A, I, B	210-0178	215-0178	
Front Axle Joints	15	G, H	210-0332	---		
▲ Clamp Kit 260-4178 - Fits {210-0178}						
▲ U-Bolt Kit 260-0121 - Fits {210-0153}						

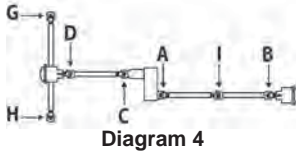


Diagram 4

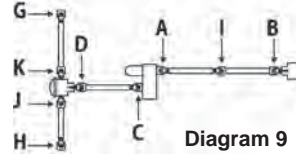


Diagram 9

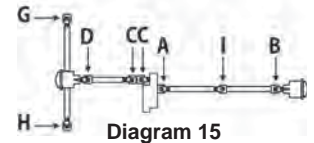


Diagram 15

Year	Make and Model	Diagram	Location	Standard	Performance	
CHEVROLET: PICKUP 1 TON (30/3500 SERIES) Incl. SILVERADO (Cont.)						
1989-88	New Model w/ CV Front Drive Axle					
	Front Shaft - w/ Inside Lock Rings.....	9	C, D	210-3105	215-3105	
	- w/ Outside Lock Rings.....	9	C	210-0213	215-0354	
	9	D	240-0231	215-4009**	
	Rear Shaft - On 131.5in. WB; w/ Alum. Driveshaft Yoke.....	9	A, B	210-0178	215-0178	
	- On 131.5in. WB; w/ Steel Driveshaft Yoke.....	9	A, B	210-0178	215-0178	
	- On 155.5in. WB.....	9	A, I, B	210-0178	215-0178	
	▲ Clamp Kit 260-4178 - Fits {210-0178}					
	▲ Clamp Kit 260-4105 - Fits {240-0231} & {210-3105}					
	Old Model w/ Monobeam Front Axle					
	Front Shaft.....	15	C, C	210-3105	215-3105	
	15	D	210-0153	215-0153	
	▲ Ball Seat Kit 260-1200					
	▲ Flange Yoke 260-0626					
	▲ H Yoke 260-0646					
	▲ Weld Yoke 260-0636					
	Rear Shaft - 2 Door.....	15	A, B	210-0178	215-0178	
	- Exc. 2 Door.....	15	A, I, B	210-0178	215-0178	
	Front Axle Joints.....	15	G, H	210-0332	—	
	▲ Clamp Kit 260-4178 - Fits {210-0178}					
▲ U-Bolt Kit 260-0121 - Fits {210-0153}						
1987-80	Front Shaft.....	15	C, C	210-3105	215-3105	
	15	D	210-0153	215-0153	
	▲ Ball Seat Kit 260-1200					
	▲ Flange Yoke 260-0626					
	▲ H Yoke 260-0646					
	▲ Weld Yoke 260-0636					
	Rear Shaft - On 131.5in. WB.....	15	A, B	210-0178	215-0178	
	- On 135.5in., 159.5in. or 164.5in. WB.....	15	A, I, B	210-0178	215-0178	
	Front Axle Joints.....	15	G, H	210-0332	—	
	▲ Clamp Kit 260-4178 - Fits {210-0178}					
	▲ U-Bolt Kit 260-0121 - Fits {210-0153}					
	1979	Front Shaft.....	15	C, C	210-0278	215-0278
		15	D	210-0178	215-0178
		▲ Centering Yoke 260-0782				
		▲ H Yoke 260-0647				
▲ Weld Yoke 260-0637						
Rear Shaft - w/ Auto. Trans.....		15	A	210-0153	215-0153	
.....		15	I, B	210-0178	215-0178	
- w/ Manual Trans.....		15	A, I, B	210-0178	215-0178	
Front Axle Joints.....		15	G, H	210-0332	—	
▲ Clamp Kit 260-4178 - Fits {210-0178}						
1978-77	Front Shaft.....	4	C, D	210-0153	215-0153	
	Rear Shaft.....	4	A, I, B	210-0178	215-0178	
	Front Axle Joints.....	4	G, H	210-0332	—	
	▲ Clamp Kit 260-4178 - Fits {210-0178}					
	▲ U-Bolt Kit 260-0121 - Fits {210-0153}					
	CHEVROLET: S10 BLAZER					
	2005-95	All Models; Front Shaft - At Front Axle.....	9	D	210-0350	215-1200
All Models; Front Shaft - At Transfer Case.....		9	C	NR	NR	
All Models; Rear Shaft - 2 Door with ZR2 "High Wider" Sport Pkg.....		9	A, B	210-0178	215-0178	
All Models; Rear Shaft - Exc. 2 Door with ZR2 "High Wider" Sport Pkg.....		9	A, B	210-3105	215-3105	
▲ Clamp Kit 260-4178 - Fits {210-0178}						
▲ Clamp Kit 260-0153 - Fits {210-0350}						
▲ Clamp Kit 260-4105 - Fits {210-3105}						
1994		Front Shaft - w/ Press-on Slip Yoke Seal.....	9	C	210-0153	215-0153
		- w/ Press-on Slip Yoke Seal; 2-3/16in. Yoke.....	9	D	210-1200	215-1200
		- w/ Screw-on Slip Yoke Seal Cap; 2-11/32in. Yoke.....	9	C, D	210-0350	215-1200
	Rear Shaft.....	9	A, B	210-3105	215-3105	
	▲ Clamp Kit 260-0153 - Fits {210-0153}, {210-0350} & {210-1200}					
▲ Clamp Kit 260-4105 - Fits {210-3105}						

4WD TRUCKS

UNIVERSAL JOINTS

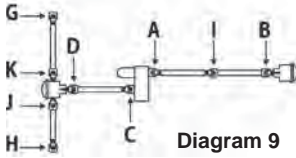
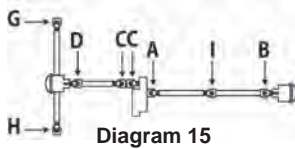


Diagram 9

Year	Make and Model	Diagram	Location	Standard	Performance
CHEVROLET: S10 BLAZER (Cont.)					
1993-88	Front Shaft - w/ Press-on Slip Yoke Seal.....	9	C	210-0153	215-0153
	- w/ Press-on Slip Yoke Seal; 2-3/16in. Yoke.....	9	D	210-1200	215-1200
	- w/ Screw-on Slip Yoke Seal Cap; 2-11/32in. Yoke.....	9	C, D	210-0350	215-1200
	Rear Shaft.....	9	A, B	210-3105	215-3105
	▲ Clamp Kit 260-0153 - Fits {210-0153}, {210-0350} & {210-1200}				
	▲ Clamp Kit 260-4105 - Fits {210-3105}				
1987-83	Front Shaft.....	9	C, D	210-0350	215-1200
	Rear Shaft.....	9	A, B	210-3105	215-3105
	▲ Clamp Kit 260-0153 - Fits {210-0350}				
	▲ Clamp Kit 260-4105 - Fits {210-3105}				
CHEVROLET: S10 PICKUP					
2004-97	All Models; Front Shaft - At Front Axle.....	9	D	210-0350	215-1200
	All Models; Front Shaft - At Transfer Case.....	9	C	NR	NR
	All Models; Rear Shaft.....	9	A, B	210-3105	215-3105
	▲ Clamp Kit 260-0153 - Fits {210-0350}				
	▲ Clamp Kit 260-4105 - Fits {210-3105}				
1996-95	Front Shaft.....	9	C	NA	—
	9	D	210-0350	215-1200
	Rear Shaft - Exc. ZR2 High Wider Sport Pkg.....	9	A, B	210-3105	215-3105
	- w/ ZR2 High Wider Sport Pkg.....	9	A	210-0213	215-0354
	9	B	240-0231	215-4009**
	▲ Clamp Kit 260-0153 - Fits {210-0350}				
	▲ Clamp Kit 260-4105 - Fits {240-0231} & {210-3105}				
1994	Front Shaft.....	9	C	NA	—
	9	D	210-0350	215-1200
	Rear Shaft - Regular Cab.....	9	A, B	210-3105	215-3105
	- Extended Cab.....	9	A, I, B	210-3105	215-3105
	▲ Clamp Kit 260-0153 - Fits {210-0350}				
	▲ Clamp Kit 260-4105 - Fits {210-3105}				
1993-88	Front Shaft - w/ Press-on Slip Yoke Seal.....	9	C	210-0153	215-0153
	- w/ Press-on Slip Yoke Seal; 2-3/16in. Yoke.....	9	D	210-1200	215-1200
	- w/ Screw-on Slip Yoke Seal Cap; 2-11/32in. Yoke.....	9	C, D	210-0350	215-1200
	Rear Shaft - Regular Cab.....	9	A, B	210-3105	215-3105
	- Maxicab/Extended Cab.....	9	A, I, B	210-3105	215-3105
	▲ Clamp Kit 260-0153 - Fits {210-0153}, {210-0350} & {210-1200}				
	▲ Clamp Kit 260-4105 - Fits {210-3105}				
1987-83	Front Shaft.....	9	C, D	210-0350	215-1200
	Rear Shaft - Regular Cab.....	9	A, B	210-3105	215-3105
	- Maxicab.....	9	A, I, B	210-3105	215-3105
	▲ Clamp Kit 260-0153 - Fits {210-0350}				
	▲ Clamp Kit 260-4105 - Fits {210-3105}				
CHEVROLET: SUBURBAN 1/2 TON (10/1500 SERIES)					
2006-01	All Models; Front Shaft.....	9	C, D	210-3105	215-3105
	All Models; Rear Shaft.....	9	A, B	210-3105	215-3105
	▲ Clamp Kit 260-4105 - Fits {210-3105}				
2000-97	Front Shaft.....	9	C, D	210-3105	215-3105
	Rear Shaft - w/ Inside Lock Rings.....	9	A, B	210-3105	215-3105
	- w/ Outside Lock Rings.....	9	A, B	210-0178	215-0178
	▲ Clamp Kit 260-4178 - Fits {210-0178}				
	▲ Clamp Kit 260-4105 - Fits {210-3105}				
1996-94	Front Shaft - Exc. Turbo Diesel.....	9	C, D	210-3105	215-3105
	- Turbo Diesel.....	9	C	210-0213	215-0354
	9	D	240-0231	215-4009**
	Rear Shaft - w/ Auto. Trans.....	9	A, B	210-3105	215-3105
	- w/ Manual Trans.....	9	A, B	210-0178	215-0178
	▲ Clamp Kit 260-4178 - Fits {210-0178}				
	▲ Clamp Kit 260-4105 - Fits {240-0231} & {210-3105}				
1993-92	Front Shaft.....	9	C, D	210-3105	215-3105
	Rear Shaft.....	9	A, B	210-3105	215-3105
	▲ Clamp Kit 260-4105 - Fits {210-3105}				

4WD TRUCKS



Year	Make and Model	Diagram	Location	Standard	Performance	
CHEVROLET: SUBURBAN 1/2 TON (10/1500 SERIES) (Cont.)						
1991-88	Front Shaft.....	15	C, C	210-3105	215-3105	
	15	D	210-0153	215-0153	
	▲ Ball Seat Kit 260-1200					
	▲ Flange Yoke 260-0626					
	▲ H Yoke 260-0646					
	▲ Weld Yoke 260-0636					
	Rear Shaft - Exc. 4 Speed Manual Trans.....	15	A, B	210-3105	215-3105	
	- w/ 4 Speed Manual Trans.....	15	A, B	210-0178	215-0178	
	Front Axle Joints.....	15	G, H	210-0297	215-0297	
	▲ Clamp Kit 260-0153 - Fits {210-0153}					
▲ Clamp Kit 260-4178 - Fits {210-0178}						
▲ Clamp Kit 260-4105 - Fits {210-3105}						
1987-82	Front Shaft.....	15	C, C	210-3105	215-3105	
	15	D	210-0153	215-0153	
	▲ Ball Seat Kit 260-1200					
	▲ Flange Yoke 260-0626					
	▲ H Yoke 260-0646					
	▲ Weld Yoke 260-0636					
	Rear Shaft - w/ Inside Lock Rings.....	15	A, B	210-3105	215-3105	
	- w/ Outside Lock Rings.....	15	A, B	210-0178	215-0178	
	Front Axle Joints.....	15	G, H	210-0297	215-0297	
	▲ Clamp Kit 260-0153 - Fits {210-0153}					
▲ Clamp Kit 260-4178 - Fits {210-0178}						
▲ Clamp Kit 260-4105 - Fits {210-3105}						
1981-79	Front Shaft.....	15	C, C	210-3105	215-3105	
	15	D	210-0153	215-0153	
	▲ Ball Seat Kit 260-1200					
	▲ Flange Yoke 260-0626					
	▲ H Yoke 260-0646					
	▲ Weld Yoke 260-0636					
	Rear Shaft.....	15	A, B	210-0153	215-0153	
	Front Axle Joints.....	15	G, H	210-0297	215-0297	
	▲ Clamp Kit 260-0153 - Fits {210-0153}					
	▲ Clamp Kit 260-4178 - Fits {210-0178}					
▲ Clamp Kit 260-4105 - Fits {210-3105}						
1978	Front Shaft - w/ Inside Lock Rings.....	15	C, C	210-3105	215-3105	
	15	D	210-0153	215-0153	
	▲ Ball Seat Kit 260-1200					
	▲ Flange Yoke 260-0626					
	▲ H Yoke 260-0646					
	▲ Weld Yoke 260-0636					
	Front Shaft - w/ Outside Lock Rings.....	15	C, C	210-0278	215-0278	
	15	D	210-0153	215-0153	
	▲ Centering Yoke 260-0782					
	▲ H Yoke 260-0647					
▲ Weld Yoke 260-0637						
Rear Shaft - w/ 2 Joint Shaft.....	15	A, B	210-0153	215-0153		
- w/ 3 Joint Shaft.....	15	A	210-0153	215-0153		
.....	15	I, B	210-0178	215-0178		
Front Axle Joints.....	15	G, H	210-0297	215-0297		
▲ Clamp Kit 260-0153 - Fits {210-0153}						
1977-73	Front Shaft.....	15	C, C	210-0278	215-0278	
	15	D	210-0153	215-0153	
	▲ Centering Yoke 260-0782					
	▲ H Yoke 260-0647					
	▲ Weld Yoke 260-0637					
	Rear Shaft.....	15	A, B	210-0153	215-0153	
	Front Axle Joints.....	15	G, H	210-0297	215-0297	
	▲ Clamp Kit 260-0153 - Fits {210-0153}					
	1972	Front Shaft.....	15	C, C	210-0278	215-0278
		15	D	210-0153	215-0153
▲ Centering Yoke 260-0782						
▲ H Yoke 260-0647						
▲ Weld Yoke 260-0637						
Rear Shaft.....	15	A, B	210-0153	215-0153		

4WD TRUCKS

UNIVERSAL JOINTS

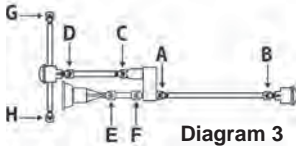


Diagram 3

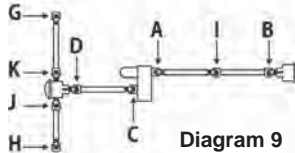


Diagram 9

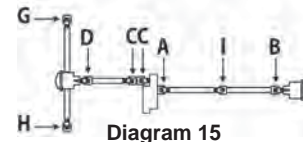


Diagram 15

4WD TRUCKS

Year	Make and Model	Diagram	Location	Standard	Performance
CHEVROLET: SUBURBAN 1/2 TON (10/1500 SERIES) (Cont.)					
1972	Front Axle Joints.....	15	G, H	210-0297	215-0297
	- Some Early; w/ 1-11/16in. OD Brg.....	15	G, H	210-0260	215-0269
	▲ U-Bolt Kit 260-0121 - Fits {210-0153}				
1971-70	Front Shaft.....	15	C, C	210-0278	215-0278
	15	D	210-0153	215-0153
	▲ Centering Yoke 260-0782				
	▲ H Yoke 260-0647				
	▲ Weld Yoke 260-0637				
	Rear Shaft.....	15	A, B	210-0153	215-0153
	Front Axle Joints.....	15	G, H	210-0260	215-0269
	▲ U-Bolt Kit 260-0121 - Fits {210-0153}				
1969	Front Shaft.....	15	C, C	210-0278	215-0278
	15	D	210-0153	215-0153
	▲ Centering Yoke 260-0782				
	▲ H Yoke 260-0647				
	▲ Weld Yoke 260-0637 - w/ 2in. OD Shaft				
	▲ Weld Yoke 260-0633 - w/o 2in. OD Shaft				
	Rear Shaft.....	15	A, B	210-0153	215-0153
	Front Axle Joints.....	15	G, H	210-0260	215-0269
	▲ U-Bolt Kit 260-0121 - Fits {210-0153}				
1968-67	Front Shaft.....	15	C, C	210-0278	215-0278
	15	D	210-0153	215-0153
	▲ Centering Yoke 260-0782				
	▲ H Yoke 260-0647				
	▲ Weld Yoke 260-0633				
	Rear Shaft.....	15	A, B	210-0153	215-0153
	Front Axle Joints.....	15	G, H	210-0260	215-0269
	▲ U-Bolt Kit 260-0121 - Fits {210-0153}				
1966-60	Front Shaft.....	3	C, D	210-0153	215-0153
	Rear Shaft.....	3	A, B	210-0153	215-0153
	Front Axle Joints.....	3	G, H	210-0260	215-0269
	Intermediate Shaft - w/ Standard 3 Speed Manual Trans.....	3	E, F	210-0153	215-0153
	- w/ HD 3 Speed or 4 Speed Manual Trans.....	3	E	210-0178	215-0178
	3	F	210-0153	215-0153
	▲ U-Bolt Kit 260-0121 - Fits {210-0153}				
CHEVROLET: SUBURBAN 3/4 TON (20/2500 SERIES)					
2006-00	All Models; Front Shaft.....	9	C, D	210-3105	215-3105
	All Models; Rear Shaft - With 6.0 V-8.....	9	A, B	210-0178	215-0178
	All Models; Rear Shaft - With 8.1 V-8.....	9	A, B	210-0160	215-0160
	▲ Clamp Kit 260-4178 - Fits {210-0160} & {210-0178}				
	▲ Clamp Kit 260-4105 - Fits {210-3105}				
1999-97	Front Shaft.....	9	C, D	210-3105	215-3105
	Rear Shaft.....	9	A, B	210-0178	215-0178
	▲ Clamp Kit 260-4178 - Fits {210-0178}				
	▲ Clamp Kit 260-4105 - Fits {210-3105}				
1996-94	Front Shaft - Turbo Diesel.....	9	C	210-0213	215-0354
	9	D	240-0231	215-4009**
	- Exc. Turbo Diesel.....	9	C, D	210-3105	215-3105
	Rear Shaft.....	9	A, B	210-0178	215-0178
	▲ Clamp Kit 260-4178 - Fits {210-0178}				
	▲ Clamp Kit 260-4105 - Fits {240-0231} & {210-3105}				
1993-92	Front Shaft.....	9	C, D	210-3105	215-3105
	Rear Shaft.....	9	A, B	210-0178	215-0178
	▲ Clamp Kit 260-4178 - Fits {210-0178}				
	▲ Clamp Kit 260-4105 - Fits {240-0231} & {210-3105}				
1991-88	Front Shaft.....	15	C, C	210-3105	215-3105
	15	D	210-0153	215-0153
	▲ Ball Seat Kit 260-1200				
	▲ Flange Yoke 260-0626				
	▲ H Yoke 260-0646				
	▲ Weld Yoke 260-0636				
	Rear Shaft.....	15	A, B	210-0178	215-0178

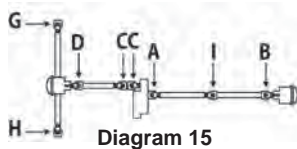
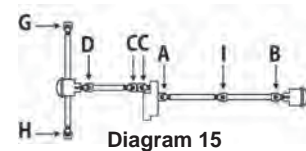
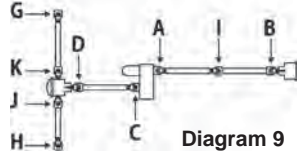
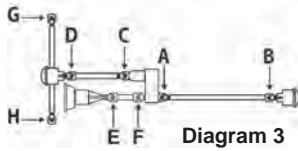


Diagram 15

Year	Make and Model	Diagram	Location	Standard	Performance
CHEVROLET: SUBURBAN 3/4 TON (20/2500 SERIES) (Cont.)					
1991-88	Front Axle Joints.....	15	G, H	210-0297	215-0297
	▲ Clamp Kit 260-0153 - Fits {210-0153}				
	▲ Clamp Kit 260-4178 - Fits {210-0178}				
1987-82	Front Shaft.....	15	C, C	210-3105	215-3105
	15	D	210-0153	215-0153
	▲ Ball Seat Kit 260-1200				
	▲ Flange Yoke 260-0626				
	▲ H Yoke 260-0646				
	▲ Weld Yoke 260-0636				
	Rear Shaft.....	15	A, B	210-0178	215-0178
	Front Axle Joints.....	15	G, H	210-0297	215-0297
	▲ Clamp Kit 260-0153 - Fits {210-0153}				
	▲ Clamp Kit 260-4178 - Fits {210-0178}				
1981-79	Front Shaft.....	15	C, C	210-3105	215-3105
	15	D	210-0153	215-0153
	▲ Ball Seat Kit 260-1200				
	▲ Flange Yoke 260-0626				
	▲ H Yoke 260-0646				
	▲ Weld Yoke 260-0636				
	Rear Shaft - w/ 2 Joint Shaft.....	15	A	210-0153	215-0153
	15	B	210-0178	215-0178
	- w/ 3 Joint Shaft.....	15	A, I, B	210-0178	215-0178
	Front Axle Joints.....	15	G, H	210-0297	215-0297
	▲ Clamp Kit 260-0153 - Fits {210-0153}				
1978-77	Front Shaft - w/ Inside Lock Rings.....	15	C, C	210-3105	215-3105
	15	D	210-0153	215-0153
	▲ Ball Seat Kit 260-1200				
	▲ Flange Yoke 260-0626				
	▲ H Yoke 260-0646				
	▲ Weld Yoke 260-0636				
	Front Shaft - w/ Outside Lock Rings.....	15	C, C	210-0278	215-0278
	15	D	210-0153	215-0153
	▲ Centering Yoke 260-0782				
	▲ H Yoke 260-0647				
	▲ Weld Yoke 260-0637				
	Rear Shaft - w/ 2 Joint Shaft.....	15	A	210-0153	215-0153
	15	B	210-0178	215-0178
	- w/ 3 Joint Shaft.....	15	A, I, B	210-0178	215-0178
	Front Axle Joints.....	15	G, H	210-0297	215-0297
	▲ Clamp Kit 260-0153 - Fits {210-0153}				
1976-75	Front Shaft.....	15	C, C	210-0278	215-0278
	15	D	210-0153	215-0153
	▲ Centering Yoke 260-0782				
	▲ H Yoke 260-0647				
	▲ Weld Yoke 260-0637				
	Rear Shaft - w/ Full Time Transfer Case.....	15	A, B	210-0153	215-0153
	- w/ Part Time Transfer Case; 2 Joint Shaft.....	15	A, B	210-0178	215-0178
	- w/ Part Time Transfer Case; 3 Joint Shaft.....	15	A, I, B	210-0178	215-0178
	Front Axle Joints.....	15	G, H	210-0297	215-0297
	▲ Clamp Kit 260-0153 - Fits {210-0153}				
1974-73	Front Shaft.....	15	C, C	210-0278	215-0278
	15	D	210-0153	215-0153
	▲ Centering Yoke 260-0782				
	▲ H Yoke 260-0647				
	▲ Weld Yoke 260-0637				
	Rear Shaft.....	15	A, B	210-0178	215-0178
	Front Axle Joints.....	15	G, H	210-0297	215-0297
	▲ Clamp Kit 260-0153 - Fits {210-0153}				
1972-70	Front Shaft.....	15	C, C	210-0278	215-0278
	15	D	210-0153	215-0153
	▲ Centering Yoke 260-0782				
	▲ H Yoke 260-0647				
	▲ Weld Yoke 260-0637				

4WD TRUCKS

UNIVERSAL JOINTS



4WD TRUCKS

Year	Make and Model	Diagram	Location	Standard	Performance
CHEVROLET: SUBURBAN 3/4 TON (20/2500 SERIES) (Cont.)					
1972-70	Rear Shaft - w/ 1-1/16in. OD Brg.	15	A, B	210-0153	215-0153
	- w/ 1-3/16in. OD Brg.	15	A, B	210-0178	215-0178
	Front Axle Joints.....	15	G, H	210-0260	215-0269
	▲ U-Bolt Kit 260-0121 - Fits {210-0153}				
	▲ U-Bolt Kit 260-0178 - Fits {210-0178}				
1969	Front Shaft.....	15	C, C	210-0278	215-0278
	15	D	210-0153	215-0153
	▲ Centering Yoke 260-0782				
	▲ H Yoke 260-0647				
	▲ Weld Yoke 260-0633 - w/o 2in. OD Shaft				
	▲ Weld Yoke 260-0637 - w/ 2in. OD Shaft Rear Shaft - w/ 1-1/16in. OD Brg.	15	A, B	210-0153	215-0153
	- w/ 1-3/16in. OD Brg.	15	A, B	210-0178	215-0178
	Front Axle Joints.....	15	G, H	210-0260	215-0269
	▲ U-Bolt Kit 260-0121 - Fits {210-0153}				
	▲ U-Bolt Kit 260-0178 - Fits {210-0178}				
1968-67	Front Shaft.....	15	C, C	210-0278	215-0278
	15	D	210-0153	215-0153
	▲ Centering Yoke 260-0782				
	▲ H Yoke 260-0647				
	▲ Weld Yoke 260-0633				
	Rear Shaft - w/ 1-1/16in. OD Brg.	15	A, B	210-0153	215-0153
	- w/ 1-3/16in. OD Brg.	15	A, B	210-0178	215-0178
	Front Axle Joints.....	15	G, H	210-0260	215-0269
	▲ U-Bolt Kit 260-0121 - Fits {210-0153}				
	▲ U-Bolt Kit 260-0178 - Fits {210-0178}				
1966-61	Front Shaft.....	3	C, D	210-0153	215-0153
	Rear Shaft.....	3	A, B	210-0178	215-0178
	Front Axle Joints - w/ Inside Lock Rings.....	3	G, H	210-0260	215-0269
	- w/ Outside Lock Rings.....	3	G, H	210-0447	215-0447
	Intermediate Shaft - w/ 3 Speed Manual Trans.	3	E, F	210-0153	215-0153
	- w/ 4 Speed Manual Trans.	3	E	210-0178	215-0178
	3	F	210-0153	215-0153
	▲ U-Bolt Kit 260-0121 - Fits {210-0153}				
	▲ U-Bolt Kit 260-0178 - Fits {210-0178}				
CHEVROLET: TAHOE					
2006-95	All Models; Front Shaft.....	9	C, D	210-3105	215-3105
	All Models; Rear Shaft.....	9	A, B	210-3105	215-3105
	▲ Clamp Kit 260-4105 - Fits {210-3105}				
CHEVROLET: TRACKER					
2004-98	All Models; Front Shaft.....	9	C, D	220-0081	215-0081
	All Models; Rear Shaft.....	9	A, B	220-0081	215-0081
CHEVROLET: TRAILBLAZER					
2006	All Models; Front Shaft - At Front Axle.....	9	D	210-0350	215-1200
	All Models; Front Shaft - At Transfer Case.....	9	C	NR	NR
	All Models; Rear Shaft - Exc. SS.....	9	A, B	210-3105	215-3105
	All Models; Rear Shaft - SS.....	9	A, B	211-0178	---
2005-02	All Models; Front Shaft - At Front Axle.....	9	D	210-0350	215-1200
	All Models; Front Shaft - At Transfer Case.....	9	C	NR	NR
	All Models; Rear Shaft.....	9	A, B	210-3105	215-3105
	▲ Clamp Kit 260-4105 - Fits {210-3105}				
CHEVROLET: VAN - G1500 EXPRESS					
2006-03	All Models; Front Shaft.....	9	C, D	210-3105	215-3105
	All Models; Rear Shaft.....	9	A, B	210-0178	215-0178
	▲ Clamp Kit 260-4105 - Fits {210-3105}				
	▲ Clamp Kit 260-4178 - Fits {210-0178}				

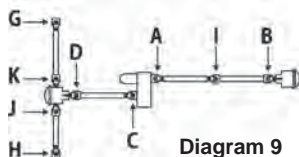


Diagram 9

Year	Make and Model	Diagram	Location	Standard	Performance
CHEVROLET: VAN - G2500 EXPRESS					
2006-03	All Models; Front Shaft	9	C, D	210-3105	215-3105
	All Models; Rear Shaft	9	A, B	210-0178	215-0178
	▲ Clamp Kit 260-4105 - Fits {210-3105}				
	▲ Clamp Kit 260-4178 - Fits {210-0178}				
DAIHATSU: ROCKY					
1992-90	Front Shaft	9	C, D	NA	—
	Rear Shaft	9	A, B	220-0093	215-0093
DODGE: DAKOTA					
2006-01	All Models; Front Shaft - At Front Axle	9	D	210-0153	215-0153
	All Models; Front Shaft - At Transfer Case	9	C	NR	---
	All Models; Rear Shaft	9	A, B	210-0213	215-1203
2000	All Models; Front Shaft - At Front Axle	9	D	210-0153	215-0153
	All Models; Front Shaft - At Transfer Case	9	C	218-0153	---
	All Models; Rear Shaft	9	A, B	210-0213	215-1203
1999	All Models; Front Shaft	9	D	210-0153	215-0153
	9	C	218-0153	215-0153
	All Models; Rear Shaft	9	A	210-0213	215-1203
	9	B	240-0359	---
1998-97	All Models; Front Shaft	9	D	210-0153	215-0153
	9	C	218-0153	215-0153
	All Models; Rear Shaft	9	A, B	210-1309	215-1309
	▲ H Yoke 260-0647				
	▲ Replacement Ball Kit 261-0617				
	▲ Clamp Kit 260-0443 - Fits {210-0153}				
1996-94	Front Shaft - 2 Req'd.....	9	C	210-0278	215-0278
	9	D	240-0353	215-0353
	▲ H Yoke 260-0647				
	▲ Replacement Ball Kit 261-0617				
	Rear Shaft - Exc. Club Cab w/ Aluminum-Graphite Shaft	9	A, B	210-1309	215-1309
	- Club Cab w/ Aluminum-Graphite Shaft	9	A, B	240-0359	215-0359
	▲ Clamp Kit 260-0266 - Fits {240-0353}				
1993-91	Club Cab w/ Aluminum-Graphite Rear Shaft				
	Front Shaft - 2 Req'd.....	9	C	210-0278	215-0278
	9	D	240-0353	215-0353
	▲ H Yoke 260-0647				
	▲ Replacement Ball Kit 261-0617				
	Rear Shaft - w/ 2-1/8in. Yoke	9	A, B	240-0457	215-0457
	- w/ 2-5/8in. Yoke	9	A, B	240-0359	215-0359
	▲ Clamp Kit 260-0266 - Fits {240-0353} & {240-0457}				
	Exc. Club Cab w/ Aluminum-Graphite Rear Shaft				
	Front Shaft - 2 Req'd.....	9	C	210-0278	215-0278
	9	D	240-0353	215-0353
	▲ H Yoke 260-0647				
	▲ Replacement Ball Kit 261-0617				
	Rear Shaft - w/ 2-1/8in. Yoke	9	A, B	211-1306	215-1307
	- w/ 2-5/8in. Yoke	9	A, B	210-1309	215-1309
	▲ Clamp Kit 260-0266 - Fits {211-1306} & {240-0353}				
1990-87	Front Shaft - 2 Req'd.....	9	C	210-0278	215-0278
	9	D	240-0353	215-0353
	▲ H Yoke 260-0647				
	▲ Replacement Ball Kit 261-0617				
	Rear Shaft	9	A, B	211-1306	215-1307
	▲ Clamp Kit 260-0266 - Fits {211-1306} & {240-0353}				

4WD TRUCKS

UNIVERSAL JOINTS

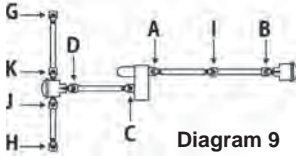


Diagram 9

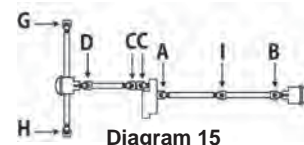


Diagram 15

Year	Make and Model	Diagram	Location	Standard	Performance
DODGE: DURANGO					
2006-04	All Models; Front Shaft - At Front Axle	9	D	210-0153	215-0153
	All Models; Front Shaft - At Transfer Case	9	C	NR	NR
	All Models; Rear Shaft	9	A, B	210-3105	215-3105
2003-00	All Models; Front Shaft - At Front Axle	9	D	210-0153	215-0153
	All Models; Front Shaft - At Transfer Case	9	C	NR	NR
	All Models; Rear Shaft	9	A, B	210-0213	215-1203
1999	All Models; Front Shaft	9	D	210-0153	215-0153
		9	C	218-0153	215-0153
	All Models; Rear Shaft	9	A	210-0213	215-1203
		9	B	240-0359	---
1998	All Models; Front Shaft	9	D	210-0153	215-0153
		9	C	218-0153	215-0153
	All Models; Rear Shaft	9	A, B	210-1309	215-1309
	▲ H Yoke 260-0647				
	▲ Replacement Ball Kit 261-0617				
	▲ Clamp Kit 260-0443 - Fits {210-0153} Rear Shaft.	9	A, B	210-1309	215-1309
DODGE: PICKUP 1/2 TON					
2006	All Models (Except Sport); Front Shaft	9	D	210-0213	215-1203
		9	C	NR	NR
	All Models (Except Sport); Rear Shaft - Club Cab & Quad Cab with Long Bed	9	A, I, B	210-0213	215-1203
	All Models (Except Sport); Rear Shaft - Exc. Club Cab & Quad Cab with Long Bed	9	A, B	210-0213	215-1203
	Sport; Front Shaft	9	C	210-0178	215-0178
		9	D	210-3105	215-3105
	Sport; Rear Shaft	9	A, I, B	210-0160	215-0160
2005-02	All Models; Front Shaft	9	D	210-0213	215-1203
		9	C	NR	NR
	All Models; Rear Shaft - Club Cab & Quad Cab with Long Bed	9	A, I, B	210-0213	215-1203
	All Models; Rear Shaft - Exc. Club Cab & Quad Cab with Long Bed	9	A, B	210-0213	215-1203
2001-00	All Models; Front Shaft	15	C, C	210-0213	215-1203
		15	D	210-0213	215-1203
	All Models; Rear Shaft - Club Cab & Quad Cab with Long Bed	15	A, I, B	210-0213	215-1203
	All Models; Rear Shaft - Exc. Club Cab & Quad Cab with Long Bed	15	A, B	210-0213	215-1203
	All Models; Wheel Joint	15	G, H	215-0299	---
1999	All Models; Front Shaft	15	C, C	210-0213	215-1203
		15	D	240-0359	---
	All Models; Rear Shaft - Club Cab & Quad Cab with Long Bed	15	A, I	210-0213	215-1203
		15	B	240-0359	---
	All Models; Rear Shaft - Exc. Club Cab & Quad Cab with Long Bed	15	A	210-0213	215-1203
		15	B	240-0359	---
	All Models; Wheel Joint	15	G, H	215-0299	---
1998	All Models; Front Shaft	15	C, C	210-0213	215-1203
	All Models; Front Shaft - At Front Axle with Inside Lock Ring	15	D	210-1309	215-1309
	All Models; Front Shaft - At Front Axle with Outside Lock Ring	15	D	240-0359	---
	All Models; Rear Shaft - With 2 Joint Shaft	15	A, B	210-1309	215-1309
	All Models; Rear Shaft - With 3 Joint Shaft	15	A, I, B	210-1309	215-1309
	All Models; Wheel Joint	15	G, H	215-0299	---
1997-94	All Models; Front Shaft	15	C, C	210-0213	215-1203
		15	D	210-1309	215-1309
	All Models; Rear Shaft - With 2 Joint Shaft	15	A, B	210-1309	215-1309
	All Models; Rear Shaft - With 3 Joint Shaft	15	A, I, B	210-1309	215-1309
	All Models; Wheel Joint	15	G, H	215-0299	---
	▲ Flange Yoke 260-0628				
	▲ H Yoke 260-0648				
	▲ Replacement Ball Kit 261-0617				
1993-92	Front Shaft	15	C, C	210-3105	215-3105
		15	D	211-1306	215-1307
	▲ Ball Seat Kit 260-1200				
	▲ Flange Yoke 260-0626				
	▲ H Yoke 260-0646				
	▲ Weld Yoke 260-0636				

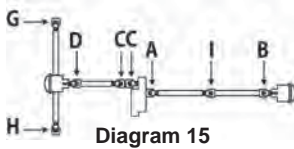
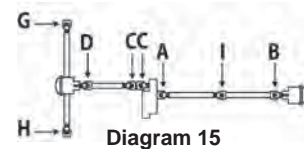
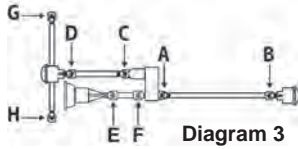


Diagram 15

Year	Make and Model	Diagram	Location	Standard	Performance
DODGE: PICKUP 1/2 TON (Cont.)					
1993-92	Rear Shaft - w/ 2 Joint Shaft; w/ 2-1/8in. Yoke.....	15	A, B	211-1306	215-1307
	- w/ 2 Joint Shaft; w/ 2-5/8in. Yoke.....	15	A, B	210-1309	215-1309
	- w/ 3 Joint Shaft.	15	A, I, B	211-1306	215-1307
	Front Axle Joints.....	15	G, H	210-0297	215-0297
	▲ Clamp Kit 260-0266 - Fits {211-1306}				
1991-90	Front Shaft.....	15	C, C	210-3105	215-3105
	15	D	211-1306	215-1307
	▲ Ball Seat Kit 260-1200				
	▲ Flange Yoke 260-0626				
	▲ H Yoke 260-0646				
	▲ Weld Yoke 260-0636				
	Rear Shaft - Exc. Club Cab.	15	A, B	211-1306	215-1307
- Club Cab.	15	A, I, B	211-1306	215-1307	
Front Axle Joints.....	15	G, H	210-0297	215-0297	
▲ Clamp Kit 260-0266 - Fits {211-1306}					
1989-88	Front Shaft.....	15	C, C	210-3105	215-3105
	15	D	211-1306	215-1307
	▲ Ball Seat Kit 260-1200				
	▲ Flange Yoke 260-0626				
	▲ H Yoke 260-0646				
	▲ Weld Yoke 260-0636				
	Rear Shaft.	15	A, B	211-1306	215-1307
Front Axle Joints.....	15	G, H	210-0297	215-0297	
▲ Clamp Kit 260-0266 - Fits {211-1306}					
1987-82	Front Shaft.....	15	C, C	210-3105	215-3105
	15	D	210-1306	215-1306
	▲ Ball Seat Kit 260-1200				
	▲ Flange Yoke 260-0626				
	▲ H Yoke 260-0646				
	▲ Weld Yoke 260-0636				
	Rear Shaft - w/ 2 Joint Shaft.	15	A, B	210-1306	215-1306
	- w/ 3 Joint Shaft.	15	A, I, B	210-1306	215-1306
	Front Axle Joints.....	15	G, H	210-0297	215-0297
	▲ Clamp Kit 260-0266 - Fits {210-1306}				
1981-77	Front Shaft.....	15	C, C	210-3105	215-3105
	15	D	210-1306	215-1306
	▲ Ball Seat Kit 260-1200				
	▲ Flange Yoke 260-0626				
	▲ H Yoke 260-0646				
	▲ Weld Yoke 260-0636				
	Rear Shaft.	15	A	210-1306	215-1306
	- w/ 3 Joint Shaft.	15	I	210-1306	215-1306
	- w/ 2-1/8in. Yoke.	15	B	210-1306	215-1306
	- w/ 2-5/8in. Yoke.	15	B	210-1309	215-1309
	Front Axle Joints.....	15	G, H	210-0297	215-0297
	▲ Clamp Kit 260-0266 - Fits {210-1306}				
	1976-75	Front Shaft - w/ Inside Lock Rings.....	15	C, C	210-3105
- w/ Inside Lock Rings.		15	D	210-1306	215-1306
▲ Ball Seat Kit 260-1200					
▲ Flange Yoke 260-0626					
▲ H Yoke 260-0646					
▲ Weld Yoke 260-0636					
Front Shaft - w/ Outside Lock Rings.....		15	C, C	210-0278	215-0278
.....		15	D	210-1306	215-1306
▲ Centering Yoke 260-0782					
▲ H Yoke 260-0647					
▲ Weld Yoke 260-0637					
Rear Shaft.		15	A	210-1306	215-1306
- w/ 3 Joint Shaft.		15	I	210-1306	215-1306
- w/ 2-1/8in. Yoke.		15	B	210-1306	215-1306
- w/ 2-5/8in. Yoke.....	15	B	210-1309	215-1309	
Front Axle Joints.....	15	G, H	210-0297	215-0297	
▲ Clamp Kit 260-0266 - Fits {210-1306}					

4WD TRUCKS

UNIVERSAL JOINTS



Year	Make and Model	Diagram	Location	Standard	Performance	
DODGE: PICKUP 1/2 TON (Cont.)						
1974-73	Front Shaft	3	C, D	210-1306	215-1306	
	Rear Shaft	3	A, B	210-1306	215-1306	
1972	Front Axle Joints	3	G, H	210-0297	215-0297	
	Intermediate Shaft	3	E, F	210-1306	215-1306	
	Front Shaft	3	C, D	210-1306	215-1306	
	Rear Shaft	3	A, B	210-1306	215-1306	
	Front Axle Joints - Exc. Some - Some Early w/ 1-1/16in. OD Brg.	3 3	G, H G, H	210-0297 210-0260	215-0297 215-0269	
1971-61	Intermediate Shaft	3	E, F	210-1306	215-1306	
	Front Shaft	3	C, D	210-1306	215-1306	
	Rear Shaft	3	A, B	210-1306	215-1306	
	Front Axle Joints	3	G, H	210-0260	215-0269	
1960-58	Intermediate Shaft	3	E, F	210-1306	215-1306	
	Front Shaft	3	C, D	210-1200	215-1200	
	Rear Shaft	3	A, B	210-1200	215-1200	
	Front Axle Joints	3	G, H	210-0260	215-0269	
	Intermediate Shaft	3	E, F	210-1200	215-1200	
DODGE: PICKUP 3/4 TON						
2006	All Models; Front Shaft	15	D	210-3105	215-3105	
	All Models; Wheel Joint	15	C, C G, H	211-0178 210-0464	---	
	All Models (Exc. Turbo Diesel with Man. Trans.); Rear Shaft - Quad Cab with Long Bed or Mega Cab	15	A, I, B	211-0160	---	
	All Models (Exc. Turbo Diesel with Man. Trans.); Rear Shaft - Regular Cab or Quad Cab with Short Bed	15	A, B	211-0160	---	
	All Models (Turbo Diesel with Man. Trans.); Rear Shaft - Quad Cab with Long Bed or Mega Cab	15	A, I, B	231-0188	---	
	All Models (Turbo Diesel with Man. Trans.); Rear Shaft - Regular Cab or Quad Cab with Short Bed	15	A, B	231-0188	---	
	2005	All Models; Front Shaft - With 1 1/16" OD Bearings in H Yoke	15	C, C	210-0213	215-1203
		All Models; Front Shaft - With 3 3/16" OD Bearings in H Yoke	15	D	210-3105	215-3105
		All Models; Wheel Joint	15	C, C	211-0178	---
		All Models; Wheel Joint	15	G, H	210-0464	---
		All Models (Exc. Turbo Diesel with Man. Trans.); Rear Shaft - Quad Cab with Long Bed	15	A, I, B	211-0160	---
		All Models (Exc. Turbo Diesel with Man. Trans.); Rear Shaft - Regular Cab or Quad Cab with Short Bed	15	A, B	211-0160	---
2004	All Models (Turbo Diesel with Man. Trans.); Rear Shaft - Quad Cab with Long Bed	15	A, I, B	231-0188	---	
	All Models (Turbo Diesel with Man. Trans.); Rear Shaft - Regular Cab or Quad Cab with Short Bed	15	A, B	231-0188	---	
	All Models; Front Shaft	15	C, C	210-0213	215-1203	
	All Models; Wheel Joint	15	D	210-3105	215-3105	
	All Models; Wheel Joint	15	G, H	210-0464	---	
	All Models (Exc. 6 Spd. Man. Trans.); Rear Shaft - Quad Cab with Long Bed	15	A, I, B	211-0160	---	
2003	All Models (Exc. 6 Spd. Man. Trans.); Rear Shaft - Regular Cab or Quad Cab with Short Bed	15	A, B	211-0160	---	
	All Models (With 6 Spd. Man. Trans.); Rear Shaft - Quad Cab with Long Bed	15	A, I, B	231-0188	---	
	All Models (With 6 Spd. Man. Trans.); Rear Shaft - Regular Cab or Quad Cab with Short Bed	15	A, B	231-0188	---	
	All Models; Front Shaft	15	C, C	210-0213	215-1203	
	All Models; Wheel Joint	15	D	210-3105	215-3105	
	All Models; Wheel Joint	15	G, H	210-0464	---	
2002-00	All Models (Exc. 6 Spd. Man. Trans.); Rear Shaft - Quad Cab with Long Bed	15	A, I, B	211-0160	---	
	All Models (Exc. 6 Spd. Man. Trans.); Rear Shaft - Regular Cab or Quad Cab with Short Bed	15	A, B	211-0160	---	
	All Models (With 6 Spd. Man. Trans.); Rear Shaft	15	A, I, B	231-0188	---	
	All Models; Front Shaft	15	C, C	210-0213	215-1203	
2002-00	All Models; Rear Shaft - With 2 Joint Shaft	15	D	210-0213	215-1203	
	All Models; Rear Shaft - With 3 Joint Shaft	15	A, B	210-0160	215-0160	
	All Models; Rear Shaft - With 3 Joint Shaft	15	A, I, B	210-0160	215-0160	
	All Models; Wheel Joint	15	G, H	210-0332	---	

4WD TRUCKS

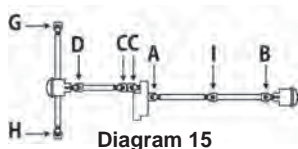
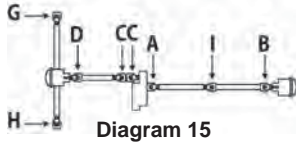


Diagram 15

Year	Make and Model	Diagram	Location	Standard	Performance
DODGE: PICKUP 3/4 TON (Cont.)					
1999-98	All Models; Front Shaft	15	C, C	210-0213	215-1203
	All Models; Front Shaft - At Front Axle with Inside Lock Ring	15	D	210-1309	215-1309
	All Models; Front Shaft - At Front Axle with Outside Lock Ring	15	D	240-0359	---
	All Models; Rear Shaft - With 2 Joint Shaft	15	A, B	210-0160	215-0160
	All Models; Rear Shaft - With 3 Joint Shaft	15	A, I, B	210-0160	215-0160
	All Models; Wheel Joint - Club Cab / Quad Cab	15	G, H	210-0332	---
	All Models; Wheel Joint - Regular Cab with 3500# Axle (1 3/16" OD Bearings)	15	G, H	215-0299	---
	All Models; Wheel Joint - Regular Cab with 4500# Axle (1 3/8" OD Bearings)	15	G, H	210-0332	---
1997-94	All Models; Front Shaft	15	C, C	210-0213	215-1203
	All Models; Rear Shaft - Exc. Turbo Diesel & V-10	15	D	210-1309	215-1309
	All Models; Rear Shaft - Turbo Diesel & V-10 with 2 Joints	15	A, B	210-1309	215-1309
	All Models; Rear Shaft - Turbo Diesel & V-10 with 3 Joints	15	A, B	210-0160	215-0160
	All Models; Rear Shaft - Turbo Diesel & V-10 with 3 Joints	15	A, I, B	210-0160	215-0160
	All Models; Wheel Joints - For 3500# Axle (1 3/16" OD Bearings)	15	G, H	215-0299	---
	All Models; Wheel Joints - For 4500# Axle (1 3/8" OD Bearings)	15	G, H	210-0332	---
	▲ Flange Yoke 260-0628				
	▲ H Yoke 260-0648				
	▲ Replacement Ball Kit 261-0617				
▲ Clamp Kit 260-0160 - Fits {210-0160}					
1993-92	Club Cab				
	Front Shaft	15	C, C	210-3105	215-3105
	- w/ 2-1/8in. Yoke	15	D	211-1306	215-1307
	- w/ 2-5/8in. Yoke	15	D	210-1309	215-1309
	▲ Ball Seat Kit 260-1200				
	▲ Flange Yoke 260-0626				
	▲ H Yoke 260-0646				
	▲ Weld Yoke 260-0636				
	Rear Shaft - Exc. Turbo Diesel	15	A, I, B	210-1309	215-1309
	- Turbo Diesel	15	A, I, B	210-0160	215-0160
	Front Axle Joints - 3500# Front Axle; w/ 1-3/16in. OD Brg.	15	G, H	210-0297	215-0297
	- 4500# Front Axle; w/ 1-3/8in. OD Brg.	15	G, H	210-0332	---
	▲ Clamp Kit 260-0266 - Fits {211-1306}				
	▲ Clamp Kit 260-0160 - Fits {210-0160}				
	Exc. Club Cab				
	Front Shaft	15	C, C	210-3105	215-3105
	- w/ 2-1/8in. Yoke	15	D	211-1306	215-1307
	- w/ 2-5/8in. Yoke	15	D	210-1309	215-1309
	▲ Ball Seat Kit 260-1200				
	▲ Flange Yoke 260-0626				
▲ H Yoke 260-0646					
▲ Weld Yoke 260-0636					
Rear Shaft - Exc. Turbo Diesel	15	A, B	210-1309	215-1309	
- Turbo Diesel	15	A, B	210-0160	215-0160	
Front Axle Joints - 3500# Front Axle; w/ 1-3/16in. OD Brg.	15	G, H	210-0297	215-0297	
- 4500# Front Axle; w/ 1-3/8in. OD Brg.	15	G, H	210-0332	---	
▲ Clamp Kit 260-0266 - Fits {211-1306}					
▲ Clamp Kit 260-0160 - Fits {210-0160}					
1991-90	Club Cab				
	Front Shaft	15	C, C	210-3105	215-3105
	- w/ 2-1/8in. Yoke	15	D	211-1306	215-1307
	- w/ 2-5/8in. Yoke	15	D	210-1309	215-1309
	▲ Ball Seat Kit 260-1200				
	▲ Flange Yoke 260-0626				
	▲ H Yoke 260-0646				
	▲ Weld Yoke 260-0636				
	Rear Shaft - w/ Inside Lock Rings	15	A, I, B	211-1306	215-1307
	- w/ Outside Lock Rings	15	A, I, B	210-0160	215-0160
	Front Axle Joints - 3500# Front Axle; w/ 1-3/16in. OD Brg.	15	G, H	210-0297	215-0297
	- 4500# Front Axle; w/ 1-3/8in. OD Brg.	15	G, H	210-0332	---
	▲ Clamp Kit 260-0266 - Fits {211-1306}				
	▲ Clamp Kit 260-0160 - Fits {210-0160}				

4WD TRUCKS

UNIVERSAL JOINTS



4WD TRUCKS

Year	Make and Model	Diagram	Location	Standard	Performance
DODGE: PICKUP 3/4 TON (Cont.)					
1991-90 (Cont.)	Exc. Club Cab				
	Front Shaft	15	C, C	210-3105	215-3105
	- w/ 2-1/8in. Yoke	15	D	211-1306	215-1307
	- w/ 2-5/8in. Yoke	15	D	210-1309	215-1309
	▲ Ball Seat Kit 260-1200				
	▲ Flange Yoke 260-0626				
	▲ H Yoke 260-0646				
	▲ Weld Yoke 260-0636				
	Rear Shaft - w/ Inside Lock Rings	15	A, B	211-1306	215-1307
	- w/ Outside Lock Rings	15	A, B	210-0160	215-0160
1991-90	Front Axle Joints - 3500# Front Axle; w/ 1-3/16in. OD Brg.	15	G, H	210-0297	215-0297
	- 4500# Front Axle; w/ 1-3/8in. OD Brg.	15	G, H	210-0332	—
	▲ Clamp Kit 260-0266 - Fits {211-1306}				
	▲ Clamp Kit 260-0160 - Fits {210-0160}				
1989-88	Front Shaft	15	C, C	210-3105	215-3105
	15	D	211-1306	215-1307
	▲ Ball Seat Kit 260-1200				
	▲ Flange Yoke 260-0626				
	▲ H Yoke 260-0646				
	▲ Weld Yoke 260-0636				
	Rear Shaft - w/ Inside Lock Rings	15	A, B	211-1306	215-1307
	- w/ Outside Lock Rings	15	A, B	210-0160	215-0160
	Front Axle Joints - 3500# Front Axle; w/ 1-3/16in. OD Brg.	15	G, H	210-0297	215-0297
	- 4500# Front Axle; w/ 1-3/8in. OD Brg.	15	G, H	210-0332	—
	▲ Clamp Kit 260-0266 - Fits {211-1306}				
	▲ Clamp Kit 260-0160 - Fits {210-0160}				
1987-82	Front Shaft	15	C, C	210-3105	215-3105
	15	D	210-1306	215-1306
	▲ Ball Seat Kit 260-1200				
	▲ Flange Yoke 260-0626				
	▲ H Yoke 260-0646				
	▲ Weld Yoke 260-0636				
	Rear Shaft - w/ 2 Joint Shaft	15	A, B	210-1306	215-1306
	- w/ 3 Joint Shaft	15	A, I, B	210-1306	215-1306
	Front Axle Joints - 3500# Front Axle; w/ 1-3/16in. OD Brg.	15	G, H	210-0297	215-0297
	- 4500# Front Axle; w/ 1-3/8in. OD Brg.	15	G, H	210-0332	—
	▲ Clamp Kit 260-0266 - Fits {211-1306}				
1981-77	Front Shaft	15	C, C	210-3105	215-3105
	15	D	210-1306	215-1306
	▲ Ball Seat Kit 260-1200				
	▲ Flange Yoke 260-0626				
	▲ H Yoke 260-0646				
	▲ Weld Yoke 260-0636				
	Rear Shaft	15	A	210-1306	215-1306
	- w/ 3 Joint Shaft	15	I	210-1306	215-1306
	- w/ 2-1/8in. Yoke	15	B	210-1306	215-1306
	- w/ 2-5/8in. Yoke	15	B	210-1309	215-1309
	Front Axle Joints - 3500# Front Axle; w/ 1-3/16in. OD Brg.	15	G, H	210-0297	215-0297
	- 4500# Front Axle; w/ 1-3/8in. OD Brg.	15	G, H	210-0332	—
	▲ Clamp Kit 260-0266 - Fits {211-1306}				
1976-75	Front Shaft - w/ Inside Lock Rings	15	C, C	210-3105	215-3105
	15	D	210-1306	215-1306
	▲ Ball Seat Kit 260-1200				
	▲ Flange Yoke 260-0626				
	▲ H Yoke 260-0646				
	▲ Weld Yoke 260-0636				
	Front Shaft - w/ Outside Lock Rings	15	C, C	210-0278	215-0278
	15	D	210-1306	215-1306
	▲ Centering Yoke 260-0782				
	▲ H Yoke 260-0647				
	▲ Weld Yoke 260-0637				

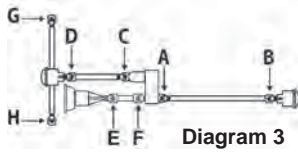


Diagram 3

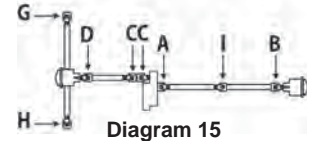
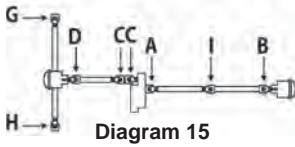


Diagram 15

Year	Make and Model	Diagram	Location	Standard	Performance
DODGE: PICKUP 3/4 TON (Cont.)					
1976-75	Rear Shaft	15	A	210-1306	215-1306
(Cont.)	- w/ 3 Joint Shaft	15	I	210-1306	215-1306
	- w/ 2-1/8in. Yoke	15	B	210-1306	215-1306
	- w/ 2-5/8in. Yoke	15	B	210-1309	215-1309
	Front Axle Joints - 3500# Front Axle; w/ 1-3/16in. OD Brg.	15	G, H	210-0297	215-0297
	- 4500# Front Axle; w/ 1-3/8in. OD Brg.	15	G, H	210-0332	—
	▲ Clamp Kit 260-0266 - Fits {210-1306}				
1974-73	Front Shaft	3	C, D	210-1306	215-1306
	Rear Shaft	3	A, B	210-1306	215-1306
	Front Axle Joints	3	G, H	210-0297	215-0297
	Intermediate Shaft	3	E, F	210-1306	215-1306
1972	Front Shaft	3	C, D	210-1306	215-1306
	Rear Shaft	3	A, B	210-1306	215-1306
	Front Axle Joints - Exc. Some	3	G, H	210-0297	215-0297
	- Some Early; w/ 1-1/16in. OD Brg.	3	G, H	210-0260	215-0269
	Intermediate Shaft	3	E, F	210-1306	215-1306
1971-68	Front Shaft	3	C, D	210-1306	215-1306
	Rear Shaft	3	A, B	210-1306	215-1306
	Front Axle Joints - w/ Inside Lock Rings	3	G, H	210-0260	215-0269
	- w/ Outside Lock Rings	3	G, H	210-0447	215-0447
	Intermediate Shaft	3	E, F	210-1306	215-1306
1967-61	Front Shaft - w/ 2-1/8in. Yoke	3	C, D	210-1306	215-1306
	- w/ 3in. Yoke	3	C, D	210-1301	—
	Rear Shaft - w/ 2-1/8in. Yoke	3	A, B	210-1306	215-1306
	- w/ 3in. Yoke	3	A, B	210-1301	—
	Front Axle Joints - w/ Inside Lock Rings	3	G, H	210-0260	215-0269
	- w/ Outside Lock Rings	3	G, H	210-0447	215-0447
	Intermediate Shaft - w/ 2-1/8in. Yoke	3	E, F	210-1306	215-1306
	- w/ 3in. Yoke	3	E, F	210-1301	—
	PTO			210-0170	—
DODGE: PICKUP 1 TON					
2006	All Models; Front Shaft	15	D	210-3105	215-3105
	15	C, C	211-0178	—
	All Models; Wheel Joint	15	G, H	210-0464	—
	All Models (Exc. Turbo Diesel with Man. Trans.); Rear Shaft - Quad Cab with Long Bed or Mega Cab	15	A, I, B	211-0160	—
	All Models (Exc. Turbo Diesel with Man. Trans.); Rear Shaft - Regular Cab or Quad Cab with Short Bed	15	A, B	211-0160	—
	All Models (Turbo Diesel with Man. Trans.); Rear Shaft - Quad Cab with Long Bed or Mega Cab	15	A, I, B	231-0188	—
	All Models (Turbo Diesel with Man. Trans.); Rear Shaft - Regular Cab or Quad Cab with Short Bed	15	A, B	231-0188	—
2005	All Models; Front Shaft - With 1 1/16" OD Bearings in H Yoke	15	C, C	210-0213	215-1203
	15	D	210-3105	215-3105
	All Models; Front Shaft - With 3 3/16" OD Bearings in H Yoke	15	D	210-3105	—
	15	C, C	211-0178	—
	All Models; Wheel Joint	15	G, H	210-0464	—
	All Models (Exc. Turbo Diesel with Man. Trans.); Rear Shaft - Quad Cab with Long Bed	15	A, I, B	211-0160	—
	All Models (Exc. Turbo Diesel with Man. Trans.); Rear Shaft - Regular Cab or Quad Cab with Short Bed	15	A, B	211-0160	—
	All Models (Turbo Diesel with Man. Trans.); Rear Shaft - Quad Cab with Long Bed	15	A, I, B	231-0188	—
	All Models (Turbo Diesel with Man. Trans.); Rear Shaft - Regular Cab or Quad Cab with Short Bed	15	A, B	231-0188	—
2004	All Models; Front Shaft	15	C, C	210-0213	215-1203
	15	D	210-3105	215-3105
	All Models; Wheel Joint	15	G, H	210-0464	—
	All Models (Exc. 6 Spd. Man. Trans.); Rear Shaft - Quad Cab with Long Bed	15	A, I, B	211-0160	—
	All Models (Exc. 6 Spd. Man. Trans.); Rear Shaft - Regular Cab or Quad Cab with Short Bed	15	A, B	211-0160	—
	All Models (With 6 Spd. Man. Trans.); Rear Shaft - Quad Cab with Long Bed	15	A, I, B	231-0188	—
	All Models (With 6 Spd. Man. Trans.); Rear Shaft - Regular Cab or Quad Cab with Short Bed	15	A, B	231-0188	—

4WD TRUCKS

UNIVERSAL JOINTS



4WD TRUCKS

Year	Make and Model	Diagram	Location	Standard	Performance
DODGE: PICKUP 1 TON (Cont.)					
2003	All Models; Front Shaft	15	C, C	210-0213	215-1203
		15	D	210-3105	215-3105
	All Models; Wheel Joint	15	G, H	210-0464	---
	All Models (Exc. 6 Spd. Man. Trans.); Rear Shaft - Quad Cab with Long Bed	15	A, I, B	211-0160	---
2002-00	All Models (Exc. 6 Spd. Man. Trans.); Rear Shaft - Regular Cab or Quad Cab with Short Bed	15	A, B	211-0160	---
	All Models (With 6 Spd. Man. Trans.); Rear Shaft	15	A, I, B	231-0188	---
	All Models; Front Shaft	15	C, C	210-0213	215-1203
		15	D	210-0213	215-1203
1999-98	All Models; Rear Shaft - With 2 Joint Shaft	15	A, B	210-0160	215-0160
	All Models; Rear Shaft - With 3 Joint Shaft	15	A, I, B	210-0160	215-0160
	All Models; Wheel Joint	15	G, H	210-0332	---
	All Models; Front Shaft	15	C, C	210-0213	215-1203
1997-94	All Models; Front Shaft - At Front Axle with Inside Lock Ring	15	D	210-1309	215-1309
	All Models; Front Shaft - At Front Axle with Outside Lock Ring	15	D	240-0359	---
	All Models; Rear Shaft - With 2 Joint Shaft	15	A, B	210-0160	215-0160
	All Models; Rear Shaft - With 3 Joint Shaft	15	A, I, B	210-0160	215-0160
1993-92	All Models; Wheel Joint	15	G, H	210-0332	---
	All Models; Front Shaft	15	C, C	210-0213	215-1203
		15	D	210-1309	215-1309
		15	A, B	210-0160	215-0160
1991-90	All Models; Rear Shaft - With 2 Joint Shaft	15	A, B	210-0160	215-0160
	All Models; Rear Shaft - With 3 Joint Shaft	15	A, I, B	210-0160	215-0160
	All Models; Wheel Joint	15	G, H	210-0332	---
	▲ Clamp Kit 260-0160 - Fits {210-0160}				
1991-90	Club Cab				
	Front Shaft	15	C, C	210-3105	215-3105
	- w/ 2-1/8in. Yoke	15	D	211-1306	215-1307
	- w/ 2-5/8in. Yoke	15	D	210-1309	215-1309
	▲ Ball Seat Kit 260-1200				
	▲ Flange Yoke 260-0626				
	▲ H Yoke 260-0646				
	▲ Weld Yoke 260-0636				
	Rear Shaft - Exc. Turbo Diesel	15	A, I, B	210-1309	215-1309
	- Turbo Diesel	15	A, I, B	210-0160	215-0160
	Front Axle Joints - 3500# Front Axle; w/ 1-3/16in. OD Brg.	15	G, H	210-0297	215-0297
	- 4500# Front Axle; w/ 1-3/8in. OD Brg.	15	G, H	210-0332	---
▲ Clamp Kit 260-0266 - Fits {211-1306}					
▲ Clamp Kit 260-0160 - Fits {210-0160}					
Exc. Club Cab					
Front Shaft	15	C, C	210-3105	215-3105	
- w/ 2-1/8in. Yoke	15	D	211-1306	215-1307	
- w/ 2-5/8in. Yoke	15	D	210-1309	215-1309	
▲ Ball Seat Kit 260-1200					
▲ Flange Yoke 260-0626					
▲ H Yoke 260-0646					
▲ Weld Yoke 260-0636					
Rear Shaft - Exc. Turbo Diesel	15	A, B	210-1309	215-1309	
- Turbo Diesel	15	A, B	210-0160	215-0160	
Front Axle Joints - 3500# Front Axle; w/ 1-3/16in. OD Brg.	15	G, H	210-0297	215-0297	
- 4500# Front Axle; w/ 1-3/8in. OD Brg.	15	G, H	210-0332	---	
▲ Clamp Kit 260-0266 - Fits {211-1306}					
▲ Clamp Kit 260-0160 - Fits {210-0160}					
Front Shaft	15	C, C	210-3105	215-3105	
	15	D	211-1306	215-1307	
▲ Ball Seat Kit 260-1200					
▲ Flange Yoke 260-0626					
▲ H Yoke 260-0646					
▲ Weld Yoke 260-0636					
Rear Shaft - w/ Inside Lock Rings	15	A, B	211-1306	215-1307	
- w/ Outside Lock Rings	15	A, B	210-0160	215-0160	
Front Axle Joints - 3500# Front Axle; w/ 1-3/16in. OD Brg.	15	G, H	210-0297	215-0297	
- 4500# Front Axle; w/ 1-3/8in. OD Brg.	15	G, H	210-0332	---	
▲ Clamp Kit 260-0266 - Fits {211-1306}					
▲ Clamp Kit 260-0160 - Fits {210-0160}					

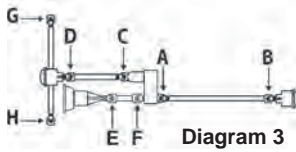


Diagram 3

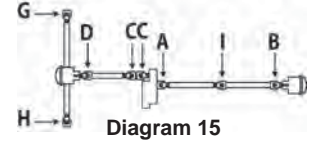
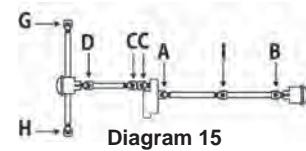
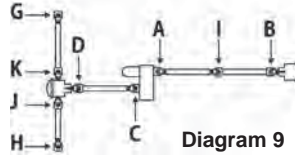
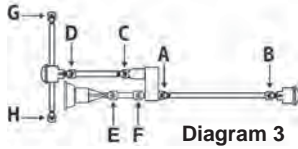


Diagram 15

Year	Make and Model	Diagram	Location	Standard	Performance	
DODGE: PICKUP 1 TON (Cont.)						
1989-88	Front Shaft.....	15	C, C	210-3105	215-3105	
	15	D	211-1306	215-1307	
	▲ Ball Seat Kit 260-1200					
	▲ Flange Yoke 260-0626					
	▲ H Yoke 260-0646					
	▲ Weld Yoke 260-0636					
	Rear Shaft - w/ Inside Lock Rings; w/ 2-1/8in. Yoke.....	15	A, B	210-1306	215-1306	
	- w/ Inside Lock Rings; w/ 3in. Yoke.....	15	A, B	210-1301	—	
	- w/ Outside Lock Rings.....	15	A, B	210-0160	215-0160	
	Front Axle Joints - 3500# Front Axle; w/ 1-3/16in. OD Brg.....	15	G, H	210-0297	215-0297	
	- 4500# Front Axle; w/ 1-3/8in. OD Brg.....	15	G, H	210-0332	—	
	▲ Clamp Kit 260-0266 - Fits {211-1306}					
▲ Clamp Kit 260-0160 - Fits {210-0160}						
1987-82	Front Shaft.....	15	C, C	210-3105	215-3105	
	15	D	210-1306	215-1306	
	▲ Ball Seat Kit 260-1200					
	▲ Flange Yoke 260-0626					
	▲ Weld Yoke 260-0636					
1987-82	Rear Shaft.....	15	A	210-1306	215-1306	
	- w/ 3 Joint Shaft.....	15	I	210-1306	215-1306	
	- w/ 2-1/8in. Yoke.....	15	B	210-1306	215-1306	
	- w/ 3in. Yoke.....	15	B	210-1301	—	
	Front Axle Joints - 3500# Front Axle; w/ 1-3/16in. OD Brg.....	15	G, H	210-0297	215-0297	
	- 4500# Front Axle; w/ 1-3/8in. OD Brg.....	15	G, H	210-0332	—	
	▲ Clamp Kit 260-0266 - Fits {210-1306}					
	1981-77	Front Shaft.....	15	C, C	210-3105	215-3105
		15	D	210-1306	215-1306
		▲ Ball Seat Kit 260-1200				
▲ Flange Yoke 260-0626						
▲ H Yoke 260-0646						
▲ Weld Yoke 260-0636						
Rear Shaft.....		15	A	210-1306	215-1306	
- w/ 3 Joint Shaft.....		15	I	210-1306	215-1306	
- w/ 2-1/8in. Yoke.....		15	B	210-1306	215-1306	
- w/ 2-5/8in. Yoke.....		15	B	210-1309	215-1309	
Front Axle Joints - 3500# Front Axle; w/ 1-3/16in. OD Brg.....	15	G, H	210-0297	215-0297		
- 4500# Front Axle; w/ 1-3/8in. OD Brg.....	15	G, H	210-0332	—		
▲ Clamp Kit 260-0266 - Fits {210-1306}						
1976-75	Front Shaft - w/ Inside Lock Rings.....	15	C, C	210-3105	215-3105	
	15	D	210-1306	215-1306	
	▲ Ball Seat Kit 260-1200					
	▲ Flange Yoke 260-0626					
	▲ H Yoke 260-0646					
	▲ Weld Yoke 260-0636					
	Front Shaft - w/ Outside Lock Rings.....	15	C, C	210-0278	215-0278	
	15	D	210-1306	215-1306	
	▲ Centering Yoke 260-0782					
	▲ H Yoke 260-0647					
▲ Weld Yoke 260-0637						
1974-73	Rear Shaft.....	15	A	210-1306	215-1306	
	- w/ 3 Joint Shaft.....	15	I	210-1306	215-1306	
	- w/ 2-1/8in. Yoke.....	15	B	210-1306	215-1306	
	- w/ 2-5/8in. Yoke.....	15	B	210-1309	215-1309	
	Rear Shaft - w/ 3in. Yoke.....	15	B	210-1301	—	
	Front Axle Joints - 3500# Front Axle; w/ 1-3/16in. OD Brg.....	15	G, H	210-0297	215-0297	
	- 4500# Front Axle; w/ 1-3/8in. OD Brg.....	15	G, H	210-0332	—	
	▲ Clamp Kit 260-0266 - Fits {210-1306}					
	Front Shaft.....	3	C, D	210-1301	—	
	Rear Shaft.....	3	A, B	210-1301	—	
Intermediate Shaft.....	3	E, F	210-1301	—		

4WD TRUCKS

UNIVERSAL JOINTS



Year	Make and Model	Diagram	Location	Standard	Performance
DODGE: PICKUP 1 TON (Cont.)					
1972	Front Shaft	3	C, D	210-1301	—
	Rear Shaft	3	A, B	210-1301	—
	Intermediate Shaft	3	E	210-1309	215-1309
		3	F	210-1301	—
1971-59	Exc. Military; On 129in. or 133in. WB				
	Front Shaft	3	C, D	210-1301	—
	Rear Shaft	3	A, B	210-1301	—
	Intermediate Shaft	3	E, F	210-1301	—
	PTO			210-0170	—
1971-51	Military				
	Front Shaft	3	C, D	210-1300	—
	Rear Shaft	3	A, B	210-1300	—
	Intermediate Shaft	3	E, F	210-1301	—
1965-46	Exc. Military; On 126in. WB				
	Front Shaft	3	C, D	210-1300	—
	Rear Shaft	3	A, B	210-1300	—
	Intermediate Shaft	3	E, F	210-1301	—
	PTO	3		210-1300	—
1958	Exc. Military; On 129in. WB				
	Front Shaft	3	C, D	210-1205	—
	Rear Shaft	3	A, B	210-1205	—
	Intermediate Shaft	3	E, F	210-1205	—
DODGE: RAIDER					
1989	Exc. V-6				
	Front Shaft	9	C, D	220-0081	215-0081
	Rear Shaft	9	A, B	220-0088	215-0088
	V-6				
	Front Shaft	9	C, D	220-0081	215-0081
	Rear Shaft	9	A, B	220-0093	215-0093
1988-87	Front Shaft	9	C, D	220-0081	215-0081
	Rear Shaft	9	A, B	220-0088	215-0088
DODGE: RAM 50, D50 PICKUP					
1993-90	Front Shaft	9	C, D	220-0081	215-0081
	Rear Shaft - Standard Model	9	A, B	220-0093	215-0093
	- Long Bed or Macrocab	9	A, I, B	220-0093	215-0093
1989-82	Front Shaft	9	C, D	220-0081	215-0081
	Rear Shaft	9	A, B	220-0088	215-0088
1981-79	Front Shaft	3	C, D	220-0081	215-0081
	Rear Shaft	3	A, B	220-0081	215-0081
	Intermediate Shaft	3	E, F	220-0081	215-0081
DODGE: RAMCHARGER					
1993-92	Front Shaft	15	C, C	210-3105	215-3105
		15	D	211-1306	215-1307
	▲ Ball Seat Kit 260-1200				
	▲ Flange Yoke 260-0626				
	▲ H Yoke 260-0646				
	▲ Weld Yoke 260-0636				
	Rear Shaft - w/ 2-1/8in. Yoke	15	A, B	211-1306	215-1307
	- w/ 2-5/8in. Yoke	15	A, B	210-1309	215-1309
	Front Axle Joints	15	G, H	210-0297	215-0297
	▲ Clamp Kit 260-0266 - Fits {211-1306}				
1991-88	Front Shaft	15	C, C	210-3105	215-3105
		15	D	211-1306	215-1307
	▲ Ball Seat Kit 260-1200				
	▲ Flange Yoke 260-0626				
	▲ H Yoke 260-0646				
	▲ Weld Yoke 260-0636				
	Rear Shaft	15	A, B	211-1306	215-1307
	Front Axle Joints	15	G, H	210-0297	215-0297
	▲ Clamp Kit 260-0266 - Fits {211-1306}				

4WD TRUCKS

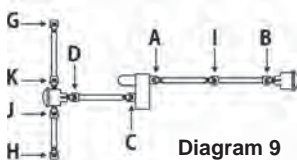


Diagram 9

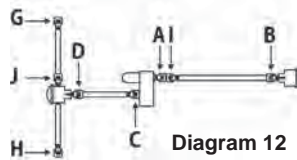


Diagram 12

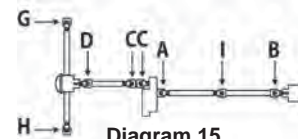


Diagram 15

Year	Make and Model	Diagram	Location	Standard	Performance
DODGE: RAMCHARGER (Cont.)					
1987-82	Front Shaft.....	15	C, C	210-3105	215-3105
	15	D	210-1306	215-1306
	▲ Ball Seat Kit 260-1200				
	▲ Flange Yoke 260-0626				
	▲ H Yoke 260-0646				
	▲ Weld Yoke 260-0636				
	Rear Shaft.....	15	A, B	210-1306	215-1306
	Front Axle Joints.....	15	G, H	210-0297	215-0297
	▲ Clamp Kit 260-0266 - Fits {210-1306}				
	1981-77	Front Shaft.....	15	C, C	210-3105
.....		15	D	210-1306	215-1306
▲ Ball Seat Kit 260-1200					
▲ Flange Yoke 260-0626					
▲ H Yoke 260-0646					
▲ Weld Yoke 260-0636					
Rear Shaft.....		15	A	210-1306	215-1306
- w/ 2-1/8in. Yoke.....		15	B	210-1306	215-1306
- w/ 2-5/8in. Yoke.....		15	B	210-1309	215-1309
Front Axle Joints.....		15	G, H	210-0297	215-0297
▲ Clamp Kit 260-0266 - Fits {210-1306}					
1976	Front Shaft - w/ Inside Lock Rings.....	15	C, C	210-3105	215-3105
	15	D	210-1306	215-1306
	▲ Ball Seat Kit 260-1200				
	▲ Flange Yoke 260-0626				
	▲ H Yoke 260-0646				
	▲ Weld Yoke 260-0636				
	Front Shaft - w/ Outside Lock Rings.....	15	C, C	210-0278	215-0278
	15	D	210-1306	215-1306
	▲ Centering Yoke 260-0782				
	▲ H Yoke 260-0647				
▲ Weld Yoke 260-0637					
Rear Shaft.....	15	A	210-1306	215-1306	
- w/ 2-1/8in. Yoke.....	15	B	210-1306	215-1306	
- w/ 2-5/8in. Yoke.....	15	B	210-1309	215-1309	
Front Axle Joints.....	15	G, H	210-0297	215-0297	
▲ Clamp Kit 260-0266 - Fits {210-1306}					
1975-74	Front Shaft.....	15	C, C	210-0278	215-0278
	15	D	210-1306	215-1306
	▲ Centering Yoke 260-0782				
	▲ H Yoke 260-0647				
	▲ Weld Yoke 260-0637				
	Rear Shaft.....	15	A	210-1306	215-1306
	- w/ 2-1/8in. Yoke.....	15	B	210-1306	215-1306
	- w/ 2-5/8in. Yoke.....	15	B	210-1309	215-1309
	Front Axle Joints.....	15	G, H	210-0297	215-0297
	▲ Clamp Kit 260-0266 - Fits {210-1306}				
FORD: AEROSTAR					
1997-90	Front Shaft.....	9	C, D	210-0443	215-0443
	Rear Shaft.....	9	A, B	210-0153	215-0153
	Front Axle Joints - Inboard.....	9	J, K	214-0443	—
FORD: BRONCO					
1996-92	Front Shaft.....	12	C, D	210-1204	215-1204
	Rear Shaft.....	12	A, I, B	210-0213	215-0354
	▲ Flange Yoke 260-1628				
	▲ H Yoke 260-0648				
	▲ Replacement Ball Kit 261-0617				
Front Axle Joints.....	12	G, H, J	210-0297	215-0297	
▲ U-Bolt Kit 260-1204 - Fits {210-1204}					

4WD TRUCKS

UNIVERSAL JOINTS

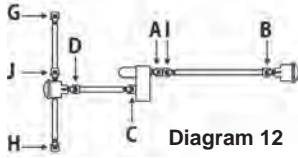


Diagram 12

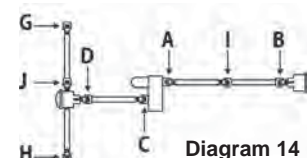


Diagram 14

4WD TRUCKS

Year	Make and Model	Diagram	Location	Standard	Performance
FORD: BRONCO (Cont.)					
1991	Front Shaft.....	12	C, D	210-1204	215-1204
	Rear Shaft - 5.0L w/ 4 Speed Auto. Trans.....	12	A, B	210-0153	215-0153
	- Exc. 5.0L w/ 4 Speed Auto. Trans.....	12	A, I, B	210-0213	215-0354
	▲ Flange Yoke 260-1628				
	▲ H Yoke 260-0648				
	▲ Replacement Ball Kit 261-0617				
	Front Axle Joints.....	12	G, H, J	210-0297	215-0297
	▲ U-Bolt Kit 260-1204 - Fits {210-1204}				
1990	Front Shaft.....	12	C, D	210-1204	215-1204
	Rear Shaft.....	12	A, I, B	210-0213	215-0354
	▲ H Yoke 260-0648				
	▲ Replacement Ball Kit 261-0612				
	Front Axle Joints.....	12	G, H, J	210-0297	215-0297
	▲ U-Bolt Kit 260-1204 - Fits {210-1204}				
1989	Front Shaft - Exc. HD 5 Speed Manual Trans.....	14	C, D	210-1204	215-1204
	- w/ HD 5 Speed Manual Trans. and Koyo CV.....	12	C	240-0231	215-4009**
	12	D	210-1204	215-1204
	Rear Shaft - Thru 1/89; Exc. 5 Speed Manual Trans.....	14	A	210-0213	215-0354
	14	B	210-1204	215-1204
	- Thru 1/89; w/ 5 Speed Manual Trans.....	14	A, I, B	210-1204	215-1204
	- From 2/89.....	12	A, I, B	210-0213	215-0354
	▲ H Yoke 260-0648				
	▲ Replacement Ball Kit 261-0612				
1989	Front Axle Joints.....	14	G, H, J	210-0297	215-0297
	▲ U-Bolt Kit 260-1204 - Fits {210-1204}				
1988	Front Shaft.....	14	C, D	210-1204	215-1204
	Rear Shaft - w/ Auto. or 4 Speed Manual Trans.....	14	A	210-0213	215-0354
	14	B	210-1204	215-1204
	- w/ 5 Speed Manual Trans.....	14	A, I, B	210-1204	215-1204
	Front Axle Joints.....	14	G, H, J	210-0297	215-0297
	▲ U-Bolt Kit 260-1204 - Fits {210-1204}				
1987	Front Shaft.....	12	C	210-0213	215-0354
	12	D	210-1204	215-1204
	Rear Shaft - Ford; w/ Outside Lock Ring CV.....	12	A, I	210-0213	215-0354
	12	B	210-1204	215-1204
	▲ Centering Yoke 260-0779				
	▲ H Yoke 260-0648				
	▲ Weld Yoke 260-0638				
	Rear Shaft - Koyo w/ Inside Lock Ring CV.....	12	A	240-0231	215-4009**
	12	I	210-3105	215-3105
	12	B	210-1204	215-1204
	Front Axle Joints.....	12	G, H, J	210-0297	215-0297
	▲ U-Bolt Kit 260-1204 - Fits {210-1204}				
1986	Front Shaft.....	12	C	210-0213	215-0354
	12	D	210-1204	215-1204
	Rear Shaft.....	12	A, I	210-0213	215-0354
	12	B	210-1204	215-1204
	▲ Centering Yoke 260-0779				
	▲ H Yoke 260-0648				
	▲ Weld Yoke 260-0638				
	Front Axle Joints.....	12	G, H, J	210-0297	215-0297
	▲ U-Bolt Kit 260-1204 - Fits {210-1204}				
1985-82	Front Shaft.....	12	C, D	210-1204	215-1204
	Rear Shaft.....	12	A, I	210-0213	215-0354
	12	B	210-1204	215-1204
	▲ Centering Yoke 260-0779				
	▲ H Yoke 260-0648				
	▲ Weld Yoke 260-0638				
	Front Axle Joints.....	12	G, H, J	210-0297	215-0297
	▲ U-Bolt Kit 260-1204 - Fits {210-1204}				

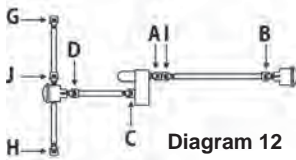


Diagram 12

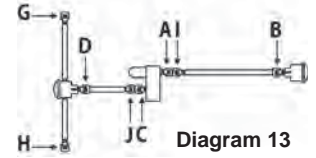
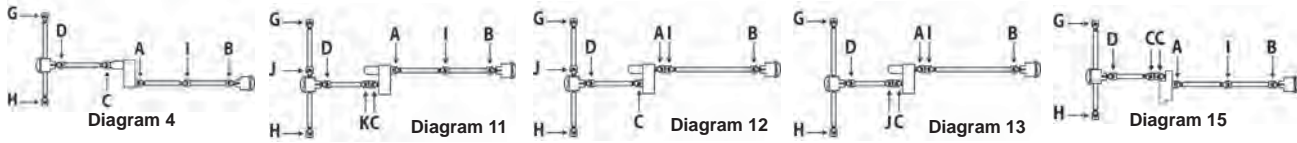


Diagram 13

Year	Make and Model	Diagram	Location	Standard	Performance
FORD: BRONCO (Cont.)					
1981-80	Front Shaft - Before S/N GJ0, 000.....	12	C	210-0213	215-0354
	12	D	210-1204	215-1204
	- From S/N HJ0, 001.	12	C	210-1204	215-1204
	12	D	210-0213	215-0354
	Rear Shaft.	12	A, I	210-0213	215-0354
	12	B	210-1204	215-1204
	▲ Centering Yoke 260-0779				
	▲ H Yoke 260-0648				
	▲ Weld Yoke 260-0638				
	Front Axle Joints.....	12	G, H, J	210-0297	215-0297
▲ U-Bolt Kit 260-1204 - Fits {210-1204}					
1979	Front Shaft.	13	J, C	210-0213	215-0354
	- U-Joints Not Using U-bolts.....	13	D	210-0213	215-0354
	- U-Joints Using U-bolts.	13	D	210-1204	215-1204
	▲ Centering Yoke 260-0779				
	▲ H Yoke 260-0648				
	▲ Weld Yoke 260-0638				
	Rear Shaft.	13	A, I	210-0213	215-0354
	13	B	210-1204	215-1204
	▲ Centering Yoke 260-0779				
	▲ H Yoke 260-0648				
▲ Weld Yoke 260-0638					
Front Axle Joints.....	13	G, H	210-0297	215-0297	
▲ U-Bolt Kit 260-1204 - Fits {210-1204}					
1978	Front Shaft.	13	J, C	210-0278	215-0278
	- 6.6L V-8, w/ Auto. Trans.	13	D	210-0213	215-0354
	- Exc. 6.6L V-8, w/ Auto. Trans.....	13	D	210-0153	215-0153
	▲ Centering Yoke 260-0782				
	▲ H Yoke 260-0647				
	▲ Weld Yoke 260-0633				
	Rear Shaft.	13	A, I	210-0278	215-0278
	- 6.6L V-8, w/ Auto. Trans.	13	B	210-0213	215-0354
	- Exc. 6.6L V-8, w/ Auto. Trans.....	13	B	210-0153	215-0153
	▲ Centering Yoke 260-0782				
▲ H Yoke 260-0647					
▲ Weld Yoke 260-0633					
Front Axle Joints.....	13	G, H	210-0297	215-0297	
▲ U-Bolt Kit 260-0121 - Fits {210-0153}					
1977-70	Front Shaft.	13	J, C	210-0278	215-0278
	13	D	210-0153	215-0153
	▲ Centering Yoke 260-0782				
	▲ H Yoke 260-0647				
	▲ Weld Yoke 260-0633				
	Rear Shaft.	13	A, I	210-0278	215-0278
	13	B	210-0153	215-0153
	▲ Centering Yoke 260-0782				
	▲ H Yoke 260-0647				
	▲ Weld Yoke 260-0633				
Front Axle Joints.....	13	G, H	210-0260	215-0269	
▲ U-Bolt Kit 260-0121 - Fits {210-0153}					
1969	From F-20,001				
	Front Shaft.	13	J, C	210-0278	215-0278
	13	D	210-0153	215-0153
	▲ Centering Yoke 260-0782				
	▲ H Yoke 260-0647				
	▲ Weld Yoke 260-0633				
	Rear Shaft.	13	A, I	210-0278	215-0278
	13	B	210-0153	215-0153
	▲ Centering Yoke 260-0782				
	▲ H Yoke 260-0647				
▲ Weld Yoke 260-0633					

4WD TRUCKS

UNIVERSAL JOINTS



Year	Make and Model	Diagram	Location	Standard	Performance
FORD: BRONCO (Cont.)					
1969	Front Axle Joints.....	13	G, H	210-0260	215-0269
(Cont.)	▲ U-Bolt Kit 260-0121 - Fits {210-0153}				
	Before F-20,001				
	Front Shaft.....	13	C, D	210-2530	215-2530
	13	J	210-2500	215-2500
	▲ H Yoke 260-0643				
	Rear Shaft.....	13	A, B	210-2530	215-2530
	13	I	210-2500	215-2500
	▲ H Yoke 260-0643				
	Front Axle Joints.....	13	G, H	210-0260	215-0269
	▲ U-Bolt Kit 260-0121 - Fits {210-2530}				
1968-66	Front Shaft.....	13	C, D	210-2530	215-2530
	13	J	210-2500	215-2500
	▲ H Yoke 260-0643				
	Rear Shaft.....	13	A, B	210-2530	215-2530
	13	I	210-2500	215-2500
	▲ H Yoke 260-0643				
	Front Axle Joints.....	13	G, H	210-0260	215-0269
	▲ U-Bolt Kit 260-0121 - Fits {210-2530}				
FORD: BRONCO II					
1990	Front Shaft.....	11	D	210-0153	215-0153
	11	C, K	210-0278	215-0278
	▲ Centering Yoke 260-0782				
	▲ H Yoke 260-0647				
1990	Front Axle Joints - w/ 1-1/16in. OD Brg.....	11	G, H, J	210-0456	215-0456
	- w/ 1-3/16in. OD Brg.....	11	G, H, J	210-0297	215-0297
	▲ Clamp Kit 260-0443 - Fits {210-0153}		C, D	210-0153	215-0153
1989-86	Front Shaft.....	11	C, D	210-0153	215-0153
	Front Axle Joints.....	11	G, H, J	210-0456	215-0456
	▲ Clamp Kit 260-0443 - Fits {210-0153}				
1985-84	Front Shaft - w/ 4 Speed Manual or Auto. Trans.....	12	C, D	210-0153	215-0153
	- w/ 5 Speed Manual Trans.; Thru 8/83.....	12	C	210-0443	215-0443
	12	D	210-0153	215-0153
	- w/ 5 Speed Manual Trans.; From 9/83.....	12	C, D	210-0153	215-0153
	Rear Shaft.....	12	A, I, B	210-0443	215-0443
	▲ Centering Yoke 260-0180				
	▲ H Yoke 260-0649				
	Front Axle Joints.....	12	G, H, J	210-0456	215-0456
FORD: ESCAPE					
2006-02	All Models.....	4	I, B	210-0153	215-0153
	▲ Clamp Kit 260-0443 - Fits {210-0153}				
FORD: EXCURSION					
2004-03	All Models; Front Shaft.....	15	C, C	210-0178	215-0178
	15	D	210-0178	215-0178
	All Models; Wheel Joint.....	15	G, H	210-0332	---
2004-02	All Models; Rear Shaft - With 5.4L V-8.....	15	A, B	210-0178	215-0178
	All Models; Rear Shaft - With V-10 or Turbo Diesel and 4" Yokes.....	15	A, B	210-0178	215-0178
	All Models; Rear Shaft - With V-10 or Turbo Diesel and 4.5" Yokes.....	15	A, B	210-0160	215-0160
2001	Front Shaft.....	15	C, C, D	210-0178	215-0178
	▲ Replacement Ball Kit 261-0617				
	Rear Shaft - 5.4L V-8.....	15	A, B	210-0178	215-0178
	- 6.8L V-10 - From 4/18/01.....	15	A, B	210-0178	215-0178
	- 6.8L V-10 - To 4/17/01.....	15	A, B	210-0160	215-0160
	- Turbo Diesel.....	15	A, B	210-0160	215-0160
	Front Axle Joints.....	15	G, H	210-0332	---
2000	Front Shaft.....	15	C, C, D	210-0178	215-0178
	▲ Ball Seat Kit 260-1200				
	Rear Shaft - 5.4L V-8.....	15	A, B	210-0178	215-0178
	- 6.8L V-10 or 7.3L V-8.....	15	A, B	210-0160	215-0160
	Front Axle Joints.....	15	G, H	210-0332	---

4WD TRUCKS

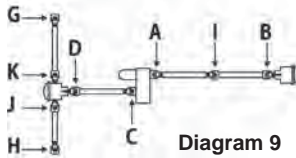


Diagram 9

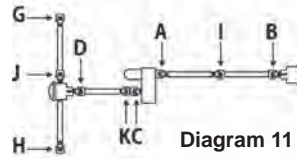


Diagram 11

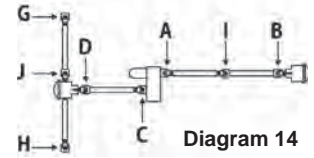


Diagram 14

Year	Make and Model	Diagram	Location	Standard	Performance
FORD: EXPEDITION					
2006-02	All Models; Front Shaft	9	C, D	210-0213	215-1203
	All Models; Rear Shaft	9	A, B	210-0178	215-0178
2001-97	All Models; Front Shaft	9	C, D	210-0213	215-1203
	All Models; Rear Shaft - 4.6 V-8 with Adj. Suspension	9	A, B	210-0178	215-0178
	All Models; Rear Shaft - 4.6 V-8 with Std. Suspension	9	A, B	210-0213	215-1203
	All Models; Rear Shaft - 5.4 V-8	9	A, B	210-0178	215-0178
FORD: EXPLORER (Includes SPORT & SPORT TRAC)					
2006-97	All Models; Front Shaft - At Front Axle	9	D	210-0153	215-0153
2006-97	All Models; Front Shaft - At Transfer Case	9	C	NR	NR
2006-97	All Models; Rear Shaft	9	A, B	210-0213	215-1203
	▲ Clamp Kit 260-0443 - Fits {210-0153}				
1996-95	Front Shaft - Exc. CV.	9	C, D	210-0153	215-0153
	- w/ CV; 2 Reqd.	9	C	210-0278	215-0278
	- w/ CV.	9	D	210-0153	215-0153
	▲ H Yoke 260-0647				
	▲ Replacement Ball Kit 261-0617				
	Rear Shaft - 2 Door; 2 Reqd.	9	A	210-0278	215-0278
	- 2 Door.	9	B	210-0213	215-0354
	- 4 Door.	9	A, B	210-0213	215-0354
	▲ H Yoke 260-0647				
	▲ Replacement Ball Kit 261-0617				
	▲ Clamp Kit 260-0443 - Fits {210-0153}				
1994-93	Front Shaft	11	C, D	210-0153	215-0153
	Rear Shaft - 4 Door; w/ Manual Trans.	11	A, B	210-0213	215-0354
	- Exc. 4 Door; w/ Manual Trans.	11	A, B	210-0153	215-0153
	Front Axle Joints - w/ 1-1/16in. OD Brg.	11	G, H, J	210-0456	215-0456
	- w/ 1-3/16in. OD Brg.	11	G, H, J	210-0297	215-0297
1992-91	Front Shaft	11	C, K	210-0278	215-0278
		11	D	210-0153	215-0153
	▲ Centering Yoke 260-0782				
	▲ H Yoke 260-0647				
	Rear Shaft - 4 Door; w/ Manual Trans.	11	A, B	210-0213	215-0354
	- Exc. 4 Door; w/ Manual Trans.	11	A, B	210-0153	215-0153
	Front Axle Joints - w/ 1-1/16in. OD Brg.	11	G, H, J	210-0456	215-0456
	- w/ 1-3/16in. OD Brg.	11	G, H, J	210-0297	215-0297
	▲ Clamp Kit 260-0443 - Fits {210-0153}				
FORD: F100/150 PICKUP					
2006-05	All Models; Front Shaft	9	C, D	210-1204	215-1204
	All Models; Rear Shaft	9	A, I, B	210-0488	210-0488
2004	All Models (Except Heritage); Front Shaft	9	C, D	210-1204	215-1204
	Heritage Model; Front Shaft	9	C, D	210-1203	215-1203
	All Models (Except Heritage); Rear Shaft	9	A, I, B	210-0488	---
		9	A, B	NR	NR
2003-97	All Models (Except Regular Cab with Short Bed); Front Shaft	9	C, D	210-0213	215-1203
	All Models (Except Regular Cab with Short Bed); Rear Shaft	9	A, B	210-0178	215-0178
	Regular Cab with Short Bed; Front Shaft	9	C, D	210-0213	215-1203
	Regular Cab with Short Bed; Rear Shaft with 4.2 V-6 or 4.6 V-8	9	A	210-0213	215-1203
		9	B	210-0213	215-1203
	Regular Cab with Short Bed; Rear Shaft with 5.4 V-8	9	A	210-0178	215-0178
		9	B	210-0178	215-0178
1996-92	Exc. SuperCab w/ Long Bed				
	Front Shaft	14	C, D	210-1204	215-1204
	Rear Shaft - U-Joints Not Using U-bolts	14	A, B	210-0213	215-0354
	- U-Joints Using U-bolts	14	A, B	210-1204	215-1204
	Front Axle Joints	14	G, H, J	210-0299	---
	▲ U-Bolt Kit 260-1204 - Fits {210-1204}				
	SuperCab w/ Long Bed				
	Front Shaft	14	C, D	210-1204	215-1204
	Rear Shaft	14	A, I, B	210-0213	215-0354
	Front Axle Joints	14	G, H, J	210-0299	---

4WD TRUCKS

UNIVERSAL JOINTS

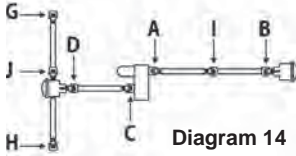
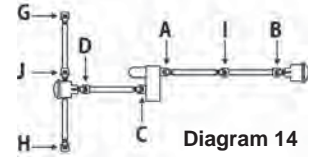
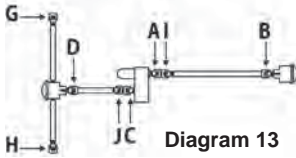


Diagram 14

4WD TRUCKS

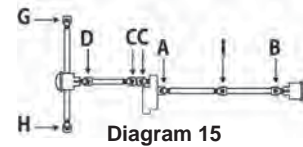
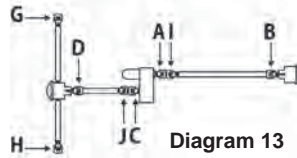
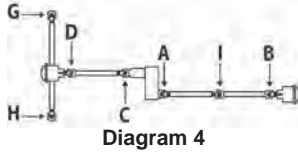
Year	Make and Model	Diagram	Location	Standard	Performance
FORD: F100/150 PICKUP (Cont.)					
1991	Exc. SuperCab w/ Long Bed				
	Front Shaft.....	14	C, D	210-1204	215-1204
	Rear Shaft - w/ 3 Speed Auto. Trans.....	14	A	210-0213	215-0354
	14	B	210-1204	215-1204
	- w/ 4 Speed Auto. Trans.....	14	A, B	210-0213	215-0354
	- w/ 4 Speed Manual Trans.....	14	A	210-0213	215-0354
	14	B	210-1204	215-1204
	- w/ Standard 5 Speed Manual Trans.....	14	A	210-0213	215-0354
	14	B	210-1204	215-1204
	- w/ HD 5 Speed Manual Trans.....	14	A, B	210-0213	215-0354
	Front Axle Joints.....	14	G, H, J	210-0299	—
	▲ U-Bolt Kit 260-1204 - Fits {210-1204}				
	SuperCab w/ Long Bed				
	Front Shaft.....	14	C, D	210-1204	215-1204
	Rear Shaft.....	14	A, I, B	210-0213	215-0354
	Front Axle Joints.....	14	G, H, J	210-0299	—
1990	Exc. SuperCab				
	Front Shaft.....	14	C, D	210-1204	215-1204
	Rear Shaft - U-Joints Not Using U-bolts.....	14	A	210-0213	215-0354
	- U-Joints Using U-bolts.....	14	A	210-1204	215-1204
	14	B	210-1204	215-1204
	Front Axle Joints.....	14	G, H, J	210-0297	215-0297
	▲ U-Bolt Kit 260-1204 - Fits {210-1204}				
	SuperCab				
	Front Shaft.....	14	C, D	210-1204	215-1204
	Rear Shaft - Long Bed.....	14	A, I	210-0213	215-0354
	14	B	210-1204	215-1204
	- Short Bed.....	14	A	210-0213	215-0354
	14	B	210-1204	215-1204
1990	Front Axle Joints.....	14	G, H, J	210-0297	215-0297
	▲ U-Bolt Kit 260-1204 - Fits {210-1204}				
1989-88	Front Shaft.....	14	C, D	210-1204	215-1204
	Rear Shaft - w/ 2 Joint Shaft; From 2/89.....	14	A, B	210-0213	215-0354
	- w/ 2 Joint Shaft; Thru 1/89, Exc. 5 Speed Manual Trans. On 116in. WB.....	14	A	210-0213	215-0354
	14	B	210-1204	215-1204
	- w/ 2 Joint Shaft; Thru 1/89, w/ 5 Speed Manual Trans. On 116in. WB.....	14	A, B	210-1204	215-1204
	- w/ 3 Joint Shaft.....	14	A, I	210-0213	215-0354
	14	B	210-1204	215-1204
	Front Axle Joints.....	14	G, H, J	210-0297	215-0297
	▲ U-Bolt Kit 260-1204 - Fits {210-1204}				
1987	Front Shaft.....	14	C	210-0213	215-0354
	14	D	210-1204	215-1204
	Rear Shaft - w/ 2 Joint Shaft.....	14	A	210-0213	215-0354
	14	B	210-1204	215-1204
	- w/ 3 Joint Shaft; Exc. Part Time Transfer Case.....	14	A, I	210-0213	215-0354
	14	B	210-1204	215-1204
	- w/ 3 Joint Shaft; w/ Part Time Transfer Case.....	14	A	210-1204	215-1204
	14	I	210-0213	215-0354
	- w/ 3 Joint Shaft; w/ Part Time Transfer Case.....	14	B	210-1204	215-1204
	Front Axle Joints.....	14	G, H, J	210-0297	215-0297
	▲ U-Bolt Kit 260-1204 - Fits {210-1204}				
1986	Front Shaft.....	14	C	210-0213	215-0354
	14	D	210-1204	215-1204
	Rear Shaft - w/ 2 Joint Shaft.....	14	A	210-0213	215-0354
	14	B	210-1204	215-1204
	- w/ 3 Joint Shaft.....	14	A, I	210-0213	215-0354
	14	B	210-1204	215-1204
	Front Axle Joints.....	14	G, H, J	210-0297	215-0297
	▲ U-Bolt Kit 260-1204 - Fits {210-1204}				



Year	Make and Model	Diagram	Location	Standard	Performance	
FORD: F100/150 PICKUP (Cont.)						
1985	Front Shaft	14	C, D	210-1204	215-1204	
	Rear Shaft - Crew Cab; Most	14	A	210-1204	215-1204	
		14	I	210-0213	215-0354	
		14	B	210-1204	215-1204	
	- Crew Cab; w/ Auto. Overdrive Trans.; w/ 4.11 Rear Axle Ratio	14	A	210-0213	215-0354	
		14	I	210-1204	215-1204	
		14	B	210-0213	215-0354	
	- Exc. Crew Cab; Most	14	A	210-0213	215-0354	
		14	B	210-1204	215-1204	
	- Exc. Crew Cab; Some w/ Manual Trans.	14	A, B	210-1204	215-1204	
	Front Axle Joints	14	G, H, J	210-0297	215-0297	
	▲ U-Bolt Kit 260-1204 - Fits {210-1204}					
	1984-82	Front Shaft	14	C, D	210-1204	215-1204
		Rear Shaft - Crew Cab	14	A	210-1204	215-1204
		14	I	210-0213	215-0354	
		14	B	210-1204	215-1204	
- Exc. Crew Cab; Thru 1/84		14	A, B	210-1204	215-1204	
- Exc. Crew Cab; From 2/84		14	A	210-0213	215-0354	
		14	B	210-1204	215-1204	
Front Axle Joints		14	G, H, J	210-0297	215-0297	
▲ U-Bolt Kit 260-1204 - Fits {210-1204}						
1981-80		Front Shaft - From S/N GJ0, 001	14	C	210-1204	215-1204
		14	D	210-0213	215-0354	
	- Thru S/N GJ0,000	14	C	210-0213	215-0354	
		14	D	210-1204	215-1204	
	Rear Shaft - Crew Cab; w/ Auto. Trans.	14	A, I	210-0213	215-0354	
		14	B	210-1204	215-1204	
	- Crew Cab; w/ Manual Trans.; From 3/16/81	14	A, I	210-0213	215-0354	
		14	B	210-1204	215-1204	
1981-1980	Rear Shaft - Crew Cab; w/ Manual Trans.; Thru 3/15/81	14	A	210-0213	215-0354	
		14	I, B	210-1204	215-1204	
	- Exc. Crew Cab	14	A	210-0213	215-0354	
		14	B	210-1204	215-1204	
	Front Axle Joints	14	G, H, J	210-0297	215-0297	
	▲ U-Bolt Kit 260-1204 - Fits {210-1204}					
	1979	Front Shaft - w/ Full Time Transfer Case	13	D	210-0213	215-0354
			13	J, C	210-0213	215-0354
▲ Centering Yoke 260-0779						
▲ H Yoke 260-0648						
▲ Weld Yoke 260-0638						
Rear Shaft - w/ Part Time Transfer Case		13	C, D	210-0213	215-0354	
- On 116in. WB; w/ CV		13	A, I	210-0213	215-0354	
		13	B	210-1204	215-1204	
▲ Centering Yoke 260-0779						
▲ H Yoke 260-0648						
▲ Weld Yoke 260-0638						
Rear Shaft - On 133in. or 116in. WB; w/o CV		13	A	210-0213	215-0354	
		13	B	210-1204	215-1204	
- On 155in. WB		15	A, I	210-0213	215-0354	
	15	B	210-1204	215-1204		
Front Axle Joints	13	G, H	210-0297	215-0297		
▲ U-Bolt Kit 260-1204 - Fits {210-1204}						
1978	Front Shaft - w/ Full Time Transfer Case	13	J, C	210-0278	215-0278	
	- w/ 3-1/2in. Yoke	13	D	210-0153	215-0153	
	▲ Centering Yoke 260-0782					
	▲ H Yoke 260-0647					
	▲ Weld Yoke 260-0633					
	- w/ 3-7/8in. Yoke	13	D	210-0213	215-0354	
	▲ Centering Yoke 260-0782					
	▲ H Yoke 260-0647					
	Front Shaft - w/ Part Time Transfer Case; w/ 3-1/2in. Yoke	13	C, D	210-0153	215-0153	
	- w/ Part Time Transfer Case; w/ 3-7/8in. Yoke	13	C, D	210-0213	215-0354	

4WD TRUCKS

UNIVERSAL JOINTS



4WD TRUCKS

Year	Make and Model	Diagram	Location	Standard	Performance
FORD: F100/150 PICKUP (Cont.)					
1978	Rear Shaft - w/ Full Time Transfer Case; Exc. 6.6L V-8.....	13	A, B	210-0153	215-0153
(Cont.)	- w/ Full Time Transfer Case; w/ 6.6L V-8.....	13	A, B	210-0213	215-0354
	- w/ Part Time Transfer Case; Exc. CV.....	13	A	210-0153	215-0153
	13	B	210-0213	215-0354
	- w/ Part Time Transfer Case; w/ CV.....	13	A, I	210-0278	215-0278
	13	B	210-0213	215-0354
	▲ Centering Yoke 260-0782				
	▲ H Yoke 260-0647				
	Front Axle Joints.....	13	G, H	210-0297	215-0297
1977	Front Shaft - w/ Full Time Transfer Case.....	15	C, C	210-0278	215-0278
	15	D	210-0153	215-0153
	▲ Centering Yoke 260-0782				
	▲ H Yoke 260-0647				
	▲ Weld Yoke 260-0633				
	Rear Shaft - w/ Part Time Transfer Case.....	15	C, D	210-0153	215-0153
	- w/ 2 Joint Shaft.....	15	A, B	210-0153	215-0153
	- w/ 3 Joint Shaft; Exc. CV and 3-1/2in. Rear Yoke.....	15	A, I, B	210-0153	215-0153
	- w/ 3 Joint Shaft; Exc. CV and 3-7/8in. Rear Yoke.....	15	A, I	210-0153	215-0153
	15	B	210-0213	215-0354
	- w/ 3 Joint Shaft; w/ CV and 3-1/2in. Rear Yoke.....	13	A, I	210-0278	215-0278
	13	B	210-0153	215-0153
	▲ Centering Yoke 260-0782				
	▲ H Yoke 260-0647				
	▲ Weld Yoke 260-0633				
	Rear Shaft - w/ 3 Joint Shaft; w/ CV and 3-7/8in. Rear Yoke.....	13	A, I	210-0278	215-0278
	13	B	210-0213	215-0354
	▲ Centering Yoke 260-0782				
	▲ H Yoke 260-0647				
	▲ Weld Yoke 260-0633				
	Front Axle Joints.....	15	G, H	210-0297	215-0297
1976	Front Shaft - w/ Full Time Transfer Case.....	15	C, C	210-0278	215-0278
	15	D	210-0153	215-0153
	▲ Centering Yoke 260-0782				
	▲ H Yoke 260-0647				
	▲ Weld Yoke 260-0633				
	Rear Shaft - w/ Part Time Transfer Case.....	15	C, D	210-0153	215-0153
	- w/ 2 Joint Shaft.....	15	A, B	210-0153	215-0153
	- w/ 3 Joint Shaft; Exc. CV.....	15	A, I, B	210-0153	215-0153
	- w/ 3 Joint Shaft; w/ CV.....	13	A, I	210-0278	215-0278
	13	B	210-0153	215-0153
	▲ Centering Yoke 260-0782				
	▲ H Yoke 260-0647				
	▲ Weld Yoke 260-0633				
	Front Axle Joints.....	15	G, H	210-0297	215-0297
1975-74	Front Shaft - w/ Full Time Transfer Case.....	15	C, C	210-0278	215-0278
	15	D	210-0153	215-0153
	▲ Centering Yoke 260-0782				
	▲ H Yoke 260-0647				
	▲ Weld Yoke 260-0633				
	Rear Shaft - w/ Part Time Transfer Case.....	15	C, D	210-0153	215-0153
	- w/ 2 Joint Shaft.....	15	A, B	210-0153	215-0153
	- w/ 3 Joint Shaft; Exc. Some V-8.....	15	A, I, B	210-0153	215-0153
	- w/ 3 Joint Shaft; Some V-8.....	15	A	210-0134	215-0134
	Front Axle Joints.....	15	G, H	210-0297	215-0297
1973	Front Shaft.....	4	C, D	210-0153	215-0153
	Rear Shaft - w/ 2 Joint Shaft.....	4	A, B	210-0153	215-0153
	- w/ 3 Joint Shaft; Exc. Some V-8.....	4	A, I, B	210-0153	215-0153
	- w/ 3 Joint Shaft; Some V-8.....	4	A	210-0134	215-0134
	Front Axle Joints.....	4	G, H	210-0297	215-0297

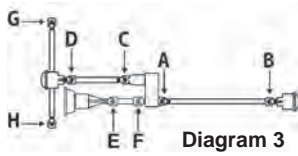


Diagram 3

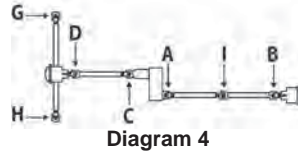


Diagram 4

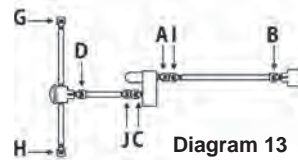


Diagram 13

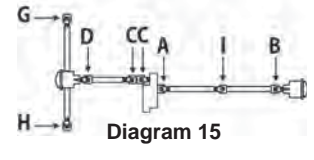


Diagram 15

Year	Make and Model	Diagram	Location	Standard	Performance
FORD: F100/150 PICKUP (Cont.)					
1972	Front Shaft	4	C, D	210-0153	215-0153
	Rear Shaft - w/ 2 Joint Shaft	4	A, B	210-0153	215-0153
	- w/ 3 Joint Shaft	4	A, I, B	210-0153	215-0153
	Front Axle Joints - Exc. Some	4	G, H	210-0297	215-0297
1971-70	- Some Early; w/ 1-1/16in. OD Brg.	4	G, H	210-0260	215-0269
	Front Shaft	4	C, D	210-0153	215-0153
	Rear Shaft - w/ 2 Joint Shaft	4	A, B	210-0153	215-0153
	- w/ 3 Joint Shaft	4	A, I, B	210-0153	215-0153
1969-67	Front Axle Joints	4	G, H	210-0260	215-0269
	Front Shaft - w/ 3-1/2in. Yoke	4	C, D	210-0153	215-0153
	- w/ 3-1/2in. and 3-7/8in. Yoke	4	C, D	210-0134	215-0134
	Rear Shaft - w/ 2 Joint Shaft; w/ 3-1/2in. Yoke	4	A, B	210-0153	215-0153
	- w/ 2 Joint Shaft; w/ 3-1/2in. and 3-7/8in. Yoke	4	A, B	210-0134	215-0134
	- w/ 3 Joint Shaft; w/ 3-1/2in. Yoke	4	A, I, B	210-0153	215-0153
	- w/ 3 Joint Shaft; w/ 3-1/2in. and 3-7/8in. Yoke	4	A, B	210-0134	215-0134
	Front Axle Joints	4	I	210-0153	215-0153
	Front Axle Joints	4	G, H	210-0260	215-0269
	1966	Front Shaft	4	C, D	210-0134
Rear Shaft - w/ 2 Joint Shaft		4	A, B	210-0134	215-0134
- w/ 3 Joint Shaft		4	A, B	210-0134	215-0134
1965-59	Front Axle Joints	4	I	210-0153	215-0153
	Front Axle Joints	4	G, H	210-0260	215-0269
	Front Shaft	3	C, D	210-0134	215-0134
	Rear Shaft	3	A, B	210-0134	215-0134
2006-05	Front Axle Joints	3	G, H	210-0260	215-0269
	Intermediate Shaft	3	E, F	210-0153	215-0153
	All Models; Front Shaft	15	C, C	210-0178	215-0178
	15	D	210-0178	215-0178
2004-02	All Models; Rear Shaft - On 137" or 142" WB	15	A, B	210-0160	215-0160
	All Models; Rear Shaft - On 162", 165", 172", 176" WB	15	A, I, B	210-0160	215-0160
	All Models; Wheel Joint	15	G, H	210-0332	---
	All Models with 5.4 Liter V-8; Front Shaft	15	C, C	210-0178	215-0178
	15	D	210-0178	215-0178
	All Models with 5.4 Liter V-8; Rear Shaft - On 137" or 142" WB	15	A, B	210-0178	215-0178
	All Models with 5.4 Liter V-8; Rear Shaft - On 156" or longer WB	15	A, I, B	210-0178	215-0178
	All Models with 5.4 Liter V-8; Wheel Joint	15	G, H	210-0332	---
	All Models with Turbo Diesel or V-10; Front Shaft	15	C, C	210-0178	215-0178
	15	D	210-0178	215-0178
2001	All Models with Turbo Diesel or V-10; Rear Shaft - On 137" or 142" WB	15	A, B	210-0160	215-0160
	All Models with Turbo Diesel or V-10; Rear Shaft - On 156" or longer WB	15	A, I, B	210-0160	215-0160
	All Models with Turbo Diesel or V-10; Wheel Joint	15	G, H	210-0332	---
	5.4L V-8				
	Front Shaft	15	C, C, D	210-0178	215-0178
	▲ Replacement Ball Kit 261-0617				
	Rear Shaft - On 137in. or 142in. WB	13	A, I, B	210-0178	215-0178
	▲ Replacement Ball Kit 261-0617				
	Rear Shaft - On 156in. or Longer WB	15	A, I, B	210-0178	215-0178
	Front Axle Joints	15	G, H	210-0332	---
Turbo Diesel or 6.8L V-10					
Front Shaft	15	C, C, D	210-0178	215-0178	
▲ Replacement Ball Kit 261-0617					
Rear Shaft - On 137in. or 142in. WB; Exc. CV	15	A, B	210-0160	215-0160	
- On 137in. or 142in. WB; w/ CV	13	A, I	210-0178	215-0178	
.....	13	B	210-0160	215-0160	
▲ Replacement Ball Kit 261-0617					
Rear Shaft - On 156in. or Longer WB	15	A, I, B	210-0160	215-0160	
Front Axle Joints	15	G, H	210-0332	---	

4WD TRUCKS

UNIVERSAL JOINTS

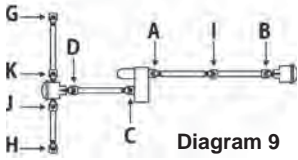


Diagram 9

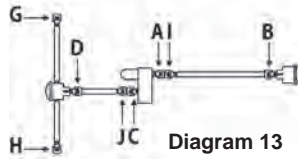


Diagram 13

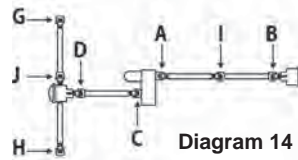


Diagram 14

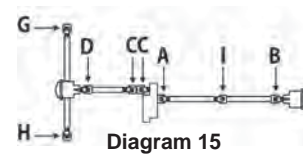


Diagram 15

4WD TRUCKS

Year	Make and Model	Diagram	Location	Standard	Performance
FORD: F200/250 PICKUP (Cont.)					
2000-99	6.8L V-10 or 7.3L V-8 Super Duty				
	Front Shaft.....	15	C, C, D	210-0178	215-0178
	▲ Ball Seat Kit 260-1200				
	Rear Shaft - On 137in. or 142in. WB; Exc. CV.....	15	A, B	210-0160	215-0160
	- On 137in. or 142in. WB; w/ CV.....	13	A, I	210-0178	215-0178
	13	B	210-0160	215-0160
	▲ Ball Seat Kit 260-1200				
	Rear Shaft - On 156in. or Longer WB.....	15	A, I, B	210-0160	215-0160
	Front Axle Joints.....	15	G, H	210-0332	—
2000	5.4L V-8				
	Front Shaft.....	15	C, C, D	210-0178	215-0178
	▲ Ball Seat Kit 260-1200				
	Rear Shaft - On 137in. or 142in. WB.....	13	A, I, B	210-0178	215-0178
	▲ Ball Seat Kit 260-1200				
	Rear Shaft - On 156in. or Longer WB.....	15	A, I, B	210-0178	215-0178
	Front Axle Joints.....	15	G, H	210-0332	—
1999	4.6L or 5.4L V-8; Std. Duty				
	Front Shaft.....	9	C	NA	—
	9	D	210-0213	215-0354
	Rear Shaft.....	9	A, B	210-0178	215-0178
	5.4L V-8; Exc. Std. Duty				
	Front Shaft.....	15	C, C, D	210-0178	215-0178
	▲ Ball Seat Kit 260-1200				
	Rear Shaft - On 137in. or 142in. WB.....	13	A, I, B	210-0178	215-0178
	▲ Ball Seat Kit 260-1200				
	Rear Shaft - On 156in. or Longer WB.....	15	A, I, B	210-0178	215-0178
	Front Axle Joints.....	15	G, H	210-0332	—
1998-97	5.8L V-8 Heavy Duty				
	Front Shaft.....	14	C, D	210-1204	215-1204
	Rear Shaft - w/ 2 Joint Shaft.....	14	A	210-0213	215-0354
	14	B	210-1204	215-1204
	- w/ 3 Joint Shaft.....	14	A, I	210-0213	215-0354
	14	B	210-1204	215-1204
	Front Axle Joints - w/ Standard Axle; w/ Inside Lock Rings.....	14	G, H, J	210-0297	215-0297
	- w/ HD Axle; w/ Outside Lock Rings.....	14	G, H, J	210-0447	215-0447
	▲ U-Bolt Kit 260-1204 - Fits {210-1204} 7.3L or 7.5L V-8 Heavy Duty Front Shaft.....	14	C, D	210-1204	215-1204
	Rear Shaft - w/ 2 Joint Shaft.....	14	A, B	210-0178	215-0178
	- w/ 3 Joint Shaft.....	14	A, I, B	210-0178	215-0178
1998-97	Front Axle Joints - w/ Standard Axle; w/ Inside Lock Rings.....	14	G, H, J	210-0297	215-0297
	- w/ HD Axle; w/ Outside Lock Rings.....	14	G, H, J	210-0447	215-0447
	▲ Clamp Kit 260-0160 - Fits {210-0178}				
	▲ U-Bolt Kit 260-1204 - Fits {210-1204}				
	Exc. Heavy Duty				
	Front Shaft.....	9	C	NA	—
	9	D	210-0213	215-0354
	Rear Shaft.....	9	A, B	210-0178	215-0178
1996-90	Exc. SuperCab				
	Front Shaft.....	14	C, D	210-1204	215-1204
	Rear Shaft - 7.3L, 7.5L; w/ Manual Trans.....	14	A, B	210-0178	215-0178
	- 7.3L, 7.5L w/ Automatic Trans.;				
	U-Joints Not Using U-bolts.....	14	A	210-0213	215-0354
	- 7.3L, 7.5L w/ Automatic Trans.; U-Joints Using U-bolts.....	14	A	210-1204	215-1204
	- 7.3L, 7.5L w/ Automatic Trans.....	14	B	210-1204	215-1204
	Front Axle Joints - w/ Standard 3850# Axle; w/ Inside Lock Rings.....	14	G, H, J	210-0297	215-0297
	- w/ HD 4600# Axle; w/ Outside Lock Rings.....	14	G, H, J	210-0447	215-0447
	▲ Clamp Kit 260-0160 - Fits {210-0178}				
	▲ U-Bolt Kit 260-1204 - Fits {210-1204}				
	SuperCab				
	Front Shaft.....	14	C, D	210-1204	215-1204
	Rear Shaft - 7.3L, 7.5L; w/ Manual Trans.....	14	A, I, B	210-0178	215-0178
	- 7.3L, 7.5L w/ Automatic Trans.....	14	A, I	210-0213	215-0354
	- Exc. 7.3L, 7.5L w/ Manual Trans.....	14	B	210-1204	215-1204

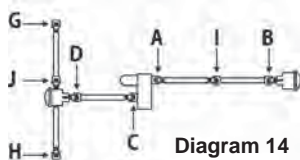


Diagram 14

Year	Make and Model	Diagram	Location	Standard	Performance
FORD: F200/250 PICKUP (Cont.)					
1996-90 (Cont.)	Front Axle Joints - w/ Standard 3850# Axle; w/ Inside Lock Rings	14	G, H, J	210-0297	215-0297
	- w/ HD 4600# Axle; w/ Outside Lock Rings	14	G, H, J	210-0447	215-0447
	▲ Clamp Kit 260-0160 - Fits {210-0178}				
	▲ U-Bolt Kit 260-1204 - Fits {210-1204}				
1989	Front Shaft	14	C, D	210-1204	215-1204
	Rear Shaft - w/ 2 Joint Shaft; Exc. HD 5 Speed Manual Trans.	14	A	210-0213	215-0354
	14	B	210-1204	215-1204
	- w/ 2 Joint Shaft; w/ HD 5 Speed Manual Trans.	14	A, B	210-0178	215-0178
	- w/ 3 Joint Shaft; Exc. HD 5 Speed Manual Trans.	14	A, I	210-0213	215-0354
	14	B	210-1204	215-1204
	- w/ 3 Joint Shaft; w/ HD 5 Speed Manual Trans.	14	A, I, B	210-0178	215-0178
	Front Axle Joints - w/ Standard Axle; w/ Inside Lock Rings	14	G, H, J	210-0297	215-0297
	- w/ HD Axle; w/ Outside Lock Rings	14	G, H, J	210-0447	215-0447
	▲ Clamp Kit 260-0160 - Fits {210-0178}				
	▲ U-Bolt Kit 260-1204 - Fits {210-1204}				
1988	Front Shaft	14	C, D	210-1204	215-1204
	Rear Shaft - w/ 2 Joint Shaft; Exc. HD 5 Speed Manual Trans.	14	A	210-0213	215-0354
	14	B	210-1204	215-1204
	- w/ 3 Joint Shaft; Exc. HD 5 Speed Manual Trans.	14	A, I	210-0213	215-0354
	14	B	210-1204	215-1204
	-4.9L, 5.8L; w/ HD 5 Speed Manual Trans.; Regular Cab	14	A	210-0213	215-0354
	14	B	210-1204	215-1204
	- 5.8L; w/ HD 5 Speed Manual Trans.; Crew Cab	14	A, I	210-0213	215-0354
	14	B	210-1204	215-1204
	- 7.3L, 7.5L; w/ HD 5 Speed Manual Trans.; Regular Cab	14	A, B	210-0178	215-0178
	- 7.3L, 7.5L; w/ HD 5 Speed Manual Trans.; Crew Cab	14	A, I, B	210-0178	215-0178
	Front Axle Joints - w/ Standard Axle; w/ Inside Lock Rings	14	G, H, J	215-0299	—
	- w/ HD Axle; w/ Outside Lock Rings	14	G, H, J	210-0447	215-0447
	▲ Clamp Kit 260-0160 - Fits {210-0178}				
	▲ U-Bolt Kit 260-1204 - Fits {210-1204}				
1987	Front Shaft	14	C	210-0213	215-0354
	14	D	210-1204	215-1204
	Rear Shaft - Regular Cab; Exc. 5 Speed Manual Trans.	14	A	210-0213	215-0354
	14	B	210-1204	215-1204
	- Regular Cab; w/ 5 Speed Manual Trans.	14	A, B	210-0178	215-0178
	- Crew Cab	14	A, B	210-1204	215-1204
	14	I	210-0213	215-0354
1987	Front Axle Joints - w/ Standard Axle; w/ Inside Lock Rings	14	G, H, J	215-0299	—
	- w/ HD Axle; w/ Outside Lock Rings	14	G, H, J	210-0447	215-0447
	▲ Clamp Kit 260-0160 - Fits {210-0178}				
	▲ U-Bolt Kit 260-1204 - Fits {210-1204}				
1986-84	Front Shaft	14	C, D	210-1204	215-1204
	Rear Shaft - Crew Cab	14	A, B	210-1204	215-1204
	14	I	210-0213	215-0354
	- Exc. Crew Cab; (Most)	14	A	210-0213	215-0354
	14	B	210-1204	215-1204
	- Exc. Crew Cab; (Some)	14	A, B	210-1204	215-1204
	Front Axle Joints - w/ Standard Axle; w/ Inside Lock Rings	14	G, H, J	215-0299	—
	- w/ HD Axle; w/ Outside Lock Rings	14	G, H, J	210-0447	215-0447
	▲ U-Bolt Kit 260-1204 - Fits {210-1204}				
1983-82	Front Shaft	14	C, D	210-1204	215-1204
	Rear Shaft - Crew Cab	14	A, B	210-1204	215-1204
	14	I	210-0213	215-0354
	- Exc. Crew Cab	14	A, B	210-1204	215-1204
	Front Axle Joints - w/ Standard Axle; w/ Inside Lock Rings	14	G, H, J	215-0299	—
	- w/ HD Axle; w/ Outside Lock Rings	14	G, H, J	210-0447	215-0447
	▲ U-Bolt Kit 260-1204 - Fits {210-1204}				
1981-80	Front Shaft - U-Joints Not Using U-bolts	14	C, D	210-0213	215-0354
	- U-Joints Using U-bolts	14	C, D	210-1204	215-1204
	Rear Shaft - Crew Cab; From 3/16/81	14	A, I	210-0213	215-0354
	14	B	210-1204	215-1204

4WD TRUCKS

UNIVERSAL JOINTS

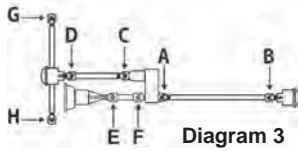


Diagram 3

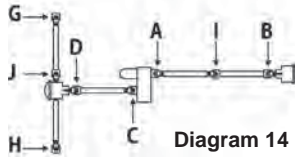


Diagram 14

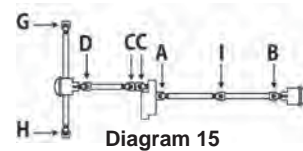
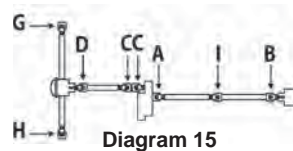
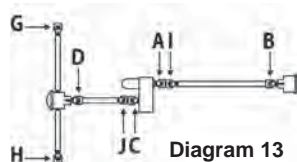
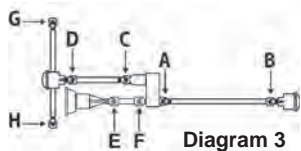


Diagram 15

Year	Make and Model	Diagram	Location	Standard	Performance
FORD: F200/250 PICKUP (Cont.)					
1981-80 (Cont.)	- Crew Cab; Thru 3/15/81.....	14	A	210-0213	215-0354
	14	I, B	210-1204	215-1204
	- Exc. Crew Cab.....	14	A	210-0213	215-0354
	14	B	210-1204	215-1204
	Front Axle Joints - w/ Standard Axle; w/ Inside Lock Rings.....	14	G, H, J	215-0299	—
	- HD; w/ Outside Lock Rings.....	14	G, H, J	210-0447	215-0447
	▲ U-Bolt Kit 260-1204 - Fits {210-1204}				
1979	Front Shaft.....	15	C, C	210-0213	215-0354
	15	D	210-1204	215-1204
	▲ Centering Yoke 260-0779				
	▲ H Yoke 260-0648				
	▲ Weld Yoke 260-0638				
	Rear Shaft - Crew Cab.....	15	A, I	210-0213	215-0354
	15	B	210-1204	215-1204
	- Exc. Crew Cab.....	15	A	210-0213	215-0354
	15	B	210-1204	215-1204
	Front Axle Joints - w/ Standard Axle; w/ 1-3/16in. OD Brg.....	15	G, H	215-0299	—
	- w/ HD Axle; w/ 1-3/8in. OD Brg.....	15	G, H	210-0332	—
	▲ U-Bolt Kit 260-1204 - Fits {210-1204}				
1978	Front Shaft - 2 Reqd.....	3	C	210-0278	215-0278
	3	D	210-0213	215-0354
	▲ Centering Yoke 260-0782				
	▲ H Yoke 260-0647				
	Rear Shaft.....	3	A, B	210-0213	215-0354
	Front Axle Joints - w/ Standard Axle; w/ 1-3/16in. OD Brg.....	3	G, H	210-0297	215-0297
	- w/ HD Axle; w/ 1-3/8in. OD Brg.....	3	G, H	210-0332	—
	Intermediate Shaft - w/ 3-1/2in. Yoke.....	3	E, F	210-0153	215-0153
	- w/ 3-7/8in. Yoke.....	3	E, F	210-0213	215-0354
1977	w/ Full Time Transfer Case				
	Front Shaft - 2 Reqd.....	3	C	210-0278	215-0278
	3	D	210-0153	215-0153
	▲ Centering Yoke 260-0782				
	▲ H Yoke 260-0647				
	Rear Shaft - 2 Reqd.....	3	A	210-0278	215-0278
	3	B	210-0153	215-0153
	▲ Centering Yoke 260-0782				
	▲ H Yoke 260-0647				
	Front Axle Joints - w/ Inside Lock Rings.....	3	G, H	210-0297	215-0297
	- w/ Outside Lock Rings.....	3	G, H	210-0447	215-0447
1977	Intermediate Shaft - w/ 3-1/2in. and 3-7/8in. Yoke.....	3	E, F	210-0134	215-0134
	- w/ 3-7/8in. Yoke.....	3	E, F	210-0213	215-0354
	w/ Part Time Transfer Case				
	Front Shaft.....	3	C, D	210-0134	215-0134
	Rear Shaft.....	3	A, B	210-0213	215-0354
	Front Axle Joints - w/ Inside Lock Rings.....	3	G, H	210-0297	215-0297
	- w/ Outside Lock Rings.....	3	G, H	210-0447	215-0447
	Intermediate Shaft - w/ 3-1/2in. and 3-7/8in. Yoke.....	3	E, F	210-0134	215-0134
	- w/ 3-7/8in. Yoke.....	3	E, F	210-0213	215-0354
1976-75	w/ Full Time Transfer Case				
	Front Shaft - 2 Reqd.....	3	C	210-0278	215-0278
	3	D	210-0153	215-0153
	▲ Centering Yoke 260-0782				
	▲ H Yoke 260-0647				
	Rear Shaft - 2 Reqd.....	3	A	210-0278	215-0278
	3	B	210-0153	215-0153
	▲ Centering Yoke 260-0782				
	▲ H Yoke 260-0647				
	Front Axle Joints - w/ Inside Lock Rings.....	3	G, H	210-0297	215-0297
	- w/ Outside Lock Rings.....	3	G, H	210-0447	215-0447
	Intermediate Shaft.....	3	E	210-0134	215-0134
	3	F	210-0153	215-0153



Year	Make and Model	Diagram	Location	Standard	Performance	
FORD: F200/250 PICKUP (Cont.)						
1976-75 (Cont.)	w/ Part Time Transfer Case					
	Front Shaft	3	C, D	210-0134	215-0134	
	Rear Shaft - On 133in. WB.	3	A, B	210-0134	215-0134	
	- On 150in. WB.	3	A, B	210-0153	215-0153	
	Front Axle Joints - w/ Inside Lock Rings.	3	G, H	210-0297	215-0297	
	- w/ Outside Lock Rings.	3	G, H	210-0447	215-0447	
1974-59	Intermediate Shaft - w/ 3-1/2in. Yoke.	3	E, F	210-0153	215-0153	
	- w/ 3-1/2in. and 3-7/8in. Yoke.	3	E, F	210-0134	215-0134	
	Front Shaft	3	C, D	210-0134	215-0134	
	Rear Shaft	3	A, B	210-0134	215-0134	
	Front Axle Joints - w/ Inside Lock Rings.	3	G, H	210-0260	215-0269	
	- w/ Outside Lock Rings.	3	G, H	210-0447	215-0447	
Intermediate Shaft	3	E, F	210-0153	215-0153		
FORD: F300/350 PICKUP						
2006-05	All Models; Front Shaft	15	C, C	210-0178	215-0178	
		15	D	210-0178	215-0178	
	All Models; Rear Shaft - Chassis Cab on 141" WB.	15	A, B	210-0160	215-0160	
	All Models; Rear Shaft - Chassis Cab on 156" or Longer WB.	15	A, I, B	210-0160	215-0160	
	All Models; Rear Shaft - Crew Cab Pick Up	15	A, I, B	210-0160	215-0160	
	All Models; Rear Shaft - Regular Cab Pick Up exc. "CV"	15	A, B	210-0160	215-0160	
	All Models; Rear Shaft - Regular Cab Pick Up with "CV"	13	B	210-0160	215-0160	
		13	A, I	210-0178	215-0178	
	All Models; Rear Shaft - Super Cab Pick Up with Long Bed.	15	A, I, B	210-0160	215-0160	
	All Models; Rear Shaft - Super Cab Pick Up with Short Bed	13	B	210-0160	215-0160	
		13	A, I	210-0178	215-0178	
	All Models; Wheel Joint	15	G, H	210-0332	--	
	2004-02	All Models with 5.4 Liter V-8; Front Shaft	15	C, C	210-0178	215-0178
			15	D	210-0178	215-0178
All Models with 5.4 Liter V-8; Rear Shaft - On 137" or 142" WB		15	A, B	210-0178	215-0178	
All Models with 5.4 Liter V-8; Rear Shaft - On 156" or longer WB.		15	A, I, B	210-0178	215-0178	
All Models with 5.4 Liter V-8; Wheel Joint		15	G, H	210-0332	--	
All Models with Turbo Diesel or V-10; Front Shaft		15	C, C	210-0178	215-0178	
		15	D	210-0178	215-0178	
All Models with Turbo Diesel or V-10; Rear Shaft - On 137" or 142" WB		15	A, B	210-0160	215-0160	
2001	All Models with Turbo Diesel or V-10; Rear Shaft - On 156" or longer WB.	15	A, I, B	210-0160	215-0160	
	All Models with Turbo Diesel or V-10; Wheel Joint	15	G, H	210-0332	--	
	5.4L V-8					
	Front Shaft	15	C, C, D	210-0178	215-0178	
	▲ Replacement Ball Kit 261-0617					
	Rear Shaft - On 137in. or 141in. WB; Exc. CV.	15	A, B	210-0178	215-0178	
	- On 137in. or 142in. WB; w/ CV.	13	A, I, B	210-0178	215-0178	
	- On 156in. or Longer WB.	15	A, I, B	210-0178	215-0178	
	▲ Replacement Ball Kit 261-0617					
	Front Axle Joints	15	G, H	210-0332	--	
	6.0L or 7.3L Turbo Diesel V-8					
	Front Shaft	15	C, C, D	210-0178	215-0178	
▲ Replacement Ball Kit 261-0617						
Rear Shaft - On 137in. or 141in. WB; Exc. CV.	15	A, B	210-0160	215-0160		
- On 137in. or 142in. WB; w/ CV.	13	A, I	210-0178	215-0178		
	13	B	210-0160	215-0160		
▲ Replacement Ball Kit 261-0617						
2001	Rear Shaft - On 156in. or Longer WB.	15	A, I, B	210-0160	215-0160	
	Front Axle Joints	15	G, H	210-0332	--	
	6.8L V-10					
	Front Shaft	15	C, C, D	210-0178	215-0178	
	▲ Replacement Ball Kit 261-0617					
	Rear Shaft - On 137in. or 141in. WB; w/ 4in. Yoke; Exc. CV.	15	A, B	210-0178	215-0178	
- On 137in. or 141in. WB; w/ 4.5in. Yoke; Exc. CV	15	A, B	210-0160	215-0160		
- On 137in. or 142in. WB; w/ CV.	13	A, I	210-0178	215-0178		
	13	B	210-0160	215-0160		

4WD TRUCKS

UNIVERSAL JOINTS

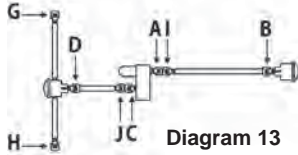


Diagram 13

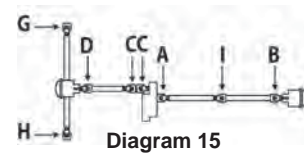


Diagram 15

4WD TRUCKS

Year	Make and Model	Diagram	Location	Standard	Performance
FORD: F300/350 PICKUP (Cont.)					
2001 (Cont.)	- On 156in. or Longer WB. ▲ Replacement Ball Kit 261-0617	15	A, I, B	210-0160	215-0160
	Front Axle Joints...	15	G, H	210-0332	—
2000-99	5.4L V-8				
	Front Shaft...	15	C, C, D	210-0178	215-0178
	▲ Ball Seat Kit 260-1200				
	Rear Shaft - On 137in. or 142in. WB.	13	A, I, B	210-0178	215-0178
	▲ Ball Seat Kit 260-1200				
	Rear Shaft - On 141in. WB.	15	A, B	210-0178	215-0178
	- On 156in. or Longer WB.	15	A, I, B	210-0178	215-0178
	Front Axle Joints...	15	G, H	210-0332	—
	6.8L V-10 or 7.3L V-8				
	Front Shaft...	15	C, C, D	210-0178	215-0178
	▲ Ball Seat Kit 260-1200				
	Rear Shaft - On 137in. or 142in. WB.	13	A, I	210-0178	215-0178
	▲ Ball Seat Kit 260-1200	13	B	210-0160	215-0160
	- On 141in. WB.	15	A, B	210-0160	215-0160
	Rear Shaft - On 156in. or Longer WB.	15	A, I, B	210-0160	215-0160
	Front Axle Joints...	15	G, H	210-0332	—
1998-94	Front Shaft...	15	C, C	210-0213	215-0354
	▲ Centering Yoke 260-0779	15	D	210-1204	215-1204
	▲ H Yoke 260-0648				
	▲ Weld Yoke 260-0638				
	Rear Shaft - On 133in. WB; w/ Auto. Trans.	15	A	210-0213	215-0354
	...	15	B	210-1204	215-1204
	- On 133in. WB; w/ Manual Trans.; 5.8L.	15	A	210-0213	215-0354
	...	15	B	210-1204	215-1204
	- On 133in. WB; w/ Manual Trans.; 7.3L, 7.5L.	15	A, B	210-0178	215-0178
	- On 136in. WB.	15	A, B	210-0178	215-0178
	- On 160in. or 168in. WB.	15	A, I, B	210-0178	215-0178
	Front Axle Joints...	15	G, H	210-0332	—
	▲ Clamp Kit 260-0160 - Fits {210-0178}				
	▲ U-Bolt Kit 260-1204 - Fits {210-1204}				
1993-90	Front Shaft - Ford; w/ Outside Lock Ring; w/ CV.	15	C, C	210-0213	215-0354
	...	15	D	210-1204	215-1204
	▲ Centering Yoke 260-0779				
	▲ H Yoke 260-0648				
	▲ Weld Yoke 260-0638				
	Front Shaft - Koyo w/ Inside Lock Ring; w/ CV.	15	C	240-0231	215-4009**
	...	15	C	210-3105	215-3105
	...	15	D	210-1204	215-1204
	Rear Shaft - On 133in. WB; w/ Auto. Trans.	15	A	210-0213	215-0354
	...	15	B	210-1204	215-1204
	- On 133in. WB; w/ Manual Trans.; 5.8L.	15	A	210-0213	215-0354
	...	15	B	210-1204	215-1204
	- On 133in. WB; w/ Manual Trans.; 7.3L, 7.5L.	15	A, B	210-0178	215-0178
	- On 136in. WB.	15	A, B	210-0178	215-0178
	- On 160in. or 168in. WB.	15	A, I, B	210-0178	215-0178
	Front Axle Joints...	15	G, H	210-0332	—
	▲ Clamp Kit 260-0160 - Fits {210-0178}				
	▲ U-Bolt Kit 260-1204 - Fits {210-1204}				
1989	Front Shaft - Ford; w/ Outside Lock Ring; w/ CV.	15	C, C	210-0213	215-0354
	...	15	D	210-1204	215-1204
	▲ Centering Yoke 260-0779				
	▲ H Yoke 260-0648				
	▲ Weld Yoke 260-0638				
	Front Shaft - Koyo w/ Inside Lock Ring; w/ CV; 3 Speed. Auto. Trans.	15	C	240-0231	215-4009**
	...	15	C	210-3105	215-3105
	...	15	D	210-1204	215-1204

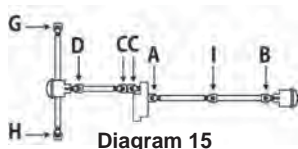


Diagram 15

Year	Make and Model	Diagram	Location	Standard	Performance
FORD: F300/350 PICKUP (Cont.)					
1989	Rear Shaft - On 133in. WB; w/ Auto. Trans.	15	A	210-0213	215-0354
(Cont.)	15	B	210-1204	215-1204
	- On 133in. WB; w/ Manual Trans.; 5.8L.	15	A	210-0213	215-0354
	15	B	210-1204	215-1204
	- On 133in. WB; w/ Manual Trans.; 7.3L, 7.5L.	15	A, B	210-0178	215-0178
	- On 136in. WB; Exc. HD 5 Speed Manual Trans.	15	A, B	210-0178	215-0178
	- On 136in. WB; w/ HD 5 Speed Manual Trans.	15	A	210-0213	215-0354
	15	B	210-1204	215-1204
	- On 160in. WB.	15	A, I, B	210-0178	215-0178
	- On 168in. WB; w/ 2 Joint Shaft.	15	A, B	210-0178	215-0178
	- On 168in. WB; w/ 3 Joint Shaft.	15	A, I, B	210-0178	215-0178
	Front Axle Joints.	15	G, H	210-0332	—
	▲ Clamp Kit 260-0160 - Fits {210-0178}				
	▲ U-Bolt Kit 260-1204 - Fits {210-1204}				
1988	Front Shaft - Ford; w/ Outside Lock Ring; w/ CV.	15	C, C	210-0213	215-0354
	15	D	210-1204	215-1204
	▲ Centering Yoke 260-0779				
	▲ H Yoke 260-0648				
	▲ Weld Yoke 260-0638				
	Front Shaft - Koyo w/ Inside Lock Ring; w/ CV.	15	C	240-0231	215-4009**
	15	C	210-3105	215-3105
	15	D	210-1204	215-1204
	Rear Shaft - On 133in. WB; w/ Auto. Trans.	15	A	210-0213	215-0354
	15	B	210-1204	215-1204
	- On 133in. WB; w/ Manual Trans.; 5.8L.	15	A	210-0213	215-0354
	15	B	210-1204	215-1204
	- On 133in. WB; w/ Manual Trans.; 7.3L, 7.5L.	15	A, B	210-0178	215-0178
	- On 136in. WB; 7.5L w/ Auto. Trans.	15	A	210-0213	215-0354
	15	B	210-1204	215-1204
	- On 136in. WB; Exc. 7.5L w/ Auto. Trans.	15	A, B	210-0178	215-0178
	- On 155in. WB.	15	A, B	210-0178	215-0178
	- On 160in. WB.	15	A, I, B	210-0178	215-0178
	- On 168in. WB; w/ 2 Joint Shaft.	15	A, B	210-0178	215-0178
	- On 168in. WB; w/ 3 Joint Shaft.	15	A, I, B	210-0178	215-0178
	Front Axle Joints.	15	G, H	210-0332	—
	▲ Clamp Kit 260-0160 - Fits {210-0178}				
	▲ U-Bolt Kit 260-1204 - Fits {210-1204}				
1987	Front Shaft - Ford; w/ Outside Lock Ring; w/ CV.	15	C, C	210-0213	215-0354
	15	D	210-1204	215-1204
	▲ Centering Yoke 260-0779				
	▲ H Yoke 260-0648				
	▲ Weld Yoke 260-0638				
	Front Shaft - Koyo w/ Inside Lock Ring; w/ CV.	15	C	240-0231	215-4009**
	15	C	210-3105	215-3105
	15	D	210-1204	215-1204
	Rear Shaft - w/ 5 Speed Manual Trans.; w/ 2 Joint Shaft.	15	A, B	210-0178	215-0178
	- w/ 5 Speed Manual Trans.; w/ 3 Joint Shaft.	15	A, I, B	210-0178	215-0178
	- Regular Cab or SuperCab; w/ Full Time Transfer Case; Exc. 5 Speed Manual Trans.	15	A, B	210-1204	215-1204
	- Regular Cab or SuperCab; w/ Part Time Transfer Case; Exc. 5 Speed Manual Trans.	15	A	210-0213	215-0354
	15	B	210-1204	215-1204
1987	Rear Shaft - Crew Cab; w/ Full Time Transfer Case;				
	Exc. 5 Speed Manual Trans.	15	A, B	210-1204	215-1204
	15	I	210-0213	215-0354
	- Crew Cab; w/ Part Time Transfer Case; Exc. 5 Speed Manual Trans.	15	A, I	210-0213	215-0354
	15	B	210-1204	215-1204
	Front Axle Joints.	15	G, H	210-0332	—
	▲ Clamp Kit 260-0160 - Fits {210-0178}				
	▲ U-Bolt Kit 260-1204 - Fits {210-1204}				
1986	Front Shaft.	15	C, C	210-0213	215-0354
	15	D	210-1204	215-1204
	▲ Centering Yoke 260-0779				
	▲ H Yoke 260-0648				

4WD TRUCKS

**Flush Type Grease Fitting in Bearing Cap

UNIVERSAL JOINTS

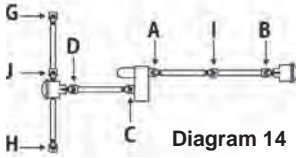


Diagram 14

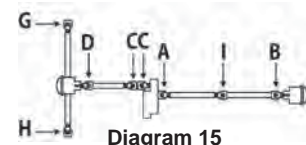


Diagram 15

4WD TRUCKS

Year	Make and Model	Diagram	Location	Standard	Performance
FORD: F300/350 PICKUP (Cont.)					
1986	Rear Shaft - Regular Cab or SuperCab.....	15	A, B	210-1204	215-1204
(Cont.)	- Crew Cab.....	15	A, B	210-1204	215-1204
	15	I	210-0213	215-0354
	Front Axle Joints.....	15	G, H	210-0332	—
	▲ U-Bolt Kit 260-1204 - Fits {210-1204}				
1985	Front Shaft - w/ 2 Joint Monobeam Front Axle.....	15	C, C	210-0213	215-0354
	15	D	210-1204	215-1204
	▲ Centering Yoke 260-0779				
	▲ H Yoke 260-0648				
	Front Shaft - w/ 3 Joint Independent Front Susp.	15	C, D	210-1204	215-1204
	Rear Shaft - Regular Cab or SuperCab.....	15	A, B	210-1204	215-1204
	- Crew Cab.....	15	A, B	210-1204	215-1204
	15	I	210-0213	215-0354
	Front Axle Joints - For 2 Joint Monobeam Front Axle.	15	G, H	210-0332	—
	- For 3 Joint Independent Front Susp.	14	G, H, J	210-0447	215-0447
	▲ U-Bolt Kit 260-1204 - Fits {210-1204}				
1984-82	Front Shaft.....	14	C, D	210-1204	215-1204
	Rear Shaft - Regular Cab or SuperCab.....	14	A, B	210-1204	215-1204
	- Crew Cab.....	14	A, B	210-1204	215-1204
	14	I	210-0213	215-0354
	Front Axle Joints.....	14	G, H, J	210-0447	215-0447
	▲ U-Bolt Kit 260-1204 - Fits {210-1204}				
1981-80	Front Shaft.....	14	C	210-1204	215-1204
	14	D	210-0213	215-0354
	Rear Shaft.....	14	A	210-0213	215-0354
	14	B	210-1204	215-1204
	Front Axle Joints - w/ Inside Lock Rings.....	14	G, H, J	210-0297	215-0297
	- w/ Outside Lock Rings.....	14	G, H, J	210-0447	215-0447
	▲ U-Bolt Kit 260-1204 - Fits {210-1204}				
1979	Front Shaft.....	15	C, C	210-0213	215-0354
	15	D	210-1204	215-1204
	▲ Centering Yoke 260-0779				
	▲ H Yoke 260-0648				
	▲ Weld Yoke 260-0638				
	Rear Shaft - Regular Cab or SuperCab.....	15	A	210-0213	215-0354
	15	B	210-1204	215-1204
	15	A, I	210-0213	215-0354
	- Crew Cab.....	15	B	210-1204	215-1204
	Front Axle Joints.....	15	G, H	210-0332	—
	▲ U-Bolt Kit 260-1204 - Fits {210-1204}				
FORD: F450 & 550 SUPER DUTY PICKUP					
2006-05	All Models; Front Shaft.....	15	C, C	210-0178	215-0178
	15	D	210-0178	215-0178
	All Models; Rear Shaft - On 141" WB.....	15	A, B	230-0188	—
	All Models; Rear Shaft - On 165" or longer WB.....	15	A, I, B	230-0188	—
	All Models; Wheel Joint.....	15	G, H	230-0424	—
2004-02	All Models; Front Shaft.....	15	C, C	210-0178	215-0178
	15	D	210-0178	215-0178
	All Models; Rear Shaft - On 137" or 142" WB.....	15	A, B	230-0188	—
	All Models; Rear Shaft - On 165" or longer WB.....	15	A, I, B	230-0188	—
	All Models; Wheel Joint.....	15	G, H	210-0332	—
2001	Front Shaft.....	15	C, C, D	210-0178	215-0178
	▲ Replacement Ball Kit 261-0617				
	Rear Shaft - On 141in. WB.....	15	A, B	230-0188	—
	- On 165in. or Longer WB; Some use 4 Joints.....	15	A, I, B	230-0188	—
	Front Axle Joints.....	15	G, H	210-0332	—
2000-99	Front Shaft.....	15	C, C, D	210-0178	215-0178
	▲ Ball Seat Kit 260-1200				
	Rear Shaft - On 141in. WB.....	15	A, B	230-0188	—
	- On 165in. or Longer WB.....	15	A, I, B	230-0188	—
	Front Axle Joints.....	15	G, H	210-0332	—

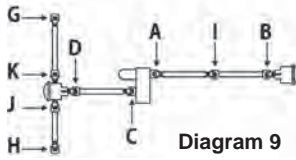


Diagram 9

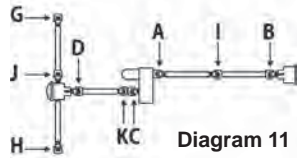


Diagram 11

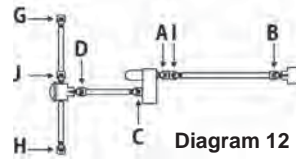


Diagram 12

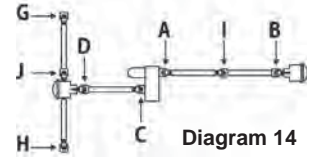


Diagram 14

Year	Make and Model	Diagram	Location	Standard	Performance	
FORD: RANGER						
2006-00	All Models; Front Shaft - At Front Axle	9	D	210-0153	215-0153	
	All Models; Front Shaft - At Transfer Case	9	C	NR	NR	
	All Models; Rear Shaft	9	A, B	210-0213	215-1203	
1999-98	All Models; Front Shaft - At Front Axle	9	D	210-0153	215-0153	
	All Models; Front Shaft - At Transfer Case	9	C	NR	NR	
	All Models; Rear Shaft - Exc. Regular Cab Short Bed	9	A, B	210-0213	215-1203	
	All Models; Rear Shaft - Regular Cab Short Bed	9	B	210-0213	215-1203	
	▲ Clamp Kit 260-0443 - Fits {210-0153}	9	A	NR	NR	
	1997-95	Front Shaft - Exc. CV.	12	C, D	210-0153	215-0153
	- w/ CV.	11	C, K	210-0278	215-0278	
		11	D	210-0153	215-0153	
	▲ H Yoke 260-0647					
	▲ Replacement Ball Kit 261-0617					
	Rear Shaft - On 108in. WB.	12	A, I	210-0278	215-0278	
		12	B	210-0153	215-0153	
	▲ H Yoke 260-0647					
	▲ Replacement Ball Kit 261-0617					
	Rear Shaft - On 114in. WB.	11	A, B	210-0213	215-0354	
	- On 125in. WB; SuperCab.	11	A, I, B	210-0153	215-0153	
	Front Axle Joints.	11	G, H, J	210-0297	215-0297	
	▲ Clamp Kit 260-0443 - Fits {210-0153}	11		210-0297	215-0297	
1994-93	Front Shaft - Exc. CV.	12	C, D	210-0153	215-0153	
	- w/ CV.	11	C, K	210-0278	215-0278	
		11	D	210-0153	215-0153	
		▲ H Yoke 260-0647				
		▲ Replacement Ball Kit 261-0617				
		Rear Shaft - On 108in. WB.	12	A, I	210-0278	215-0278
			12	B	210-0153	215-0153
		▲ H Yoke 260-0647				
		▲ Replacement Ball Kit 261-0617				
		Rear Shaft - On 114in. WB.	11	A, B	210-0153	215-0153
		- On 125in. WB; SuperCab.	11	A, I, B	210-0153	215-0153
	Front Axle Joints.	11	G, H, J	210-0297	215-0297	
	▲ Clamp Kit 260-0443 - Fits {210-0153}	11		210-0297	215-0297	
1992-90	Front Shaft.	11	C, K	210-0278	215-0278	
		11	D	210-0153	215-0153	
		▲ Centering Yoke 260-0782				
		▲ H Yoke 260-0647				
		Rear Shaft - On 108in. WB.	12	A, I	210-0278	215-0278
			12	B	210-0153	215-0153
		▲ H Yoke 260-0647				
		▲ Replacement Ball Kit 261-0617				
		Rear Shaft - On 114in. WB.	11	A, B	210-0153	215-0153
		- On 125in. WB; SuperCab.	11	A, I, B	210-0153	215-0153
		Front Axle Joints - w/ 1-1/16in. OD Brg.	11	G, H, J	210-0456	215-0456
	- w/ 1-3/16in. OD Brg.	11	G, H, J	210-0297	215-0297	
	▲ Clamp Kit 260-0443 - Fits {210-0153}	11		210-0297	215-0297	
1989	Front Shaft - w/ 2-3/4in. Yoke.	14	C, D	210-0443	215-0443	
	- w/ 3-1/2in. Yoke.	14	C, D	210-0153	215-0153	
	Rear Shaft - On 108in. WB.	12	A, I	210-0278	215-0278	
		12	B	210-0153	215-0153	
	▲ H Yoke 260-0647					
	▲ Replacement Ball Kit 261-0617					
1989	Rear Shaft - On 114in. WB.	14	A, B	210-0443	215-0443	
	- On 125in. WB.	14	A, I, B	210-0443	215-0443	
	Front Axle Joints.	14	G, H, J	210-0456	215-0456	

4WD TRUCKS

UNIVERSAL JOINTS

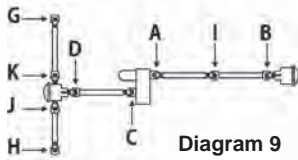


Diagram 9

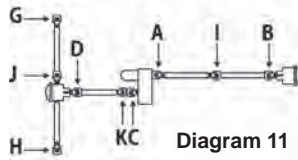


Diagram 11

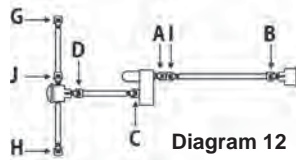


Diagram 12

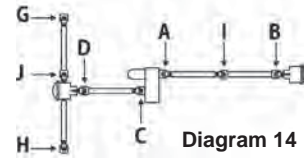


Diagram 14

4WD TRUCKS

Year	Make and Model	Diagram	Location	Standard	Performance	
FORD: RANGER (Cont.)						
1988	Front Shaft - w/ 2-3/4in. Yoke.....	14	C, D	210-0443	215-0443	
	- w/ 3-1/2in. Yoke.....	14	C, D	210-0153	215-0153	
1987	Rear Shaft - On 108in. WB.....	12	A, I, B	210-0443	215-0443	
	▲ Centering Yoke 260-0180					
	▲ H Yoke 260-0649					
	Rear Shaft - On 114in. WB.....	14	A, B	210-0443	215-0443	
	- On 125in. WB; Thru 5/88.....	14	A, B	210-0443	215-0443	
	- On 125in. WB; From 6/88.....	14	A, I, B	210-0443	215-0443	
	Front Axle Joints.....	11	G, H, J	210-0456	215-0456	
	Front Shaft - Exc. STX.....	14	C, D	210-0153	215-0153	
	- STX.....	14	C, D	210-0443	215-0443	
	Rear Shaft - On 108in. WB.....	12	A, I, B	210-0443	215-0443	
- On 114in. or 125in. WB.....	14	A, B	210-0443	215-0443		
1986	▲ Centering Yoke 260-0180					
	▲ H Yoke 260-0649					
	Front Axle Joints.....	14	G, H, J	210-0456	215-0456	
	Front Shaft.....	12	C, D	210-0153	215-0153	
	Rear Shaft - On 108in. WB.....	12	A, I, B	210-0443	215-0443	
	▲ Centering Yoke 260-0180					
	▲ H Yoke 260-0649					
	Rear Shaft - On 114in. WB.....	12	A, B	210-0443	215-0443	
	- On 125in. WB; Exc. 5 Speed Manual Trans.....	12	A, B	210-0443	215-0443	
	- On 125in. WB; w/ 5 Speed Manual Trans.....	12	A	210-0213	215-0354	
1985	12	B	210-1204	215-1204	
	Front Axle Joints.....	12	G, H, J	210-0456	215-0456	
	Front Shaft.....	12	C, D	210-0153	215-0153	
	Rear Shaft - On 108in. WB.....	12	A, I, B	210-0443	215-0443	
	- On 114in. WB.....	12	A, B	210-0443	215-0443	
	▲ Centering Yoke 260-0180					
	▲ H Yoke 260-0649					
	Front Axle Joints.....	12	G, H, J	210-0456	215-0456	
	1984-83 Front Shaft - w/ 4 Speed Manual or Auto. Trans.....	12	C, D	210-0153	215-0153	
	- w/ 5 Speed Manual Trans.....	12	C	210-0443	215-0443	
1984-83	12	D	210-0153	215-0153	
	Rear Shaft - On 108in. WB.....	12	A, I, B	210-0443	215-0443	
	- On 114in. WB.....	12	A, B	210-0443	215-0443	
	▲ Centering Yoke 260-0180					
	▲ H Yoke 260-0649					
	Front Axle Joints.....	12	G, H, J	210-0456	215-0456	
	GEO: TRACKER					
	1997-87	Front Shaft.....	9	C, D	220-0081	215-0081
		Rear Shaft.....	9	A, B	220-0081	215-0081
	GMC: C4500 & C5500 (TOPKICK)					
2006-05	All Models; Front Shaft.....	3	D	210-0160	215-0160	
	3	C	210-0178	215-0178	
	All Models; Intermediate Shaft (Transmission to Transfer Case).....	3	E, F	230-0188	---	
	All Models; Rear Shaft - With 2 Joint Shaft.....	3	A, B	230-0188	---	
	All Models; Rear Shaft - With 3 Joint Shaft.....	3	ALL	230-0188	---	
	All Models; Rear Shaft - With 4 Joint Shaft.....	3	ALL	230-0188	---	
	All Models; Wheel Joint.....	3	G, H	230-0424	---	
	GMC: CANYON					
2006-04	All Models; Front Shaft - At Front Axle.....	9	D	210-0153	215-0153	
	All Models; Front Shaft - At Transfer Case.....	9	C	NR	NR	
	All Models; Rear Shaft.....	9	A	210-0213	215-1203	
	9	B	240-0231	215-4009\	

UNIVERSAL JOINTS

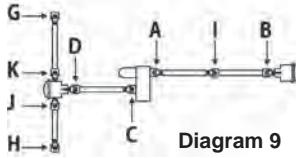


Diagram 9

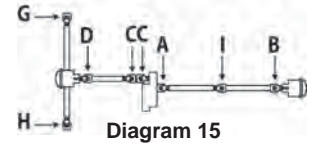


Diagram 15

Year	Make and Model	Diagram	Location	Standard	Performance
GMC: ENVOY					
2006-02	All Models; Front Shaft - At Front Axle	9	D	210-0350	215-1200
	All Models; Front Shaft - At Transfer Case	9	C	NR	NR
	All Models; Rear Shaft	9	A, B	210-3105	215-3105
	▲ Clamp Kit 260-4105 - Fits {210-3105}				
2001-98	Front Shaft	9	C	NA	—
	Rear Shaft - Exc. 2 Door w/ ZR2 High Wider Sport Pkg.	9	D	210-0350	215-1200
	- 2 Door w/ ZR2 High Wider Sport Pkg.	9	A, B	210-3105	215-3105
	▲ Clamp Kit 260-0153 - Fits {210-0350}				
	▲ Clamp Kit 260-4178 - Fits {210-0178}				
	▲ Clamp Kit 260-4105 - Fits {210-3105}				
GMC: JIMMY (FULL SIZE)					
2003-97	Front Shaft	9	C, D	210-3105	215-3105
	Rear Shaft	9	A, B	210-3105	215-3105
	▲ Clamp Kit 260-4105 - Fits {210-3105}				
1996-94	Front Shaft - Exc. Turbo Diesel	9	C, D	210-3105	215-3105
	- Turbo Diesel	9	C	210-0213	215-0354
	Rear Shaft	9	D	240-0231	215-4009**
	▲ Clamp Kit 260-4105 - Fits {240-0231} & {210-3105}	9	A, B	210-3105	215-3105
1993-92	Front Shaft	9	C, D	210-3105	215-3105
	Rear Shaft	9	A, B	210-3105	215-3105
	▲ Clamp Kit 260-4105 - Fits {210-3105}				
1991-82	Front Shaft	15	C, C	210-3105	215-3105
	▲ Ball Seat Kit 260-1200	15	D	210-0153	215-0153
	▲ Flange Yoke 260-0626				
	▲ H Yoke 260-0646				
	▲ Weld Yoke 260-0636				
	Rear Shaft - Exc. 4 Speed Manual Trans.	15	A, B	210-3105	215-3105
	- w/ 4 Speed Manual Trans.	15	A, B	210-0178	215-0178
	Front Axle Joints	15	G, H	210-0297	215-0297
	▲ Clamp Kit 260-0153 - Fits {210-0153}				
	▲ Clamp Kit 260-4178 - Fits {210-0178}				
	▲ Clamp Kit 260-4105 - Fits {210-3105}				
1981-79	Front Shaft	15	C, C	210-3105	215-3105
	▲ Ball Seat Kit 260-1200	15	D	210-0153	215-0153
	▲ Flange Yoke 260-0626				
	▲ H Yoke 260-0646				
	▲ Weld Yoke 260-0636				
	Rear Shaft	15	A, B	210-0153	215-0153
	Front Axle Joints	15	G, H	210-0297	215-0297
	▲ Clamp Kit 260-0153 - Fits {210-0153}				
1978	Front Shaft - w/ Inside Lock Rings	15	C, C	210-3105	215-3105
	▲ Ball Seat Kit 260-1200	15	D	210-0153	215-0153
	▲ Flange Yoke 260-0626				
	▲ H Yoke 260-0646				
	▲ Weld Yoke 260-0636				
	Front Shaft - w/ Outside Lock Rings	15	C, C	210-0278	215-0278
	▲ Centering Yoke 260-0782	15	D	210-0153	215-0153
	▲ H Yoke 260-0647				
	▲ Weld Yoke 260-0637				
	Rear Shaft	15	A, B	210-0153	215-0153
	Front Axle Joints	15	G, H	210-0297	215-0297
	▲ Clamp Kit 260-0153 - Fits {210-0153}				

4WD TRUCKS

**Flush Type Grease Fitting in Bearing Cap

UNIVERSAL JOINTS

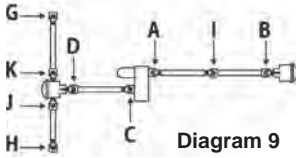


Diagram 9

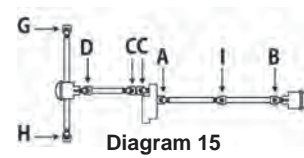


Diagram 15

Year	Make and Model	Diagram	Location	Standard	Performance
GMC: JIMMY (FULL SIZE) (Cont.)					
1977-73	Front Shaft.....	15	C, C	210-0278	215-0278
	15	D	210-0153	215-0153
	▲ Centering Yoke 260-0782				
	▲ H Yoke 260-0647				
	▲ Weld Yoke 260-0637				
	Rear Shaft.....	15	A, B	210-0153	215-0153
	Front Axle Joints.....	15	G, H	210-0297	215-0297
	▲ Clamp Kit 260-0153 - Fits {210-0153}				
1972	Front Shaft.....	15	C, C	210-0278	215-0278
	15	D	210-0153	215-0153
	▲ Centering Yoke 260-0782				
	▲ H Yoke 260-0647				
	▲ Weld Yoke 260-0637				
	Rear Shaft.....	15	A, B	210-0153	215-0153
	Front Axle Joints - Exc. Some.....	15	G, H	210-0297	215-0297
	- Some Early; w/ 1-1/16in. OD Brg.....	15	G, H	210-0260	215-0269
	▲ Clamp Kit 260-0153 - Fits {210-0153}				
1971-69	Front Shaft.....	15	C, C	210-0278	215-0278
	15	D	210-0153	215-0153
	▲ Centering Yoke 260-0782				
	▲ H Yoke 260-0647				
	▲ Weld Yoke 260-0637				
	Rear Shaft.....	15	A, B	210-0153	215-0153
	Front Axle Joints.....	15	G, H	210-0260	215-0269
	▲ U-Bolt Kit 260-0121 - Fits {210-0153}				
GMC: S15 JIMMY					
2003-95	Front Shaft.....	9	C	NA	—
	9	D	210-0350	215-1200
	Rear Shaft - Exc. 2 Door w/ ZR2 High Wider Sport Pkg.....	9	A, B	210-3105	215-3105
	- 2 Door w/ ZR2 High Wider Sport Pkg.....	9	A, B	210-0178	215-0178
	▲ Clamp Kit 260-0153 - Fits {210-0350}				
	▲ Clamp Kit 260-4178 - Fits {210-0178}				
	▲ Clamp Kit 260-4105 - Fits {210-3105}				
1994-88	Front Shaft - w/ Press-on Slip Yoke Seal.....	9	C	210-0153	215-0153
	9	D	210-1200	215-1200
	- w/ Screw-on Slip Yoke Seal Cap.....	9	C, D	210-0350	215-1200
	Rear Shaft.....	9	A, B	210-3105	215-3105
	▲ Clamp Kit 260-0153 - Fits {210-0153}, {210-0350} & {210-1200}				
	▲ Clamp Kit 260-4105 - Fits {210-3105}				
1987-83	Front Shaft.....	9	C, D	210-0350	215-1200
	Rear Shaft.....	9	A, B	210-3105	215-3105
	▲ Clamp Kit 260-0153 - Fits {210-0350}				
	▲ Clamp Kit 260-4105 - Fits {210-3105}				
GMC: S15 PICKUP (Incl. SONOMA)					
2004-97	All Models; Front Shaft - At Front Axle.....	9	D	210-0350	215-1200
	All Models; Front Shaft - At Transfer Case.....	9	C	NR	NR
	All Models; Rear Shaft.....	9	A, B	210-3105	215-3105
	▲ Clamp Kit 260-0153 - Fits {210-0350}				
	▲ Clamp Kit 260-4105 - Fits {210-3105}				
1996-95	Front Shaft.....	9	C	NA	—
	9	D	210-0350	215-1200
	Rear Shaft - Exc. ZR2 High Wider Sport Pkg.....	9	A, B	210-3105	215-3105
	- ZR2 High Wider Sport Pkg.....	9	A	210-0213	215-0354
	9	B	240-0231	215-4009**
	▲ Clamp Kit 260-4105 - Fits {240-0231} & {210-3105}				
	▲ Clamp Kit 260-0153 - Fits {210-0350}				

4WD TRUCKS

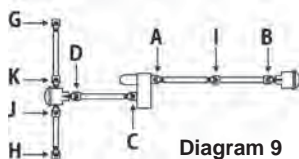
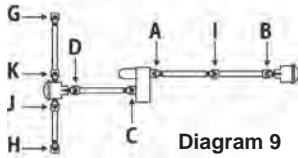


Diagram 9

Year	Make and Model	Diagram	Location	Standard	Performance	
GMC: S15 PICKUP (Incl. SONOMA) (Cont.)						
1994	Front Shaft	9	C	NA	—	
		9	D	210-0350	215-1200	
	Rear Shaft - Regular Cab	9	A, B	210-3105	215-3105	
	- Extended Cab	9	A, I, B	210-3105	215-3105	
	▲ Clamp Kit 260-0153 - Fits {210-0350}					
	▲ Clamp Kit 260-4105 - Fits {210-3105}					
1993-88	Front Shaft - w/ Press-on Slip Yoke Seal	9	C	210-0153	215-0153	
		9	D	210-1200	215-1200	
	- w/ Screw-on Slip Yoke Seal Cap	9	C, D	210-0350	215-1200	
	Rear Shaft - Regular Cab	9	A, B	210-3105	215-3105	
	- Maxicab/Extended Cab	9	A, I, B	210-3105	215-3105	
	▲ Clamp Kit 260-0153 - Fits {210-0153}, {210-0350} & {210-1200}					
	▲ Clamp Kit 260-4105 - Fits {210-3105}					
1987-83	Front Shaft	9	C, D	210-0350	215-1200	
	Rear Shaft - Regular Cab	9	A, B	210-3105	215-3105	
	- Maxicab	9	A, I, B	210-3105	215-3105	
	▲ Clamp Kit 260-0153 - Fits {210-0350}					
	▲ Clamp Kit 260-4105 - Fits {210-3105}					
GMC: S15 SYCLONE, TYPHOON						
1993-91	Front Shaft - w/ 2-3/4in. Yoke	9	C	210-0443	215-0443	
	- w/ 3-1/2in. Yoke	9	C	210-0278	215-0278	
		9	D	NA	—	
	Rear Shaft	9	A, B	210-3105	215-3105	
	▲ Clamp Kit 260-4105 - Fits {210-3105}					
GMC: SAFARI						
2005-03	All Models; Front Shaft	9	D	210-3105	215-3105	
		9	C	NR	NR	
	All Models; Rear Shaft	9	A, B	210-3105	215-3105	
2002-90	All Models; Front Shaft	9	D	210-3105	215-3105	
		9	C	NR	NR	
	All Models; Rear Shaft	9	B	210-0178	215-0178	
		9	A	210-3105	215-3105	
	▲ Clamp Kit 260-0160 - Fits {210-0178}					
GMC: PICKUP 1/2 TON (15/1500 SERIES) Incl. SIERRA						
2006	Crew Cab (1500HD); Front Shaft	9	C, D	210-3105	215-3105	
	Crew Cab (1500HD); Rear Shaft	9	A, B	210-0178	215-0178	
	Extended Cab; Front Shaft	9	C, D	210-3105	215-3105	
	Extended Cab; Rear Shaft - Long Bed	9	A, I, B	210-0178	215-0178	
	Extended Cab; Rear Shaft - Standard Bed	9	A, B	210-0178	215-0178	
	Regular Cab; Front Shaft	9	C, D	210-3105	215-3105	
	Regular Cab; Rear Shaft	9	A, B	210-0178	215-0178	
	2005	Crew Cab except Quadrateer; Front Shaft	9	C, D	210-3105	215-3105
		Crew Cab except Quadrateer; Rear Shaft - With 1 1/16" OD Bearings	9	A	210-0213	215-1203
			9	B	240-0231	215-4009
Crew Cab except Quadrateer; Rear Shaft - With 1 3/16" OD Bearings		9	A, B	210-0178	215-0178	
Crew Cab with Quadrateer; Front Shaft		9	C, D	210-3105	215-3105	
Crew Cab with Quadrateer; Rear Shaft		9	A, B	210-0178	215-0178	
Extended Cab except Quadrateer; Front Shaft		9	C, D	210-3105	215-3105	
Extended Cab except Quadrateer; Rear Shaft - Long Bed with 1 1/16" OD Bearings		9	A, I	210-0213	215-1203	
		9	B	240-0231	215-4009	
Extended Cab except Quadrateer; Rear Shaft - Long bed with 1 3/16" OD Bearings		9	A, I, B	210-0178	215-0178	
Extended Cab except Quadrateer; Rear Shaft - Standard Bed with 1 1/16 OD Bearings		9	A	210-0213	215-1203	
		9	B	240-0231	215-4009	
Extended Cab except Quadrateer; Rear Shaft - Standard bed with 1 3/16" OD Bearings		9	A, B	210-0178	215-0178	
Extended Cab with Quadrateer; Front Shaft		9	C, D	210-3105	215-3105	
Extended Cab with Quadrateer; Rear Shaft		9	A, B	210-0178	215-0178	
Regular Cab; Front Shaft		9	C, D	210-3105	215-3105	
Regular Cab; Rear Shaft - With Inside Snap Rings		9	A, B	210-3105	215-3105	
Regular Cab; Rear Shaft - With Outside Snap Rings		9	A, B	210-0178	215-0178	

4WD TRUCKS

UNIVERSAL JOINTS



4WD TRUCKS

Year	Make and Model	Diagram	Location	Standard	Performance
GMC: PICKUP 1/2 TON (15/1500 SERIES) Incl. SIERRA (Cont.)					
2004-02	Extended Cab; Front Shaft	9	C, D	210-3105	215-3105
	Extended Cab; Rear Shaft - Long Bed	9	A, I	210-0213	215-1203
		9	B	240-0231	215-4009
	Extended Cab; Rear Shaft - Standard Bed (Exc. Quadrasteer)	9	A	210-0213	215-1203
		9	B	240-0231	215-4009
	Extended Cab; Rear Shaft - Standard Bed (With Quadrasteer)	9	A, B	210-0178	215-0178
	Regular Cab; Front Shaft	9	C, D	210-3105	215-3105
	Regular Cab; Rear Shaft	9	A, B	210-3105	215-3105
2004	Crew Cab; Front Shaft	9	C, D	210-3105	215-3105
	Crew Cab; Rear Shaft	9	A, B	210-0178	215-0178
2003-02	Crew Cab; Front Shaft	9	C, D	210-3105	215-3105
	Crew Cab; Rear Shaft	9	A, I, B	210-0178	215-0178
	▲ Clamp Kit 260-4178 - Fits {210-0178}				
	▲ Clamp Kit 260-4105 - Fits {210-3105} & {240-0231}				
2001-99	Regular Cab				
	Front Shaft	9	C, D	210-3105	215-3105
	Rear Shaft	9	A, B	210-3105	215-3105
	▲ Clamp Kit 260-4105 - Fits {210-3105}				
	Extended Cab or Crew Cab				
	Front Shaft	9	C, D	210-3105	215-3105
	Rear Shaft - Long Bed	9	A, I	210-0213	215-0354
		9	B	240-0231	215-4009**
	- Short Bed	9	A	210-0213	215-0354
		9	B	240-0231	215-4009**
	▲ Clamp Kit 260-4105 - Fits {210-3105} & {240-0231}				
1998-97	Regular Cab				
	Front Shaft	9	C, D	210-3105	215-3105
	Rear Shaft	9	A, B	210-3105	215-3105
	▲ Clamp Kit 260-4105 - Fits {210-3105}				
	Extended Cab				
	Front Shaft	9	C, D	210-3105	215-3105
	Rear Shaft - Long Bed; Exc. F44 HD Chassis Pkg.	9	A, I	210-0213	215-0354
		9	B	240-0231	215-4009**
	- Long Bed; w/ F44 HD Chassis Pkg.	9	A, I, B	210-0178	215-0178
	- Short Bed; Exc. Turbo Diesel or F44 HD Chassis Pkg.	9	A	210-0213	215-0354
		9	B	240-0231	215-4009**
	- Short Bed; w/ Turbo Diesel or F44 HD Chassis Pkg.	9	A, B	210-0178	215-0178
	▲ Clamp Kit 260-4178 - Fits {210-0178}				
	▲ Clamp Kit 260-4105 - Fits {210-3105} & {240-0231}				
1996	Regular Cab				
	Front Shaft - Exc. Turbo Diesel	9	C, D	210-3105	215-3105
	- Turbo Diesel	9	C	210-0213	215-0354
		9	D	240-0231	215-4009**
	Rear Shaft	9	A, B	210-3105	215-3105
	▲ Clamp Kit 260-4105 - Fits {210-3105} & {240-0231}				
1996	Extended Cab				
	Front Shaft - Exc. Turbo Diesel	9	C, D	210-3105	215-3105
	- Turbo Diesel	9	C	210-0213	215-0354
		9	D	240-0231	215-4009**
	Rear Shaft - Long Bed	9	A, I, B	210-0178	215-0178
	- Short Bed; Exc. F44 HD Chassis Pkg.	9	A	210-0213	215-0354
		9	B	240-0231	215-4009**
	- Short Bed; w/ F44 HD Chassis Pkg.	9	A, B	210-0178	215-0178
	▲ Clamp Kit 260-4178 - Fits {210-0178}				
	▲ Clamp Kit 260-4105 - Fits {210-3105} & {240-0231}				

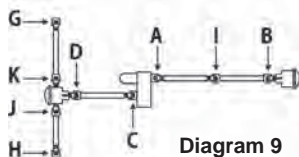


Diagram 9

Year	Make and Model	Diagram	Location	Standard	Performance
GMC: PICKUP 1/2 TON (15/1500 SERIES) Incl. SIERRA (Cont.)					
1995	Regular Cab				
	Front Shaft - Exc. Turbo Diesel.	9	C, D	210-3105	215-3105
	- Turbo Diesel.	9	C	210-0213	215-0354
	9	D	240-0231	215-4009**
	Rear Shaft - Exc. MW3 HD 5 Speed Manual Trans.	9	A, B	210-3105	215-3105
	- w/ MW3 HD 5 Speed Manual Trans.; w/ Alum. Driveshaft Yoke.	9	A, B	210-0178	215-0178
	- w/ MW3 HD 5 Speed Manual Trans.; w/ Steel Driveshaft Yoke.	9	A, B	210-0178	215-0178
	▲ Clamp Kit 260-4178 - Fits {210-0178}				
	▲ Clamp Kit 260-4105 - Fits {210-3105} & {240-0231}				
	Extended Cab				
	Front Shaft - Exc. Turbo Diesel.	9	C, D	210-3105	215-3105
	- Turbo Diesel.	9	C	210-0213	215-0354
	9	D	240-0231	215-4009**
	Rear Shaft - Long Bed; Exc. F44 HD Chassis Pkg. or MW3 HD 5 Speed Manual Trans.	9	A, I	210-0213	215-0354
	9	B	240-0231	215-4009**
	- Long Bed; w/ F44 HD Chassis Pkg. or MW3 HD 5 Speed Manual Trans.	9	A, I, B	210-0178	215-0178
	- Short Bed; Exc. F44 HD Chassis Pkg. or MW3 HD 5 Speed Manual Trans.	9	A	210-0213	215-0354
	9	B	240-0231	215-4009**
	- Short Bed; w/ F44 HD Chassis Pkg. or MW3 HD 5 Speed Manual Trans.; w/ Alum. Driveshaft Yoke.	9	A, B	210-0178	215-0178
	- Short Bed; w/ F44 HD Chassis Pkg. or MW3 HD 5 Speed Manual Trans.; w/ Steel Driveshaft Yoke.	9	A, B	210-0178	215-0178
	▲ Clamp Kit 260-4178 - Fits {210-0178}				
	▲ Clamp Kit 260-4105 - Fits {210-3105} & {240-0231}				
1994	Regular Cab				
	Front Shaft - Exc. Turbo Diesel.	9	C, D	210-3105	215-3105
	- Turbo Diesel.	9	C	210-0213	215-0354
	9	D	240-0231	215-4009**
	Rear Shaft - Exc. MT8 HD 5 Speed Manual Trans.	9	A, B	210-3105	215-3105
	- w/ MT8 HD 5 Speed Manual Trans.; w/ Alum. Driveshaft Yoke.	9	A, B	210-0178	215-0178
	Rear Shaft - w/ MT8 HD 5 Speed Manual Trans.; w/ Steel Driveshaft Yoke.	9	A, B	210-0178	215-0178
	▲ Clamp Kit 260-4178 - Fits {210-0178}				
	▲ Clamp Kit 260-4105 - Fits {210-3105} & {240-0231}				
	Extended Cab				
	Front Shaft - Exc. Turbo Diesel.	9	C, D	210-3105	215-3105
	- Turbo Diesel.	9	C	210-0213	215-0354
	9	D	240-0231	215-4009**
	Rear Shaft - Long Bed; Exc. F44 HD Chassis Pkg. and MT8 HD 5 Speed Manual Trans.	9	A, I	210-0213	215-0354
	9	B	240-0231	215-4009**
	- Long Bed; w/ F44 HD Chassis Pkg. or MT8 HD 5 Speed Manual Trans.	9	A, I, B	210-0178	215-0178
1994	Rear Shaft - Short Bed; Exc. F44 HD Chassis Pkg. and MT8 HD 5 Speed Manual Trans.	9	A	210-0213	215-0354
	9	B	240-0231	215-4009**
	- Short Bed; w/ F44 HD Chassis Pkg. or MT8 HD 5 Speed Manual Trans.; w/ Alum. Driveshaft Yoke.	9	A, B	210-0178	215-0178
	- Short Bed; w/ F44 HD Chassis Pkg. or MT8 HD 5 Speed Manual Trans.; w/ Steel Driveshaft Yoke.	9	A, B	210-0178	215-0178
	▲ Clamp Kit 260-4178 - Fits {210-0178}				
	▲ Clamp Kit 260-4105 - Fits {210-3105} & {240-0231}				
1993-92	Regular Cab				
	Front Shaft.	9	C, D	210-3105	215-3105
	Rear Shaft - Exc. MT8 HD 5 Speed Manual Trans.	9	A, B	210-3105	215-3105
	- w/ MT8 HD 5 Speed Manual Trans.; w/ Alum. Driveshaft Yoke.	9	A, B	210-0178	215-0178
	- w/ MT8 HD 5 Speed Manual Trans.; w/ Steel Driveshaft Yoke.	9	A, B	210-0178	215-0178
	▲ Clamp Kit 260-4178 - Fits {210-0178}				
	▲ Clamp Kit 260-4105 - Fits {210-3105}				

4WD TRUCKS

**Flush Type Grease Fitting in Bearing Cap

UNIVERSAL JOINTS

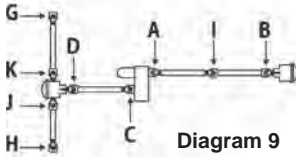


Diagram 9

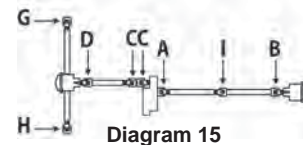


Diagram 15

4WD TRUCKS

Year	Make and Model	Diagram	Location	Standard	Performance
GMC: PICKUP 1/2 TON (15/1500 SERIES) Incl. SIERRA (Cont.)					
1993-92 (Cont.)	Extended Cab				
	Front Shaft.....	9	C, D	210-3105	215-3105
	Rear Shaft - Long Bed; Exc. F44 HD Chassis Pkg. and MT8 HD 5 Speed Manual Trans.....	9	A, I	210-0213	215-0354
	9	B	240-0231	215-4009**
	- Long Bed; w/ F44 HD Chassis Pkg. or MT8 HD 5 Speed Manual Trans.	9	A, I, B	210-0178	215-0178
	- Short Bed; Exc. F44 HD Chassis Pkg. and MT8 HD 5 Speed Manual Trans.....	9	A	210-0213	215-0354
	9	B	240-0231	215-4009**
	- Short Bed; w/ F44 HD Chassis Pkg. or MT8 HD 5 Speed Manual Trans.; w/ Alum. Driveshaft Yoke.	9	A, B	210-0178	215-0178
	- Short Bed; w/ F44 HD Chassis Pkg. or MT8 HD 5 Speed Manual Trans.; w/ Steel Driveshaft Yoke.....	9	A, B	210-0178	215-0178
	▲ Clamp Kit 260-4178 - Fits {210-0178}				
▲ Clamp Kit 260-4105 - Fits {210-3105} & {240-0231}					
1991-88	Regular Cab				
	Front Shaft - w/ Auto. Trans.	9	C, D	210-3105	215-3105
	- w/ Manual Trans.....	9	C	210-0213	215-0354
	9	D	240-0231	215-4009**
	Rear Shaft - w/ Auto. Trans.	9	A, B	210-3105	215-3105
	- w/ Manual Trans.; w/ Alum. Driveshaft Yoke.	9	A, B	210-0178	215-0178
	- w/ Manual Trans.; w/ Steel Driveshaft Yoke.....	9	A, B	210-0178	215-0178
	▲ Clamp Kit 260-4178 - Fits {210-0178}				
	▲ Clamp Kit 260-4105 - Fits {210-3105} & {240-0231}				
	Extended Cab				
Front Shaft - w/ Auto. Trans.	9	C, D	210-3105	215-3105	
- w/ Manual Trans.....	9	C	210-0213	215-0354	
.....	9	D	240-0231	215-4009**	
Rear Shaft - w/ Auto. Trans.	9	A, I	210-0213	215-0354	
.....	9	B	240-0231	215-4009**	
- w/ Manual Trans.; w/ Alum. Driveshaft Yoke.	9	A, I, B	210-0178	215-0178	
- w/ Manual Trans.; w/ Steel Driveshaft Yoke.....	9	A, I, B	210-0178	215-0178	
▲ Clamp Kit 260-4178 - Fits {210-0178}					
▲ Clamp Kit 260-4105 - Fits {210-3105} & {240-0231}					
1987-82	Front Shaft.....	15	C, C	210-3105	215-3105
	15	D	210-0153	215-0153
	▲ Ball Seat Kit 260-1200				
	▲ Flange Yoke 260-0626				
	▲ H Yoke 260-0646				
	▲ Weld Yoke 260-0636				
	Rear Shaft - w/ Inside Lock Rings.	15	A, B	210-3105	215-3105
	- w/ Outside Lock Rings.....	15	A, B	210-0178	215-0178
	Front Axle Joints.....	15	G, H	210-0297	215-0297
	▲ Clamp Kit 260-0153 - Fits {210-0153}				
▲ Clamp Kit 260-4178 - Fits {210-0178}					
▲ Clamp Kit 260-4105 - Fits {210-3105}					
1981-79	Front Shaft.....	15	C, C	210-3105	215-3105
	15	D	210-0153	215-0153
	▲ Ball Seat Kit 260-1200				
	▲ Flange Yoke 260-0626				
	▲ H Yoke 260-0646				
	▲ Weld Yoke 260-0636				
	Rear Shaft.....	15	A, B	210-0153	215-0153
	Front Axle Joints.....	15	G, H	210-0297	215-0297
	▲ Clamp Kit 260-0153 - Fits {210-0153}				
	1978	Front Shaft - w/ Inside Lock Rings.....	15	C, C	210-3105
.....		15	D	210-0153	215-0153
▲ Ball Seat Kit 260-1200					
▲ Flange Yoke 260-0626					
▲ Weld Yoke 260-0636					

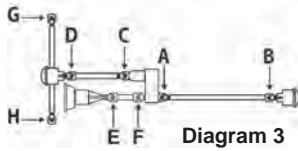


Diagram 3

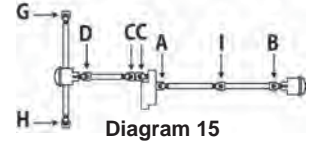
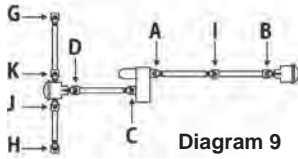


Diagram 15

Year	Make and Model	Diagram	Location	Standard	Performance
GMC: PICKUP 1/2 TON (15/1500 SERIES) Incl. SIERRA (Cont.)					
1978	Front Shaft - w/ Outside Lock Rings.....	15	C, C	210-0278	215-0278
(Cont.)	15	D	210-0153	215-0153
	▲ Centering Yoke 260-0782				
	▲ H Yoke 260-0647				
	▲ Weld Yoke 260-0637				
	Rear Shaft - w/ 2 Joint Shaft.	15	A, B	210-0153	215-0153
	- w/ 3 Joint Shaft.	15	A	210-0153	215-0153
	15	I, B	210-0178	215-0178
	Front Axle Joints.....	15	G, H	210-0297	215-0297
	▲ Clamp Kit 260-0153 - Fits {210-0153}				
1977-73	Front Shaft.....	15	C, C	210-0278	215-0278
	15	D	210-0153	215-0153
	▲ Centering Yoke 260-0782				
	▲ H Yoke 260-0647				
	▲ Weld Yoke 260-0637				
	Rear Shaft.....	15	A, B	210-0153	215-0153
	Front Axle Joints.....	15	G, H	210-0297	215-0297
	▲ Clamp Kit 260-0153 - Fits {210-0153}				
1972	Front Shaft.....	15	C, C	210-0278	215-0278
	15	D	210-0153	215-0153
	▲ Centering Yoke 260-0782				
	▲ H Yoke 260-0647				
	▲ Weld Yoke 260-0637				
	Rear Shaft.....	15	A, B	210-0153	215-0153
	Front Axle Joints - Exc. Some.....	15	G, H	210-0297	215-0297
	- Early; w/ 1-1/16in. OD Brg.....	15	G, H	210-0260	215-0269
	▲ U-Bolt Kit 260-0121 - Fits {210-0153}				
1971-70	Front Shaft.....	15	C, C	210-0278	215-0278
	15	D	210-0153	215-0153
	▲ Centering Yoke 260-0782				
	▲ H Yoke 260-0647				
	▲ Weld Yoke 260-0637				
	Rear Shaft.....	15	A, B	210-0153	215-0153
	Front Axle Joints.....	15	G, H	210-0260	215-0269
	▲ U-Bolt Kit 260-0121 - Fits {210-0153}				
1969	Front Shaft.....	15	C, C	210-0278	215-0278
	15	D	210-0153	215-0153
	▲ Centering Yoke 260-0782				
	▲ H Yoke 260-0647				
	▲ Weld Yoke 260-0633 - w/o 2in. OD Shaft				
	▲ Weld Yoke 260-0637 - w/ 2in. OD Shaft Rear Shaft.....	15	A, B	210-0153	215-0153
	Front Axle Joints.....	15	G, H	210-0260	215-0269
	▲ U-Bolt Kit 260-0121 - Fits {210-0153}				
1968-67	Front Shaft.....	15	C, C	210-0278	215-0278
	15	D	210-0153	215-0153
	▲ Centering Yoke 260-0782				
	▲ H Yoke 260-0647				
	▲ Weld Yoke 260-0633				
1968-67	Rear Shaft.....	15	A, B	210-0153	215-0153
	Front Axle Joints.....	15	G, H	210-0260	215-0269
	▲ U-Bolt Kit 260-0121 - Fits {210-0153}				
1966-60	Front Shaft.....	3	C, D	210-0153	215-0153
	Rear Shaft.....	3	A, B	210-0153	215-0153
	Front Axle Joints.....	3	G, H	210-0260	215-0269
	Intermediate Shaft - w/ Standard 3 Speed Trans.....	3	E, F	210-0153	215-0153
	- w/ HD 3 Speed or 4 Speed Manual Trans.....	3	E	210-0178	215-0178
	3	F	210-0153	215-0153
	▲ U-Bolt Kit 260-0121 - Fits {210-0153}				

4WD TRUCKS

UNIVERSAL JOINTS



Year	Make and Model	Diagram	Location	Standard	Performance	
GMC: PICKUP 3/4 TON (25/2500 SERIES) Incl. SIERRA						
2006-05	Crew Cab; Front Shaft	9	C, D	210-3105	215-3105	
	Crew Cab; Rear Shaft - With 5 Spd. Man. Trans.	9	A, I, B	210-0160	215-0160	
	Crew Cab; Rear Shaft - With 6 Spd. Man. Trans.	9	A, I, B	230-0188	---	
	Crew Cab; Rear Shaft - With Auto. Trans. and Long Bed	9	A, I, B	210-0160	215-0160	
	Crew Cab; Rear Shaft - With Auto. Trans. and Std. Bed	9	A, B	210-0160	215-0160	
	Extended Cab with Long Bed; Front Shaft	9	C, D	210-3105	215-3105	
	Extended Cab with Long Bed; Rear Shaft - With 5 Spd. Man. Trans.	9	A, I, B	210-0160	215-0160	
	Extended Cab with Long Bed; Rear Shaft - With 6 Spd. Man. Trans.	9	A, I, B	230-0188	---	
	Extended Cab with Long Bed; Rear Shaft - With Auto. Trans.	9	A, B	210-0160	215-0160	
	Extended Cab with Standard Bed; Front Shaft	9	C, D	210-3105	215-3105	
	Extended Cab with Standard Bed; Rear Shaft - With 4 Spd. Auto. Trans.	9	A, B	210-0160	215-0160	
	Extended Cab with Standard Bed; Rear Shaft - With 5 Spd. Auto. Trans. (2005)	9	A, B	230-0188	---	
	Extended Cab with Standard Bed; Rear Shaft - With 5 Spd. Man. Trans.	9	A, B	210-0160	215-0160	
	Extended Cab with Standard Bed; Rear Shaft - With 6 Spd. Auto. Trans. (2006)	9	A, B	230-0188	---	
	Extended Cab with Standard Bed; Rear Shaft - With 6 Spd. Man. Trans.	9	A, B	230-0188	---	
	Regular Cab; Front Shaft	9	C, D	210-3105	215-3105	
	Regular Cab; Rear Shaft - With 4 Spd. Auto. Trans.	9	A, B	211-0160	---	
	Regular Cab; Rear Shaft - With 5 Spd. Auto. Trans. (2005)	9	A, B	230-0188	---	
	Regular Cab; Rear Shaft - With 5 Spd. Man. Trans.	9	A, B	211-0160	---	
	Regular Cab; Rear Shaft - With 6 Spd. Auto. Trans. (2006)	9	A, B	230-0188	---	
Regular Cab; Rear Shaft - With 6 Spd. Man. Trans.	9	A, B	230-0188	---		
2004-01	2500HD Crew Cab; Front Shaft	9	C, D	210-3105	215-3105	
	2500HD Crew Cab; Rear Shaft - With 5 Spd. Man. Trans.	9	A, I, B	210-0160	215-0160	
	2500HD Crew Cab; Rear Shaft - With 6 Spd. Man. Trans.	9	A, I, B	230-0188	---	
	2500HD Crew Cab; Rear Shaft - With Auto. Trans. and Long Bed	9	A, I, B	210-0160	215-0160	
	2500HD Crew Cab; Rear Shaft - With Auto. Trans. and Std. Bed	9	A, B	210-0160	215-0160	
	2004	2500HD Extended Cab with Standard Bed; Front Shaft	9	C, D	210-3105	215-3105
		2500HD Extended Cab with Standard Bed; Rear Shaft - With 4 Spd. Auto. Trans.	9	A, B	210-0160	215-0160
		2500HD Extended Cab with Standard Bed; Rear Shaft - With 5 Spd. Auto. Trans. (1st Design)	9	A, B	210-0160	215-0160
		2500HD Extended Cab with Standard Bed; Rear Shaft - With 5 Spd. Auto. Trans. (2nd Design)	9	A, B	230-0188	---
		2500HD Extended Cab with Standard Bed; Rear Shaft - With 5 Spd. Man. Trans.	9	A, B	210-0160	215-0160
2500HD Extended Cab with Standard Bed; Rear Shaft - With 6 Spd. Man. Trans.		9	A, B	230-0188	---	
2500HD Regular Cab; Front Shaft		9	C, D	210-3105	215-3105	
2500HD Regular Cab; Rear Shaft - With 4 Spd. Auto. Trans.		9	A, B	211-0160	---	
2500HD Regular Cab; Rear Shaft - With 5 Spd. Auto. Trans. (1st Design)		9	A, B	210-0160	215-0160	
2500HD Regular Cab; Rear Shaft - With 5 Spd. Auto. Trans. (2nd Design)		9	A, B	230-0188	---	
2500HD Regular Cab; Rear Shaft - With 5 Spd. Man. Trans.	9	A, B	211-0160	---		
2500HD Regular Cab; Rear Shaft - With 6 Spd. Man. Trans.	9	A, B	230-0188	---		
2004-01	All Models (Except 2500HD); Front Shaft	9	C, D	210-3105	215-3105	
	All Models (Except 2500HD); Rear Shaft	9	A, B	210-0178	215-0178	
2003-01	2500HD Extended Cab with Standard Bed; Front Shaft	9	C, D	210-3105	215-3105	
	2500HD Extended Cab with Standard Bed; Rear Shaft - With 5 Spd. Man. Trans.	9	A, B	210-0160	215-0160	
	2500HD Extended Cab with Standard Bed; Rear Shaft - With 6 Spd. Man. Trans.	9	A, B	230-0188	---	
	2500HD Extended Cab with Standard Bed; Rear Shaft - With Auto. Trans.	9	A, B	210-0160	215-0160	
	2500HD Regular Cab; Front Shaft	9	C, D	210-3105	215-3105	
	2500HD Regular Cab; Rear Shaft - With 4 Spd. Auto. Trans.	9	A, B	211-0160	---	
	2500HD Regular Cab; Rear Shaft - With 5 Spd. Auto. Trans.	9	A, B	210-0160	215-0160	
	2500HD Regular Cab; Rear Shaft - With 5 Spd. Man. Trans.	9	A, B	211-0160	---	
	2500HD Regular Cab; Rear Shaft - With 6 Spd. Man. Trans.	9	A, B	230-0188	---	
	▲ Clamp Kit 260-4178 - Fits {210-0160} & {210-0178}					
▲ Clamp Kit 260-4105 - Fits {210-3105}						
2000-99	Exc. Sierra Classic					
	Front Shaft	9	C, D	210-3105	215-3105	
	Rear Shaft - w/ Auto. Trans.; Exc. Extended Cab w/ Long Bed	9	A, B	210-0178	215-0178	
	- w/ Auto. Trans.; Extended Cab w/ Long Bed	9	A, I, B	210-0178	215-0178	
	- Manual Trans.	9	A, B	210-0160	215-0160	
	▲ Clamp Kit 260-4178 - Fits {210-0160} & {210-0178}					
▲ Clamp Kit 260-4105 - Fits {210-3105}						

4WD TRUCKS

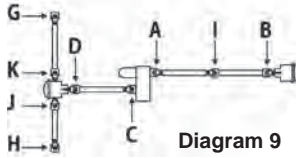


Diagram 9

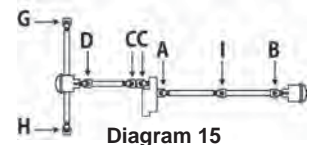


Diagram 15

Year	Make and Model	Diagram	Location	Standard	Performance
GMC: PICKUP 3/4 TON (25/2500 SERIES) Incl. SIERRA					
2000-99 (Cont.)	Sierra Classic				
	Front Shaft.....	9	C, D	210-3105	215-3105
	Rear Shaft - Regular Cab.....	9	A, B	210-0178	215-0178
	- Extended Cab.....	9	A, I, B	210-0178	215-0178
	▲ Clamp Kit 260-4178 - Fits {210-0178}				
	▲ Clamp Kit 260-4105 - Fits {210-3105}				
1998-97	Front Shaft.....	9	C, D	210-3105	215-3105
	Rear Shaft - Regular Cab.....	9	A, B	210-0178	215-0178
	- Extended Cab.....	9	A, I, B	210-0178	215-0178
	▲ Clamp Kit 260-4178 - Fits {210-0178}				
	▲ Clamp Kit 260-4105 - Fits {210-3105}				
1996-94	Front Shaft - Exc. Turbo Diesel.....	9	C, D	210-3105	215-3105
	- Turbo Diesel.....	9	C	210-0213	215-0354
	9	D	240-0231	215-4009**
	Rear Shaft - Regular Cab.....	9	A, B	210-0178	215-0178
	- Extended Cab.....	9	A, I, B	210-0178	215-0178
	▲ Clamp Kit 260-4178 - Fits {210-0178}				
	▲ Clamp Kit 260-4105 - Fits {240-0231} & {210-3105}				
1993-92	Front Shaft.....	9	C, D	210-3105	215-3105
	Rear Shaft - Regular Cab; w/ Alum. Driveshaft Yoke.....	9	A, B	210-0178	215-0178
	- Regular Cab; w/ Steel Driveshaft Yoke.....	9	A, B	210-0178	215-0178
	- Extended Cab.....	9	A, I, B	210-0178	215-0178
	▲ Clamp Kit 260-4178 - Fits {210-0178}				
	▲ Clamp Kit 260-4105 - Fits {210-3105} & {240-0231}				
1991-88	Front Shaft - w/ Auto. Trans.....	9	C, D	210-3105	215-3105
	- w/ Manual Trans.....	9	C	210-0213	215-0354
	9	D	240-0231	215-4009**
1991-88	Rear Shaft - Regular Cab; w/ Alum. Driveshaft Yoke.....	9	A, B	210-0178	215-0178
	- Regular Cab; w/ Steel Driveshaft Yoke.....	9	A, B	210-0178	215-0178
	- Extended Cab.....	9	A, I, B	210-0178	215-0178
	▲ Clamp Kit 260-4178 - Fits {210-0178}				
	▲ Clamp Kit 260-4105 - Fits {210-3105} & {240-0231}				
1987-82	Front Shaft.....	15	C, C	210-3105	215-3105
	15	D	210-0153	215-0153
	▲ Ball Seat Kit 260-1200				
	▲ Flange Yoke 260-0626				
	▲ H Yoke 260-0646				
	▲ Weld Yoke 260-0636				
	Rear Shaft.....	15	A, B	210-0178	215-0178
	Front Axle Joints.....	15	G, H	210-0297	215-0297
	▲ Clamp Kit 260-0153 - Fits {210-0153}				
	▲ Clamp Kit 260-4178 - Fits {210-0178}				
1981-79	Front Shaft.....	15	C, C	210-3105	215-3105
	15	D	210-0153	215-0153
	▲ Ball Seat Kit 260-1200				
	▲ Flange Yoke 260-0626				
	▲ H Yoke 260-0646				
	▲ Weld Yoke 260-0636				
	Rear Shaft - w/ 2 Joint Shaft.....	15	A	210-0153	215-0153
	15	B	210-0178	215-0178
	- w/ 3 Joint Shaft.....	15	A, I, B	210-0178	215-0178
	Front Axle Joints.....	15	G, H	210-0297	215-0297
	▲ Clamp Kit 260-0153 - Fits {210-0153}				
1978-77	Front Shaft - w/ Inside Lock Rings.....	15	C, C	210-3105	215-3105
	15	D	210-0153	215-0153
	▲ Ball Seat Kit 260-1200				
	▲ Flange Yoke 260-0626				
	▲ H Yoke 260-0646				
	▲ Weld Yoke 260-0636				

4WD TRUCKS

UNIVERSAL JOINTS

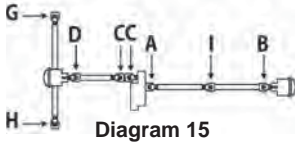
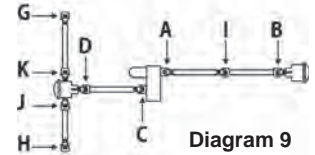
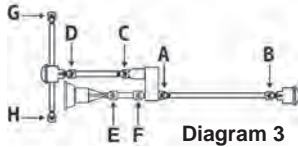


Diagram 15

Year	Make and Model	Diagram	Location	Standard	Performance
GMC: PICKUP 3/4 TON (25/2500 SERIES) Incl. SIERRA (Cont.)					
1978-77 (Cont.)	Front Shaft - w/ Outside Lock Rings.....	15	C, C	210-0278	215-0278
	15	D	210-0153	215-0153
	▲ Centering Yoke 260-0782				
	▲ H Yoke 260-0647				
	▲ Weld Yoke 260-0637				
	Rear Shaft - w/ 2 Joint Shaft.	15	A	210-0153	215-0153
	15	B	210-0178	215-0178
	- w/ 3 Joint Shaft.	15	A, I, B	210-0178	215-0178
	Front Axle Joints.....	15	G, H	210-0297	215-0297
	▲ Clamp Kit 260-0153 - Fits {210-0153}				
1976-75	Front Shaft.	15	C, C	210-0278	215-0278
	15	D	210-0153	215-0153
	▲ Centering Yoke 260-0782				
	▲ H Yoke 260-0647				
	▲ Weld Yoke 260-0637				
	Rear Shaft - w/ Part Time Transfer Case; w/ 2 Joint Shaft.....	15	A, B	210-0178	215-0178
	- w/ Part Time Transfer Case; w/ 3 Joint Shaft.....	15	A, I, B	210-0178	215-0178
	- w/ Full Time Transfer Case.	15	A, B	210-0153	215-0153
	Front Axle Joints.....	15	G, H	210-0297	215-0297
	▲ Clamp Kit 260-0153 - Fits {210-0153}				
1974-73	Front Shaft.	15	C, C	210-0278	215-0278
	15	D	210-0153	215-0153
	▲ Centering Yoke 260-0782				
	▲ H Yoke 260-0647				
	▲ Weld Yoke 260-0637				
	Rear Shaft.	15	A, B	210-0178	215-0178
	Front Axle Joints.....	15	G, H	210-0297	215-0297
	▲ Clamp Kit 260-0153 - Fits {210-0153}				
1972-70	Front Shaft.	15	C, C	210-0278	215-0278
	15	D	210-0153	215-0153
	▲ Centering Yoke 260-0782				
	▲ H Yoke 260-0647				
	▲ Weld Yoke 260-0637				
	Rear Shaft - w/ 1-1/16in. OD Brg.	15	A, B	210-0153	215-0153
	- w/ 1-3/16in. OD Brg.	15	A, B	210-0178	215-0178
	Front Axle Joints.....	15	G, H	210-0260	215-0269
	▲ U-Bolt Kit 260-0121 - Fits {210-0153}				
	▲ U-Bolt Kit 260-0178 - Fits {210-0178}				
1969	Front Shaft.	15	C, C	210-0278	215-0278
	15	D	210-0153	215-0153
	▲ Centering Yoke 260-0782				
	▲ H Yoke 260-0647				
	▲ Weld Yoke 260-0633 - w/o 2in. OD Shaft				
	▲ Weld Yoke 260-0637 - w/ 2in. OD Shaft				
	Rear Shaft - w/ 1-1/16in. OD Brg.	15	A, B	210-0153	215-0153
	- w/ 1-3/16in. OD Brg.	15	A, B	210-0178	215-0178
	Front Axle Joints.....	15	G, H	210-0260	215-0269
	▲ U-Bolt Kit 260-0121 - Fits {210-0153}				
	▲ U-Bolt Kit 260-0178 - Fits {210-0178}				
1968-67	Front Shaft.	15	C, C	210-0278	215-0278
	15	D	210-0153	215-0153
	▲ Centering Yoke 260-0782				
	▲ H Yoke 260-0647				
	▲ Weld Yoke 260-0633				
	Rear Shaft - w/ 1-1/16in. OD Brg.	15	A, B	210-0153	215-0153
	- w/ 1-3/16in. OD Brg.	15	A, B	210-0178	215-0178
	Front Axle Joints.....	15	G, H	210-0260	215-0269
	▲ U-Bolt Kit 260-0121 - Fits {210-0153}				
	▲ U-Bolt Kit 260-0178 - Fits {210-0178}				

4WD TRUCKS



Year	Make and Model	Diagram	Location	Standard	Performance
GMC: PICKUP 3/4 TON (25/2500 SERIES) Incl. SIERRA (Cont.)					
1966-61	Front Shaft	3	C, D	210-0153	215-0153
	Rear Shaft	3	A, B	210-0178	215-0178
	Front Axle Joints - w/ Inside Lock Rings	3	G, H	210-0260	215-0269
	- w/ Outside Lock Rings	3	G, H	210-0447	215-0447
	Intermediate Shaft - w/ 3 Speed Manual Trans.	3	E, F	210-0153	215-0153
	- w/ 4 Speed Manual Trans.	3	E	210-0178	215-0178
		3	F	210-0153	215-0153
	▲ U-Bolt Kit 260-0121 - Fits {210-0153}				
	▲ U-Bolt Kit 260-0178 - Fits {210-0178}				
GMC: PICKUP 1 TON (35/3500 SERIES) Incl. SIERRA					
2006-05	Chassis Cab; Front Shaft	9	C, D	210-3105	215-3105
	Chassis Cab; Rear Shaft - 137" WB with 5 Spd. Man. Trans.	9	A, B	210-0160	215-0160
	Chassis Cab; Rear Shaft - 137" WB with 6 Spd. Man. Trans.	9	A, B	230-0188	---
	Chassis Cab; Rear Shaft - 137" WB with Auto. Trans.	9	A, B	210-0160	215-0160
	Chassis Cab; Rear Shaft - 161.5" WB with 5 Spd. Man. Trans.	9	A, I, B	210-0160	215-0160
	Chassis Cab; Rear Shaft - 161.5" WB with 6 Spd. Man. Trans.	9	A, I, B	230-0188	---
	Chassis Cab; Rear Shaft - 161.5" WB with Auto. Trans.	9	A, I, B	210-0160	215-0160
	Crew Cab; Front Shaft	9	C, D	210-3105	215-3105
	Crew Cab; Rear Shaft - With 5 Spd. Man. Trans.	9	A, I, B	210-0160	215-0160
	Crew Cab; Rear Shaft - With 6 Spd. Man. Trans.	9	A, I, B	230-0188	---
	Crew Cab; Rear Shaft - With Auto. Trans.	9	A, I, B	210-0160	215-0160
	Extended Cab; Front Shaft	9	C, D	210-3105	215-3105
	Extended Cab; Rear Shaft - With 5 Spd. Man. Trans.	9	A, I, B	210-0160	215-0160
	Extended Cab; Rear Shaft - With 6 Spd. Man. Trans.	9	A, B	230-0188	---
	Extended Cab; Rear Shaft - With Auto. Trans.	9	A, B	210-0160	211-0160
	Regular Cab; Front Shaft	9	C, D	210-3105	215-3105
	Regular Cab; Rear Shaft - With 4 Spd. Auto. Trans.	9	A, B	211-0160	---
	Regular Cab; Rear Shaft - With 5 Spd. Auto. Trans. (2005)	9	A, B	230-0188	---
	Regular Cab; Rear Shaft - With 5 Spd. Man. Trans.	9	A, B	211-0160	---
	Regular Cab; Rear Shaft - With 6 Spd. Auto. Trans. (2006)	9	A, B	230-0188	---
	Regular Cab; Rear Shaft - With 6 Spd. Man. Trans.	9	A, B	230-0188	---
2004-01	Chassis Cab; Front Shaft	9	C, D	210-3105	215-3105
	Chassis Cab; Rear Shaft - 137" WB exc. 6 Spd. Man. Trans.	9	A, B	210-0160	215-0160
	Chassis Cab; Rear Shaft - 137" WB with 6 Spd. Man. Trans.	9	A, B	230-0188	---
	Chassis Cab; Rear Shaft - 161.5" WB exc. 6 Spd. Man. Trans.	9	A, I, B	210-0160	215-0160
	Chassis Cab; Rear Shaft - 161.5" WB with 6 Spd. Man. Trans.	9	A, I, B	230-0188	---
	Crew Cab; Front Shaft	9	C, D	210-3105	215-3105
	Crew Cab; Rear Shaft - With 6 Spd. Man. Trans.	9	A, I, B	230-0188	---
	Crew Cab; Rear Shaft - With Auto. or 5 Spd. Man. Trans.	9	A, I, B	210-0160	215-0160
2004	Extended Cab; Front Shaft	9	C, D	210-3105	215-3105
	Extended Cab; Rear Shaft - With 4 Spd. Auto. Trans.	9	A, B	210-0160	215-0160
	Extended Cab; Rear Shaft - With 5 Spd. Auto. Trans. (1st Design)	9	A, B	210-0160	215-0160
	Extended Cab; Rear Shaft - With 5 Spd. Auto. Trans. (2nd Design)	9	A, B	230-0188	---
	Extended Cab; Rear Shaft - With 5 Spd. Man. Trans.	9	A, I, B	210-0160	215-0160
	Extended Cab; Rear Shaft - With 6 Spd. Man. Trans.	9	A, I, B	230-0188	---
	Regular Cab; Front Shaft	9	C, D	210-3105	215-3105
	Regular Cab; Rear Shaft - With 4 Spd. Auto. Trans.	9	A, B	211-0160	---
	Regular Cab; Rear Shaft - With 5 Spd. Auto. Trans. (1st Design)	9	A, B	210-0160	215-0160
	Regular Cab; Rear Shaft - With 5 Spd. Auto. Trans. (2nd Design)	9	A, B	230-0188	---
	Regular Cab; Rear Shaft - With 5 Spd. Man. Trans.	9	A, B	211-0160	---
	Regular Cab; Rear Shaft - With 6 Spd. Man. Trans.	9	A, B	230-0188	---
2003-01	Extended Cab; Front Shaft	9	C, D	210-3105	215-3105
	Extended Cab; Rear Shaft - With 4 Spd. Auto. Trans.	9	A, B	210-0160	215-0160
	Extended Cab; Rear Shaft - With 5 Spd. Auto. Trans.	9	A, B	210-0160	215-0160
	Extended Cab; Rear Shaft - With 5 Spd. Man. Trans.	9	A, I, B	210-0160	215-0160
	Extended Cab; Rear Shaft - With 6 Spd. Man. Trans.	9	A, I, B	230-0188	---
	Regular Cab; Front Shaft	9	C, D	210-3105	215-3105
	Regular Cab; Rear Shaft - With 4 Spd. Auto. Trans.	9	A, B	211-0160	---
	Regular Cab; Rear Shaft - With 5 Spd. Auto. Trans.	9	A, B	210-0160	215-0160
	Regular Cab; Rear Shaft - With 5 Spd. Man. Trans.	9	A, B	211-0160	---
	Regular Cab; Rear Shaft - With 5 Spd. Auto. Trans.	9	A, B	210-0160	215-0160
	Regular Cab; Rear Shaft - With 5 Spd. Man. Trans.	9	A, B	211-0160	---

4WD TRUCKS

UNIVERSAL JOINTS

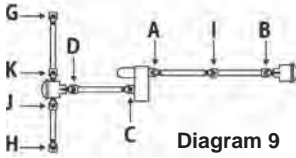


Diagram 9

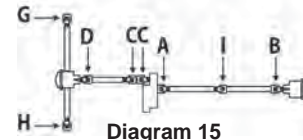


Diagram 15

4WD TRUCKS

Year	Make and Model	Diagram	Location	Standard	Performance
GMC: PICKUP 1 TON (35/3500 SERIES) Incl. SIERRA (Cont.)					
2003-01 (Cont.)	Regular Cab; Rear Shaft - With 6 Spd. Man. Trans. ▲ Clamp Kit 260-4178 - Fits {210-0160} ▲ Clamp Kit 260-4105 - Fits {210-3105}	9	A, B	230-0188	---
2000-97	Front Shaft Rear Shaft - Regular Cab - Chassis Cab; On 135.5in. or 141.5in. WB - Chassis Cab; On 159.5in., 168.5in. or 183.5in. WB - Extended Cab & Crew Cab ▲ Clamp Kit 260-4178 - Fits {210-0160} & {210-0178} ▲ Clamp Kit 260-4105 - Fits {210-3105}	9 9 9 9 9	C, D A, B A, B A, I, B A, I, B	210-3105 210-0178 210-0160 210-0160 210-0178	215-3105 215-0178 215-0160 215-0160 215-0178
1996-92	Front Shaft Rear Shaft - w/ 2 Joint Shaft; On 131.5in. or 135.5in. WB - w/ 3 Joint Shaft; w/ Alum. Driveshaft Yoke - w/ 3 Joint Shaft; w/ Steel Driveshaft Yoke ▲ Clamp Kit 260-4178 - Fits {210-0178} ▲ Clamp Kit 260-4105 - Fits {210-3105}	9 9 9 9	C, D A, B A, I, B A, I, B	210-3105 210-0178 210-0178 210-0178	215-3105 215-0178 215-0178 215-0178
1991-90	2 Door Front Shaft - w/ Auto. Trans.; Exc. Dual Rear Wheels - w/ Manual Trans. or Auto. Trans. w/ Dual Rear Wheels Rear Shaft - On 131.5in. or 135.5in. WB - On 155.5in. or 159.5in. WB; w/ Alum. Driveshaft Yoke - On 155.5in. or 159.5in. WB; w/ Steel Driveshaft Yoke ▲ Clamp Kit 260-4178 - Fits {210-0178} ▲ Clamp Kit 260-4105 - Fits {240-0231} & {210-3105} 4 Door Front Shaft ▲ Ball Seat Kit 260-1200 ▲ Flange Yoke 260-0626 ▲ H Yoke 260-0646 ▲ Weld Yoke 260-0636	9 9 9 9 9 9 15 15	C, D C D A, B A, I, B A, I, B C, C D	210-3105 210-0213 240-0231 210-0178 210-0178 210-0178 210-3105 210-0153	215-3105 215-0354 215-4009** 215-0178 215-0178 215-0178 215-3105 215-0153
1989-88	New Model w/ CV Front Drive Axles Front Shaft - w/ Inside Lock Rings - w/ Outside Lock Rings Rear Shaft - On 131.5in. WB; w/ Alum. Driveshaft Yoke - On 131.5in. WB; w/ Steel Driveshaft Yoke - On 155.5in. WB ▲ Clamp Kit 260-4178 - Fits {210-0178} ▲ Clamp Kit 260-4105 - Fits {240-0231} & {210-3105} Old Model w/ Moonbeam Front Axle Front Shaft ▲ Ball Seat Kit 260-1200 ▲ Flange Yoke 260-0626 ▲ H Yoke 260-0646 ▲ Weld Yoke 260-0636	9 9 9 9 9 9 15 15	C, D C D A, B A, B A, I, B C, C D	210-3105 210-0213 240-0231 210-0178 210-0178 210-0178 210-3105 210-0153	215-3105 215-0354 215-4009** 215-0178 215-0178 215-0178 215-3105 215-0153
1987-80	Rear Shaft - 2 Door - Exc. 2 Door Front Axle Joints ▲ Clamp Kit 260-4178 - Fits {210-0178} ▲ U-Bolt Kit 260-0121 - Fits {210-0153}	15 15 15	A, B A, I, B G, H	210-0178 210-0178 210-0332	215-0178 215-0178 ---
	Front Shaft ▲ Ball Seat Kit 260-1200 ▲ Flange Yoke 260-0626 ▲ H Yoke 260-0646 ▲ Weld Yoke 260-0636	15 15	C, C D	210-3105 210-0153	215-3105 215-0153

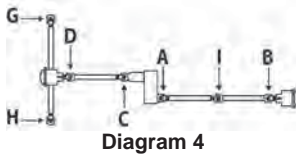


Diagram 4

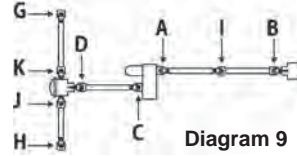


Diagram 9

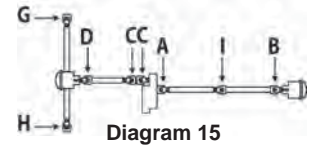
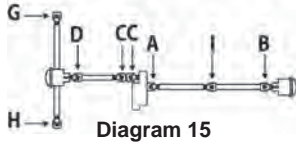


Diagram 15

Year	Make and Model	Diagram	Location	Standard	Performance
GMC: PICKUP 1 TON (35/3500 SERIES) Incl. SIERRA (Cont.)					
1987-80	Rear Shaft - On 131.5in. WB.	15	A, B	210-0178	215-0178
(Cont.)	- On 135.5in., 159.5in. or 164.5in. WB.	15	A, I, B	210-0178	215-0178
	Front Axle Joints.....	15	G, H	210-0332	—
	▲ Clamp Kit 260-4178 - Fits {210-0178}				
	▲ U-Bolt Kit 260-0121 - Fits {210-0153}				
1979	Front Shaft.	15	C, C	210-0278	215-0278
	15	D	210-0178	215-0178
	▲ Centering Yoke 260-0782				
	▲ H Yoke 260-0647				
	▲ Weld Yoke 260-0637				
1979	Rear Shaft - w/ Auto. Trans.	15	A	210-0153	215-0153
	15	I, B	210-0178	215-0178
	- w/ Manual Trans.....	15	A, I, B	210-0178	215-0178
	Front Axle Joints.....	15	G, H	210-0332	—
	▲ Clamp Kit 260-4178 - Fits {210-0178}				
1978-77	Front Shaft.	4	C, D	210-0153	215-0153
	Rear Shaft.	4	A, I, B	210-0178	215-0178
	Front Axle Joints.....	4	G, H	210-0332	—
	▲ Clamp Kit 260-4178 - Fits {210-0178}				
	▲ U-Bolt Kit 260-0121 - Fits {210-0153}				
GMC: SUBURBAN 1/2 TON (Incl. YUKON XL)					
2006-01	All Models; Front Shaft	9	C, D	210-3105	215-3105
	All Models; Rear Shaft	9	A, B	210-3105	215-3105
	▲ Clamp Kit 260-4105 - Fits {210-3105}				
2000-97	Front Shaft.	9	C, D	210-3105	215-3105
	Rear Shaft - w/ Inside Lock Rings.	9	A, B	210-3105	215-3105
	- w/ Outside Lock Rings.....	9	A, B	210-0178	215-0178
	▲ Clamp Kit 260-4105 - Fits {210-3105}				
	▲ Clamp Kit 260-4178 - Fits {210-0178}				
1996-94	Front Shaft - Exc. Turbo Diesel.	9	C, D	210-3105	215-3105
	- Turbo Diesel.....	9	C	210-0213	215-0354
	9	D	240-0231	215-4009**
	Rear Shaft - w/ Auto. Trans.	9	A, B	210-3105	215-3105
	- w/ Manual Trans.....	9	A, B	210-0178	215-0178
	▲ Clamp Kit 260-4178 - Fits {210-0178}				
	▲ Clamp Kit 260-4105 - Fits {210-3105} & {240-0231}				
1993-92	Front Shaft.	9	C, D	210-3105	215-3105
	Rear Shaft.	9	A, B	210-3105	215-3105
	▲ Clamp Kit 260-4105 - Fits {210-3105}				
1991-88	Front Shaft.	15	C, C	210-3105	215-3105
	15	D	210-0153	215-0153
	▲ Ball Seat Kit 260-1200				
	▲ Flange Yoke 260-0626				
	▲ H Yoke 260-0646				
	▲ Weld Yoke 260-0636				
	Rear Shaft - Exc. 4 Speed Manual Trans.....	15	A, B	210-3105	215-3105
	- w/ 4 Speed Manual Trans.	15	A, B	210-0178	215-0178
	Front Axle Joints.....	15	G, H	210-0297	215-0297
	▲ Clamp Kit 260-0153 - Fits {210-0153}				
	▲ Clamp Kit 260-4178 - Fits {210-0178}				
	▲ Clamp Kit 260-4105 - Fits {210-3105}				
1987-82	Front Shaft.	15	C, C	210-3105	215-3105
	15	D	210-0153	215-0153
	▲ Ball Seat Kit 260-1200				
	▲ Flange Yoke 260-0626				
	▲ H Yoke 260-0646				
	▲ Weld Yoke 260-0636				

4WD TRUCKS

UNIVERSAL JOINTS



4WD TRUCKS

Year	Make and Model	Diagram	Location	Standard	Performance
GMC: SUBURBAN 1/2 TON (Incl. YUKON XL) (Cont.)					
1987-82 (Cont.)	Rear Shaft - w/ Inside Lock Rings.....	15	A, B	210-3105	215-3105
	- w/ Outside Lock Rings.....	15	A, B	210-0178	215-0178
	Front Axle Joints.....	15	G, H	210-0297	215-0297
	▲ Clamp Kit 260-0153 - Fits {210-0153}				
	▲ Clamp Kit 260-4178 - Fits {210-0178}				
	▲ Clamp Kit 260-4105 - Fits {210-3105}				
1981-79	Front Shaft.....	15	C, C	210-3105	215-3105
	15	D	210-0153	215-0153
	▲ Ball Seat Kit 260-1200				
	▲ Flange Yoke 260-0626				
	▲ H Yoke 260-0646				
	▲ Weld Yoke 260-0636				
	Rear Shaft.....	15	A, B	210-0153	215-0153
	Front Axle Joints.....	15	G, H	210-0297	215-0297
	▲ Clamp Kit 260-0153 - Fits {210-0153}				
1978	Front Shaft - w/ Inside Lock Rings.....	15	C, C	210-3105	215-3105
	15	D	210-0153	215-0153
	▲ Ball Seat Kit 260-1200				
	▲ Flange Yoke 260-0626				
	▲ H Yoke 260-0646				
	▲ Weld Yoke 260-0636				
	Front Shaft - w/ Outside Lock Rings.....	15	C, C	210-0278	215-0278
	15	D	210-0153	215-0153
	▲ Centering Yoke 260-0782				
	▲ H Yoke 260-0647				
	▲ Weld Yoke 260-0637				
	Rear Shaft - w/ 2 Joint Shaft.....	15	A, B	210-0153	215-0153
	- w/ 3 Joint Shaft.....	15	A	210-0153	215-0153
	15	I, B	210-0178	215-0178
	Front Axle Joints.....	15	G, H	210-0297	215-0297
	▲ Clamp Kit 260-0153 - Fits {210-0153}				
1977-73	Front Shaft.....	15	C, C	210-0278	215-0278
	15	D	210-0153	215-0153
	▲ Centering Yoke 260-0782				
	▲ H Yoke 260-0647				
	▲ Weld Yoke 260-0637				
	Rear Shaft.....	15	A, B	210-0153	215-0153
	Front Axle Joints.....	15	G, H	210-0297	215-0297
	▲ Clamp Kit 260-0153 - Fits {210-0153}				
1972	Front Shaft.....	15	C, C	210-0278	215-0278
	15	D	210-0153	215-0153
	▲ Centering Yoke 260-0782				
	▲ H Yoke 260-0647				
	▲ Weld Yoke 260-0637				
	Rear Shaft.....	15	A, B	210-0153	215-0153
	Front Axle Joints - Exc. Some.....	15	G, H	210-0297	215-0297
	- Early; w/ 1-1/16in. OD Brg.....	15	G, H	210-0260	215-0269
	▲ U-Bolt Kit 260-0121 - Fits {210-0153}				
1971-70	Front Shaft.....	15	C, C	210-0278	215-0278
	15	D	210-0153	215-0153
	▲ Centering Yoke 260-0782				
	▲ H Yoke 260-0647				
	▲ Weld Yoke 260-0637				
	Rear Shaft.....	15	A, B	210-0153	215-0153
	Front Axle Joints.....	15	G, H	210-0260	215-0269
	▲ U-Bolt Kit 260-0121 - Fits {210-0153}				
1969	Front Shaft.....	15	C, C	210-0278	215-0278
	15	D	210-0153	215-0153
	▲ Centering Yoke 260-0782				
	▲ H Yoke 260-0647				
	▲ Weld Yoke 260-0633 - w/o 2in. OD Shaft				
	▲ Weld Yoke 260-0637 - w/ 2in. OD Shaft Rear Shaft.....	15	A, B	210-0153	215-0153
	Front Axle Joints.....	15	G, H	210-0260	215-0269
	▲ U-Bolt Kit 260-0121 - Fits {210-0153}				

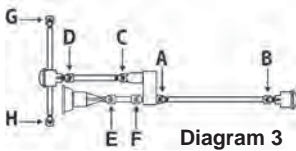


Diagram 3

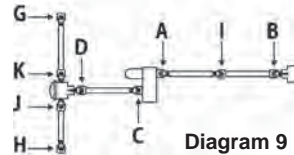


Diagram 9

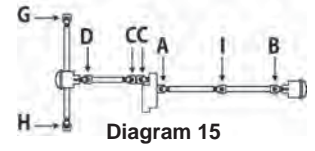


Diagram 15

Year	Make and Model	Diagram	Location	Standard	Performance
GMC: SUBURBAN 1/2 TON (Incl. YUKON XL) (Cont.)					
1968-67	Front Shaft.....	15	C, C	210-0278	215-0278
	15	D	210-0153	215-0153
	▲ Centering Yoke 260-0782				
	▲ H Yoke 260-0647				
	▲ Weld Yoke 260-0633				
1966-60	Rear Shaft.....	15	A, B	210-0153	215-0153
	Front Axle Joints.....	15	G, H	210-0260	215-0269
	▲ U-Bolt Kit 260-0121 - Fits {210-0153}				
	Front Shaft.....	3	C, D	210-0153	215-0153
	Rear Shaft.....	3	A, B	210-0153	215-0153
	Front Axle Joints.....	3	G, H	210-0260	215-0269
	Intermediate Shaft - w/ Standard 3 Speed Trans.....	3	E, F	210-0153	215-0153
	- w/ HD 3 Speed or 4 Speed Manual Trans.....	3	E	210-0178	215-0178
	3	F	210-0153	215-0153
	▲ U-Bolt Kit 260-0121 - Fits {210-0153}				
GMC: SUBURBAN 3/4 TON (Incl. YUKON XL)					
2006-00	All Models; Front Shaft.....	9	C, D	210-3105	215-3105
	All Models; Rear Shaft - With 6.0 V-8.....	9	A, B	210-0178	215-0178
	All Models; Rear Shaft - With 8.1 V-8.....	9	A, B	210-0160	215-0160
	▲ Clamp Kit 260-4178 - Fits {210-0160} & {210-0178}				
	▲ Clamp Kit 260-4105 - Fits {210-3105}				
1999-97	Front Shaft.....	9	C, D	210-3105	215-3105
	Rear Shaft.....	9	A, B	210-0178	215-0178
	▲ Clamp Kit 260-4178 - Fits {210-0178}				
1996-94	▲ Clamp Kit 260-4105 - Fits {210-3105}				
	Front Shaft - Exc. Turbo Diesel.....	9	C, D	210-3105	215-3105
	- Turbo Diesel.....	9	C	210-0213	215-0354
	9	D	240-0231	215-4009**
	Rear Shaft.....	9	A, B	210-0178	215-0178
1993-92	▲ Clamp Kit 260-4178 - Fits {210-0178}				
	▲ Clamp Kit 260-4105 - Fits {210-3105}				
	Front Shaft.....	9	C, D	210-3105	215-3105
	Rear Shaft.....	9	A, B	210-0178	215-0178
	▲ Clamp Kit 260-4178 - Fits {210-0178}				
1991-88	▲ Clamp Kit 260-4105 - Fits {240-0231} & {210-3105}				
	Front Shaft.....	15	C, C	210-3105	215-3105
	15	D	210-0153	215-0153
	▲ Ball Seat Kit 260-1200				
	▲ Flange Yoke 260-0626				
1987-82	▲ H Yoke 260-0646				
	▲ Weld Yoke 260-0636				
	Rear Shaft.....	15	A, B	210-0178	215-0178
	Front Axle Joints.....	15	G, H	210-0297	215-0297
	▲ Clamp Kit 260-0153 - Fits {210-0153}				
1981-79	▲ Clamp Kit 260-4178 - Fits {210-0178}				
	Front Shaft.....	15	C, C	210-3105	215-3105
	15	D	210-0153	215-0153
	▲ Ball Seat Kit 260-1200				
	▲ Flange Yoke 260-0626				

4WD TRUCKS

**Flush Type Grease Fitting in Bearing Cap

UNIVERSAL JOINTS

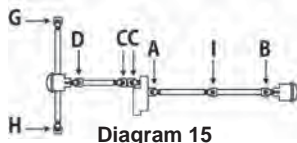


Diagram 15

Year	Make and Model	Diagram	Location	Standard	Performance
GMC: SUBURBAN 3/4 TON (Incl. YUKON XL) (Cont.)					
1981-79 (Cont.)	Rear Shaft - w/ 2 Joint Shaft.	15	A	210-0153	215-0153
	15	B	210-0178	215-0178
	- w/ 3 Joint Shaft.	15	A, I, B	210-0178	215-0178
	Front Axle Joints.....	15	G, H	210-0297	215-0297
	▲ Clamp Kit 260-0153 - Fits {210-0153}				
1978-77	Front Shaft - w/ Inside Lock Rings.....	15	C, C	210-3105	215-3105
	15	D	210-0153	215-0153
	▲ Ball Seat Kit 260-1200				
	▲ Flange Yoke 260-0626				
	▲ H Yoke 260-0646				
	▲ Weld Yoke 260-0636				
	Front Shaft - w/ Outside Lock Rings.....	15	C, C	210-0278	215-0278
	15	D	210-0153	215-0153
	▲ Centering Yoke 260-0782				
	▲ H Yoke 260-0647				
	▲ Weld Yoke 260-0637				
1978-77	Rear Shaft - w/ 2 Joint Shaft.	15	A	210-0153	215-0153
	15	B	210-0178	215-0178
	- w/ 3 Joint Shaft.	15	A, I, B	210-0178	215-0178
	Front Axle Joints.....	15	G, H	210-0297	215-0297
	▲ Clamp Kit 260-0153 - Fits {210-0153}				
1976-75	Front Shaft.	15	C, C	210-0278	215-0278
	15	D	210-0153	215-0153
	▲ Centering Yoke 260-0782				
	▲ H Yoke 260-0647				
	▲ Weld Yoke 260-0637				
	Rear Shaft - w/ Part Time Transfer Case; w/ 2 Joint Shaft.....	15	A, B	210-0178	215-0178
	- w/ Part Time Transfer Case; w/ 3 Joint Shaft.....	15	A, I, B	210-0178	215-0178
	- w/ Full Time Transfer Case.	15	A, B	210-0153	215-0153
	Front Axle Joints.....	15	G, H	210-0297	215-0297
	▲ Clamp Kit 260-0153 - Fits {210-0153}				
1974-73	Front Shaft.	15	C, C	210-0278	215-0278
	15	D	210-0153	215-0153
	▲ Centering Yoke 260-0782				
	▲ H Yoke 260-0647				
	▲ Weld Yoke 260-0637				
	Rear Shaft.	15	A, B	210-0178	215-0178
	Front Axle Joints.....	15	G, H	210-0297	215-0297
	▲ Clamp Kit 260-0153 - Fits {210-0153}				
1972-70	Front Shaft.	15	C, C	210-0278	215-0278
	15	D	210-0153	215-0153
	▲ Centering Yoke 260-0782				
	▲ H Yoke 260-0647				
	▲ Weld Yoke 260-0637				
	Rear Shaft - w/ 1-1/16in. OD Brg.	15	A, B	210-0153	215-0153
	- w/ 1-3/16in. OD Brg.	15	A, B	210-0178	215-0178
	Front Axle Joints.....	15	G, H	210-0260	215-0269
	▲ U-Bolt Kit 260-0121 - Fits {210-0153}				
	▲ U-Bolt Kit 260-0178 - Fits {210-0178}				
1969	Front Shaft.	15	C, C	210-0278	215-0278
	15	D	210-0153	215-0153
	▲ Centering Yoke 260-0782				
	▲ H Yoke 260-0647				
	▲ Weld Yoke 260-0633 - w/o 2in. OD Shaft				
	▲ Weld Yoke 260-0637 - w/ 2in. OD Shaft Rear Shaft - w/ 1-1/16in. OD Brg.	15	A, B	210-0153	215-0153
	- w/ 1-3/16in. OD Brg.	15	A, B	210-0178	215-0178
	Front Axle Joints.....	15	G, H	210-0260	215-0269
	▲ U-Bolt Kit 260-0121 - Fits {210-0153}				
	▲ U-Bolt Kit 260-0178 - Fits {210-0178}				

4WD TRUCKS

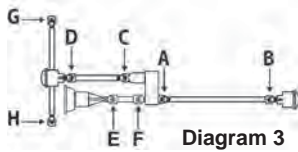


Diagram 3

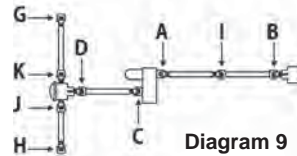


Diagram 9

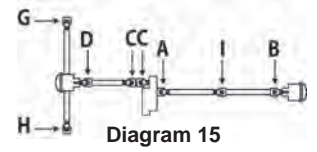


Diagram 15

Year	Make and Model	Diagram	Location	Standard	Performance
GMC: SUBURBAN 3/4 TON (Incl. YUKON XL) (Cont.)					
1968-67	Front Shaft	15	C, C	210-0278	215-0278
	15	D	210-0153	215-0153
	▲ Centering Yoke 260-0782				
	▲ H Yoke 260-0647				
	▲ Weld Yoke 260-0633				
	Rear Shaft - w/ 1-1/16in. OD Brg.	15	A, B	210-0153	215-0153
	- w/ 1-3/16in. OD Brg.	15	A, B	210-0178	215-0178
	Front Axle Joints.....	15	G, H	210-0260	215-0269
	▲ U-Bolt Kit 260-0178 - Fits {210-0178}				
	▲ U-Bolt Kit 260-0121 - Fits {210-0153}				
1966-61	Front Shaft	3	C, D	210-0153	215-0153
	Rear Shaft	3	A, B	210-0178	215-0178
	Front Axle Joints - w/ Inside Lock Rings.....	3	G, H	210-0260	215-0269
	- w/ Outside Lock Rings	3	G, H	210-0447	215-0447
	Intermediate Shaft - w/ 3 Speed Manual Trans.	3	E, F	210-0153	215-0153
	- w/ 4 Speed Manual Trans.	3	E	210-0178	215-0178
	3	F	210-0153	215-0153
	▲ U-Bolt Kit 260-0121 - Fits {210-0153}				
	▲ U-Bolt Kit 260-0178 - Fits {210-0178}				
	GMC: VAN G1500 SAVANA				
2006-03	All Models; Front Shaft	9	C, D	210-3105	215-3105
	All Models; Rear Shaft	9	A, B	210-0178	215-0178
	▲ Clamp Kit 260-4178 - Fits {210-0178}				
	▲ Clamp Kit 260-4105 - Fits {210-3105}				
GMC: VAN G2500 SAVANA					
2006-03	All Models; Front Shaft	9	C, D	210-3105	215-3105
	All Models; Rear Shaft	9	A, B	210-0178	215-0178
GMC: YUKON (EXC. XL)					
2004-97	All Models; Front Shaft	9	C, D	210-3105	215-3105
	All Models; Rear Shaft	9	A, B	210-3105	215-3105
	▲ Clamp Kit 260-4105 - Fits {210-3105}				
1996-94	Front Shaft - Exc. Turbo Diesel	9	C, D	210-3105	215-3105
	- Turbo Diesel.....	9	C	210-0213	215-0354
	9	D	240-0231	215-4009**
	Rear Shaft	9	A, B	210-3105	215-3105
	▲ Clamp Kit 260-4105 - Fits {240-0231} & {210-3105}				
1993-92	Front Shaft.....	9	C, D	210-3105	215-3105
	Rear Shaft	9	A, B	210-3105	215-3105
	▲ Clamp Kit 260-4105 - Fits {210-3105}				
HONDA: PASSPORT					
2002-98	Front Shaft.....	9	C, D	210-0153	215-0153
	Rear Shaft	9	A, B	210-0153	215-0153
1997-94	Front Shaft.....	9	C, D	220-0052	215-0052
	Rear Shaft	9	A, I, B	210-0153	215-0153
	▲ Clamp Kit 260-0443 - Fits {210-0153}				
HUMMER: H1					
1995	All Models; Front Shaft	15	C, D	210-0213	215-1203
HUMMER: H2					
2006-03	All Models; Front Shaft	9	C, D	210-3105	215-3105
	All Models; Rear Shaft	9	A, B	211-0178	
	▲ Clamp Kit 260-4178 - Fits {210-0178}				
	▲ Clamp Kit 260-4105 - Fits {210-3105}				
HUMMER: H3					
2006	All Models; Front Shaft - At Differential	9	D	210-0350	215-1200
2006	All Models; Front Shaft - At Transfer Case	9	C	NR	---
2006	All Models; Rear Shaft	9	A, B	211-0178	---

4WD TRUCKS

**Flush Type Grease Fitting in Bearing Cap

UNIVERSAL JOINTS

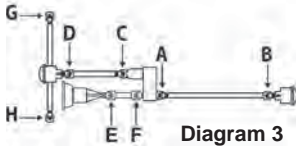


Diagram 3

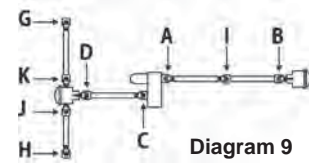
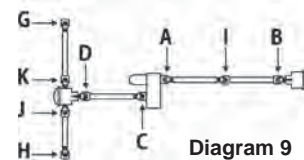
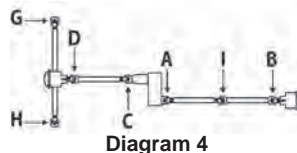
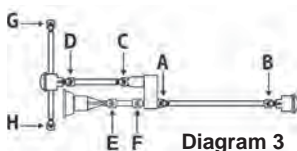


Diagram 9

Year	Make and Model	Diagram	Location	Standard	Performance
INFINITI: QX4					
2003-97	All Models; Front Shaft	9	C, D	220-0046	215-0046
2003-97	All Models; Rear Shaft	9	A, B	220-0029	215-0029
INFINITI: QX56					
2006-04	All Models; Front Shaft	9	C, D	210-0153	215-0153
	All Models; Rear Shaft	9	A, B	210-0178	215-0178
INTERNATIONAL: 100, 110, 120, 900, 1000, 1100, 1200 SERIES (TRAVELALL & PICKUP)					
1978-74	Front Shaft	3	C, D	210-1200	215-1200
	Rear Shaft	3	A, B	210-1200	215-1200
	Intermediate Shaft	3	E, F	210-1200	215-1200
	Front Axle Joints	3	G, H	210-0297	215-0297
1973-72	Front Shaft	3	C, D	210-1200	215-1200
	Rear Shaft	3	A, B	210-1200	215-1200
	Intermediate Shaft	3	E, F	210-1200	215-1200
	Front Axle Joints - w/ Inside Lock Rings	3	G, H	210-0260	215-0269
1971-53	Front Shaft	3	C, D	210-1200	215-1200
	Rear Shaft	3	A, B	210-1200	215-1200
	Intermediate Shaft	3	E, F	210-1200	215-1200
	Front Axle Joints - w/ Inside Lock Rings	3	G, H	210-0260	215-0269
	- w/ Outside Lock Rings	3	G, H	210-0447	215-0447
INTERNATIONAL: 130, 1300 SERIES					
1973-56	Front Shaft	3	C, D	210-1200	215-1200
	Rear Shaft	3	A, B	210-1200	215-1200
	Intermediate Shaft	3	E, F	210-1200	215-1200
	Front Axle Joints	3	G, H	210-0332	—
INTERNATIONAL: 140 SERIES					
1960-59	B140				
	Front Shaft	3	C, D	210-1200	215-1200
	Rear Shaft	3	A, B	210-1200	215-1200
	Front Axle Joints	3	G, H	210-0332	—
	Intermediate Shaft	3	E, F	210-1200	215-1200
1958-57	A140				
	Front Shaft - w/ 3-7/8in. Yoke	3	C, D	210-0178	215-0178
	- w/ 4-7/16in. Yoke	3	C, D	210-0160	215-0160
	Rear Shaft - w/ 3-7/8in. Yoke	3	A, B	210-0178	215-0178
	- w/ 4-7/16in. Yoke	3	A, B	210-0160	215-0160
	Intermediate Shaft	3	E, F	210-0178	215-0178
1957-53	R140, S140				
	Front Shaft	3	C, D	210-0178	215-0178
	Rear Shaft	3	A, B	210-0178	215-0178
	Intermediate Shaft	3	E, F	210-0178	215-0178
INTERNATIONAL: 160, 1600					
1974-62	1600				
	Front Shaft	3	C, D	210-1206	—
	Rear Shaft	3	A, B	210-1214	—
	Intermediate Shaft - w/ Inside Lock Rings	3	E, F	210-1206	—
	- w/ Outside Lock Rings	3	E, F	210-1214	—
1969-62	BC-160				
	Front Shaft	3	C, D	210-1205	—
	Rear Shaft	3	A, B	210-1206	—
	Intermediate Shaft	3	E, F	210-1205	—
1962-59	B-160				
	Front Shaft - w/ 2-9/16in. Yoke	3	C, D	210-1205	—
	- w/ 3-1/8in. Yoke	3	C, D	210-1206	—
	Rear Shaft - w/ Inside Lock Rings; w/ 2-9/16in. Yoke	3	A, B	210-1205	—
	- w/ Inside Lock Rings; w/ 3-1/8in. Yoke	3	A, B	210-1206	—
	- w/ Outside Thrust Plates	3	A, B	210-1214	—
	Intermediate Shaft - w/ 2-9/16in. Yoke	3	E, F	210-1205	—
	- w/ 3-1/8in. Yoke	3	E, F	210-1206	—

4WD TRUCKS



Year	Make and Model	Diagram	Location	Standard	Performance
INTERNATIONAL: 160, 1600 (Cont.)					
1959-53	A-160, AC-160, R-160, S-160				
	Front Shaft	3	C, D	210-0178	215-0178
	Rear Shaft	3	A, B	210-0160	215-0160
	Intermediate Shaft	3	E, F	210-0178	215-0178
INTERNATIONAL: SCOUT, SCOUT II, TERRA, TRAVELER (80, 800 SERIES)					
1980-74	Front Shaft	4	C, D	210-0153	215-0153
	Rear Shaft	4	A, B	210-0153	215-0153
	Front Axle Joints	4	G, H	210-0297	215-0297
	▲ U-Bolt Kit 260-0121 - Fits {210-0153}				
1973-70	Front Shaft	4	C, D	210-0153	215-0153
	Rear Shaft	4	A, B	210-0153	215-0153
	Front Axle Joints	4	G, H	210-0260	215-0269
	▲ U-Bolt Kit 260-0121 - Fits {210-0153}				
1969	Front Axle Joints	4	G, H	210-0260	215-0269
1968-66	Front Shaft	4	C, D	210-1200	215-1200
	Rear Shaft	4	A, B	210-1200	215-1200
	Front Axle Joints	4	G, H	210-0260	215-0269
1965-61	Front Shaft	4	C, D	210-2140	—
	Rear Shaft	4	A, B	210-2140	—
	Front Axle Joints	4	G, H	210-0260	215-0269
ISUZU: AMIGO					
2000-98	Front Shaft	9	C, D	210-0153	215-0153
	Rear Shaft	9	A, B	210-0153	215-0153
1995-89	Front Shaft	9	C, D	220-0052	215-0052
	Rear Shaft	9	A, B	220-0052	215-0052
ISUZU: ASCENDER					
2006-02	All Models; Front Shaft - At Differential	9	D	210-0350	215-1200
	All Models; Front Shaft - At Transfer Case	9	C	NR	NR
	All Models; Rear Shaft	9	A, B	210-3105	215-3105
ISUZU: AXIOM					
2004-02	All Models; Front Shaft	9	C, D	NR	NR
	All Models; Rear Shaft	9	A, B	210-0153	215-0153
ISUZU: HOMBRE					
2000-98	Front Shaft	9	C	NA	—
	Front Shaft	9	D	210-0350	215-1200
	Rear Shaft	9	A, B	210-3105	215-3105
	▲ Clamp Kit 260-0153 - Fits {210-0350}				
	▲ Clamp Kit 260-4105 - Fits {210-3105}				
ISUZU: i-350					
2006	All Models; Front Shaft - At Differential	9	D	210-0153	215-0153
	All Models; Rear Shaft - At Transfer Case	9	A	210-1203	215-1203
	All Models; Rear Shaft - At Differential	9	B	240-0231	215-4009
ISUZU: PICKUP					
1995-91	American Built; Vin Starts 4S1				
	Front Shaft - From 11/90	9	C, D	220-0052	215-0052
	Rear Shaft - From 11/90	9	A, I, B	210-0153	215-0153
	▲ Clamp Kit 260-0443 - Fits {210-0153} Japanese Built; Vin Starts JAA				
	Front Shaft - From 11/90	9	C, D	220-0052	215-0052
	Rear Shaft - From 11/90	9	A, I, B	220-0052	215-0052
1991-88	Front Shaft - From 12/87 - Thru 10/90	9	C, D	220-0052	215-0052
	Rear Shaft - From 12/87 - Thru 10/90	9	A, I, B	220-0052	215-0052
1988-86	Front Shaft - Thru 11/87	9	C	220-0052	215-0052
	Front Shaft - Thru 11/87	9	D	220-0500	215-0500
	Rear Shaft - Thru 11/87	9	A, I	220-0500	215-0500
	Front Shaft - Thru 11/87	9	B	220-0052	215-0052

4WD TRUCKS

UNIVERSAL JOINTS

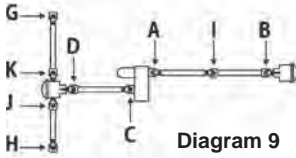


Diagram 9

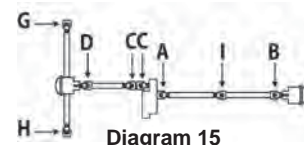


Diagram 15

Year	Make and Model	Diagram	Location	Standard	Performance
ISUZU: PICKUP (Cont.)					
1985-81	Front Shaft	9	C	220-0052	215-0052
		9	D	220-0500	215-0500
	Rear Shaft	9	A, I, B	220-0500	215-0500
ISUZU: RODEO (INCLUDES RODEO SPORT)					
2004-98	All Models; Front Shaft	9	C, D	210-0153	215-0153
	All Models; Rear Shaft	9	A, B	210-0153	215-0153
1997-91	Front Shaft	9	C, D	220-0052	215-0052
	Rear Shaft	9	A, I, B	210-0153	215-0153
	▲ Clamp Kit 260-0443 - Fits {210-0153}				
ISUZU: TROOPER (INCLUDES TROOPER II)					
2002-98	All Models; Front Shaft (Exc. Torque on Demand)	9	C, D	220-0052	215-0052
	All Models; Rear Shaft	9	A, B	220-0411	---
1997-88	Front Shaft	9	C, D	220-0052	215-0052
	Rear Shaft - w/ 2 Joint Shaft	9	A, B	220-0052	215-0052
	- w/ 3 Joint Shaft	9	A, I, B	220-0052	215-0052
1987	Front Shaft - From 7/87	9	C, D	220-0052	215-0052
	- Thru 6/87	9	C	220-0052	215-0052
		9	D	220-0500	215-0500
	Rear Shaft - From 7/87; 2 Joint Shaft	9	A, B	220-0052	215-0052
	- From 7/87; 3 Joint Shaft	9	A, I, B	220-0052	215-0052
	- Thru 6/87; 3 Joint Shaft	9	A, I, B	220-0500	215-0500
1986-84	Front Shaft	9	C	220-0052	215-0052
		9	D	220-0500	215-0500
	Rear Shaft	9	A, I, B	220-0500	215-0500
JEEP: CHEROKEE					
2001	Front Shaft	15	D	210-0153	215-0153
		15	C, C	218-0153	215-0153
	Rear Shaft - With Auto. Trans.	15	A, B	210-0153	215-0153
	Rear Shaft - With Man. Trans.	15	B	210-0153	215-0153
		15	A	210-0213	215-1203
	Wheel Joint	15	G, H	215-0299	---
2000-99	Front Shaft	15	D	210-0153	215-0153
		15	C, C	218-0153	215-0153
	Rear Shaft - With Auto. Trans.	15	A, B	210-0153	215-0153
	Rear Shaft - With Man. Trans.	15	B	210-0153	215-0153
		15	A	210-0213	215-1203
	Wheel Joint	15	G, H	215-0299	---
	▲ H Yoke 260-0647				
	▲ Replacement Ball Kit 261-0617				
	▲ Clamp Kit 260-0443 - Fits {210-0153}				
1998-92	Front Shaft	15	C, C	218-0153	215-4153
		15	D	210-0153	215-0153
	▲ H Yoke 260-0647				
	▲ Replacement Ball Kit 261-0617				
	Rear Shaft	15	A, B	210-0153	215-0153
	Front Axle Joints - Exc. ABS; w/ 1-1/16in. OD Brg.	15	G, H	210-0260	215-0269
	- w/ ABS; w/ 1-3/16in. OD Brg.	15	G, H	210-0297	215-0297
	▲ Clamp Kit 260-0443 - Fits {210-0153}				
1991-88	Front Shaft	15	C, C	218-0153	215-4153
		15	D	210-0153	215-0153
	▲ Centering Yoke 260-0782				
	▲ H Yoke 260-0647				
	Rear Shaft	15	A, B	210-0153	215-0153
	Front Axle Joints	15	G, H	210-0260	215-0269
	▲ Clamp Kit 260-0443 - Fits {210-0153}				

4WD TRUCKS

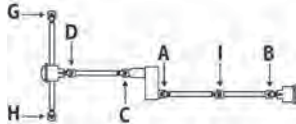


Diagram 4

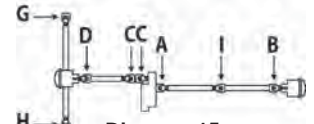


Diagram 15

Year	Make and Model	Diagram	Location	Standard	Performance	
JEEP: CHEROKEE (Cont.)						
1987-84	Front Shaft - w/ U-Joint at Transfer Case.....	15	C, C	218-0153	215-4153	
	15	D	210-0153	215-0153	
	- w/ CV Joint at Transfer Case.....	15	D	210-0153	215-0153	
	▲ Centering Yoke 260-0782					
	▲ H Yoke 260-0647					
	Rear Shaft.....	15	A, B	210-0153	215-0153	
	Front Axle Joints.....	15	G, H	210-0260	215-0269	
	▲ Clamp Kit 260-0443 - Fits {210-0153}					
	1983-80	Front Shaft.....	15	C, C	218-0153	215-4153
		15	D	210-0153	215-0153
▲ Centering Yoke 260-0782						
▲ H Yoke 260-0647						
Rear Shaft.....		15	A, B	210-0153	215-0153	
Front Axle Joints.....		15	G, H	210-0297	215-0297	
▲ Clamp Kit 260-0443 - Fits {210-0153}						
1979-74		Front Shaft.....	15	C, C	218-0153	215-4153
		15	D	210-0153	215-0153
		▲ Centering Yoke 260-0782				
	▲ H Yoke 260-0647					
	Rear Shaft - w/ Auto. Trans.....	15	A, B	210-0153	215-0153	
	- w/ Manual Trans.....	15	A	NA	—	
	15	B	210-1306	215-1306	
	Front Axle Joints.....	15	G, H	210-0297	215-0297	
	▲ Clamp Kit 260-0266 - Fits {210-1306}					
	▲ U-Bolt Kit 260-0121 - Fits {210-0153}					
JEEP: CJ SERIES (INCLUDES TJ, YJ & EARLY F4 PICKUP)						
2003-97	Front Shaft - Exc. CV at Transfer Case.....	4	C, D	210-0153	215-0153	
	- w/ CV at Transfer Case.....	15	C, C	218-0153	215-4153	
	15	D	210-0153	215-0153	
	▲ H Yoke 260-0647					
	▲ Replacement Ball Kit 261-0617					
	Rear Shaft.....	4	A, B	210-0153	215-0153	
	Front Axle Joints - w/ 1-1/16in. OD Brg.....	4	G, H	210-0260	215-0269	
	- w/ 3-1/16in. OD Brg.....	4	G, H	210-0297	215-0297	
	▲ Clamp Kit 260-0443 - Fits {210-0153}					
	1995-93	Front Shaft.....	4	C, D	210-0153	215-0153
Rear Shaft.....		4	A	210-0153	215-0153	
- w/ 3-1/2in. Yoke.....		4	B	210-0153	215-0153	
- w/ 3-7/8in. Yoke.....		4	B	210-0213	215-0354	
Front Axle Joints - Exc. ABS; w/ 1-1/16in. OD Brg.....		4	G, H	210-0260	215-0269	
- w/ ABS; w/ 1-3/16in. OD Brg.....		4	G, H	210-0297	215-0297	
▲ Clamp Kit 260-0443 - Fits {210-0153}						
1992-82		Front Shaft.....	4	C, D	210-0153	215-0153
		Rear Shaft.....	4	A, B	210-0153	215-0153
		Front Axle Joints.....	4	G, H	210-0260	215-0269
	▲ Clamp Kit 260-0443 - Fits {210-0153}					
1981-74	Front Shaft - Exc. CV at Transfer Case.....	4	C, D	210-0153	215-0153	
	- w/ CV at Transfer Case.....	15	C, C	218-0153	215-4153	
	15	D	210-0153	215-0153	
	▲ Centering Yoke 260-0782					
	▲ H Yoke 260-0647					
	Rear Shaft.....	4	A, B	210-0153	215-0153	
1973-68	Front Shaft.....	4	C, D	210-0248	—	
	Rear Shaft.....	4	A, B	210-0153	215-0153	
	Front Axle Joints.....	4	G, H	210-0260	215-0269	
	▲ Clamp Kit 260-0443 - Fits {210-0153}					
	▲ U-Bolt Kit 260-0121 - Fits {210-0153}					
	▲ U-Bolt Kit 260-0121 - Fits {210-0153} & {210-0248}					

4WD TRUCKS

UNIVERSAL JOINTS

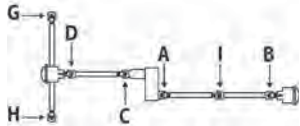


Diagram 4

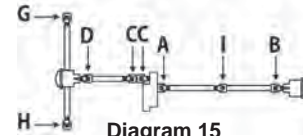


Diagram 15

Year	Make and Model	Diagram	Location	Standard	Performance
JEEP: CJ SERIES (INCLUDES TJ, YJ & EARLY F4 PICKUP) (Cont.)					
1967-60	Front Shaft - w/ Outside Lock Rings.....	4	C, D	210-0153	215-0153
	Rear Shaft - w/ Outside Lock Rings.....	4	A, B	210-0153	215-0153
	Front Axle Joints - Remove Seals for use in Enclosed Axles.....	4	G, H	210-0260	215-0269
	▲ U-Bolt Kit 260-0121 - Fits {210-0153}				
1959-55	Front Shaft.....	4	C, D	210-0153	215-0153
	Rear Shaft.....	4	A, B	210-0153	215-0153
	Front Axle Joints - Remove Seals for use in Enclosed Axles.....	4	G, H	210-0260	215-0269
	▲ U-Bolt Kit 260-0121 - Fits {210-0153}				
1954-45	Front Shaft - CJ-2A, CJ-3A, CJ-3B, CJ-V35.....	4	C, D	210-0153	215-0153
	Rear Shaft - CJ-2A, CJ-3A, CJ-3B, CJ-V35.....	4	A, B	210-0153	215-0153
	▲ U-Bolt Kit 260-0121 - Fits {210-0153}				
JEEP: COMANCHE					
1992-86	Front Shaft.....	15	C, C	218-0153	215-4153
	15	D	210-0153	215-0153
	▲ Centering Yoke 260-0782				
	▲ H Yoke 260-0647				
	Rear Shaft.....	15	A, B	210-0153	215-0153
	Front Axle Joints.....	15	G, H	210-0260	215-0269
	▲ Clamp Kit 260-0443 - Fits {210-0153}				
JEEP: GRAND CHEROKEE					
2004	Front Shaft - With 4.0 I-6.....	15	C, C	NR	NR
	Front Shaft - With 4.7 V-8.....	15	D	210-0153	215-0153
	15	C, C	218-0153	215-0153
	Rear Shaft.....	15	A, B	210-0153	215-0153
2003-02	Front Shaft - With 4.0 I-6.....	15	C, C	NR	NR
	Front Shaft - With 4.7 V-8.....	15	D	210-0153	215-0153
	15	C, C	218-0153	215-0153
	Rear Shaft - Exc. V-8 with Selec-Trac.....	15	A, B	210-0153	215-0153
	Rear Shaft - V-8 with Selec-Trac.....	15	B	210-0153	215-0153
	15	A	210-0213	215-1203
2001	Front Shaft - With 6cyl.....	15	C, C	NR	NR
	Front Shaft - With V-8.....	15	D	210-0153	215-0153
	15	C, C	218-0153	215-0153
	Rear Shaft - Exc. V-8 with Selec-Trac.....	15	A, B	210-0153	215-0153
	Rear Shaft - V-8 with Selec-Trac.....	15	B	210-0153	215-0153
	15	A	210-0213	215-1203
2000-99	Front Shaft.....	15	C, D	NR	NR
	Rear Shaft.....	15	A, B	210-0153	215-0153
	▲ Clamp Kit 260-0443 - Fits {210-0153}				
1998-93	Front Shaft.....	15	C, C	218-0153	215-4153
	15	D	210-0153	215-0153
	▲ H Yoke 260-0647				
	▲ Replacement Ball Kit 261-0617				
	Rear Shaft - 3-7/32" Yoke Span.....	15	A, B	210-0153	215-0153
	- 3-5/8" Yoke Span.....	15	A, B	210-0213	215-0354
	Front Axle Joints.....	15	G, H	210-0297	215-0297
	▲ Clamp Kit 260-0443 - Fits {210-0153}				
JEEP: GRAND WAGONEER					
1991-84	Front Shaft.....	15	C, C	218-0153	215-4153
	15	D	210-0153	215-0153
	▲ Centering Yoke 260-0782				
	▲ H Yoke 260-0647				
	Rear Shaft.....	15	A, B	210-0153	215-0153
	Front Axle Joints.....	15	G, H	210-0297	215-0297
	▲ Clamp Kit 260-0443 - Fits {210-0153}				

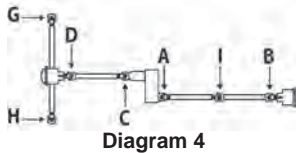


Diagram 4

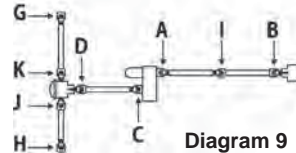


Diagram 9

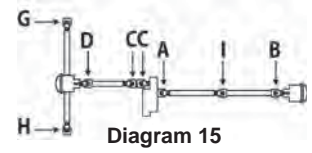


Diagram 15

Year	Make and Model	Diagram	Location	Standard	Performance
JEEP: J SERIES PICKUP (GLADIATOR, J-10 & J-20)					
1988-74	Front Shaft	15	C, C	218-0153	215-4153
		15	D	210-0153	215-0153
	▲ Centering Yoke 260-0782				
	▲ H Yoke 260-0647				
	Rear Shaft	15	A, B	210-0153	215-0153
	Front Axle Joints	15	G, H	210-0297	215-0297
	▲ Clamp Kit 260-0443 - Fits {210-0153}				
	▲ U-Bolt Kit 260-0121 - Fits {210-0153}				
1973-70	Front Shaft	4	C, D	210-0153	215-0153
	Rear Shaft	4	A, B	210-0153	215-0153
	Front Axle Joints - Remove Seals for use in Enclosed Axles	4	G, H	210-0260	215-0269
	▲ U-Bolt Kit 260-0121 - Fits {210-0153}				
1969-68	Front Shaft - w/ Inside Lock Rings	15	C	210-2530	215-2530
		15	C	210-2500	215-2500
		15	D	210-2140	—
	▲ H Yoke 260-0643				
	Front Shaft - w/ Outside Lock Rings	4	C, D	210-0153	215-0153
	Rear Shaft	4	A, B	210-0153	215-0153
	Front Axle Joints - Remove Seals for use in Enclosed Axles	4	G, H	210-0260	215-0269
	▲ U-Bolt Kit 260-0121 - Fits {210-0153} & {210-2530}				
1967-63	Front Shaft	4	C, D	210-0153	215-0153
	Rear Shaft	4	A, B	210-0153	215-0153
	Front Axle Joints - Remove Seals for use in Enclosed Axles	4	G, H	210-0260	215-0269
	▲ U-Bolt Kit 260-0121 - Fits {210-0153}				
JEEP: JEEPSTER & COMMANDO					
1973-72	Front Shaft	4	C, D	210-0153	215-0153
	Rear Shaft	4	A, B	210-0153	215-0153
	Front Axle Joints	4	G, H	210-0260	215-0269
	▲ U-Bolt Kit 260-0121 - Fits {210-0153}				
1971-67	Front Shaft - 4 Cyl.	4	C, D	210-0248	—
	- V-6	4	C, D	210-0248	—
	- V-6; Use at Support Brg.	4		210-0105	—
	Rear Shaft	4	A, B	210-0153	215-0153
	Front Axle Joints - Remove Seals for use in Enclosed Axles	4	G, H	210-0260	215-0269
	▲ U-Bolt Kit 260-0121 - Fits {210-0153} & {210-0248}				
JEEP: LIBERTY					
2006-05	All Models; Front Shaft	9	C, D	NR	NR
	All Models; Rear Shaft - Exc. Manual Shift-On-The-Fly Transfer Case	9	A, B	210-0153	215-0153
	All Models; Rear Shaft - With. Manual Shift-On-The-Fly Transfer Case	9	B	210-0153	215-0153
		9	A	210-0213	215-1203
2004	All Models; Front Shaft	9	C, D	NR	NR
	All Models; Rear Shaft	9	A, B	210-0153	215-0153
2003	All Models; Front Shaft	9	C, D	NR	NR
	All Models; Rear Shaft - With 3 1/2" Yokes	9	A, B	210-0153	215-0153
	All Models; Rear Shaft - With 4" Yokes	9	A, B	210-0213	215-1203
2002	All Models; Front Shaft	9	C, D	NR	NR
	All Models; Rear Shaft - With 2.4 I-4	9	A, B	210-0153	215-0153
	All Models; Rear Shaft - With 3.7 V-6	9	A, B	210-0213	215-1203
	▲ Clamp Kit 260-0443 - Fits {210-0153}				
JEEP: SCRAMBLER					
1985-82	Front Shaft	4	C, D	210-0153	215-0153
	Rear Shaft	4	A, B	210-0153	215-0153
	Front Axle Joints	4	G, H	210-0260	215-0269
	▲ Clamp Kit 260-0443 - Fits {210-0153}				
1981	Front Shaft - Exc. CV at Transfer Case	4	C, D	210-0153	215-0153
	- w/ CV at Transfer Case	15	C, C	218-0153	215-4153
		15	D	210-0153	215-0153
	▲ Centering Yoke 260-0782				
	▲ H Yoke 260-0647				

4WD TRUCKS

UNIVERSAL JOINTS

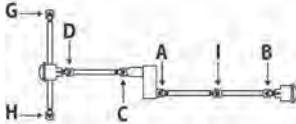


Diagram 4

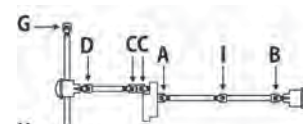


Diagram 15

Year	Make and Model	Diagram	Location	Standard	Performance
JEEP: SCRAMBLER (Cont.)					
1981	Rear Shaft.....	4	A, B	210-0153	215-0153
(Cont.)	Front Axle Joints.....	4	G, H	210-0260	215-0269
	▲ Clamp Kit 260-0443 - Fits {210-0153}				
JEEP: WAGONEER					
1990-88	Front Shaft.....	15	C, C	218-0153	215-4153
	15	D	210-0153	215-0153
	▲ Centering Yoke 260-0782				
	▲ H Yoke 260-0647				
	Rear Shaft.....	15	A, B	210-0153	215-0153
	Front Axle Joints.....	15	G, H	210-0260	215-0269
	▲ Clamp Kit 260-0443 - Fits {210-0153}				
1987-84	Front Shaft - w/ U-Joint at Transfer Case.....	15	C, C	218-0153	215-4153
	15	D	210-0153	215-0153
	▲ Centering Yoke 260-0782				
	▲ H Yoke 260-0647				
	Front Shaft - w/ CV Joint at Transfer Case.....	15	D	210-0153	215-0153
	Rear Shaft.....	15	A, B	210-0153	215-0153
	Front Axle Joints.....	15	G, H	210-0260	215-0269
	▲ Clamp Kit 260-0443 - Fits {210-0153}				
1983-80	Front Shaft.....	15	C, C	218-0153	215-4153
	15	D	210-0153	215-0153
	▲ Centering Yoke 260-0782				
	▲ H Yoke 260-0647				
	Rear Shaft.....	15	A, B	210-0153	215-0153
	Front Axle Joints.....	15	G, H	210-0297	215-0297
	▲ Clamp Kit 260-0443 - Fits {210-0153}				
1979-74	Front Shaft.....	15	C, C	218-0153	215-4153
	15	D	210-0153	215-0153
	▲ Centering Yoke 260-0782				
	▲ H Yoke 260-0647				
	Rear Shaft - w/ Auto. Trans.....	15	A, B	210-0153	215-0153
	- w/ Manual Trans.....	15	A	NA	—
	15	B	210-1306	215-1306
	Front Axle Joints.....	15	G, H	210-0297	215-0297
	▲ Clamp Kit 260-0266 - Fits {210-1306}				
	▲ U-Bolt Kit 260-0121 - Fits {210-0153}				
1973-70	Front Shaft - w/ Inside Lock Rings.....	4	C, D	210-0248	—
	- w/ Outside Lock Rings.....	4	C, D	210-0153	215-0153
	Rear Shaft - w/ Inside Lock Rings.....	4	A, B	210-0248	—
	- w/ Outside Lock Rings.....	4	A, B	210-0153	215-0153
	Front Axle Joints.....	4	G, H	210-0260	215-0269
	▲ U-Bolt Kit 260-0121 - Fits {210-0153} & {210-0248}				
1969-68	Front Shaft - 6 Cyl.....	15	C, D	210-0248	—
	- V-8.....	15	C	210-2530	215-2530
	15	C	210-2500	215-2500
	15	D	210-2140	—
	▲ H Yoke 260-0643				
	Rear Shaft.....	15	A	NA	—
	15	B	210-1306	215-1306
	Front Axle Joints.....	15	G, H	210-0260	215-0269
	▲ Clamp Kit 260-0266 - Fits {210-1306}				
	▲ U-Bolt Kit 260-0121 - Fits {210-0248}, {210-2530} & {210-2140}				
1967-66	Front Shaft - w/ Inside Lock Rings.....	4	C, D	210-0248	—
	- w/ Outside Lock Rings.....	4	C, D	210-0153	215-0153
	Rear Shaft.....	4	A	NA	—
	4	B	210-1306	215-1306
	Front Axle Joints - Remove Seals for use in Enclosed Axles.....	4	G, H	210-0260	215-0269
	▲ Clamp Kit 260-0266 - Fits {210-1306}				
	▲ U-Bolt Kit 260-0121 - Fits {210-0153}				

4WD TRUCKS

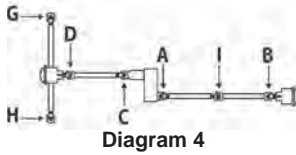


Diagram 4

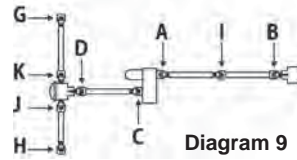


Diagram 9

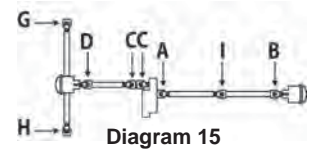
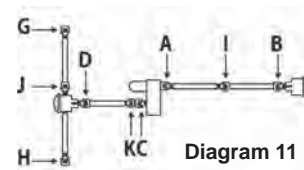
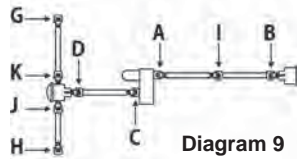
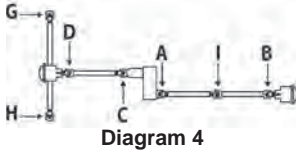


Diagram 15

Year	Make and Model	Diagram	Location	Standard	Performance
JEEP: WAGONEER (Cont.)					
1965-64	Front Shaft	4	C, D	210-0248	—
	Rear Shaft	4	A	210-2011	—
	Front Axle Joints - Remove Seals for use in Enclosed Axles	4	B	210-2140	—
1963-62	Front Shaft	4	G, H	210-0260	215-0269
	Rear Shaft	4	C, D	210-0153	215-0153
	Front Axle Joints - Remove Seals for use in Enclosed Axles	4	A, B	210-0153	215-0153
	▲ U-Bolt Kit 260-0121 - Fits {210-0153}	4	G, H	210-0260	215-0269
JEEP: WRANGLER					
2006-05	All Models (Except Rubicon & Unlimited Rubicon); Front Shaft	15	D	210-0153	215-0153
	All Models (Except Rubicon & Unlimited Rubicon); Rear Shaft	15	C, C	218-0153	215-0153
	All Models (Except Rubicon & Unlimited Rubicon); Wheel Joint	15	A, B	210-0153	215-0153
	Rubicon & Unlimited Rubicon; Front Shaft	15	G, H	215-0299	—
	Rubicon & Unlimited Rubicon; Rear Shaft - Rubicon (Shaft# 410AD)	15	C, C	210-0213	215-1203
	Rubicon & Unlimited Rubicon; Rear Shaft - Unlimited Rubicon (Shaft# 585A)	15	D	240-0231	215-4009
	Rubicon & Unlimited Rubicon; Wheel Joint	15	A	210-0153	215-0153
	Rubicon; Front Shaft	15	B	240-0231	215-4009
2004-03	All Models (Except Rubicon); Front Shaft	15	A, B	210-0153	215-0153
	All Models (Except Rubicon); Rear Shaft	15	G, H	215-0299	—
	All Models (Except Rubicon); Wheel Joint	15	D	210-0153	215-0153
	Rubicon; Front Shaft	15	C, C	218-0153	215-0153
	Rubicon; Rear Shaft	15	A, B	210-0153	215-0153
	Rubicon; Wheel Joint	15	G, H	215-0299	—
2002-99	All Models; Front Shaft	15	D	210-0153	215-0153
	All Models; Rear Shaft	15	C, C	218-0153	215-0153
	All Models; Wheel Joint	15	A, B	210-0153	215-0153
	- w/ 3-1/2in. Yoke	4	G, H	215-0299	—
1998-97	Front Shaft	4	C, D	210-0153	215-0153
	Rear Shaft	4	A, B	210-0153	215-0153
1995-93	Front Shaft	4	G, H	215-0299	—
	Rear Shaft	4	C, D	210-0153	215-0153
	- w/ 3-7/8in. Yoke	4	A	210-0153	215-0153
	Front Axle Joints - Exc. ABS; w/ 1-1/16in. OD Brg.	4	B	210-0153	215-0153
	- w/ ABS; w/ 1-3/16in. OD Brg.	4	G, H	210-0260	215-0269
	▲ Clamp Kit 260-0443 - Fits {210-0153}	4	G, H	210-0297	215-0297
1992-87	Front Shaft	4	C, D	210-0153	215-0153
	Rear Shaft	4	A, B	210-0153	215-0153
	Front Axle Joints	4	G, H	210-0260	215-0269
	▲ Clamp Kit 260-0443 - Fits {210-0153}	4	G, H	210-0260	215-0269
KIA: SPORTAGE					
2002-95	Front Shaft	9	C, D	220-0009	215-0009
	Rear Shaft	9	A, B	220-0009	215-0009
LAND ROVER: ALL MODELS (EXC. DISCOVERY)					
1997-86	Front Shaft	4	C, D	220-1100	215-1100
	Rear Shaft	4	A, B	220-1100	215-1100
1985-71	Front Shaft	4	C, D	210-0153	215-0153
	Rear Shaft	4	A, B	210-0153	215-0153
1972-62	Front Shaft	4	C, D	210-0153	215-0153
	Rear Shaft - 1300 Series; w/ 3-1/4in. Yoke	4	A, B	220-1100	215-1100
	- 1310 Series; w/ 3-1/2in. Yoke	4	A, B	210-0153	215-0153
	Rear PTO Drive	4	A, B	210-0153	215-0153
1961-48	Front Shaft	4	C, D	220-1100	215-1100
	Rear Shaft	4	A, B	220-1100	215-1100

4WD TRUCKS

UNIVERSAL JOINTS



4WD TRUCKS

Year	Make and Model	Diagram	Location	Standard	Performance
LAND ROVER: DISCOVERY, DISCOVERY II					
2004-94	All Models; Front Shaft	9	C, D	220-1100	215-1100
	All Models; Rear Shaft - At Differential with Flexible Coupling	9	B	NA	---
	All Models; Rear Shaft - At Differential with U-Joint	9	B	220-1100	215-1100
	All Models; Rear Shaft - At Transmission	9	A	220-1100	215-1100
LEXUS: GX470					
2006-03	All Models; Front Shaft	9	C, D	220-0021	215-0021
	All Models; Rear Shaft	9	A, B	220-0021	215-0021
LEXUS: LX450					
1997-96	Front Shaft	4	C, D	220-0021	215-0021
	Rear Shaft	4	A, B	220-0020	215-0020
LEXUS: LX470					
2006-98	All Models; Front Shaft	9	C, D	220-0021	215-0021
	All Models; Rear Shaft	9	A, B	220-0021	215-0021
LINCOLN: AVIATOR					
2005-03	All Models; Front Shaft - At Differential	9	D	210-0153	215-0153
	All Models; Front Shaft - At Transfer Case	9	C	NR	NR
	All Models; Rear Shaft	9	A, B	210-0213	215-1203
LINCOLN: MARK LT					
2006	All Models; Front Shaft	9	C, D	210-1204	215-1204
	All Models; Rear Shaft	9	A, B	210-0488	---
LINCOLN: NAVIGATOR					
2006-97	All Models; Front Shaft	9	C, D	210-0213	215-1203
	All Models; Rear Shaft	9	A, B	210-0178	215-0178
MAZDA: MPV					
1995-89	Front Shaft	9	C, D	220-0009	215-0009
	Rear Shaft	9	A, B	220-0006	215-0006
		9	I	NA	---
MAZDA: NAVAJO					
1994-93	Front Shaft	11	C, D	210-0153	215-0153
	Rear Shaft	11	A, B	210-0153	215-0153
	Front Axle Joints	11	G, H, J	210-0297	215-0297
1992-91	Front Shaft	11	C, K	210-0278	215-0278
		11	D	210-0153	215-0153
	▲ Centering Yoke 260-0782				
	▲ H Yoke 260-0647				
	Rear Shaft	11	A, B	210-0153	215-0153
	Front Axle Joints - w/ 1-1/16in. OD Brg.	11	G, H	210-0456	215-0456
	- w/ 1-3/16in. OD Brg.	11	G, H	210-0297	215-0297
	▲ Clamp Kit 260-0443 - Fits {210-0153}				
MAZDA: PICKUP					
2006-00	All Models; Front Shaft - At Differential	9	D	210-0153	215-0153
	All Models; Front Shaft - At Transfer Case	9	C	NR	NR
	All Models; Rear Shaft	9	A, B	210-0213	215-1203
	▲ Clamp Kit 260-0443 - Fits {210-0153}				
1999-98	Front Shaft	9	C	NA	---
		9	D	210-0153	215-0153
	Rear Shaft - Regular Cab w/ Long Bed	9	A, B	210-0213	215-0354
	- Regular Cab w/ Short Bed	9	A	NA	---
		9	B	210-0213	215-0354
	- Cab Plus	9	A, B	210-0213	215-0354
	▲ Clamp Kit 260-0443 - Fits {210-0153}				

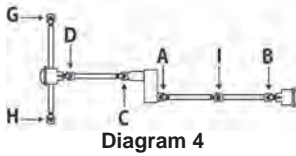


Diagram 4

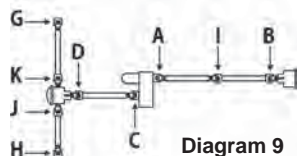


Diagram 9

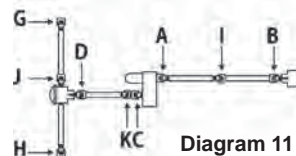


Diagram 11

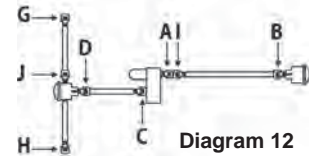


Diagram 12

Year	Make and Model	Diagram	Location	Standard	Performance
MAZDA: PICKUP (Cont.)					
1997-94	Front Shaft - Exc. CV.....	12	C, D	210-0153	215-0153
	- w/ CV.....	11	C, K	210-0278	215-0278
	11	D	210-0153	215-0153
	▲ H Yoke 260-0647				
	▲ Replacement Ball Kit 261-0617				
	Rear Shaft - On 108in. WB.....	12	A, I	210-0278	215-0278
	12	B	210-0153	215-0153
	▲ H Yoke 260-0647				
	▲ Replacement Ball Kit 261-0617				
	Rear Shaft - On 114in. WB; w/ Long Bed.....	11	A, B	210-0213	215-0354
- On 125in. WB; w/ Cab Plus.....	11	A, I, B	210-0153	215-0153	
Front Axle Joints.....	11	G, H, J	210-0297	215-0297	
▲ Clamp Kit 260-0443 - Fits {210-0153}					
1993-87	Front Shaft.....	9	C, D	220-0009	215-0009
	Rear Shaft - Standard Bed.....	9	A, B	220-0006	215-0006
	- Long Bed or Cab Plus.....	9	A, I, B	220-0006	215-0006
MAZDA: TRIBUTE					
2006-02	All Models; Rear Shaft.....	4	I, B	210-0153	215-0153
	▲ Clamp Kit 260-0443 - Fits {210-0153}				
MERCURY: MARINER					
2006-05	All Models; Rear Shaft.....	4	I, B	210-0153	215-0153
MERCURY: MOUNTAINEER					
2006-97	All Models; Front Shaft - At Front Axle.....	9	D	210-0153	215-0153
	All Models; Front Shaft - At Transfer Case.....	9	C	NR	NR
	All Models; Rear Shaft.....	9	A, B	210-0213	215-1203
MITSUBISHI: MONTERO (EXC. SPORT)					
2006-03	All Models; Front Shaft.....	9	D	220-0088	215-0088
2002-01	All Models; Front Shaft.....	9	D	220-0081	215-0081
2006-01	All Models; Front Shaft.....	9	C	NR	NR
	All Models; Rear Shaft.....	9	A, B	NR	NR
2000-99	Front Shaft.....	9	C	NA	—
	9	D	220-0081	215-0081
	Rear Shaft.....	9	A	NA	—
	- w/ Auto. Trans.....	9	B	220-0093	215-0093
	- w/ Manual Trans.....	9	B	220-0412	—
	9	B	220-0412	—
1998-97	Front Shaft.....	9	C, D	220-0088	215-0088
	Rear Shaft.....	9	A	NA	—
	- w/ Auto. Trans.....	9	B	220-0093	215-0093
.....	9	B	220-0412	—	
1996-94	3.0L V-6				
	Front Shaft.....	9	C, D	220-0081	215-0081
	Rear Shaft.....	9	A, B	220-0093	215-0093
3.5L V-6	Front Shaft.....	9	C, D	220-0088	215-0088
	Rear Shaft - From 12/2/93.....	9	A, B	220-0093	215-0093
	- Thru 12/1/93.....	9	A, B	220-0412	—
	9	A, B	220-0412	—
	9	A, B	220-0412	—
1993-90	Front Shaft.....	9	C, D	220-0081	215-0081
	Rear Shaft.....	9	A, B	220-0093	215-0093
1989	Front Shaft.....	9	C, D	220-0081	215-0081
	Rear Shaft - 4 Cyl.....	9	A, B	220-0088	215-0088
.....	9	A, B	220-0093	215-0093	
1988-83	Front Shaft.....	9	C, D	220-0081	215-0081
	Rear Shaft.....	9	A, B	220-0088	215-0088
MITSUBISHI: MONTERO SPORT					
2004-00	All Models; Front Shaft.....	9	D	220-0081	215-0081
	All Models; Front Shaft.....	9	C	NR	NR
	All Models; Rear Shaft.....	9	A, B	220-0093	215-0093

4WD TRUCKS

UNIVERSAL JOINTS

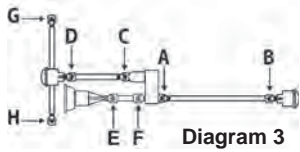


Diagram 3

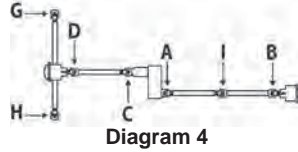


Diagram 4

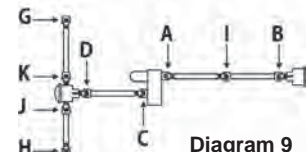


Diagram 9

Year	Make and Model	Diagram	Location	Standard	Performance
MINI: COOPER (Cont.)					
1999	Exc. LTD w/ 3.5 V-6				
	Front Shaft	9	C	NA	—
	Rear Shaft	9	D	220-0081	215-0081
	LTD w/ 3.5 V-6				
	Front Shaft	9	A, B	220-0093	215-0093
	Rear Shaft	9	C	NA	—
	Rear Shaft	9	D	220-0088	215-0088
	Rear Shaft	9	A, B	220-0093	215-0093
1998-97	Front Shaft	9	C	NA	—
	Rear Shaft	9	D	220-0081	215-0081
	Rear Shaft	9	A, B	220-0093	215-0093
MINI: COUNTRYMAN					
2006-04	All Models; Rear Shaft	4	A, I	220-0081	215-0081
MINI: COOPER S					
1996-90	Front Shaft	9	C, D	220-0081	215-0081
	Rear Shaft - Standard Model	9	A, B	220-0093	215-0093
	- Long Bed or Macrocab	9	A, I, B	220-0093	215-0093
1989-82	Front Shaft	9	C, D	220-0081	215-0081
	Rear Shaft	9	A, B	220-0088	215-0088
1981-79	Front Shaft	3	C, D	220-0081	215-0081
	Rear Shaft	3	A, B	220-0081	215-0081
	Intermediate Shaft	3	E, F	220-0081	215-0081
MINI: COOPER ROADSTER					
2006	All Models; Front Shaft - At Differential	9	D	210-0153	215-0153
	All Models; Front Shaft - At Transfer Case	9	C	NR	NR
	All Models; Rear Shaft	9	A, B	210-0213	215-1203
NISSAN: FRONTIER					
2006-05	All Models; Front Shaft	9	C, D	210-0153	215-0153
	All Models; Rear Shaft - Crew Cab with Long Bed	9	A, I, B	210-0213	215-1203
	All Models; Rear Shaft - Exc. Crew Cab with Long Bed	9	A, B	210-0213	215-1203
2004-02	All Models; Front Shaft	9	C, D	210-0153	215-0153
	All Models; Rear Shaft - Crew Cab with Long Bed	9	A, I, B	210-0153	215-0153
	All Models; Rear Shaft - Exc. Crew Cab with Long Bed	9	A, B	210-0153	215-0153
2001-98	All Models; Front Shaft	9	C, D	210-0153	215-0153
	All Models; Rear Shaft - With Outside Snap Rings	9	A, I, B	210-0153	215-0153
NISSAN: PATHFINDER (Except ARMADA)					
2006-05	All Models; Front Shaft	9	C, D	210-0153	215-0153
	All Models; Rear Shaft	9	A, B	210-0213	215-1203
2004-90	All Models; Front Shaft	9	C, D	220-0046	215-0046
	All Models; Rear Shaft	9	A, B	220-0029	215-0029
1989-88	4 Cyl.				
	Front Shaft	9	C, D	220-0027	215-0027
	Rear Shaft	9	A, B	220-0046	215-0046
	V-6				
	Front Shaft	9	C, D	220-0046	215-0046
	Rear Shaft	9	A, B	220-0029	215-0029
1987	Front Shaft	9	C, D	220-0046	215-0046
	Rear Shaft	9	A, B	220-0029	215-0029
NISSAN: PATHFINDER ARMADA					
2006-04	All Models; Front Shaft	9	C, D	210-0153	215-0153
	All Models; Rear Shaft	9	A, B	210-0178	215-0178
NISSAN: PICKUP					
1996-95	American Built; Vin Starts 1N6				
	Front Shaft	9	C, D	210-0153	215-0153
	Rear Shaft - w/ 2 Joint Shaft	9	A, B	210-0153	215-0153
	- w/ 3 Joint Shaft	9	A, I, B	210-0153	215-0153

4WD TRUCKS

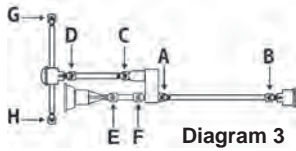


Diagram 3

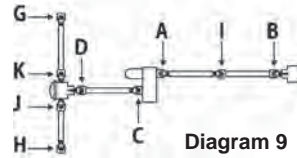


Diagram 9

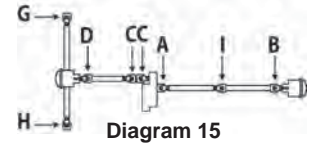


Diagram 15

Year	Make and Model	Diagram	Location	Standard	Performance
NISSAN: PICKUP (Cont.)					
1994-86	American Built; V-6; Vin Starts 1N6				
	Front Shaft - From 1/86	9	C, D	210-0153	215-0153
	Rear Shaft - From 1/86	9	A, B	210-0153	215-0153
1989-88	Japanese Built; 4 Cyl.; Vin Starts JN6; From 7/87-Thru 8/89				
	Front Shaft	9	C, D	220-0027	215-0027
	Rear Shaft - Standard Body	9	A, B	220-0046	215-0046
	- Long Body or King Cab	9	A, I, B	220-0046	215-0046
	Japanese Built; V-6; Vin Starts JN6; From 7/87-Thru 8/89				
	Front Shaft	9	C, D	220-0046	215-0046
	Rear Shaft - Standard Body	9	A, B	220-0029	215-0029
	- Long Body or King Cab	9	A, I, B	220-0029	215-0029
1987-86	Japanese Built; Vin Starts JN6; From 11/85-Thru 8/87				
	Front Shaft	9	C, D	220-0046	215-0046
	Rear Shaft - Standard Body	9	A, B	220-0029	215-0029
	- Long Body or King Cab	9	A, I, B	220-0029	215-0029
1986-83	From 11/82-Thru 10/85				
	Front Shaft	3	C, D	220-0029	215-0029
	Rear Shaft	3	A, B	220-0029	215-0029
	Intermediate Shaft	3	E, F	220-0029	215-0029
1982-80	Thru 10/82				
	Front Shaft	3	C, D	220-0027	215-0027
	Rear Shaft	3	A, B	220-0027	215-0027
	Intermediate Shaft	3	E, F	220-0027	215-0027
NISSAN: TITAN					
2006-04	All Models; Front Shaft	9	C, D	210-0153	215-0153
	All Models; Rear Shaft	9	A, B	210-0178	215-0178
OLDSMOBILE: BRAVADA					
2004-98	All Models; Front Shaft - At Front Axle	9	D	210-0350	215-1200
	All Models; Front Shaft - At Transfer Case	9	C	NR	NR
	All Models; Rear Shaft	9	A, B	210-3105	215-3105
	▲ Clamp Kit 260-0153 - Fits {210-0350}				
	▲ Clamp Kit 260-4105 - Fits {210-3105}				
1997-96	Front Shaft - 2 Req'd	9	C	210-3105	215-3105
		9	D	NA	—
	▲ Ball Seat Kit 260-1200				
	▲ Flange Yoke 260-0626				
	▲ H Yoke 260-0646				
1997-96	Rear Shaft	9	A, B	210-3105	215-3105
	▲ Clamp Kit 260-4105 - Fits {210-3105}				
1994-91	Front Shaft - 2 Req'd	9	C	210-0278	215-0278
	▲ H Yoke 260-0647				
	▲ Replacement Ball Kit 261-0617				
	Rear Shaft	9	A, B	210-3105	215-3105
	▲ Clamp Kit 260-4105 - Fits {210-3105}				
PLYMOUTH: TRAILDUSTER & PICKUP					
1983-82	Front Shaft	15	C, C	210-3105	215-3105
		15	D	210-1306	215-1306
	▲ Ball Seat Kit 260-1200				
	▲ Weld Yoke 260-0636				
	Rear Shaft - w/ 2 Joint Shaft	15	A, B	210-1306	215-1306
	- w/ 3 Joint Shaft	15	A, I, B	210-1306	215-1306
	Front Axle Joints	15	G, H	210-0297	215-0297
	▲ Clamp Kit 260-0266 - Fits {210-1306}				
1981-77	Front Shaft	15	C, C	210-3105	215-3105
		15	D	210-1306	215-1306
	▲ Ball Seat Kit 260-1200				
	▲ Flange Yoke 260-0626				
	▲ H Yoke 260-0646				
	▲ Weld Yoke 260-0636				

4WD TRUCKS

UNIVERSAL JOINTS

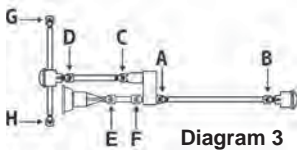


Diagram 3

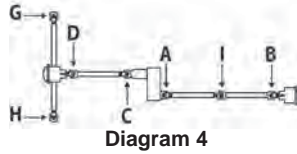


Diagram 4

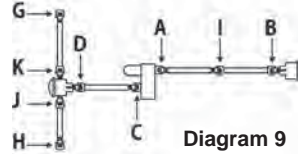


Diagram 9

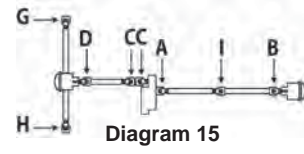


Diagram 15

Year	Make and Model	Diagram	Location	Standard	Performance
PLYMOUTH: TRAILDUSTER & PICKUP					
1981-77 (Cont.)	Rear Shaft.....	15	A	210-1306	215-1306
	- w/ 2-1/8in. Yoke.....	15	B	210-1306	215-1306
	- w/ 2-5/8in. Yoke.....	15	B	210-1309	215-1309
	Front Axle Joints.....	15	G, H	210-0297	215-0297
	▲ Clamp Kit 260-0266 - Fits {210-1306}				
1976	Front Shaft - w/ Inside Lock Rings.....	15	C, C	210-3105	215-3105
	15	D	210-1306	215-1306
	▲ Ball Seat Kit 260-1200				
	▲ Flange Yoke 260-0626				
	▲ H Yoke 260-0646				
	▲ Weld Yoke 260-0636				
	Front Shaft - w/ Outside Lock Rings.....	15	C, C	210-0278	215-0278
	15	D	210-1306	215-1306
	▲ Centering Yoke 260-0782				
	▲ H Yoke 260-0647				
	▲ Weld Yoke 260-0637				
	Rear Shaft.....	15	A	210-1306	215-1306
	- w/ 2-1/8in. Yoke.....	15	B	210-1306	215-1306
	- w/ 2-5/8in. Yoke.....	15	B	210-1309	215-1309
	Front Axle Joints.....	15	G, H	210-0297	215-0297
	▲ Clamp Kit 260-0266 - Fits {210-1306}				
1975-74	Front Shaft.....	15	C, C	210-0278	215-0278
	15	D	210-1306	215-1306
	▲ Centering Yoke 260-0782				
	▲ H Yoke 260-0647				
	▲ Weld Yoke 260-0637				
	Rear Shaft.....	15	A	210-1306	215-1306
	- w/ 2-1/8in. Yoke.....	15	B	210-1306	215-1306
	- w/ 2-5/8in. Yoke.....	15	B	210-1309	215-1309
	Front Axle Joints.....	15	G, H	210-0297	215-0297
	▲ Clamp Kit 260-0266 - Fits {210-1306}				
PONTIAC: TORRENT					
2006	All Models; Rear Shaft.....	4	I, B	230-0409	---
RANGE ROVER: ALL MODELS					
2002-95	Front Shaft.....	4	C, D	220-1100	215-1100
	Rear Shaft - From Vin SA647650.....	4	A	220-1100	215-1100
	4	B	NA	---
1994-86	Front Shaft.....	4	C, D	220-1100	215-1100
	Rear Shaft - Thru Vin RA647649.....	4	A, B	220-1100	215-1100
1985-71	Front Shaft.....	4	C, D	210-0153	215-0153
	Rear Shaft.....	4	A, B	210-0153	215-0153
SAAB: 9-7X					
2006-05	All Models; Front Shaft - At Differential.....	9	D	210-0350	215-1200
	All Models; Front Shaft - At Transfer Case.....	9	C	NR	---
	All Models; Rear Shaft.....	9	A, B	210-3105	215-3105
SATURN: VUE					
2006-02	All Models; Rear Shaft.....	4	I, B	230-0409	---
SUZUKI: GRAND VITARA					
2006	All Models; Rear Shaft.....	9	A, B	220-0191	---
2005-99	All Models; Front Shaft.....	9	C, D	220-0081	215-0081
	All Models; Rear Shaft - Auto. Trans.....	9	A, B	220-0081	215-0081
	All Models; Rear Shaft - Man. Trans.....	9	A, B	220-0191	---
SUZUKI: SAMURAI					
1995-85	Front Shaft.....	3	C, D	220-0081	215-0081
	Rear Shaft.....	3	A, B	220-0081	215-0081
	Intermediate Shaft.....	3	E, F	220-0081	215-0081

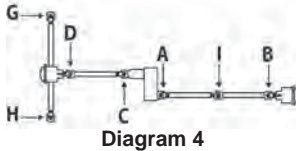


Diagram 4

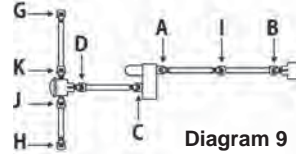


Diagram 9

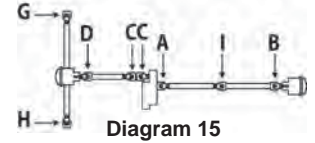


Diagram 15

Year	Make and Model	Diagram	Location	Standard	Performance
SUZUKI: SIDEKICK					
2004-89	All Models; Front Shaft	9	C, D	220-0081	215-0081
	All Models; Rear Shaft	9	A, B	220-0081	215-0081
SUZUKI: VITARA					
2004-99	All Models; Front Shaft	9	C, D	220-0081	215-0081
	All Models; Rear Shaft	9	A, B	220-0081	215-0081
SUZUKI: XL-7					
2006-01	Front Shaft	9	C, D	220-0081	215-0081
	Rear Shaft	9	A	220-0191	---
TOYOTA: 4 RUNNER					
2006-96	All Models; Front Shaft	9	C, D	220-0021	215-0021
	All Models; Rear Shaft	9	A, B	220-0021	215-0021
1995-84	Front Shaft - 2 Req'd.	9	C	210-2500	215-2500
	9	D	220-0021	215-0021
	▲ Flange Yoke 260-0624				
	▲ Replacement Ball Kit 261-0614				
	Rear Shaft	9	A, B	220-0021	215-0021
TOYOTA: LAND CRUISER					
2005-03	All Models; Front Shaft	9	C, D	220-0021	215-0021
	All Models; Rear Shaft	9	A, B	220-0021	215-0021
2002-98	All Models; Front Shaft	9	C, D	NR	NR
	All Models; Rear Shaft	9	A, B	220-0021	215-0021
1997-91	Front Shaft	4	C, D	220-0021	215-0021
	Rear Shaft	4	A, B	220-0020	215-0020
1990-74	Front Shaft	4	C, D	220-0020	215-0020
	Rear Shaft	4	A, B	220-0020	215-0020
1973-65	Front Shaft	4	C, D	220-0014	215-0014
	Rear Shaft	4	A, B	220-0014	215-0014
	PTO			220-0014	215-0014
TOYOTA: PICKUP (EXC. TACOMA, TUNDRA & T100)					
1995-89	Front Shaft - 2 Req'd.	9	C	210-2500	215-2500
	9	D	220-0021	215-0021
	▲ Flange Yoke 260-0624				
	▲ Replacement Ball Kit 261-0614				
	Rear Shaft - Exc. Xtra Cab Long Bed.	9	A, B	220-0021	215-0021
	- Xtra Cab; Long Bed.	9	A	220-0021	215-0021
	- Xtra Cab; Long Bed; 2 Req'd.	9	I	210-2500	215-2500
	- Xtra Cab; Long Bed.	9	B	220-0021	215-0021
	▲ Flange Yoke 260-0624				
	▲ Replacement Ball Kit 261-0614				
1988-86	Front Shaft - 2 Req'd.	9	C	210-2500	215-2500
	9	D	220-0021	215-0021
	▲ Flange Yoke 260-0624				
	▲ Replacement Ball Kit 261-0614				
	Rear Shaft	9	A, B	220-0021	215-0021
1985	Front Shaft - w/ 2 Joint Shaft.	15	C, D	220-0021	215-0021
	- w/ Double Cardan CV at Transfer Case.	15	C, C	210-2500	215-2500
	15	D	220-0021	215-0021
	▲ Flange Yoke 260-0624				
	▲ Replacement Ball Kit 261-0614				
	Rear Shaft - w/ 2 Joint Shaft.	15	A, B	220-0021	215-0021
	- w/ 3 Joint Shaft.	15	A, I, B	220-0021	215-0021

4WD TRUCKS

UNIVERSAL JOINTS

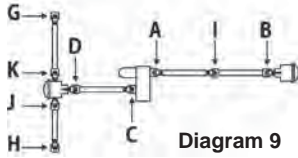


Diagram 9

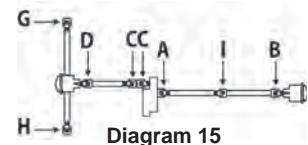


Diagram 15

Year	Make and Model	Diagram	Location	Standard	Performance
TOYOTA: PICKUP (EXC. TACOMA, TUNDRA & T100) (Cont.)					
1984-79	Front Shaft - w/ 2 Joint Shaft; From 1/79.....	15	C, D	220-0021	215-0021
	- w/ Double Cardan CV at Transfer Case; From 1/79.....	15	C, C	210-2500	215-2500
	15	D	220-0021	215-0021
	▲ Flange Yoke 260-0623				
	▲ H Yoke 260-0643				
	▲ Replacement Ball Kit 261-0613				
	Rear Shaft - w/ 2 Joint Shaft; From 1/79.....	15	A, B	220-0021	215-0021
	- w/ 3 Joint Shaft; From 1/79.....	15	A, I, B	220-0021	215-0021
TOYOTA: SEQUOIA					
2004-01	All Models; Front Shaft.....	9	C, D	210-0153	215-0153
	All Models; Rear Shaft.....	9	A, B	220-0021	215-0021
TOYOTA: T100					
1998-93	Front Shaft.....	9	C	NA	—
	9	D	220-0021	215-0021
	Rear Shaft.....	9	A, B	220-0021	215-0021
	9	I	NA	—
TOYOTA: TACOMA					
2004-95	All Models; Front Shaft.....	9	C, D	220-0021	215-0021
	All Models; Rear Shaft - Extra Cab & Double Cab.....	9	A, B	220-0021	215-0021
	9	I	NR	NR
	All Models; Rear Shaft - Regular Cab.....	9	B	220-0021	215-0021
	9	A	NR	NR
TOYOTA: TUNDRA					
2004-00	All Models; Front Shaft.....	9	C, D	210-0153	215-0153
	All Models; Rear Shaft.....	9	A, B	220-0021	215-0021
	9	I	NR	NR

4WD TRUCKS

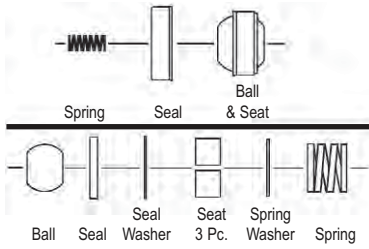
Year	Make and Model	Location	Standard	Performance
ARCTIC CAT				
1998	300; 4WD	FRONT FINAL DRIVE SHAFT	220-0027	215-0027
1997-98	400; 4WD	FRONT FINAL DRIVE SHAFT	220-0027	215-0027
1996-98	454; 4WD	FRONT FINAL DRIVE SHAFT	220-0027	215-0027
1998	500; 4WD	FRONT FINAL DRIVE SHAFT	220-0027	215-0027
KAWASAKI				
1999	PRAIRIE 300; 2WD	FINAL DRIVE SHAFT	210-0002	---
1999	PRAIRIE 300; 4WD	REAR FINAL DRIVE SHAFT	210-0002	---
1997-99	PRAIRIE 400; 2WD	FINAL DRIVE SHAFT	210-0002	---
1999	PRAIRIE 400; 4WD	REAR FINAL DRIVE SHAFT	210-0002	---
POLARIS				
1994-95	BIG BOSS 300; 6WD	FRONT AXLE SHAFT	250-0030	---
1993	BIG BOSS 350L; 6WD	FRONT AXLE SHAFT	250-0030	---
1994-96	BIG BOSS 400; 6WD	FRONT AXLE SHAFT	250-0030	---
1999	DIESEL 455; 4WD	FRONT AXLE SHAFT	250-0030	---
1996-98	MAGNUM 425; 6WD	FRONT AXLE SHAFT	250-0030	---
1995-98	MAGNUM 425; 4WD	FRONT AXLE SHAFT	250-0030	---
1995-97	SCRAMBLER 400; ALL	FRONT AXLE SHAFT	250-0030	---
1997-98	SCRAMBLER 500; ALL	FRONT AXLE SHAFT	250-0030	---
1993-97	SPORTSMAN 400L; ALL	FRONT AXLE SHAFT	250-0030	---
1996-98	SPORTSMAN 500; ALL	FRONT AXLE SHAFT	250-0030	---
1996-97	SPORTSMAN 500; ALL	REAR FINAL DRIVE SHAFT INSIDE	210-2011	---
1996-97	SPORTSMAN 500; ALL	REAR FINAL DRIVE SHAFT OUTSIDE	250-1200	---
1993	TRAIL BOSS 250; 4WD	FRONT AXLE SHAFT	250-0030	---
1994-95	TRAIL BOSS 300; 4WD	FRONT AXLE SHAFT	250-0030	---
1993	TRAIL BOSS 350L; 4WD	FRONT AXLE SHAFT	250-0030	---
1996-98	XPLORER 300; 4WD	FRONT AXLE SHAFT	250-0030	---
1995-99	XPLORER 400L; 4WD	FRONT AXLE SHAFT	250-0030	---
1997	XPLORER 500; 4WD	FRONT AXLE SHAFT	250-0030	---
1997	XPLORER 500; ALL	REAR FINAL DRIVE SHAFT INSIDE	210-2011	---
1997	XPLORER 500; ALL	REAR FINAL DRIVE SHAFT OUTSIDE	250-1200	---
SUZUKI				
1987-89	LT 300E QUADRUNNER; ALL	REAR AXLE SHAFT	210-0002	---
1987-98	LT-4WD QUADRUNNER; 4WD	FRONT FINAL DRIVE SHAFT	220-0027	215-0027
1991-98	LT-4WDX KING QUAD; 4WD	FRONT FINAL DRIVE SHAFT	220-0027	215-0027
1987-98	LT-F4WD QUADRUNNER; 4WD	FRONT FINAL DRIVE SHAFT	220-0027	215-0027
1998	LT-F500F QUADRUNNER; ALL	FRONT FINAL DRIVE SHAFT	220-0027	215-0027
YAMAHA				
1987-99	BIG BEAR YMF350; ALL	FRONT FINAL DRIVE SHAFT	220-0028	---
1987-99	BIG BEAR YMF350; ALL	REAR FINAL DRIVE SHAFT	220-0027	215-0027
1998	GRIZZLY YMF600; ALL	FRONT FINAL DRIVE SHAFT	220-0028	---
1998	GRIZZLY YMF600; ALL	REAR FINAL DRIVE SHAFT	220-0027	215-0027
1993-99	KODIAK YFB400; ALL	FRONT FINAL DRIVE SHAFT	220-0028	---
1993-99	KODIAK YFB400; ALL	REAR FINAL DRIVE SHAFT	220-0027	215-0027
1994-98	TIMBERWOLF YFB250; ALL	FRONT FINAL DRIVE SHAFT	220-0028	---
1994-98	TIMBERWOLF YFB250; ALL	REAR FINAL DRIVE SHAFT	220-0027	215-0027
1995-98	WOLVERINE YFM350; ALL	REAR FINAL DRIVE SHAFT	220-0027	215-0027

ATVS

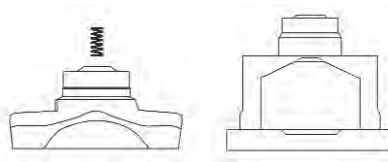
INTERCHANGE

ROCKFORD#	UJ TYPE	Grease Fitting	CAP SIZE	GROOVE W/SR	GMB#
ATV200	Inside Snap Rings	Flush G/F in Cap	0.787"(20mm)	1.496"(38mm)	220-0028
ATV201	Inside Snap Rings	Flush G/F in Cap	0.984"(25mm)	1.732"(44mm)	220-0027
ATV400	Inside Snap Rings	Flush G/F in Cap	0.984"(25mm)	1.732"(44mm)	220-0027
ATV402	Inside Snap Rings	Flush G/F in Cap	0.787"(20mm)	1.339"(34mm)	210-0002
ATV501	Outside Snap Rings	Angled G/F in Center of Cross	0.866"(22mm)	2.142"(54.4mm)	250-0030
ATV502	Inside Snap Rings	Flush G/F in Cap	1.063"(27mm)	1.831"(46.5mm)	250-1200
ATV503	Inside Snap Rings	Regular G/F in Cross & Flush G/F in Cap	1.004"(25.5mm)	2.362"(60mm)	210-2011
ATV600	Inside Snap Rings	Flush G/F in Cap	0.984"(25mm)	1.752"(44.5mm)	220-0027

Repair Kits



Centering Assemblies

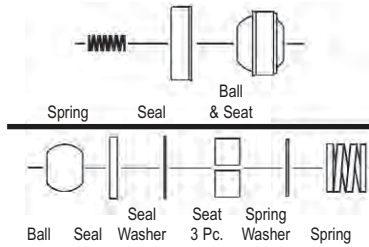


Link "H" Yokes

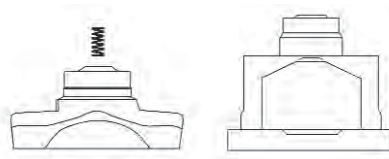


Make/Model/Year	U-Joint Series	Repair Kit	Centering Assembly	Link "H" Yoke
Buick				
Centurion, Invicta, Wildcat				
73 All	.3R	260-1200	260-0626	260-0646
72-71 All	.3R	260-1100	NA	NA
70-69 All	.3R	260-1100	NA	NA
68-66 All	.3R	260-1500	NA	NA
65 All	.3R	260-1100	NA	NA
Electra, LeSabre				
81-73 All	.3R	260-1200	260-0626	260-0646
72-71 All	.3R	260-1100	NA	NA
70-69 All	.3R	260-1100	NA	NA
68-66 All	.3R	260-1500	NA	NA
65 All	.3R	260-1100	NA	NA
Riviera				
76-73 All	.3R	260-1200	260-0626	260-0646
72-71 All	.3R	260-1100	NA	NA
70-69 All	.3R	260-1100	NA	NA
68-66 All	.3R	260-1500	NA	NA
65 All	.3R	260-1100	NA	NA
Special				
67-66 All	.3R	260-1500	NA	NA
Cadillac				
Calais				
76-73 All	.3R	260-1200	260-0626	260-0646
72-68 All	.3R	260-1100	NA	NA
67-63 All	.3R	260-1100	NA	NA
De Ville				
81-73 All	.3R	260-1200	260-0626	260-0646
72-68 All	.3R	260-1100	NA	NA
67-63 All	.3R	260-1100	NA	NA
Fleetwood				
96-73 All	.3R	260-1200	260-0626	260-0646
72-68 All	.3R	260-1100	NA	NA
67-63 All	.3R	260-1100	NA	NA
Seville				
79-75 All	.3R	260-1200	260-0626	260-0646
Chevrolet				
Astro Van				
99-92 All-AWD	.1310	261-0617	260-0627	260-0647
Bel Air, Biscayne, Caprice, Impala & Nomad				
76 All	.3R	260-1200	260-0626	260-0646
75-73 All-Sedans	.3R	260-1200	260-0626	260-0646
72-71 All-Sedans	.3R	260-1100	NA	NA

Repair Kits



Centering Assemblies

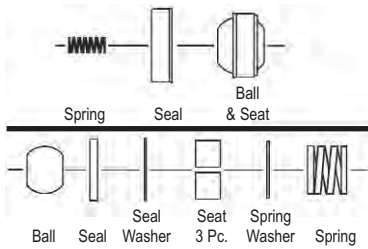


Link "H" Yokes

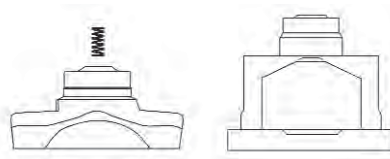


Make/Model/Year	U-Joint Series	Repair Kit	Centering Assembly	Link "H" Yoke
Chevrolet (cont.)				
Blazer (Full Size)				
91-79 All-4WD, Front Shaft	.3R	260-1200	260-0626	260-0646
78 All-4WD w/Inside Snap Rings, Front Shaft	.3R	260-1200	260-2626	260-0646
All-4WD w/Outside Snap Rings, Front Shaft	.1310	261-0612	260-0782	260-0647
77-69 All-4WD w/Outside Snap Rings, Front Shaft	.1310	261-0612	260-0782	260-0647
S-10 Blazer				
97-95 All-AWD, Front Shaft	.3R	260-1200	260-0626	260-0646
1/2 Ton Pickup and Suburban				
91-88 Suburban-4WD, Front Shaft	.3R	260-1200	260-0626	260-0646
87-79 All-4WD, Front Shaft	.3R	260-1200	260-0626	260-0646
78 All-4WD w/Inside Snap Rings, Front Shaft	.3R	260-1200	260-0626	260-0646
All-4WD w/Outside Snap Rings, Front Shaft	.1310	261-0612	260-0782	260-0647
77-67 All-4WD w/Outside Snap Rings, Front Shaft	.1310	261-0612	260-0782	260-0647
3/4 Ton Pickup and Suburban				
91-88 Suburban-4WD, Front Shaft	.3R	260-1200	260-0626	260-0646
87-79 All-4WD, Front Shaft	.3R	260-1200	260-0626	260-0646
78-77 All-4WD w/Inside Snap Rings, Front Shaft	.3R	260-1200	260-0626	260-0646
All-4WD w/Outside Snap Rings, Front Shaft	.1310	261-0612	260-0782	260-0647
76-67 All-4WD w/Outside Snap Rings, Front Shaft	.1310	261-0612	260-0782	260-0647
1 Ton Pickup				
97-88 All-4 Door Pickup & Chassis Cabs, Front Shaft	.3R	260-1200	260-0626	260-0646
87-80 All-4WD, Front Shaft	.3R	260-1200	260-0626	260-0646
79 All-4WD, Front Shaft	.1310	261-0612	260-0782	260-0647
Dodge				
Dakota				
98-87 All-4WD, Front Shaft	.1310	261-0612	260-0782	260-0647
Durango				
98 All-4WD, Front Shaft	.1310	261-0612	260-0782	260-0647
Ramcharger				
93-77 All-4WD, Front Shaft	.3R	260-1200	260-0626	260-0646
76-74 All-4WD w/Inside Lock Rings, Front Shaft	.3R	260-1200	260-0626	260-0646
All-4WD w/Outside Lock Rings, Front Shaft	.1310	261-0612	260-0782	260-0647
1/2 Ton Pickup				
97-94 All-4WD, Front Shaft	.1330	261-0617	260-1628	260-0648
93-77 All-4WD, Front Shaft	.3R	260-1200	260-0626	260-0646
76-75 All-4WD w/Inside Lock Rings, Front Shaft	.3R	260-1200	260-0626	260-0646
All-4WD w/Outside Lock Rings, Front Shaft	.1310	261-0612	260-0782	260-0647
3/4 Ton Pickup				
97-94 All-4WD, Front Shaft	.1330	261-0617	260-1628	260-0648
93-77 All-4WD, Front Shaft	.3R	260-1200	260-0626	260-0646
76-75 All-4WD w/Inside Lock Rings, Front Shaft	.3R	260-1200	260-0626	260-0646
All-4WD w/Outside Lock Rings, Front Shaft	.1310	261-0612	260-0782	260-0647

Repair Kits



Centering Assemblies

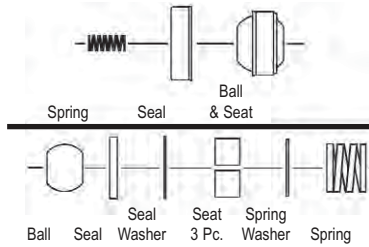


Link "H" Yokes

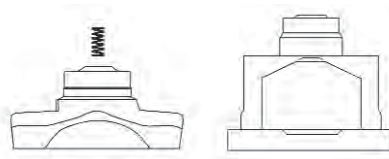


Make/Model/Year	U-Joint Series	Repair Kit	Centering Assembly	Link "H" Yoke
Dodge (cont.)				
1 Ton Pickup				
97-94 All-4WD, Front Shaft	1330	261-0617	260-1628	260-0648
93-77 All-4WD, Front Shaft	.3R	260-1200	260-0626	260-0646
76-75 All-4WD w/Inside Lock Rings, Front Shaft	.3R	260-1200	260-0626	260-0646
All-4WD w/Outside Lock Rings, Front Shaft	1310	261-0612	260-0782	260-0647
Ford				
Bronco				
96-90 All-4WD, Rear Shaft	1330	261-0617	NA	260-0648
89-80 All-4WD, Rear Shaft	1330	261-0612	260-0779	260-0648
79 All-4WD, Front & Rear Shaft	1330	261-0612	260-0779	260-0648
78-70 All-4WD, Front & Rear Shaft	1310	261-0612	260-0782	260-0647
69-66 All-4WD, Front & Rear Shaft	.25R	NA	NA	260-0643
Bronco II				
85-83 All-4WD w/108in. WB, Rear Shaft	1210	261-0612	260-0180	260-0649
Expedition				
98-97 All-4WD, Rear Shaft	1350	261-0617	NA	NA
Explorer				
96-95 All-4WD, Front Shaft	1310	261-0617	260-0782	260-0647
All-4WD, Rear Shaft	1310	261-0617	260-0627	260-0647
94-91 All-4WD, Front Shaft	1310	261-0617	260-0782	260-0647
Ranger				
97-90 All-4WD, Front Shaft	1310	261-0617	260-0782	260-0647
All-4WD w/108in. WB, Rear Shaft	1310	261-0617	260-0627	260-0647
89 All-4WD w/108in. WB, Rear Shaft	1310	261-0617	260-0627	260-0647
88-87 All-4WD w/108in. WB, Rear Shaft	1310	261-0612	260-0180	260-0649
86 All-4WD w/108in. WB or 114in. WB, Rear Shaft	1310	261-0612	NA	260-0649
85-83 All-4WD w/108in. WB, Rear Shaft	1310	261-0612	260-0180	260-0649
Thunderbird				
82-80 All	1310	261-0612	260-0627	260-0647
71-68 All	.3R	260-1100	NA	NA
1/2 Ton Pick Up (F100 & F150)				
98-97 All-4WD Exc. w/5.0L Eng, Rear Shaft	1330	261-0617	260-0779	260-0648
All-4WD Exc. w/5.0L Eng, Rear Shaft	1350	261-0617	NA	NA
79 All-4WD Full Time Transfer Case, Front Shaft	1330	261-0612	260-0779	260-0648
All-4WD w/116in. WB, Rear Shaft	1330	261-0612	260-0779	260-0648
78-76 All-4WD Full Time Transfer Case, Front Shaft	1310	261-0612	260-0782	260-0647
All-4WD w/116in. & 116.8in. WB, Rear Shaft	1310	261-0612	260-0782	260-0647
75-74 All-4WD Full Time Transfer Case, Front Shaft	1310	261-0612	260-0782	260-0647
3/4 Ton Pickup (F250&F250 Super-Duty)				
99-98 All-4WD Super-Duty, Rear Shaft	1355	260-1200	NA	NA
79 All-4WD, Front Shaft	1330	261-0612	260-0779	260-0648
78 All-4WD, Front Shaft	1310	261-0612	260-0782	260-0647
77-75 All-4WD Full Time Transfer Case, Front Shaft	1310	261-0612	260-0782	260-0647
All-4WD Full Time Transfer Case, Rear Shaft	1310	261-0612	260-0782	260-0647

Repair Kits



Centering Assemblies

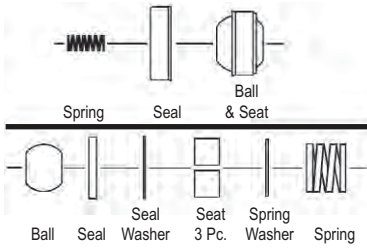


Link "H" Yokes

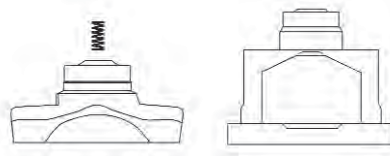


Make/Model/Year	U-Joint Series	Repair Kit	Centering Assembly	Link "H" Yoke
Ford (cont.)				
1 Ton Pickup (F350)				
99-98 All-4WD, Rear Shaft	.1355	260-1200	NA	NA
97-94 All-4WD, Front Shaft	.1330	261-0617	260-0779	260-0648
93-87 All-4WD w/Outside Lock Rings, Front Shaft	.1330	261-0617	260-0779	260-0648
All-4WD w/Inside Lock Rings, Front Shaft	.25R	261-0614	NA	NA
86-85 All-4WD, Front Shaft	.1330	261-0617	260-0779	260-0648
79 All-4WD, Front Shaft	.1330	261-0617	260-0779	260-0648
GMC				
Jimmy (Full-Size)				
97-79 All-4WD, Front Shaft	.3R	260-1200	260-0626	260-0646
78 All-4WD w/Inside Lock Rings, Front Shaft	.3R	260-1200	260-0626	260-0646
All-4WD w/Outside Lock Rings, Front Shaft	.1310	261-0612	260-0782	260-0647
77-69 All-4WD w/Outside Lock Rings, Front Shaft	.1310	261-0612	260-0782	260-0647
S15 Jimmy				
97-95 All-AWD, Front Shaft	.3R	260-1200	260-0626	260-0646
Safari Van				
99-92 All-AWD, Front Shaft	.1310	261-0617	260-0627	260-0647
Syclone & Typhoon				
93-91 All-AWD, Front Shaft	.1210	261-0612	NA	260-0649
1/2 Ton Pickup and Suburban				
91-88 Suburban-4WD, Front Shaft	.3R	260-1200	260-0626	260-0646
87-79 All-4WD, Front Shaft	.3R	260-1200	260-0626	260-0646
78 All-4WD w/Inside Snap Rings, Front Shaft	.3R	260-1200	260-0626	260-0646
All-4WD w/Outside Snap Rings, Front Shaft	.1310	261-0612	260-0782	260-0647
77-67 All-4WD w/Outside Snap Rings, Front Shaft	.1310	261-0612	260-0782	260-0647
3/4 Ton Pickup and Suburban				
91-88 Suburban-4WD, Front Shaft	.3R	260-1200	260-0626	260-0646
87-79 All-4WD, Front Shaft	.3R	260-1200	260-0626	260-0646
78-77 All-4WD w/Inside Snap Rings, Front Shaft	.3R	260-1200	260-0626	260-0646
All-4WD w/Outside Snap Rings, Front Shaft	.1310	261-0612	260-0782	260-0647
76-67 All-4WD w/Outside Snap Rings, Front Shaft	.1310	261-0612	260-0782	260-0647
1 Ton Pickup				
91-88 All-4 Door Pickup & Chassis Cabs 4WD, Front Shaft	.3R	260-1200	260-0626	260-0646
87-80 All-4WD, Front Shaft	.3R	260-1200	260-0626	260-0646
79 All-4WD, Front Shaft	.1310	261-0612	260-0782	260-0647
Jeep				
Cherokee				
98-92 All-4WD, Front Shaft	.1310	261-0617	260-0782	260-0647
91-88 All-4WD, Front Shaft	.1310	261-0612	260-0782	260-0647
87-84 All-4WD w/U-Joints at Transfer Case, Front Shaft	.1310	261-0612	260-0782	260-0647
83-74 All-4WD, Front Shaft	.1310	261-0612	260-0782	260-0647

Repair Kits



Centering Assemblies

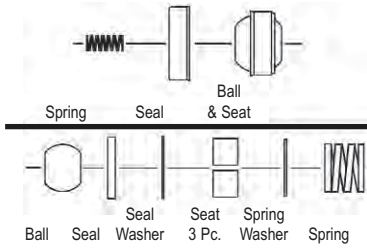


Link "H" Yokes

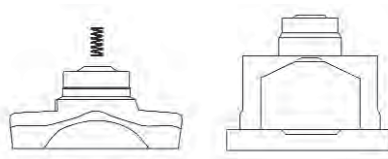


Make/Model/Year	U-Joint Series	Repair Kit	Centering Assembly	Link "H" Yoke
Jeep (cont.)				
CJ Models				
81-74 All-4WD, Front Shaft	1310	261-0612	260-0782	260-0647
Comanche				
92-86 All-4WD, Front Shaft	1310	261-0612	260-0782	260-0647
Grand Cherokee				
98-93 All-4WD, Front Shaft	1310	261-0617	260-0782	260-0647
Grand Wagoneer				
91-84 All-4WD, Front Shaft	1310	261-0612	260-0782	260-0647
J-10 & J-20				
88-74 All-4WD, Front Shaft	1310	261-0612	260-0782	260-0647
Wagoneer				
91-88 All-4WD, Front Shaft	1310	261-0612	260-0782	260-0647
87-84 All-4WD w/U-Joints at Transfer Case, Front Shaft	1310	261-0612	260-0782	260-0647
83-74 All-4WD, Front Shaft	1310	261-0612	260-0782	260-0647
Lincoln				
Continental				
82-80 All	1310	261-0612	260-0627	260-0647
78-79 All	.3R	260-1200	260-0626	260-0646
77-66 All	1330	261-0616	261-0615	260-0648
Mark Series				
92-88 All-From 11/87	1310	261-0617	260-0627	260-0647
88-84 All-To 10/87	1310	261-0612	260-0627	260-0647
72-68 All	.3R	260-1100	NA	NA
Navigator				
98-97 All-4WD, Rear Shaft	1350	261-0617	NA	NA
Versailles				
80-77 All-From 8/78	1310	261-0612	260-0627	260-0647
All-To 8/78	1330	261-0616	261-0615	260-0648
Mazda				
Navajo				
94-91 All-4WD, Front Shaft	1310	261-0617	260-0782	260-0647
Pick Up				
97-94 All-4WD, Front Shaft	1310	261-0617	260-0782	260-0647
All-4WD w/108in. WB, Rear Shaft	1310	261-0617	260-0627	260-0647
Mercury				
Cougar				
82-80 All	1310	261-0612	260-0627	260-0647

Repair Kits



Centering Assemblies

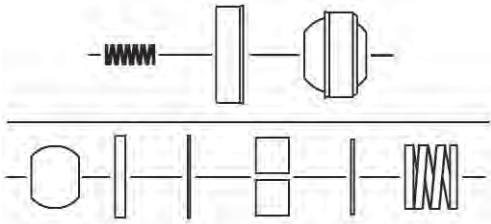


Link "H" Yokes



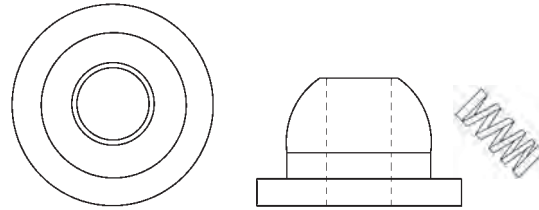
Make/Model/Year	U-Joint Series	Repair Kit	Centering Assembly	Link "H" Yoke
Oldsmobile				
Bravada				
97-94 All-AWD, Front Shaft	.3R	260-1200	260-0626	260-0646
93-91 All-AWD, Front Shaft	.1310	261-0617	260-0627	260-0647
Eighty-Eight				
79-73 All	.3R	260-1200	260-0626	260-0646
72-71 All	.3R	260-1100	NA	NA
Ninety-Eight				
81-73 All	.3R	260-1200	260-0626	260-0646
72-71 All	.3R	260-1100	NA	NA
Plymouth				
Trail Duster & Pickup				
83-77 All-4WD, Front Shaft	.3R	260-1200	260-0626	260-0646
76-74 All-4WD w/Inside Lock Rings, Front Shaft	.3R	260-1200	260-0626	260-0646
76-74 All-4WD w/Outside Lock Rings, Front Shaft	.1310	261-0612	260-0782	260-0647
Pontiac				
Bonneville, Catalina, Executive, Grand Ville, Parisienne, Safari				
81-73 All	.3R	260-1200	260-0626	260-0646
72-71 All	.3R	260-1100	NA	NA
Toyota				
4 Runner & Pickup				
95-86 All-4WD, Front Shaft	.25R	261-0614	NA	NA
85-84 All-4WD w/.467in. Pin Dia, Front Shaft	.25R	261-0613	NA	260-0643
85-84 All-4WD w/.511in. Pin Dia, Front Shaft	.25R	261-0614	NA	NA
83-79 All-4WD, Front Shaft	.25R	261-0613	NA	260-0643
T-100				
98-93 All-4WD, Front Shaft	.25R	261-0614	NA	NA

UNIVERSAL JOINTS



U-Joint Ball Seat Repair Kits

Ball Seat OUR #	Repair Kits Type	Notes
260-1500	Saginaw	Early Style w/o Ball
260-1100	Saginaw	260-1220 w/o Ball
260-1200	Saginaw	Inc. .907" OD Ball to fit .460" stud
261-0611		Seal Only



Centering Ball Kits

OUR #	ID	FITS YOKE #	SERIES
261-0612	.500"	260-0180, 260-0627, 260-0779, 260-0782	Early Design 1310, 1330, 1210
261-0613	.467		Early Toyota
261-0614	.513		Later Toyota
261-0616	.625	261-0615	Lincoln 1330
261-0617	.500	260-0628, 260-1628	Late Design Chrysler, Ford 1330



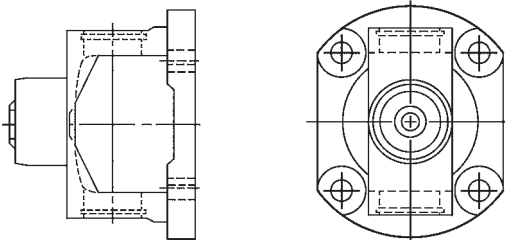
Centering Yokes (Centering Assemblies)

OUR #	Series	ID	Tab Width
260-0180	1210	.500"	2.438"
260-0782	1310	.500"	3.218"
260-0779	1330	.500"	3.622"
261-0615	1330	.625"	3.622"



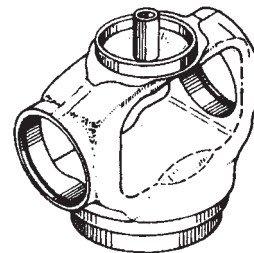
H Yokes

OUR #	Type	U-Joint Center Lines Dimension
260-0643	Mechanics 2.5 Series	2.183"
260-0646	Saginaw S-44	3.250"
260-0647	Spicer 1310	2.688"
260-0648	Spicer 1330	2.750"
260-0649	Spicer 1210	2.688"



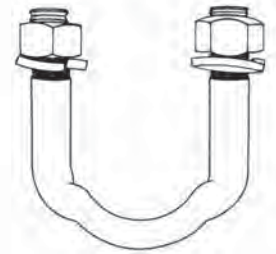
Flange Yokes (Centering Assemblies)

OUR #	Type	Notes
260-0623	Toyota	Early w/ .467" Stud
260-0624	Toyota	Lateer w/ .513" Stud
260-0626	Saginaw S-44 Series	w/ 3.125" Pilot, w/ Cup Liner installed
260-0627	1310 Series Ford	w/ 2.0" Pilot, .500" ID, w/ .5" Bolt Holes
260-0628	1330 Series Chry	w/ 3.125" Pilot, .500" ID
260-1628	1330 Series Ford	w/ 2.0" Pilot, .500" ID, w/ Threaded Bolt Holes



Ball Stud Tube Weld Type Yokes

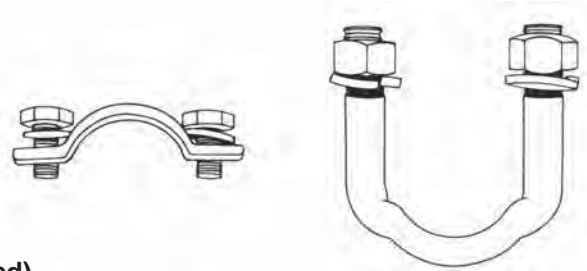
OUR #	Series	Tube Wall Dimensions
260-0633	1310 Series - Ford	2.5" X .083"
260-0636	Saginaw S-44 Chrysler & GM	2.0" X .120"
260-0637	1310 Series - Chrysler, GM, & Jeep	2.0" X .120"
260-0638	1330 Series - Ford	2.5" X .083"



U-Joint to Strap Kit and U-Bolt List

U-Joint	CAP DIA.	Fits Strap Kit	Fits U-BOLT
210-0134	1.063	260-0153 / 260-0443	260-0121
210-0153	1.063	260-0153 / 260-0443	260-0121
210-0160	1.188	260-0160 / 260-4178	260-0178
210-0178	1.188	260-0160 / 260-4178	260-0178
210-0213	1.063	260-0153 / 260-0443	260-0121
210-0248	1.063	260-0153 / 260-0443	260-0121
210-0260	1.063	260-0153 / 260-0443	260-0121
210-0278	1.063	260-0153 / 260-0443	260-0121
210-0297	1.188	260-0160 / 260-4178	260-0178
210-0332	1.375	260-0188	260-0155
210-0350	1.063	260-0153	260-0121
210-0443	1.063	260-0153 / 260-0443	260-0121
210-0447	1.188	260-0160 / 260-4178	260-0178
210-0456	1.063	260-0153 / 260-0443	260-0121
210-1200	1.063	260-0153 / 260-0443	260-0121
210-1201	1.063	260-0153 / 260-0443	260-0121
210-1201	1.125	260-4105	260-1204
210-1202	1.063	260-0153 / 260-0443	260-0121
210-1203	1.063	260-0153 / 260-0443	260-0121
210-1204	1.063	260-0153 / 260-0443	260-0121
210-1204	1.125	260-4105	260-1204
210-1205	1.188	260-0160 / 260-4178	260-0178
210-1206	1.188	260-0160 / 260-4178	260-0178
210-1210	1.375	260-0188	260-0155
210-1214	1.375	260-0188	260-0155
210-1306	1.078	260-0266	---
210-1309	1.125	260-4105	260-1204
210-2140	1.063	260-0153 / 260-0443	260-0121
210-2173	1.125	260-4105	260-1204
210-2500	1.125	260-4105	260-1204
210-2530	1.063	260-0153 / 260-0443	260-0121
210-2530	1.125	260-4105	260-1204
210-3008	1.125	260-4105	260-1204
210-3105	1.125	260-4105	260-1204
211-1306	1.078	260-0266	---
215-0269	1.063	260-0153	260-0121
215-0299	1.188	260-0160 / 260-4178	260-0178
220-0046	1.063	260-0153 / 260-0443	260-0121
220-0062	1.375	260-0188	260-0155
220-0456	1.188	260-0160 / 260-4178	260-0178
220-1100	1.063	260-0153 / 260-0443	260-0121
230-0085	1.937	260-0280	---
230-0155	1.375	260-0188	260-0155
230-0188	1.375	260-0188	260-0155
230-0279	1.875	260-0279	---
230-0280	1.937	260-0280	---
230-0281	1.937	260-0280	---
230-0328	1.375	260-0188	260-0155
230-0407	1.937	260-0280	---
230-0558	1.875	260-0279	---

U-BOLT & STRAP KITS

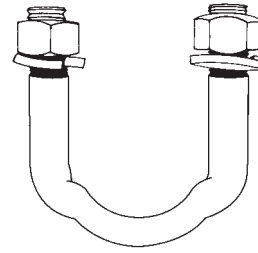


U-Joint to Strap Kit and U-Bolt List (Continued)

U-BOLT & STRAP KITS

U-Joint	CAP DIA.	Fits Strap Kit	Fits U-BOLT
230-0560	1.937	260-0280	---
230-0562	1.937	260-0280	---
230-0814	1.937	260-0280	---
230-0998	1.125	260-4105	260-1204
230-3012	1.125	260-4105	260-1204
230-4014	1.125	260-4105	260-1204
230-4015	1.125	260-4105	260-1204
230-4016	1.125	260-4105	260-1204
230-4156	1.125	260-4105	260-1204
240-0231	1.063	260-0153 / 260-0443	260-0121
240-0231	1.125	260-4105	260-1204
240-0324	1.937	260-0280	---
240-0353	1.063	260-0153 / 260-0443	260-0121
240-0353	1.078	260-0266	---
240-0354	1.063	260-0153 / 260-0443	260-0121
240-0354	1.125	260-4105	260-1204
240-0356	1.063	260-0153 / 260-0443	260-0121
240-0356	1.125	260-4105	260-1204
240-0358	1.063	260-0153 / 260-0443	260-0121
240-0358	1.188	260-0160 / 260-4178	260-0178
240-0359	1.063	260-0153 / 260-0443	260-0121
240-0359	1.125	260-4105	260-1204
240-0362	1.125	260-4105	260-1204
240-0369	1.078	260-0266	---
240-0369	1.125	260-4105	260-1204
240-0447	1.125	260-4105	260-1204
240-0447	1.188	260-0160 / 260-4178	260-0178
240-0448	1.063	260-0153 / 260-0443	260-0121
240-0448	1.188	260-0160 / 260-4178	260-0178
240-0457	1.063	260-0153 / 260-0443	260-0121
240-0457	1.078	260-0266	---
240-1201	1.078	260-0266	---
240-1201	1.125	260-4105	260-1204
240-1301	1.188	260-0160 / 260-4178	260-0178
250-0070	1.063	260-0153 / 260-0443	260-0121
250-0080	1.063	260-0153 / 260-0443	260-0121
250-0110	1.188	260-0160 / 260-4178	260-0178
250-0120	1.188	260-0160 / 260-4178	260-0178
250-0170	1.375	260-0188	260-0155
250-0818	1.375	260-0188	260-0155
250-1200	1.063	260-0153 / 260-0443	260-0121
250-1400	1.125	260-4105	260-1204
250-1401	1.125	260-4105	260-1204
260-0358	1.375	260-0188	260-0155
260-0460	1.625	240-0460	

Note: 260-0160 Hole to Hole dim. 1.81" - 5/16 x 3/4" x 24 Thread Bolt
 260-4178 Hole to Hole dim. 1.66" - 5/16 x 1-5/16" x 24 Thread Bolt
 260-0153 Hole to Hole dim. 1.59" - 5/16 x 1-5/16" x 24 Thread Bolt
 260-0443 Hole to Hole dim. 1.59" - 1/4 x 5/8" x 28 Thread Bolt



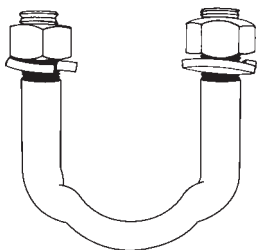
U-Bolt Kits (2 U-Bolts per Kit)

OUR #	Fits Bearing Size
260-0121	1-1/16" or 1.063"
260-1204	1-1/8" or 1.188"
260-0178	1-3/16" or 1.375"
260-0155	1-3/8" or 1.125"



Strap Kits

Strap Kit #	Contents		
	Bolt Center Straps	Cap Screws Size	Lock Washers
260-0153	2 of 1.59"	4 of 5/16 - 24 X 1-5/16"	4
260-0160	2 of 1.81"	4 of 5/16 - 24 X 3/4"	
260-0188	2 of 2.12"	4 of 3/8 - 24 X 3/4"	
260-0266	2 of 1.50"	4 of 1/4 - 28 X 5/8"	
260-0279	2 of 2.50"	4 of 3/8 - 24 X 3/4"	
260-0280	2 of 2.81"	4 of 1/2 - 20 X 1"	
260-0443	2 of 1.59"	4 of 1/4 - 28 X 5/8"	
260-4105	2 of 1.81"	4 of 5/16 - 24 X 1-5/16"	
260-4178	2 of 1.66"	4 of 5/16 - 24 X 1-5/16"	



262-0260



262-0621



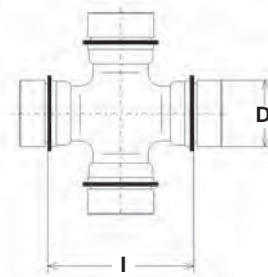
262-0622

Performance Kits

Standard	Performance	Type
260-0121	265-0121	Strap
260-0266	265-0266	Strap
260-4105	265-4105	Strap
260-0178	265-0178	U-Bolt
260-1204	265-1204	U-Bolt

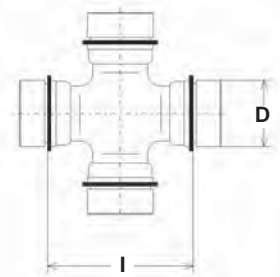
Grease Fittings (10 packs)

Part #	Type	Threading
262-0260	Flush Type	10-32
262-0621	Flush Type	1/4-28
262-0622	Extended 1.5"	1/8" PTF Pipe threading



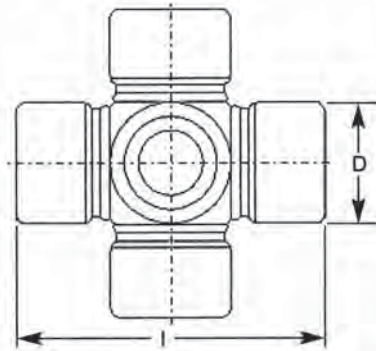
4 Grooved Bearing

Part No.	Cap Dim.	Yoke Span	Grease fitting in	G/F Type	Note
	D	I			
220-0028	0.788	1.496	end of cap	Regular	---
220-0010	0.886	1.492	end of cap	Regular	---
251-1500	0.938	1.485	center of cross	Angled	---
251-1502	0.938	1.485	end of cap	Regular	---
210-0170	0.938	1.500	center of cross	Angled	---
211-0170	0.938	1.500	end of cap	Regular	---
220-1501	0.968	1.688	center of cross	Angled	---
250-0600	0.969	1.448	center of cross	Angled	---
250-0601	0.969	1.448	cap&cross	Regular & Angled	---
220-0001	0.984	1.591	center of cross	Angled	---
220-0007	0.984	1.717	end of cap	Regular	---
220-0027	0.984	1.732	end of cap	Regular	---
210-0105	1.000	1.719	end of cap	Regular	---
210-2011	1.000	2.344	Cross	Regular	---
220-0013	1.024	1.843	end of cap	Regular	---
220-0012	1.024	2.205	Cross	Mid long	---
220-0009	1.043	2.000	end of cap	Regular	---
210-0456	1.063	1.640	No	No	---
250-1200	1.063	1.818	center of cross	Angled	---
210-0260	1.063	2.189	No	No	---
215-0269	1.063	2.189	end of cap	Flush	Standard
210-0350	1.063	2.344	Cross	Regular	---
210-1200	1.063	2.350	Cross	Regular	---
210-1203	1.063	2.781	Cross	Regular	---
220-0046	1.064	1.930	No	No	---
210-1306	1.078	2.125	Cross	Mid long	---
211-1306	1.078	2.125	end of cap	Mid long	---
213-1306	1.078	2.125	center of cross	Angled	---
214-1306	1.078	2.125	No	No	---
215-1306	1.078	2.125	Cross	Mid long	---
215-1307	1.078	2.125	end of cap	Mid long	---
220-7283	1.102	1.929	No	No	---
220-0029	1.102	2.209	Cross	Long	---
220-0006	1.102	2.323	end of cap	Regular	---
210-2500	1.125	2.125	cap&cross	Regular	---
210-3008	1.125	2.563	No	No	---
210-3105	1.125	2.563	Cross	Regular	---
214-3105	1.125	2.563	No	No	---
215-3105	1.125	2.563	Cross	Regular	---
210-1309	1.125	2.622	Cross	Regular	---
215-1309	1.125	2.622	Cross	Regular	---
230-4015	1.125	3.250	Cross	Regular	---
215-0355	1.125	3.799	No	No	---
214-0017	1.142	2.047	No	No	---
215-0021	1.142	2.047	center of cross	Angled	Small Fitting
220-0021	1.142	2.047	center of cross	Angled	Small Fitting
220-0023	1.142	2.047	center of cross	Angled	Regular Fitting
220-0052	1.142	2.087	Cross	Long	---



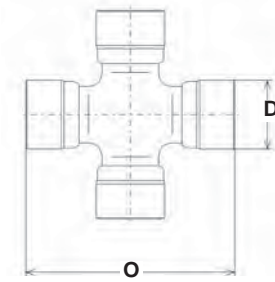
4 Grooved Bearing (Continued)

Part No.	Cap Dim.	Yoke Span	Grease fitting in	G/F Type	Note
	D	I			
220-0411	1.142	2.853	end of cap	Regular	---
220-0093	1.181	2.287	center of cross	Angled	---
220-0412	1.181	2.925	center of cross	Angled	---
210-0297	1.188	2.187	No	No	Standard
215-0298	1.188	2.187	end of cap	Regular	High Performance
215-0299	1.188	2.187	end of cap	Flush	Standard
210-1205	1.188	2.563	Cross	Regular	---
210-1206	1.188	3.125	Cross	Regular	---
210-1300	1.230	2.000	Cross	Regular	---
210-1301	1.230	3.000	Cross	Regular	---
220-0020	1.260	2.520	Cross	Mid long	---
250-4400	1.310	2.791	center of cross	Angled	---
250-4401	1.310	2.791	end of cap	Regular	---
230-5109	1.313	3.280	Cross	Regular	---
230-6008	1.313	4.313	Cross	Regular	---
250-0150	1.339	2.188	center of cross	Angled	---
210-0464	1.375	2.930	Cross	Regular	---
210-0332	1.375	3.000	Cross	Regular	---
230-0424	1.375	3.777	Cross	Regular	---
220-7300	1.496	2.451	center of cross	Angled	---
230-7008	1.625	4.375	Cross	Regular	---



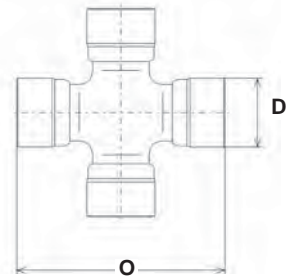
Stake Type

Part No.	Cap Dim.	Yoke Span	Grease Fitting In	G/F Type	Note
	D	O			
220-0045	0.787	2.071	No	No	w/o Snap Ring
220-0024	0.866	2.220	No	No	w/o Snap Ring
220-0063	0.866	2.400	No	No	w/ Round Plate, w/o snap ring
220-1670	0.945	2.441	No	No	w/o Snap Ring
220-7284	0.945	2.929	No	No	Center hole, w/o snap ring



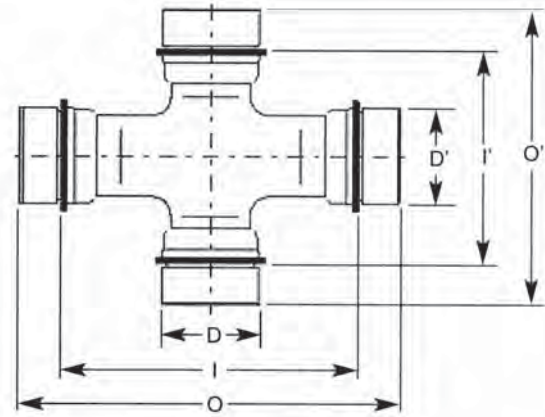
4 Plain Bearings

Part No.	Cap Dim.	Yoke Span	Grease fitting in	G/F Type	Note
	D	O			
220-0002	0.788	2.157	end of cap	Regular	---
220-0011	0.788	2.244	end of cap	Regular	---
250-0030	0.866	2.126	center of cross	Angled	---
250-0040	0.866	2.157	center of cross	Angled	---
250-0870	0.875	2.500	end of cap	Regular	---
250-0264	0.875	2.910	center of cross	Angled	---
220-0500	0.938	2.413	Cross	Mid long	---
220-0501	0.938	2.413	No	No	---
250-0050	0.938	2.413	end of cap	Angled	---
220-0410	0.945	2.488	No	No	---
220-0081	0.984	2.512	end of cap	Regular	---
220-0088	0.984	3.012	No	No	---
250-0265	1.005	3.910	center of cross	Angled	---
220-0191	1.024	2.748	center of cross	Angled	---
210-0443	1.063	2.439	end of cap	Regular	---
218-0443	1.063	2.439	end of cap	Flush	---
230-0409	1.063	2.650	No	No	---
220-1100	1.063	2.937	Cross	Mid long	---
250-0080	1.063	2.937	center of cross	Angled	---
210-0153	1.063	3.220	Cross	Regular	---
210-0200	1.063	3.220	Cross	Regular	---
214-0153	1.063	3.220	No	No	---
218-0153	1.063	3.220	Cross	Flush	---
210-0278	1.063	3.220	Cross	Flush	---
210-0213	1.063	3.622	Cross	Regular	---
250-0070	1.064	2.756	center of cross	Angled	---
210-0488	1.066	3.787	No	No	---
220-0014	1.122	3.067	center of cross	Angled	---
250-1401	1.126	2.624	end of cap	Regular	---
250-1400	1.126	2.624	center of cross	Angled	---
230-0471	1.181	4.193	Cross	Regular&Long	---
230-0451	1.182	3.268	No	No	---
250-0110	1.188	3.150	center of cross	Angled	---
220-0456	1.188	3.228	No	No	---
210-0178	1.188	3.624	Cross	Regular	1.5mm Snap Ring
211-0178	1.188	3.624	Cross	Regular	1.3mm Snap Ring
210-0447	1.188	3.624	No	No	---
250-0120	1.188	3.624	center of cross	Angled	---
210-0160	1.188	4.185	Cross	Regular	1.5mm Snap Ring
211-0160	1.188	4.185	Cross	Regular	1.3mm Snap Ring
230-0004	1.250	4.063	center of cross	Angled	Slotted Bearing
250-3500	1.251	3.210	center of cross	Angled	---
250-3501	1.251	3.210	end of cap	Regular	---
250-0140	1.260	2.988	center of cross	Angled	---
220-2010	1.260	4.173	Cross	Regular	---
220-0066	1.300	3.661	center of cross	Angled	---
250-0818	1.375	3.701	Cross	Regular	---
210-1214	1.375	4.181	Cross	Regular	Slotted Bearing



4 Plain Bearings (Continued)

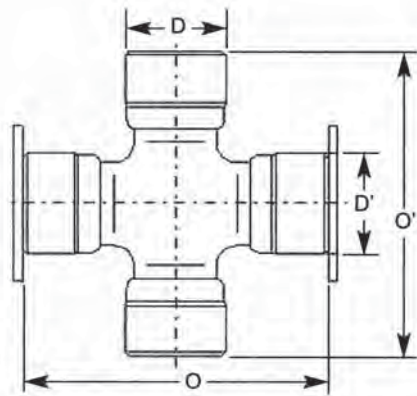
Part No.	Cap Dim.	Yoke Span	Grease fitting in	G/F Type	Note
	D	O			
230-0188	1.375	4.185	Cross	Regular	1.5mm Snap Ring
231-0188	1.375	4.185	Cross	Regular	1.3mm Snap Ring
260-0358	1.375	4.185	Cross	Regular	Thrust Plates
250-0170	1.375	4.185	center of cross	Angled	---
230-0155	1.375	4.965	Cross	Regular	---
210-1210	1.375	4.969	Cross	Regular	Slotted Bearing
220-0062	1.378	4.092	center of cross	Angled	---
220-0032	1.398	4.685	center of cross	Regular	---
250-0200	1.417	3.500	center of cross	Angled	---
250-5500	1.534	4.307	center of cross	Angled	---
220-3500	1.563	4.565	Cross	Regular	---
220-0064	1.575	4.528	center of cross	Angled	---
250-0819	1.614	4.252	center of cross	Angled	---
250-0820	1.614	4.646	center of cross	Angled	---
240-0460	1.625	4.953	center of cross	Angled	---
230-0075	1.625	5.064	center of cross	Angled	---
230-0165	1.625	5.591	Cross	Regular	---
220-0465	1.773	4.740	center of cross	Angled	---
230-0006	1.935	5.130	Cross	Regular	Slotted Bearing
230-0085	1.938	5.934	center of cross	Angled	---
220-3820	1.970	6.016	center of cross	Angled	---
210-0315	1.970	6.457	center of cross	Angled	---
230-0007	2.000	5.937	Cross	Regular	Slotted Bearing
230-1880	2.186	8.092	center of cross	Angled	---
230-0170	2.362	6.417	Cross	Regular	---
230-0250	2.362	6.457	Cross	Regular	---



Combination Type

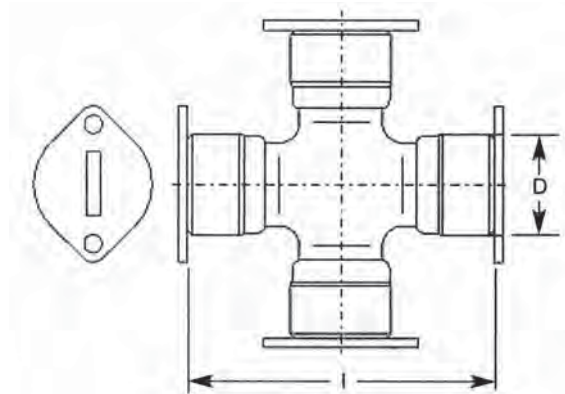
Part No.	Cap Dim		Yoke Span				Grease fitting in	G/F Type	Note	Combination
	D	D'	O	O'	I	I'				
240-0840	0.938	0.970	---	---	1.444	1.485	center of cross	Angled	4 Grooved Bearings	210-0170 x 250-0600
250-0276	0.945	0.866	2.413	2.992	---	---	center of cross	Angled	4 Plain Bearings	---
210-2140	1.000	1.063	3.122	3.217	2.339	---	Cross	Regular	2 Plain & 2 Grooved	210-2011 x 210-0153
210-2173	1.000	1.125	3.217	3.122	2.339	2.339	Cross	Regular	2 Plain & 2 Grooved	210-2011 x 210-1201
210-0134	1.063	1.063	3.622	3.217	---	---	Cross	Regular	4 Plain Bearings	210-0213 x 210-0153
214-0134	1.063	1.063	3.622	3.217	---	---	No	No	4 Plain Bearings	210-0213 x 210-0153
210-1208	1.063	1.063	3.213	---	2.209	---	Cross	Regular	2 Plain & 2 Grooved	---
210-1200	1.063	1.063	3.217	3.217	2.350	2.350	Cross	Mid long	4 outside & 4 inside snap rings	210-0153 x 210-1200
214-1200	1.063	1.063	3.217	---	2.350	---	No	No	2 outside & 2 inside snap rings	210-0153 x 210-1200
210-1203	1.063	1.063	3.622	---	2.781	---	Cross	Regular	4 inside & 2 outside snap rings	210-0213 x 210-1203
214-1203	1.063	1.063	3.622	---	2.781	---	No	No	2 outside & 2 inside snap rings	210-0213 x 210-1203
215-1203	1.063	1.063	3.622	---	2.781	---	Cross	Regular	2 outside & 2 inside snap rings	210-0213 x 210-1203
215-0354	1.063	1.063	3.622	---	2.781	---	Cross	Regular	2 outside & 2 inside snap rings	210-0213 x 210-1203
210-0456	1.063	1.063	2.437	---	1.641	---	No	No	2 Plain & 2 Grooved	210-0443 x 210-0456
215-0456	1.063	1.063	2.437	---	1.641	---	No	No	2 Plain & 2 Grooved	210-0443 x 210-0456
210-1202	1.063	1.063	3.219	3.622	2.380	2.781	Cross	Regular	2 Plain & 2 Grooved	210-1203 x 210-1200
215-0352	1.063	1.063	3.219	3.622	2.380	---	Cross	Regular	2 Plain & 2 Grooved	210-1203 x 210-1200
210-0248	1.063	1.000	2.441	---	1.715	---	center of cross	Angled	2 Plain & 2 Grooved	210-0443 x 210-0105
240-0353	1.063	1.078	3.218	---	2.380	2.122	Cross	Regular	2 Plain & 2 Grooved	210-1306 x 210-0153
240-0457	1.063	1.078	3.622	---	2.125	---	Cross	Regular	2 Plain & 2 Grooved	210-1306 x 210-0213
210-1201	1.063	1.125	3.217	---	2.350	---	Cross	Mid long	2 Plain & 2 Grooved	---
214-1201	1.063	1.125	3.217	---	2.350	---	No	No	2 Plain & 2 Grooved	---
210-2530	1.063	1.125	3.218	---	2.125	---	end of cap	Regular	2 Plain & 2 Grooved	210-2500 x 210-0153
240-0356	1.063	1.125	3.218	---	2.380	2.556	Cross	Regular	2 Plain & 2 Grooved	210-0153 x 210-3105
240-0354	1.063	1.125	3.218	---	2.625	---	Cross	Regular	2 Plain & 2 Grooved	210-1309 x 210-0153
240-0359	1.063	1.125	3.619	---	2.780	2.621	Cross	Regular	2 Plain & 2 Grooved	210-1203 x 210-1309
215-0458	1.063	1.125	3.619	---	2.780	2.621	Cross	Regular	2 Plain & 2 Grooved	210-1203 x 210-1309
240-0231	1.063	1.125	3.622	---	2.559	---	Cross	Regular	2 Plain & 2 Grooved	210-0213 x 210-3105
215-4009	1.063	1.125	3.622	---	2.559	---	end of cap	Flush	2 Plain & 2 Grooved	210-0213 x 210-3105
210-1204	1.063	1.125	3.622	---	2.772	---	Cross	Regular	2 Plain & 2 Grooved	---
240-0358	1.063	1.188	3.624	3.219	---	---	No	No	4 Plain Bearings	210-0178 x 210-0153
240-0448	1.063	1.188	3.624	3.624	---	---	Cross	Regular	4 outside snap rings	210-0178 x 210-0213
250-0694	1.063	1.260	3.700(3.858)	2.992	---	---	Cross/Center	Angled/Regular	4 Plain caps w/ spacers	---
240-0369	1.078	1.125	---	---	2.121	2.614	Cross	Regular	4 Grooved Bearings	210-1306 x 210-1309
240-0351	1.078	1.125	3.130	3.218	2.125	2.358	Cross	Regular	2 outside & 2 inside snap rings	---
240-1201	1.078	1.125	3.218	---	2.125	---	Cross	Regular	2 Plain & 2 Grooved	---
240-0362	1.125	1.125	3.622	---	2.756	2.560	Cross	Regular	2 Plain & 2 Grooved	---
240-0459	1.125	1.188	3.563	---	2.750	---	Cross	Regular	2 Plain & 2 Grooved	210-0178 x 210-1204
240-0447	1.125	1.188	3.622	---	2.563	---	Cross	Regular	2 Plain & 2 Grooved	210-0178 x 210-3105
240-1301	1.188	1.231	4.187	---	3.000	---	Cross	Regular	2 Plain & 2 Grooved	210-1301 x 210-0160
250-0906	1.260	1.420	3.490	4.170	---	---	Cross	Regular	4 Plain Bearings	---

U-JOINT IDENTIFICATION



2 Plate & 2 Plain

Part No.	Cap Dim.		Yoke Span		Grease fitting in	G/F Type	Note
	D	D'	O	O'			
230-0558	1.875	1.875	5.312	5.312	Cross	Regular	2 Grease Fittings
230-0674	1.875	1.875	5.312	5.312	Cross	Regular	w/ strap kit
230-0560	1.938	1.938	6.094	6.187	Cross	Regular	2 Grease Fittings
230-0675	1.938	1.938	6.094	6.187	Cross	Regular	w/ strap kit
230-0814	1.938	1.938	7.000	7.093	Cross	Regular	2 Grease Fittings
230-0677	1.938	1.938	7.000	7.093	Cross	Regular	w/ strap kit
230-0562	1.938	1.938	7.550	7.642	Cross	Regular	2 Grease Fittings
230-0676	1.938	1.938	7.550	7.642	Cross	Regular	w/ strap kit



4 Plate

Part No.	Cap Dim.	Yoke Span	Grease fitting in	G/F Type	Note
	D	I			
230-0115	1.561	4.563	Cross	Regular	---
230-0900	1.812	5.937	Cross	Regular	---
230-0279	1.875	5.307	Cross	Regular	2 Grease Fittings
230-0280	1.937	6.089	Cross	Regular	2 Grease Fittings
230-0407	1.937	7.000	Cross	Regular	2 Grease Fittings
230-0281	1.937	7.550	Cross	Regular	2 Grease Fittings
230-0308	2.185	8.094	Cross	Regular	---
230-0124	2.323	6.592	Cross	Regular	---

Buyer's Guide / Numerical Listing

Part No.	Year	Make	Part No.	Year	Make	Part No.	Year	Make	
210-0105	1966-50	American Motors	210-0178 (Cont.)	1975-54	Jensen	210-0350 (Cont.)	1987-81	Pontiac	
	1969-60	Ford		2006-97	Lincoln		2006-05	Saab	
	1967-61	Ford Truck		1984-82	Maserati		210-0443 (215-0443)	1975	American Motors
	1971-67	Jeep		2006-03	Mercury			1991-87	Ford
	1965-60	Mercury		2006-04	Nissan			1997-83	Ford Truck
210-0134 (215-0134)	1975-65	Checker	1984-66	Oldsmobile	1993-91	GMC Truck			
	1962	Ford	1984-82	Pontiac	1987-84	Hyundai			
	1978-59	Ford Truck	1996-76	Rolls Royce	1991-87	Mercury			
	1962-61	Lincoln	1970-52	Vanden Plas	1990-89	Pontiac			
	1960	Mercury	210-0213 (215-0354)	1962-61	Buick	210-0447 (215-0447)	1996-63	Chevrolet	
210-0153 (215-0153)	1988-36	American Motors		2004-57	Cadillac		1966-61	Chevrolet Truck	
	1983-64	Aston Martin		1977-69	Checker		2002-92	Dodge	
	1990-68	Avanti		1982-68	Chevrolet		1971-61	Dodge Truck	
	1980-73	Buick		2006-68	Chevrolet Truck		1998-59	Ford Truck	
	1977-62	Checker		1973-65	Chrysler	1966-61	GMC Truck		
1996-53	Chevrolet	1967-66		Dodge	1971-53	International			
2006-55	Chevrolet Truck	2006-94		Dodge Truck	1977-63	Rover			
2006-55	Dodge Truck	2006-63		Ford	210-0456 (215-0456)	1994-83	Ford Truck		
1960-58	Edsel	2006-67		Ford Truck		1992-91	Mazda		
1995-56	Ford	2004-68		GMC Truck	210-0464	2006-03	Dodge Truck		
2006-40	Ford Truck	1995		Hummer		2004-03	Ford Truck		
2006-55	GMC Truck	2006-93		Jeep	210-0488 (215-0488)	2006-04	Ford Truck		
2002-94	Honda	2006-63		Lincoln		2006	Lincoln		
2006-04	Infiniti	2006-94		Mazda	210-0601	1977-71	Mercury		
1981-49	International	2006-64		Mercury		210-1200 (215-1200)	1994-88	Chevrolet Truck	
2006-90	Isuzu	2006		Mitsubishi	1960-50		Dodge Truck		
1997-61	Jaguar	2006-05		Nissan	1965-61		Ford		
2006-45	Jeep	1970-65		Oldsmobile	1974-62		Ford Truck		
1955-51	Kaiser	1967-66		Plymouth	1994-88		GMC Truck		
1985-62	Land Rover	210-0248	1973-64	Jeep	1979-53		International		
2005-50	Lincoln		210-0260 (215-0269)	1972-60	Chevrolet Truck		1978-61	Mercury	
1969-67	MG	1972-58		Dodge Truck	1966-49		Studebaker		
2006-91	Mazda	1977-59		Ford Truck	210-1201 (215-1201)		1980-61	Ford	
2006-55	Mercury	1972-60		GMC Truck		1989-62	Ford Truck		
2006	Mitsubishi	1973-53		International		1980-61	Mercury		
2006-86	Nissan	2003-55	Jeep	210-1202	1962	Ford			
1980-57	Oldsmobile	210-0278 (215-0278)	1979-67		Chevrolet Truck	210-1203 (215-1203)	2006-02	Cadillac	
1992-53	Pontiac		1996-74		Dodge Truck		1965-63	Ford	
1985-71	Range Rover		1982-80		Ford		2004	Ford Truck	
1975-49	Rolls Royce		1997-69		Ford Truck		1974-62	Ford Truck	
1977-59	Rover		1993-67	GMC Truck	2006		Isuzu		
1966-49	Studebaker	1992-79	Lincoln	1963-61	Mercury				
2004-92	Toyota	1997-91	Mazda	2006-05	Toyota				
1992-67	Volvo	1982-80	Mercury	210-1204 (215-1204)	1979-63	Ford			
210-0160 (215-0160)	2006-79	Chevrolet Truck	1994-91		Oldsmobile	2006-04	Ford Truck		
	2006-88	Dodge Truck	1976-74		Plymouth	1998-62	Ford Truck		
	1984-65	Ferrari	210-0297 (215-0297)		1991-72	Chevrolet Truck	2006	Lincoln	
	2006-88	Ford Truck			1993-72	Dodge Truck	1978-72	Lincoln	
	2006-79	GMC Truck		1998-72	Ford Truck	1979-61	Mercury		
1959-53	International	1991-72		GMC Truck	210-1205	1958	Dodge Truck		
1995-92	Isuzu	1980-74		International		1979-55	International		
1985-55	Jaguar	2003-74	Jeep	210-1206	1990-76	Chevrolet Truck			
210-0170	1971-59	Dodge Truck	1997-91		Mazda	1990-76	GMC Truck		
	1997-88	Ford Truck	1983-74		Plymouth	1974-59	International		
210-0178 (215-0178)	1989-39	Bentley	210-0299	1996-91	Ford Truck	210-1214	1974-59	International	
	1987-82	Buick	210-0332	1991-77	Chevrolet Truck		210-1300	1971-46	Dodge Truck
	1984-82	Cadillac		2002-75	Dodge Truck	210-1301	1989-46	Dodge Truck	
	1984-82	Chevrolet		2006-78	Ford Truck	210-1303	1962-51	American Motors	
	2006-55	Chevrolet Truck		1991-77	GMC Truck	210-1304	1960-57	Dodge	
	1994-92	Dodge		1973-56	International		210-1306 (215-1306)	1982-75	American Motors
	2006-04	Dodge Truck	210-0350 (215-1200)	2006-04	Buick	1986-58		Chrysler	
	1984-68	Ferrari		1987-76	Chevrolet	1961-57		Desoto	
	2006-01	Ford		2006-83	Chevrolet Truck	1985-58		Dodge	
	2006-67	Ford Truck		2006-83	GMC Truck	1989-61		Dodge Truck	
	2006-55	GMC Truck		2006	Hummer	1987-61		Jeep	
	2004-03	Hummer		2006-98	Isuzu	1985-58	Plymouth		
	2006-04	Infiniti	2004-98	Oldsmobile					
1977-49	International								

Part Numbers in "()" are High Performance U-Joints

BUYER'S GUIDE

Buyer's Guide / Numerical Listing

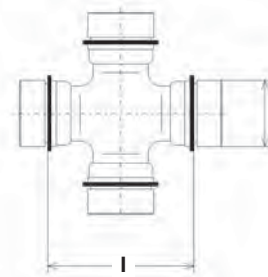
Part No.	Year	Make	Part No.	Year	Make	Part No.	Year	Make
210-1309 (215-1309)	1978-68	Chrysler	214-0443	1991-87	Ford	220-0191	2006-98	Suzuki
	1978-66	Dodge		1997-90	Ford Truck	220-0410	1994-66	Alfa Romeo
	1999-69	Dodge Truck		1991-87	Mercury	220-0411	1999-98	Acura
	1981-66	Plymouth	215-0299	2001-94	Dodge Truck		2002-98	Isuzu
210-1404	1961-57	Desoto		1988-79	Ford Truck	220-0412	2000-94	Mitsubishi
210-1405	1961-57	Desoto		2006-97	Jeep	220-0500 (215-0500)	1968-54	Alfa Romeo
	1960-57	Dodge	218-0153 (215-4153)	2000-97	Dodge Truck		1981-56	American Motors
210-1406	1960-57	Dodge		2006-74	Jeep		1975-60	Austin
210-2011	1967-63	American Motors	220-0006 (215-0006)	1982-72	Ford Truck		1982-71	Chevrolet Truck
	1963-61	Buick		1995-71	Mazda		1973-71	Chrysler
	1968-49	Ford	220-0007	1983-69	Mazda		1983-58	Fiat
	1959-55	International	220-0009 (215-0009)	2002-95	Kia		1974-54	Ford - English
	1965-64	Jeep		1995-74	Mazda		1970-51	Ford - German
	1954-49	Mercury	220-0010	1981-77	Mazda		1967-56	Hillman
	1963-41	Oldsmobile	220-0011	1984-68	Toyota		1988-81	Isuzu
	1955-39	Pontiac	220-0012 (215-0012)	1988-67	Toyota		1973-57	Lotus
1966-63	Studebaker					1980-53	MG	
210-2031	1958-49	Ford	220-0013 (215-0013)	1985-64	Toyota		1962-54	Metropolitan
	1959-55	International					1978-56	Morgan
	1954-49	Mercury	220-0014 (215-0014)	1973-65	Toyota		1962-54	Nash
	1952-41	Oldsmobile					1967-61	Nissan
1955-37	Pontiac	220-0020 (215-0020)	1997-96	Lexus		1979-76	Opel	
210-2033	1959-55	International		1997-67	Toyota		1973-71	Plymouth
210-2140	1960-59	Ford	220-0021 (215-0017)	2006-96	Lexus		1973-59	Riley
	1965-61	International		2006-67	Toyota		1974-45	Simca
	1969-64	Jeep	220-0027 (215-0027)	1989-65	Nissan		1974-45	Singer
	1966-63	Studebaker		1987-75	Subaru		1976-57	Sunbeam
210-2173	1967-65	American Motors	220-0028	1976-66	Nissan		1981-62	Triumph
	1968-64	Ford					1973-49	Vauxhall
210-2500 (215-2500)	1962-58	American Motors	220-0029 (215-0029)	2004-97	Infiniti	220-0501	1971-49	Morris
	1969-66	Ford Truck		2004-68	Nissan	220-1100 (215-1100)	1963-46	Aston Martin
	1969-68	Jeep		1980-75	Subaru		1967-56	Austin
	1995-79	Toyota	220-0045	1982-74	Nissan		1984-65	Ferrari
210-2530 (215-2530)	1969-66	Ford Truck	220-0046 (215-0046)	2004-97	Infiniti		1965-58	Fiat
	1969-68	Jeep		2004-86	Nissan		1971-57	Ford - English
210-3008	1968-61	Buick	220-0052 (215-0052)	1999-96	Acura		1961-55	Jaguar
210-3105 (215-3105)	2006-61	Buick		1982-79	Chevrolet Truck		2004-48	Land Rover
	2006-50	Cadillac		1997-94	Honda		1975-66	Lotus
	2002-66	Chevrolet		2002-67	Isuzu		1976-66	Maserati
	2006-67	Chevrolet Truck	220-0062	1991-88	Chevrolet Truck		1972-50	Morgan
	2006-75	Dodge Truck		1991-88	GMC Truck		2002-86	Range Rover
	1979-68	Ford		1991-88	Isuzu		1958-45	Riley
	1993-81	Ford Truck	220-0063	1989-83	Isuzu		1967-64	Sunbeam
	2006-67	GMC Truck	220-0064	1997-84	Hino Truck		1977-53	Triumph
	2006-03	Hummer	220-0066	1995-86	Chevrolet Truck		1970-60	Vanden Plas
	2006-96	Isuzu		1995-86	GMC Truck		1994-74	Volvo
	2004-03	Jeep		1995-86	Isuzu	220-1660	1981-62	BMW
	1979-68	Lincoln	220-0081 (215-0081)	2004-98	Chevrolet Truck	220-1670	1997-62	BMW
	1979	Mercury		1983-71	Dodge	220-2010	1972-64	Pantera
	2004-54	Oldsmobile		1993-79	Dodge Truck	220-3500	1990-80	Volvo
	1983-76	Plymouth		1997-87	Geo	220-7010	1972-64	Opel
2002-56	Pontiac		2006-79	Mitsubishi	220-7050	1975-68	Opel	
2006-05	Saab		1991-76	Plymouth	220-7100	1963-54	Opel	
1995-87	U.S. Postal Truck		2006-85	Suzuki	220-7150	1963-54	Opel	
211-0160	2006-01	Chevrolet Truck	220-0088 (215-0088)	1989-87	Chrysler	220-7190	1993-56	Mercedes Benz
	2006-03	Dodge Truck		1986-78	Dodge	220-7280	1967-56	Mercedes Benz
	2006-01	GMC Truck		1993-79	Dodge Truck	220-7283	1993-64	Mercedes Benz
211-0178	2006-05	Chevrolet Truck		2006-03	Mitsubishi	220-7284	1997-88	BMW
	2006-05	Dodge Truck		1999-82	Mitsubishi		1996-68	Mercedes Benz
	2006	GMC Truck	220-0093 (215-0093)	2000-89	Nissan	220-7290	1959-51	Mercedes Benz
	2006-03	Hummer		1986-78	Plymouth	220-7410	1981-62	BMW
211-1306 (215-1307)	1989-87	Chrysler		1992-90	Daihatsu	220-7900	1959-51	Mercedes Benz
	1989-86	Dodge		1993-89	Dodge Truck			
	1993-82	Dodge Truck		2004-89	Mitsubishi			
	1989-86	Plymouth						

Part Numbers in "()" are High Performance U-Joints

Buyer's Guide / Numerical Listing

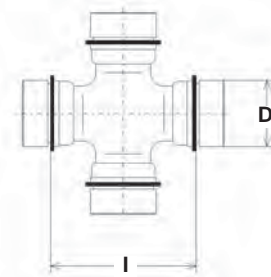
Part No.	Year	Make	Part No.	Year	Make	Part No.	Year	Make
230-0155	2006-03	Chevrolet Truck	240-0353 (215-0353)	1982-79	American Motors	260-0637		Weld Yoke
	1994-91	Chevrolet Truck		1996-87	Dodge Truck		260-0638	
	2003-99	Ford Truck	240-0356 (215-0356)	1992-88	Chevrolet	260-0643		H Yoke
	1994-91	GMC Truck		1963-57	Oldsmobile	260-0646		H Yoke
1994-91	Isuzu		1992-88	Pontiac	260-0647		H Yoke	
230-0188 (215-0188)	2006-98	Chevrolet Truck	240-0358 (215-0358)	2004-03	Chevrolet Truck	260-0648		H Yoke
	2004-03	Dodge Truck		2004-03	GMC Truck	260-0649		H Yoke
	2006-99	Ford Truck	240-0359 (215-0359)	1999-91	Dodge Truck	260-0779		Centering Yoke
	2006-98	GMC Truck				260-0782		Centering Yoke
1990-80	Volvo	240-0362	1979	Ford	260-1100		Ball Seat Kit	
230-0279	1990-80	Volvo		1979	Mercury	260-1200		Ball Seat Kit
230-0281	1998-90	Volvo	240-0457 (215-0457)	1993-91	Dodge Truck	260-1204		U-Bolt Kit
230-0409	2006-05	Chevrolet Truck	240-0460	1995-94	Chevrolet Truck	260-1500		Ball Seat Kit
	2006	Pontiac		2003-99	Ford Truck	260-1628		Flange Yoke
2006-02	Saturn	1995-94		GMC Truck	260-4105		Clamp Kit	
230-0424	2006-05	Chevrolet Truck		1997-95	Hino Truck	260-4178		Clamp Kit
	2006-05	Ford Truck	1995-94	Isuzu	261-0612		Replacement Ball Kit	
	2006-05	GMC Truck	260-0105		U-Bolt Kit	261-0613		Replacement Ball Kit
230-0558	2003-99	Ford Truck	260-0121		U-Bolt Kit	261-0614		Replacement Ball Kit
230-0560	2003-99	Ford Truck	260-0153		Clamp Kit	261-0615		Centering Yoke
230-2002	1940	Pontiac	260-0160		Clamp Kit	261-0616		Rear - Replacement Ball Kit
230-3000	1949-46	Cadillac	260-0178		U-Bolt Kit	261-0617		Replacement Ball Kit
230-3012	1956-50	Cadillac	260-0180		Centering Yoke	270-2211	1939-37	Chevrolet
	1956-54	Oldsmobile	260-0188		Clamp Kit	270-2910	1948-40	Chevrolet
230-4014	1965-49	International	260-0266		Clamp Kit	270-2911	1954-49	Chevrolet
230-4015	1965-49	International	260-0279		Clamp Kit	270-2912	1954-49	Chevrolet
230-4016	1965-49	International	260-0280		Clamp Kit			
231-0188	2006-03	Dodge Truck	260-0443		Clamp Kit			
240-0231 (215-4009)	1962-61	Buick	260-0623		Flange Yoke			
	2006-57	Cadillac	260-0624		Flange Yoke			
	1972-66	Chevrolet	260-0626		Flange Yoke			
	2006-76	Chevrolet Truck	260-0627		Flange Yoke			
	1993-87	Ford Truck	260-0628		Flange Yoke			
	2006-76	GMC Truck	260-0633		Weld Yoke			
	2006	Isuzu	260-0636		Weld Yoke			
	2006-03	Jeep						
	1970-65	Oldsmobile						
	1968-67	Pontiac						

Part Numbers in "()" are High Performance U-Joints



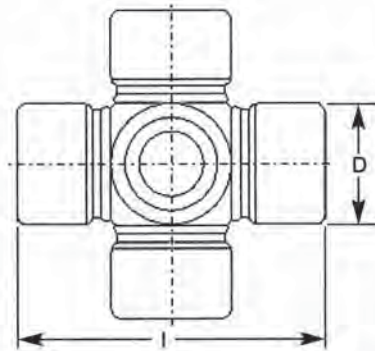
4 Grooved Bearing

Part No.	Cap Dim.	Yoke Span	Grease fitting in	G/F Type	Note
	D	I			
220-0028	0.788	1.496	end of cap	Regular	---
220-0010	0.886	1.492	end of cap	Regular	---
251-1500	0.938	1.485	center of cross	Angled	---
251-1502	0.938	1.485	end of cap	Regular	---
210-0170	0.938	1.500	center of cross	Angled	---
211-0170	0.938	1.500	end of cap	Regular	---
220-1501	0.968	1.688	center of cross	Angled	---
250-0600	0.969	1.448	center of cross	Angled	---
250-0601	0.969	1.448	cap&cross	Regular & Angled	---
220-0001	0.984	1.591	center of cross	Angled	---
220-0007	0.984	1.717	end of cap	Regular	---
220-0027	0.984	1.732	end of cap	Regular	---
210-0105	1.000	1.719	end of cap	Regular	---
210-2011	1.000	2.344	Cross	Regular	---
220-0013	1.024	1.843	end of cap	Regular	---
220-0012	1.024	2.205	Cross	Mid long	---
220-0009	1.043	2.000	end of cap	Regular	---
210-0456	1.063	1.640	No	No	---
250-1200	1.063	1.818	center of cross	Angled	---
210-0260	1.063	2.189	No	No	---
215-0269	1.063	2.189	end of cap	Flush	Standard
210-0350	1.063	2.344	Cross	Regular	---
210-1200	1.063	2.350	Cross	Regular	---
210-1203	1.063	2.781	Cross	Regular	---
220-0046	1.064	1.930	No	No	---
210-1306	1.078	2.125	Cross	Mid long	---
211-1306	1.078	2.125	end of cap	Mid long	---
213-1306	1.078	2.125	center of cross	Angled	---
214-1306	1.078	2.125	No	No	---
215-1306	1.078	2.125	Cross	Mid long	---
215-1307	1.078	2.125	end of cap	Mid long	---
220-7283	1.102	1.929	No	No	---
220-0029	1.102	2.209	Cross	Long	---
220-0006	1.102	2.323	end of cap	Regular	---
210-2500	1.125	2.125	cap&cross	Regular	---
210-3008	1.125	2.563	No	No	---
210-3105	1.125	2.563	Cross	Regular	---
214-3105	1.125	2.563	No	No	---
215-3105	1.125	2.563	Cross	Regular	---
210-1309	1.125	2.622	Cross	Regular	---
215-1309	1.125	2.622	Cross	Regular	---
230-4015	1.125	3.250	Cross	Regular	---
215-0355	1.125	3.799	No	No	---
214-0017	1.142	2.047	No	No	---
215-0021	1.142	2.047	center of cross	Angled	Small Fitting
220-0021	1.142	2.047	center of cross	Angled	Small Fitting
220-0023	1.142	2.047	center of cross	Angled	Regular Fitting
220-0052	1.142	2.087	Cross	Long	---



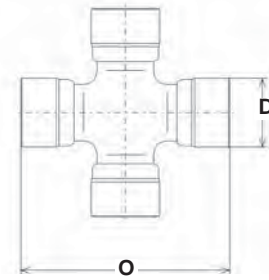
4 Grooved Bearing (Continued)

Part No.	Cap Dim.	Yoke Span	Grease fitting in	G/F Type	Note
	D	I			
220-0411	1.142	2.853	end of cap	Regular	---
220-0093	1.181	2.287	center of cross	Angled	---
220-0412	1.181	2.925	center of cross	Angled	---
210-0297	1.188	2.187	No	No	---
215-0298	1.188	2.187	end of cap	Regular	High Performance Standard
215-0299	1.188	2.187	end of cap	Flush	
210-1205	1.188	2.563	Cross	Regular	---
210-1206	1.188	3.125	Cross	Regular	---
210-1300	1.230	2.000	Cross	Regular	---
210-1301	1.230	3.000	Cross	Regular	---
220-0020	1.260	2.520	Cross	Mid long	---
250-4400	1.310	2.791	center of cross	Angled	---
250-4401	1.310	2.791	end of cap	Regular	---
230-5109	1.313	3.280	Cross	Regular	---
230-6008	1.313	4.313	Cross	Regular	---
250-0150	1.339	2.188	center of cross	Angled	---
210-0464	1.375	2.930	Cross	Regular	---
210-0332	1.375	3.000	Cross	Regular	---
230-0424	1.375	3.777	Cross	Regular	---
220-7300	1.496	2.451	center of cross	Angled	---
230-7008	1.625	4.375	Cross	Regular	---



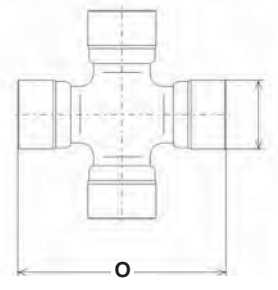
Stake Type

Part No.	Cap Dim.	Yoke Span	Grease Fitting In	G/F Type	Note
	D	O			
220-0045	0.787	2.071	No	No	w/o Snap Ring
220-0024	0.866	2.220	No	No	w/o Snap Ring
220-0063	0.866	2.400	No	No	w/ Round Plate, w/o snap ring
220-1670	0.945	2.441	No	No	w/o Snap Ring
220-7284	0.945	2.929	No	No	Center hole, w/o snap ring



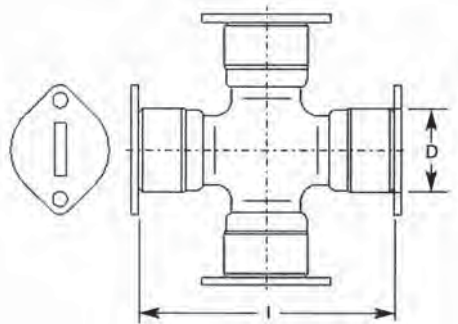
4 Plain Bearings

Part No.	Cap Dim.	Yoke Span	Grease fitting in	G/F Type	Note
	D	O			
220-0002	0.788	2.157	end of cap	Regular	---
220-0011	0.788	2.244	end of cap	Regular	---
250-0030	0.866	2.126	center of cross	Angled	---
250-0040	0.866	2.157	center of cross	Angled	---
250-0870	0.875	2.500	end of cap	Regular	---
250-0264	0.875	2.910	center of cross	Angled	---
220-0500	0.938	2.413	Cross	Mid long	---
220-0501	0.938	2.413	No	No	---
250-0050	0.938	2.413	end of cap	Angled	---
220-0410	0.945	2.488	No	No	---
220-0081	0.984	2.512	end of cap	Regular	---
220-0088	0.984	3.012	No	No	---
250-0265	1.005	3.910	center of cross	Angled	---
220-0191	1.024	2.748	center of cross	Angled	---
210-0443	1.063	2.439	end of cap	Regular	---
218-0443	1.063	2.439	end of cap	Flush	---
230-0409	1.063	2.650	end of cap	Regular	---
220-1100	1.063	2.937	Cross	Mid long	---
250-0080	1.063	2.937	center of cross	Angled	---
210-0153	1.063	3.220	Cross	Regular	---
210-0200	1.063	3.220	Cross	Regular	---
214-0153	1.063	3.220	No	No	---
218-0153	1.063	3.220	Cross	Flush	---
210-0278	1.063	3.220	Cross	Flush	---
210-0213	1.063	3.622	Cross	Regular	---
250-0070	1.064	2.756	center of cross	Angled	---
220-0014	1.122	3.067	center of cross	Angled	---
250-1401	1.126	2.624	end of cap	Regular	---
250-1400	1.126	2.624	center of cross	Angled	---
230-0471	1.181	4.193	Cross	Regular&Long	---
230-0451	1.182	3.268	No	No	---
250-0110	1.188	3.150	center of cross	Angled	---
220-0456	1.188	3.228	No	No	---
210-0178	1.188	3.624	Cross	Regular	1.5mm Snap Ring
211-0178	1.188	3.624	Cross	Regular	1.3mm Snap Ring
210-0447	1.188	3.624	No	No	---
250-0120	1.188	3.624	center of cross	Angled	---
210-0160	1.188	4.185	Cross	Regular	1.5mm Snap Ring
211-0160	1.188	4.185	Cross	Regular	1.3mm Snap Ring
230-0004	1.250	4.063	center of cross	Angled	Slotted Bearing
250-3500	1.251	3.210	center of cross	Angled	---
250-3501	1.251	3.210	end of cap	Regular	---
250-0140	1.260	2.988	center of cross	Angled	---
220-2010	1.260	4.173	Cross	Regular	---
220-0066	1.300	3.661	center of cross	Angled	---
250-0818	1.375	3.701	Cross	Regular	---
210-1214	1.375	4.181	Cross	Regular	Slotted Bearing
230-0188	1.375	4.185	Cross	Regular	1.5mm Snap Ring



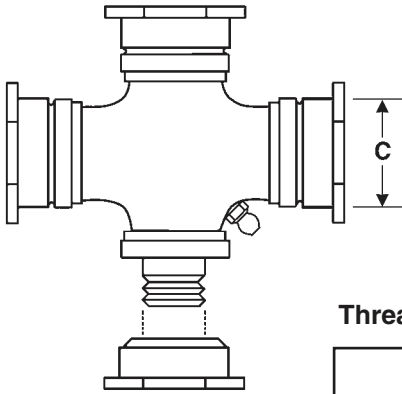
4 Plain Bearings (Continued)

Part No.	Cap Dim.	Yoke Span	Grease fitting in	G/F Type	Note
	D	O			
231-0188	1.375	4.185	Cross	Regular	1.3mm Snap Ring
260-0358	1.375	4.185	Cross	Regular	Thrust Plates
250-0170	1.375	4.185	center of cross	Angled	---
230-0155	1.375	4.965	Cross	Regular	---
210-1210	1.375	4.969	Cross	Regular	Slotted Bearing
220-0062	1.378	4.092	center of cross	Angled	---
220-0032	1.398	4.685	center of cross	Regular	---
250-0200	1.417	3.500	center of cross	Angled	---
250-5500	1.534	4.307	center of cross	Angled	---
220-3500	1.563	4.565	Cross	Regular	---
220-0064	1.575	4.528	center of cross	Angled	---
250-0819	1.614	4.252	center of cross	Angled	---
250-0820	1.614	4.646	center of cross	Angled	---
240-0460	1.625	4.953	center of cross	Angled	---
230-0075	1.625	5.064	center of cross	Angled	---
230-0165	1.625	5.591	Cross	Regular	---
220-0465	1.773	4.740	center of cross	Angled	---
230-0006	1.935	5.130	Cross	Regular	Slotted Bearing
230-0085	1.938	5.934	center of cross	Angled	---
220-3820	1.970	6.016	center of cross	Angled	---
210-0315	1.970	6.457	center of cross	Angled	---
230-0007	2.000	5.937	Cross	Regular	Slotted Bearing
230-1880	2.186	8.092	center of cross	Angled	---
230-0170	2.362	6.417	Cross	Regular	---
230-0250	2.362	6.457	Cross	Regular	---



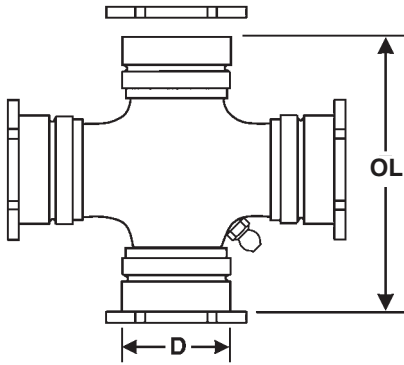
4 Plate

Part No.	Cap Dim.	Yoke Span	Grease fitting in	G/F Type	Note
	D	I			
230-0115	1.561	4.563	Cross	Regular	---
230-0900	1.812	5.937	Cross	Regular	---
230-0279	1.875	5.307	Cross	Regular	2 Grease Fittings
230-0280	1.937	6.089	Cross	Regular	2 Grease Fittings
230-0407	1.937	7.000	Cross	Regular	2 Grease Fittings
230-0281	1.937	7.550	Cross	Regular	2 Grease Fittings
230-0308	2.185	8.094	Cross	Regular	---
230-0124	2.323	6.592	Cross	Regular	---



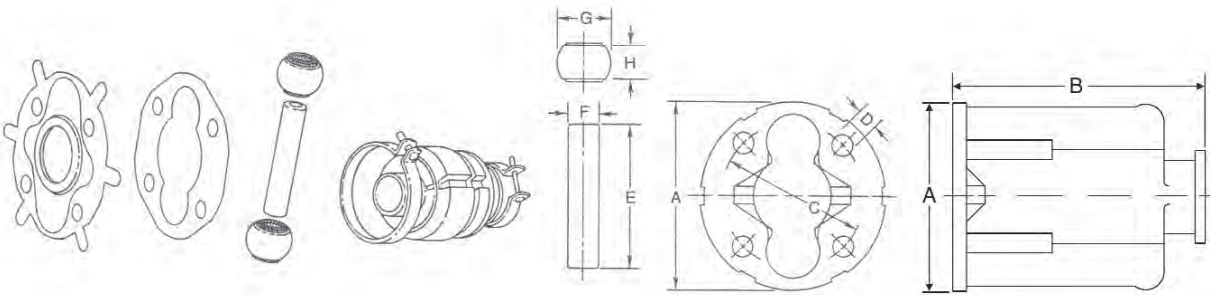
Threaded Cap (THDCAP) Style

OUR #	SERIES	Dim Over Caps	C Bearing Cap Diameter	Thread Size
210-3999	Chev. Conversion	2.934	1.125	.938-20



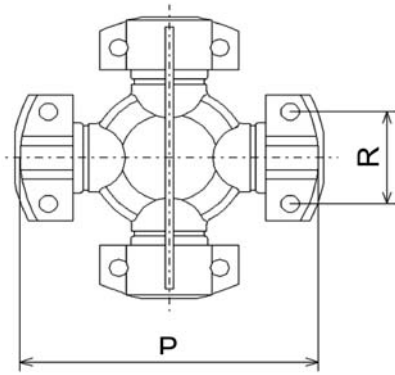
Threaded Plate (THDPLT) Style

OUR #	SERIES	MFG. Over Caps	OL Bearing Cap Diameter	D
210-1214	D56	Cleveland	4.188	1.375



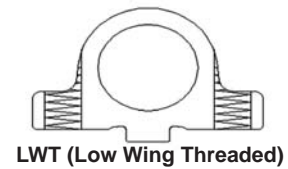
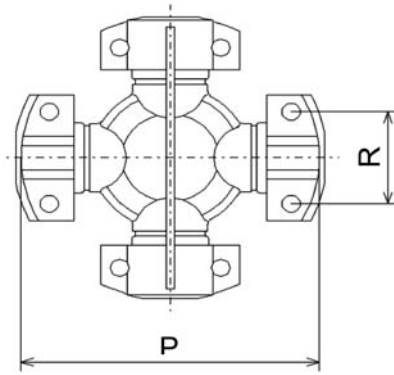
Pot (POT) Style Joints

OUR #	A	B	C	E	F	G	H
210-1407	3.625	3.750	2.875	2.969	0.562	1.031	0.609
210-1405	4.000	3.875	3.250	2.875	0.562	1.031	0.609



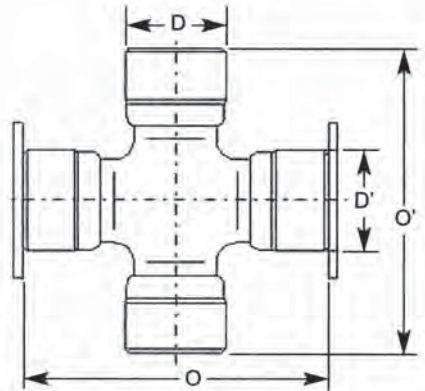
4 Wing

Part No.	Back to Back	Hole to Hole	Grease fitting in	G/F Type	Note
	P	R			
230-2002	3.119	1.312	Cross	Regular	4LWT
233-2002	3.119	1.312	end of cap	Regular	4LWT
230-2116	3.119	1.312	Cross	Regular	2LWT & 2LWD
233-2116	3.119	1.312	end of cap	Regular	2LWT & 2LWD
230-2117	3.119	1.312	Cross	Regular	4LWD
233-2117	3.119	1.312	end of cap	Regular	4LWD
230-3000	3.557	1.437	Cross	Regular	4LWT
230-3001	3.557	1.437	No	No	4LWT
230-3020	3.557	1.437	Cross	Regular	4LWD
230-3143	3.557	1.437	Cross	Regular	4HWD
210-3117	3.557	1.437	Cross	Regular	2LWT & 2LWD
230-3158	3.557	1.437	Cross	Regular	2LWT & 2HWD
230-4002	4.245	1.437	Cross	Regular	4LWT
230-4104	4.245	1.437	Cross	Regular	4LWD
230-4110	4.245	1.437	Cross	Regular	2HWD & 2LWT
230-4140	4.245	1.437	Cross	Regular	2LWT & 2LWD
230-4141	4.245	1.437	Cross	Regular	2HWD & 2LWD
230-4143	4.245	1.437	Cross	Regular	4HWD
230-5000	4.530	1.688	Cross	Regular	4LWT
230-5148	4.530	1.688	Cross	Regular	4LWD
230-5177	4.530	1.688	Cross	Long	4HWD
230-5121	4.530	1.688	Cross	Regular	2LWT & 2LWD
230-5150	4.530	1.688	Cross	Regular	2HWD & 2LWD
230-5173	4.530	1.688	Cross	Regular	2HWD & 2LWT
230-5993	4.530	1.688	No	No	2HWD & 2LWT
230-0486	5.120	1.930	Cross	Regular	4HWD
230-5801	5.315	1.937	Cross	Regular	4LWT
230-5800	5.315	1.937	Cross	Regular	4HWD
230-5802	5.315	1.937	Cross	Regular	2LWT & 2HWD
230-6000	5.530	1.688	Cross	Regular	4LWT
231-6000	5.530	1.688	Cross	Regular	4DWT (Use 4LWT)
230-6104	5.530	1.688	Cross	Regular	4LWD
230-6106	5.530	1.688	Cross	Regular	4HWD
230-0481	5.530	1.688	Cross	Regular	4HWD (Double Keyway)
230-6102	5.530	1.688	Cross	Regular	2HWD & 2LWT
231-6012	5.530	1.688	Cross	Regular	2HWD & 2DWT(LWT)



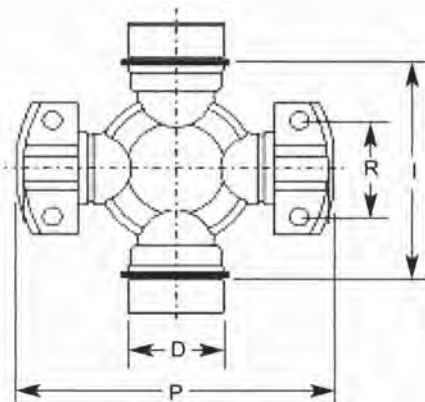
4 Wing (Continued)

Part No.	Back to Back	Hole to Hole	Grease fitting in	G/F Type	Note
	P	R			
230-6101	5.530	1.688	Cross	Regular	2LWD & 2LWT
230-6108	5.53&5.84	1.69&1.94	Cross	Regular	4LWT
230-7569	5.53&5.84	1.69&1.94	Cross	Regular	2LWT & 2HWD
230-7000	5.842	1.937	Cross	Regular	4LWT
230-7203	5.842	1.937	Cross	Regular	2LWD
230-7105	5.842	1.937	Cross	Regular	4HWD
230-7705	5.842	1.937	Cross	Long	4HWD
					(4Lube fittings)
230-7206	5.842	1.937	Cross	Regular	2LWT & 2LWD
230-7202	5.842	1.937	Cross	Regular	2HWD & 2LWT
230-7204	5.842	1.937	Cross	Regular	2HWD & 2LWD
230-8500	6.496	2.813	Cross	Regular	4LWT
230-8502	6.496	2.813	Cross	Long	4HWD
231-8501	6.496	2.813	Cross	Long	2LWT & 2HWD
230-8200	8.122	1.938	Cross	Regular	4LWT
230-8203	8.122	1.938	Cross	Regular	4LWD
230-8105	8.122	1.938	Cross	Regular	4HWD
230-8201	8.122	1.938	Cross	Regular	2LWD & 2LWT
230-8202	8.122	1.938	Cross	Regular	2HWD & 2LWT
230-9000	8.252	2.813	Cross	Regular	4LWT
230-9001	8.252	2.813	Cross	Regular	4HWD
230-9017	8.252	2.813	Cross	Regular	2LWT & 2HWD
230-1000	8.380	3.620	Cross	Regular	4LWD
230-1003	8.380	3.620	Cross	Regular	4HWD(9/16"bolts)
230-1004	8.380	3.620	Cross	Regular	4HWD(5/8"bolts)
230-1490	8.750	3.500	Cross	Regular	4HWD



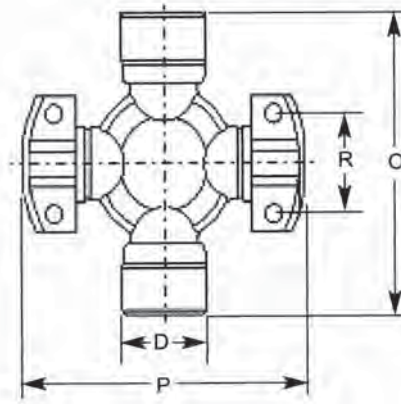
2 Plate & 2 Plain

Part No.	Cap Dim.		Yoke Span		Grease fitting in	G/F Type	Note
	D	D'	O	O'			
230-0558	1.875	1.875	5.312	5.312	Cross	Regular	2 Grease Fittings
230-0674	1.875	1.875	5.312	5.312	Cross	Regular	w/ strap kit
230-0560	1.938	1.938	6.094	6.187	Cross	Regular	2 Grease Fittings
230-0675	1.938	1.938	6.094	6.187	Cross	Regular	w/ strap kit
230-0814	1.938	1.938	7.000	7.093	Cross	Regular	2 Grease Fittings
230-0677	1.938	1.938	7.000	7.093	Cross	Regular	w/ strap kit
230-0562	1.938	1.938	7.550	7.642	Cross	Regular	2 Grease Fittings
230-0676	1.938	1.938	7.550	7.642	Cross	Regular	w/ strap kit



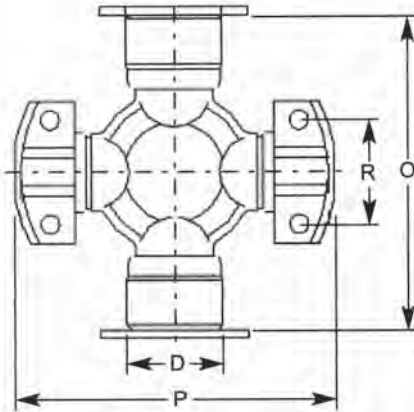
2 Wing & 2 Grooved

Part No.	Cap	Yoke Span		Hole R	Grease fitting in	G/F Type	Note
	D	P	I				
220-7100	1.000	2.560	1.750	1.295	end of cap	Regular	2LWT & 2 Grooved Bearings
210-2031	1.000	3.120	2.344	1.310	Cross	Regular	2LWT & 2 Grooved Bearings
210-2033	1.000	3.120	2.344	1.310	end of cap	Regular	2LWD & 2 Grooved Bearings
230-0998	1.125	3.560	2.560	1.440	end of cap	Regular	2HWD & 2 Grooved Bearings
230-3012	1.125	3.560	2.560	1.440	Cross	Regular	2LWT & 2 Grooved Bearings
230-4014	1.125	4.250	3.250	1.440	Cross	Regular	2LWT & 2 Grooved Bearings
230-4016	1.125	4.250	3.250	1.440	Cross	Regular	2LWD & 2 Grooved Bearings
230-4156	1.125	4.250	3.250	1.440	Cross	Regular	2HWD & 2 Grooved Bearings
230-5008	1.312	4.530	3.280	1.690	Cross	Regular	2LWT & 2 Grooved Bearings
230-5015	1.312	4.530	3.280	1.690	Cross	Regular	2LWD & 2 Grooved Bearings
230-5154	1.312	4.530	3.280	1.690	Cross	Regular	2HWD & 2 Grooved Bearings
230-0957	1.313	5.530	4.320	1.690	end of cap	Regular	2LWT & 2 Grooved Bearings
230-6016	1.313	5.530	4.320	1.690	Cross	Regular	2HWD & 2 Grooved Bearings
230-0931	1.625	8.120	6.625	1.940	end of cap	Regular	2HWD & 2 Grooved Bearings
230-7015	1.625	5.842	4.220	1.940	Cross	Long	2HWD & 2 Grooved Bearings



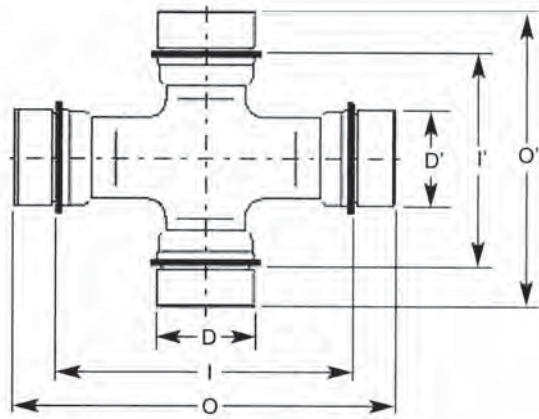
2 Wing & 2 Plain

Part No.	Cap	Yoke Span		Hole R	Grease fitting in	G/F Type	Note
	D	P	O				
240-0186	0.669	2.185	2.835	0.815	Cross	Regular	2HWD & 2 Plain Bearings
240-0187	0.669	2.224	2.835	0.815	Cross	Regular	2HWT & 2 Plain Bearings
230-0328	1.375	5.315	4.960	1.940	Cross	Regular	2HWD & 2 Plain Bearings
240-0220	1.375	5.530	4.965	1.690	Cross	Regular	2HWT & 2 Plain Bearings
240-0221	1.375	5.530	4.965	1.690	Cross	Regular	2HWD & 2 Plain Bearings
240-0326	2.185	8.250	8.094	2.813	Cross	Regular	2HWD & 2 Plain Bearings



2 Wing & 2 Plate

Part No.	Cap	Yoke Span		Hole R	Grease fitting in	G/F Type	Note
	D	O	P				
240-0324	1.937	7.550	8.250	2.813	Cross	Regular	2HWD & 2 Plate Bearings



Combination Type

Part No.	Cap Dim		Yoke Span				Grease fitting in	G/F Type	Note	Combination
	D	D'	O	O'	I	I'				
240-0840	0.938	0.970	---	---	1.444	1.485	center of cross	Angled	4 Grooved Bearings	210-0170 x 250-0600
250-0276	0.945	0.866	2.413	2.992	---	---	center of cross	Angled	4 Plain Bearings	---
210-2140	1.000	1.063	3.122	3.217	2.339	---	Cross	Regular	2 Plain & 2 Grooved	210-2011 x 210-0153
210-2173	1.000	1.125	3.217	3.122	2.339	2.339	Cross	Regular	2 Plain & 2 Grooved	210-2011 x 210-1201
210-0134	1.063	1.063	3.622	3.217	---	---	Cross	Regular	4 Plain Bearings	210-0213 x 210-0153
214-0134	1.063	1.063	3.622	3.217	---	---	No	No	4 Plain Bearings	210-0213 x 210-0153
210-1208	1.063	1.063	3.213	---	2.209	---	Cross	Regular	2 Plain & 2 Grooved	---
210-1200	1.063	1.063	3.217	3.217	2.350	2.350	Cross	Mid long	4 outside & 4 inside snap rings	210-0153 x 210-1200
214-1200	1.063	1.063	3.217	---	2.350	---	No	No	2 outside & 2 inside snap rings	210-0153 x 210-1200
210-1203	1.063	1.063	3.622	---	2.781	---	Cross	Regular	4 inside & 2 outside snap rings	210-0213 x 210-1203
214-1203	1.063	1.063	3.622	---	2.781	---	No	No	2 outside & 2 inside snap rings	210-0213 x 210-1203
215-1203	1.063	1.063	3.622	---	2.781	---	Cross	Regular	2 outside & 2 inside snap rings	210-0213 x 210-1203
215-0354	1.063	1.063	3.622	---	2.781	---	Cross	Regular	2 outside & 2 inside snap rings	210-0213 x 210-1203
210-0456	1.063	1.063	2.437	---	1.641	---	No	No	2 Plain & 2 Grooved	210-0443 x 210-0456
215-0456	1.063	1.063	2.437	---	1.641	---	No	No	2 Plain & 2 Grooved	210-0443 x 210-0456
210-1202	1.063	1.063	3.219	3.622	2.380	2.781	Cross	Regular	2 Plain & 2 Grooved	210-1203 x 210-1200
215-0352	1.063	1.063	3.219	3.622	2.380	---	Cross	Regular	2 Plain & 2 Grooved	210-1203 x 210-1200
210-0248	1.063	1.000	2.441	---	1.715	---	center of cross	Angled	2 Plain & 2 Grooved	210-0443 x 210-0105
240-0353	1.063	1.078	3.218	---	2.380	2.122	Cross	Regular	2 Plain & 2 Grooved	210-1306 x 210-0153
240-0457	1.063	1.078	3.622	---	2.125	---	Cross	Regular	2 Plain & 2 Grooved	210-1306 x 210-0213
210-1201	1.063	1.125	3.217	---	2.350	---	Cross	Mid long	2 Plain & 2 Grooved	---
214-1201	1.063	1.125	3.217	---	2.350	---	No	No	2 Plain & 2 Grooved	---
210-2530	1.063	1.125	3.218	---	2.125	---	end of cap	Regular	2 Plain & 2 Grooved	210-2500 x 210-0153
240-0356	1.063	1.125	3.218	---	2.380	2.556	Cross	Regular	2 Plain & 2 Grooved	210-0153 x 210-3105
240-0354	1.063	1.125	3.218	---	2.625	---	Cross	Regular	2 Plain & 2 Grooved	210-1309 x 210-0153
240-0359	1.063	1.125	3.619	---	2.780	2.621	Cross	Regular	2 Plain & 2 Grooved	210-1203 x 210-1309
215-0458	1.063	1.125	3.619	---	2.780	2.621	Cross	Regular	2 Plain & 2 Grooved	210-1203 x 210-1309
240-0231	1.063	1.125	3.622	---	2.559	---	Cross	Regular	2 Plain & 2 Grooved	210-0213 x 210-3105
215-4009	1.063	1.125	3.622	---	2.559	---	end of cap	Flush	2 Plain & 2 Grooved	210-0213 x 210-3105
210-1204	1.063	1.125	3.622	---	2.772	---	Cross	Regular	2 Plain & 2 Grooved	---
240-0358	1.063	1.188	3.624	3.219	---	---	No	No	4 Plain Bearings	210-0178 x 210-0153
240-0448	1.063	1.188	3.624	3.624	---	---	Cross	Regular	4 outside snap rings	210-0178 x 210-0213
250-0694	1.063	1.260	3.700(3.858)	2.992	---	---	Cross/Center	Angled/Regular	4 Plain caps w/ spacers	---
240-0369	1.078	1.125	---	---	2.121	2.614	Cross	Regular	4 Grooved Bearings	210-1306 x 210-1309
240-0351	1.078	1.125	3.130	3.218	2.125	2.358	Cross	Regular	2 outside & 2 inside snap rings	---
240-1201	1.078	1.125	3.218	---	2.125	---	Cross	Regular	2 Plain & 2 Grooved	---
240-0362	1.125	1.125	3.622	---	2.756	2.560	Cross	Regular	2 Plain & 2 Grooved	---
240-0459	1.125	1.188	3.563	---	2.750	---	Cross	Regular	2 Plain & 2 Grooved	210-0178 x 210-1204
240-0447	1.125	1.188	3.622	---	2.563	---	Cross	Regular	2 Plain & 2 Grooved	210-0178 x 210-3105
240-1301	1.188	1.231	4.187	---	3.000	---	Cross	Regular	2 Plain & 2 Grooved	210-1301 x 210-0160
250-0906	1.260	1.420	3.490	4.170	---	---	Cross	Regular	4 Plain Bearings	---

Snap Rings

Part#	For U/J Cap Type		Fits Cap Size	Thickness	Q'ty
290-0153-4	Plain Caps	OSR	1.063	0.0591	4
290-0160-13	Plain Caps	OSR	1.188	0.0512	4
290-0178-13	Plain Caps	OSR	1.188	0.0512	4
290-0178-4	Plain Caps	OSR	1.188	0.0591	4
290-0188-13	Plain Caps	OSR	1.375	0.0512	4
290-0464-11	Grooved Caps	ISR	1.375	0.0433	4
290-1203-4	Grooved Caps	ISR	1.063	0.0591	4
290-1204-4	Combination U/J	OSR & ISR	OSR 1.125 / ISR 1.063	0.0591	4
290-1306-4	Grooved Caps	ISR	1.078	0.0591	4
290-3105-4	Grooved Caps	ISR	1.125	0.0591	4

* OSR - Outside Snap Rings

* ISR - Inside Snap Rings

Numerical Listing

<p>210-0102 TRUCK American La France Flexible Mack Oshkosh Peterbilt</p> <p>210-0103 TRUCK Autocar Crane Carrier Diamond Reo Flexible Peterbilt</p> <p>OFF HIGHWAY Caterpillar</p> <p>210-0111 TRUCK American La France Autocar Crane Carrier Diamond Reo FWD Garwood Harnischfeger Mack Oshkosh Peter Pirsch U.S. Military Volvo White White</p> <p>OFF HIGHWAY Caterpillar Euclid Fiat Allis Hyster International Harvester J.I. Case PTO Implements</p> <p>210-0153 TRUCK American Coleman American La France Autocar Chevrolet Truck Crane Carrier Diamond Reo Duplex FWD Flexible Ford Freightliner GMC Truck Garwood Harnischfeger International Harvester Kenworth Mack Marmon Oshkosh Peter Pirsch U.S. Military Volvo White Ward La France White</p> <p>OFF HIGHWAY Adams Letourneau Allis Chalmers Bert-Pyke Clark Eaton Eimco Fiat Allis Gallion Hyster International Harvester J.I. Case Jeffrey</p>	<p>210-0153 (Cont.) OFF HIGHWAY Adams Letourneau Bert-Pyke Blaw Knox Buckeye Ditcher Clark Euclid Fiat Allis Gallion Hobart Hyster International Harvester J.I. Case Jeffrey Joy Massey Ferguson PTO Implements Wabco Wayne Sweeper</p> <p>210-0156 OFF HIGHWAY Jaeger Machine Co.</p> <p>210-0160 TRUCK American Coleman American La France Autocar Brockway Chevrolet Truck Crane Carrier Dart Truck Diamond Reo Divco Duplex FWD Federal Flexible Ford Freightliner GMC Truck Garwood Harnischfeger Hendrickson International Harvester Iveco Kenworth Mack Marmon Oshkosh Peter Pirsch U.S. Military Volvo Ward La France White</p> <p>OFF HIGHWAY Adams Letourneau Allis Chalmers Bert-Pyke Clark Eaton Eimco Fiat Allis Gallion Hyster International Harvester J.I. Case Jeffrey</p>	<p>210-0160 (Cont.) OFF HIGHWAY Joy Raygo Shield Bantam Thew Shovel Timber Jack Westinghouse Air Brake</p> <p>210-0170 TRUCK American La France Autocar Crane Carrier Diamond Reo Flexible Freightliner Kenworth Peter Pirsch Peterbilt Volvo White Ward La France White</p> <p>OFF HIGHWAY Blaw Knox Caterpillar Euclid Fiat Allis Hyster International Harvester J.I. Case PTO Implements Timber Jack Wayne Sweeper</p> <p>210-0178 TRUCK American Coleman American La France Autocar Brockway Chevrolet Truck Crane Carrier Dart Truck Diamond Reo Divco Duplex FWD Federal Flexible Ford Freightliner GMC Truck Garwood Harnischfeger Hendrickson International Harvester Kenworth Mack Marmon Oshkosh U.S. Military Volvo White Ward La France White</p> <p>OFF HIGHWAY Adams Letourneau Allis Chalmers Bert-Pyke Blaw Knox</p>	<p>210-0178 (Cont.) OFF HIGHWAY Bros Buckeye Ditcher Clark Cleveland Curtiss Wright Fiat Allis Hyster International Harvester J.I. Case Jeffrey Joy Michigan Shovel PTO Implements Rex</p> <p>210-0188 TRUCK Volvo</p> <p>210-1200 TRUCK Divco Ford International Harvester</p> <p>OFF HIGHWAY Wayne Sweeper</p> <p>210-1201 TRUCK Ford</p> <p>210-1205 TRUCK American Coleman American La France Divco Dodge Truck Ford Freightliner Hendrickson International Harvester Volvo White White</p> <p>OFF HIGHWAY American Coleman Cleveland Jaeger Machine Co. Wayne Sweeper</p> <p>210-1206 TRUCK American La France Chevrolet Truck Diamond Reo Ford Freightliner GMC Truck Hendrickson International Harvester Volvo White White</p> <p>OFF HIGHWAY Davey Compressor</p> <p>210-1211 TRUCK Dodge Truck Hendrickson</p>
---	---	--	--

Numerical Listing

HEAVY DUTY

210-1214
TRUCK
 International Harvester

210-1300
TRUCK
 Hendrickson
 U.S. Military

OFF HIGHWAY
 American Coleman
 Clark
 Davey Compressor
 Westinghouse Air Brake

210-1301
TRUCK
 Dodge Truck
 Hendrickson
 U.S. Military

OFF HIGHWAY
 American Coleman
 Auburn
 Clark
 Jaeger Machine Co.
 Westinghouse Air Brake

210-1306
TRUCK
 Hendrickson
 U.S. Military

OFF HIGHWAY
 Clark

210-1309
TRUCK
 Dodge Truck
 Hendrickson

OFF HIGHWAY
 Clark

210-2011
OFF HIGHWAY
 Wabco

210-2031
OFF HIGHWAY
 Adams Letourneau
 Austin Western
 Caterpillar
 Fiat Allis
 Wabco

210-3105
TRUCK
 Hendrickson

OFF HIGHWAY
 Austin Western
 International Harvester

210-4015
TRUCK
 Hendrickson
 International Harvester

211-1306
TRUCK
 Hendrickson

220-0032
TRUCK
 International Harvester
 Nissan
 UD Truck

220-0062
TRUCK
 Chevrolet
 GMC Truck
 Isuzu

220-0064
TRUCK
 Chevrolet
 GMC Truck
 Isuzu

220-0065
TRUCK
 Chevrolet
 GMC Truck
 Isuzu

220-0066
TRUCK
 Chevrolet
 GMC Truck
 Isuzu

220-0140
TRUCK
 International Harvester
 Nissan
 UD Truck

220-0163
TRUCK
 Hino

220-0170
TRUCK
 Hino

220-0172
TRUCK
 Hino

220-0180
TRUCK
 Hino

220-0181
TRUCK
 Hino

220-3500
TRUCK
 Iveco
 Saab
 Volvo

220-3800
TRUCK
 Volvo

220-3820
TRUCK
 Volvo

220-4000
TRUCK
 Saab
 Volvo

220-5000
TRUCK
 Volvo

220-7300
TRUCK
 Mercedes Benz

220-7470
TRUCK
 Mercedes Benz

220-7530
TRUCK
 Mercedes Benz

220-7650
TRUCK
 Mercedes Benz

220-9100
TRUCK
 Magirus

220-9101
TRUCK
 Magirus

230-0115
TRUCK
 American La France
 Autocar
 Brockway
 Chevrolet Truck
 Crane Carrier
 Dart Truck
 Diamond Reo
 Dodge Truck
 Duplex
 FWD
 Federal
 Flexible
 Freightliner
 GMC Truck
 Harnischfeger
 Hendrickson
 International Harvester
 Kenworth
 Mack
 Marmon
 Oshkosh
 U.S. Military
 Volvo White
 Ward La France
 White

OFF HIGHWAY
 Bay City
 Blaw Knox
 Fiat Allis
 Hyster
 J.I. Case
 Jaeger Machine Co.
 Jeffrey
 Joy
 Shield Bantam
 Terex
 Thew Shovel
 Timber Jack

230-0124
TRUCK
 American Coleman
 American La France
 Autocar
 Brockway
 Chevrolet Truck
 Crane Carrier
 Dart Truck
 Diamond Reo
 Dodge Truck

230-0124 (Cont.)
TRUCK
 Duplex
 FWD
 Federal
 Flexible
 Ford
 Freightliner
 GMC Truck
 Garwood
 Harnischfeger
 Hendrickson
 International Harvester
 Kenworth
 Mack
 Marmon
 Oshkosh
 Peter Pirsch
 Peterbilt
 U.S. Military
 Volvo White
 Ward La France
 White

OFF HIGHWAY
 Adams Letourneau
 Allis Chalmers
 Clark
 Eimco
 Euclid
 Fiat Allis
 International Harvester
 Jeffrey
 Joy
 Terex
 Thew Shovel
 Wabco

230-0155
TRUCK
 American Coleman
 American La France
 Autocar
 Brockway
 Chevrolet Truck
 Crane Carrier
 Dart Truck
 Diamond Reo
 Dodge Truck
 Federal
 Flexible
 Freightliner
 GMC Truck
 Harnischfeger
 Hendrickson
 International Harvester
 Kenworth
 Mack
 Marmon
 Oshkosh
 Peter Pirsch
 U.S. Military
 Volvo White
 Ward La France
 White

OFF HIGHWAY
 Bay City
 Bert-Pyke
 Eaton
 Euclid

Numerical Listing

<p>230-0155 (Cont.) OFF HIGHWAY Gallion Hyster International Harvester J.I. Case Jeffrey John Deere Joy Shield Bantam Terex Thew Shovel Timber Jack</p> <p>230-0165 TRUCK American Coleman American La France Autocar Brockway Chevrolet Truck Crane Carrier Dart Truck Diamond Reo Dodge Truck FWD Federal Flexible Ford Freightliner GMC Truck Garwood Harnischfeger Hendrickson International Harvester Kenworth Mack Marmon Oshkosh Peter Pirsch Peterbilt Volvo White Ward La France White</p> <p>OFF HIGHWAY Bay City Euclid Gallion Hyster International Harvester J.I. Case Jeffrey Joy Shield Bantam Terex Thew Shovel</p> <p>230-0185 TRUCK Crane Carrier Dart Truck Hendrickson International Harvester Mack</p> <p>OFF HIGHWAY Euclid Jeffrey Terex Wabco</p>	<p>230-0188 TRUCK American Coleman American La France Autocar Brockway Chevrolet Truck Crane Carrier Dart Truck Diamond Reo Dodge Truck Federal Flexible Ford Freightliner GMC Truck Garwood Harnischfeger Hendrickson International Harvester Kenworth Mack Marmon Oshkosh U.S. Military Volvo White Ward La France White</p> <p>OFF HIGHWAY Bert-Pyke Blaw Knox Buckeye Ditcher Eimco Hyster International Harvester Jeffrey Shield Bantam Thew Shovel Timber Jack Wayne Sweeper</p> <p>230-0279 TRUCK American Coleman American La France Autocar Brockway Chevrolet Truck Crane Carrier Dart Truck Diamond Reo Dodge Truck Duplex FWD Federal Flexible Ford Freightliner GMC Truck Garwood Harnischfeger Hendrickson International Harvester Kenworth Mack Marmon Oshkosh Peter Pirsch Peterbilt</p>	<p>230-0279 (Cont.) TRUCK U.S. Military Volvo White Ward La France White</p> <p>OFF HIGHWAY Adams Letourneau Allis Chalmers Bay City Buckeye Ditcher Clark Eimco Euclid Fiat Allis Gallion Hyster J.I. Case Jeffrey Joy Shield Bantam Terex Thew Shovel Wabco</p> <p>230-0280 TRUCK American Coleman American La France Autocar Brockway Chevrolet Truck Crane Carrier Dart Truck Diamond Reo Dodge Truck Duplex FWD Federal Flexible Ford Freightliner GMC Truck Garwood Harnischfeger Hendrickson International Harvester Kenworth Mack Marmon Oshkosh Peter Pirsch Peterbilt U.S. Military Volvo White Ward La France White</p> <p>OFF HIGHWAY Adams Letourneau Allis Chalmers Clark Eimco Euclid Fiat Allis Jeffrey Joy Thew Shovel</p> <p>230-0308 OFF HIGHWAY Clark</p> <p>230-0407 TRUCK American Coleman American La France Autocar Brockway Chevrolet Truck Crane Carrier Dart Truck Diamond Reo Dodge Truck Duplex FWD Federal Flexible</p>	<p>230-0280 (Cont.) OFF HIGHWAY Jeffrey Joy Shield Bantam Terex Thew Shovel</p> <p>230-0281 TRUCK American Coleman American La France Autocar Brockway Chevrolet Truck Crane Carrier Dart Truck Diamond Reo Dodge Truck Duplex FWD Federal Flexible Ford Freightliner GMC Truck Garwood Harnischfeger Hendrickson International Harvester Kenworth Mack Marmon Oshkosh Peter Pirsch Peterbilt U.S. Military Volvo White Ward La France White</p> <p>OFF HIGHWAY Adams Letourneau Allis Chalmers Clark Eimco Euclid Fiat Allis Jeffrey Joy Thew Shovel</p> <p>230-0308 OFF HIGHWAY Clark</p> <p>230-0407 TRUCK American Coleman American La France Autocar Brockway Chevrolet Truck Crane Carrier Dart Truck Diamond Reo Dodge Truck Duplex FWD Federal Flexible</p>
---	--	---	--

Numerical Listing

HEAVY DUTY

230-0407 (Cont.)
TRUCK
 Ford
 Freightliner
 GMC Truck
 Garwood
 Harnischfeger
 Hendrickson
 International Harvester
 Kenworth
 Mack
 Marmon
 Oshkosh
 Peter Pirsch
 Peterbilt
 U.S. Military
 Volvo White
 Ward La France
 White

OFF HIGHWAY
 Adams Letourneau
 Allis Chalmers
 Bay City
 Clark
 Curtiss Wright
 Eimco
 Euclid
 J.I. Case
 Jeffrey
 Joy
 Shield Bantam
 Thew Shovel

230-0558
TRUCK
 Autocar
 Brockway
 Chevrolet Truck
 Dart Truck
 Diamond Reo
 Ford
 Freightliner
 GMC Truck
 International Harvester
 Kenworth
 Mack
 Marmon
 Peterbilt
 Volvo White
 White

OFF HIGHWAY
 Wabco

230-0560
TRUCK
 Autocar
 Brockway
 Chevrolet Truck
 Dart Truck
 Diamond Reo
 Ford
 Freightliner
 GMC Truck
 International Harvester
 Kenworth
 Mack
 Marmon
 Peterbilt
 Volvo White
 White

230-0562
TRUCK
 Autocar
 Brockway
 Chevrolet Truck
 Dart Truck
 Diamond Reo
 Ford
 Freightliner
 GMC Truck
 International Harvester
 Kenworth
 Mack
 Marmon
 Peterbilt
 Volvo White

OFF HIGHWAY
 Fiat Allis

230-0814
TRUCK
 Autocar
 Brockway
 Chevrolet Truck
 Dart Truck
 Diamond Reo
 Ford
 Freightliner
 GMC Truck
 International Harvester
 Kenworth
 Mack
 Marmon
 Peterbilt
 Volvo White
 White

230-2002
TRUCK
 Diamond Reo

OFF HIGHWAY
 Adams Letourneau
 Allis Chalmers
 Austin Western
 Caterpillar
 Clark
 Eimco
 Fiat Allis
 International Harvester
 Michigan Shovel
 Wabco

230-2116
OFF HIGHWAY
 Allis Chalmers
 Austin Western
 Caterpillar
 Clark
 Fiat Allis
 International Harvester
 Komatsu
 Michigan Shovel
 Tow Motor
 Wabco

230-3000
TRUCK
 Autocar
 Volvo White
 White

230-3000 (Cont.)
OFF HIGHWAY
 Adams Letourneau
 Allis Chalmers
 Austin Western
 Caterpillar
 Euclid
 Hyster
 International Harvester
 J.I. Case
 Wabco

230-3012
OFF HIGHWAY
 Adams Letourneau

230-4002
TRUCK
 International Harvester

OFF HIGHWAY
 Allis Chalmers
 Austin Western
 Caterpillar
 Clark
 Curtiss Wright
 Fiat Allis
 Hy Dynamics
 Hyster
 International Harvester
 Massey Ferguson
 Michigan Shovel
 Pettibone Michigan

230-4014
TRUCK
 International Harvester

230-4016
TRUCK
 International Harvester

230-4110
OFF HIGHWAY
 Allis Chalmers
 Caterpillar
 Fiat Allis
 International Harvester

230-4140
OFF HIGHWAY
 Allis Chalmers
 Caterpillar
 Fiat Allis
 Hyster
 International Harvester
 Pettibone Michigan

230-4143
OFF HIGHWAY
 Caterpillar
 Clark
 Eaton
 International Harvester
 Komatsu
 Michigan Shovel
 Timber Jack

230-5000
TRUCK
 Autocar
 International Harvester
 Volvo White
 White

230-5000 (Cont.)
OFF HIGHWAY
 Allis Chalmers
 Austin Western
 Caterpillar
 Eaton
 Fiat Allis
 Hyster
 Ingersol Rand
 International Harvester
 Michigan Shovel
 Pettibone Michigan
 Tow Motor
 Wabco

230-5008
TRUCK
 International Harvester

OFF HIGHWAY
 Adams Letourneau
 Caterpillar
 Clark
 Eaton
 International Harvester
 J.I. Case
 Massey Ferguson
 Michigan Shovel
 Wabco

230-5015
TRUCK
 International Harvester

OFF HIGHWAY
 Clark

230-5121
OFF HIGHWAY
 Allis Chalmers
 Austin Western
 Caterpillar
 Eaton
 Eimco
 Fiat Allis
 International Harvester
 Pettibone Michigan
 Wabco

230-5177
OFF HIGHWAY
 Austin Western
 Caterpillar
 Clark
 Eaton
 J.I. Case
 Wabco

230-5800
TRUCK
 Chevrolet Truck
 GMC Truck
 International Harvester
 Mack

OFF HIGHWAY
 International Harvester

230-5801
TRUCK
 Chevrolet Truck
 Ford
 GMC Truck
 International Harvester
 Mack

Numerical Listing

<p>230-5801 (Cont.) OFF HIGHWAY International Harvester</p> <p>230-5802 TRUCK Chevrolet Truck Ford GMC Truck International Harvester Mack Volvo White White</p> <p>OFF HIGHWAY International Harvester John Deere</p> <p>230-6000 TRUCK Autocar Diamond Reo Ford Freightliner Harnischfeger International Harvester Marmon Volvo White White</p> <p>OFF HIGHWAY Allis Chalmers Austin Western Caterpillar Eaton Euclid Fiat Allis Gallion Grove Hyster Ingersol Rand International Harvester J.I. Case Pettibone Michigan Terex</p> <p>230-6101 TRUCK Autocar Diamond Reo Ford Freightliner Harnischfeger Volvo White White</p> <p>OFF HIGHWAY Eaton Gallion Grove Ingersol Rand</p> <p>230-6102 TRUCK Ford Freightliner International Harvester U.S. Military Volvo White White</p> <p>OFF HIGHWAY Adams Letourneau Austin Western Caterpillar</p>	<p>230-6102 (Cont.) OFF HIGHWAY Eaton Euclid Fiat Allis Hy Dynamics Hyster Ingersol Rand International Harvester J.I. Case Massey Ferguson Terex</p> <p>230-6106 TRUCK Autocar Diamond Reo Ford Freightliner Harnischfeger U.S. Military Volvo White White</p> <p>OFF HIGHWAY Austin Western Caterpillar Clark Eaton Euclid Gallion Hyster Ingersol Rand International Harvester J.I. Case Komatsu Massey Ferguson Michigan Shovel Pettibone Michigan Terex Timber Jack Wabco</p> <p>230-7000 TRUCK Autocar Chevrolet Truck Diamond Reo Ford Freightliner GMC Truck Harnischfeger International Harvester Mack Volvo White White</p> <p>OFF HIGHWAY Allis Chalmers Austin Western Caterpillar Clark Curtiss Wright Eaton Eimco Euclid Fiat Allis Grove Hyster International Harvester J.I. Case John Deere Massey Ferguson Michigan Shovel Pettibone Michigan Terex</p>	<p>230-7000 OFF HIGHWAY Terex Wabco</p> <p>230-7105 TRUCK Autocar Chevrolet Truck Diamond Reo Freightliner GMC Truck Mack Volvo White White</p> <p>OFF HIGHWAY Adams Letourneau Allis Chalmers Austin Western Caterpillar Clark Curtiss Wright Eaton Eimco Euclid Fiat Allis International Harvester J.I. Case John Deere Komatsu Michigan Shovel Terex Timber Jack Wabco</p> <p>230-7202 TRUCK Autocar Chevrolet Truck Diamond Reo Ford Freightliner GMC Truck Harnischfeger International Harvester Volvo White White</p> <p>OFF HIGHWAY Allis Chalmers Austin Western Caterpillar Clark Eaton Eimco Fiat Allis Grove Hyster International Harvester J.I. Case John Deere Massey Ferguson Michigan Shovel Pettibone Michigan Terex</p> <p>230-7204 TRUCK Autocar Volvo White White</p>	<p>230-7206 TRUCK Diamond Reo Freightliner</p> <p>OFF HIGHWAY Curtiss Wright Eaton Eimco Euclid</p> <p>230-8105 TRUCK Autocar Diamond Reo Freightliner Volvo White White</p> <p>OFF HIGHWAY Allis Chalmers Caterpillar Clark Eaton Fiat Allis Grove International Harvester Timber Jack</p> <p>230-8200 TRUCK Autocar Diamond Reo Ford Freightliner International Harvester Mack U.S. Military Volvo White White</p> <p>OFF HIGHWAY Allis Chalmers Caterpillar Curtiss Wright Eaton Euclid Fiat Allis Hyster International Harvester Wabco</p> <p>230-8202 TRUCK Autocar Diamond Reo Ford Freightliner International Harvester Mack Volvo White White</p> <p>OFF HIGHWAY Allis Chalmers Curtiss Wright Eaton Euclid Fiat Allis Hyster International Harvester Terex</p>
---	---	--	---

Numerical Listing

HEAVY DUTY

230-8203**TRUCK**Autocar
Freightliner
Volvo White
White**OFF HIGHWAY**

Gallion

230-8204**TRUCK**Diamond Reo
Freightliner**230-8500****OFF HIGHWAY**Allis Chalmers
Caterpillar
Euclid
Fiat Allis**230-8502****OFF HIGHWAY**Allis Chalmers
Caterpillar
Eaton
Euclid
Fiat Allis
Komatsu**230-9001****TRUCK**

Mack

OFF HIGHWAYAdams Letourneau
Allis Chalmers
Caterpillar
Clark
Curtiss Wright
Eaton
Euclid
Fiat Allis
International Harvester
Komatsu
Terex
Timber Jack
Wabco**230-9002****OFF HIGHWAY**

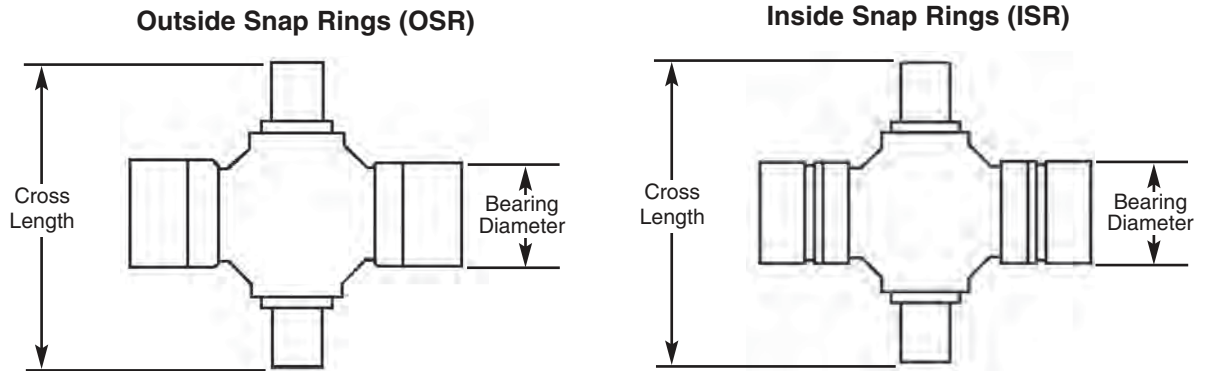
Caterpillar

250-0600**TRUCK**Volvo White
White**OFF HIGHWAY**Adams Letourneau
Caterpillar
Clark
Euclid
Fiat Allis
Gallion
International Harvester
Michigan Shovel
PTO Implements
Terex
Wabco**250-1200****OFF HIGHWAY**Adams Letourneau
PTO Implements**250-1400****TRUCK**

Hendrickson

250-1400**OFF HIGHWAY**Adams Letourneau
Massey Ferguson
PTO Implements**250-3500****TRUCK**Dodge Truck
Hendrickson**250-3500****OFF HIGHWAY**Adams Letourneau
Allis Chalmers
American Coleman
Eaton
Eimco
Fiat Allis
Grove
Hyster
International Harvester
J.I. Case
John Deere
Massey Ferguson
PTO Implements
Westinghouse Air Brake

Domestic PTO Cross & Bearing Kits



<i>Cross Length</i>	<i>Bearing Diameter</i>	<i>Bearing Type</i>	<i>Part No.</i>	<i>Series</i>	<i>Snap Ring</i>
1.875"	0.969"	B	250-0600	1900 Series	ISR
2.063"	0.938"	B	210-0170	1500 Series	ISR
2.078"	2-0.938"	B	251-1501	Combination 1501 x 250-0600	ISR
2.078"	2-0.969"	B	240-0840	1500 Series x 1900 Series	ISR
2.125"	0.969"	B	220-1501	Mechanics 1.5 Series	ISR
2.203"	0.938"	A	220-0500	Spicer 1110 Series	OSR
2.250"	0.875"	A	250-0870	Rockwell I10 Series	OSR
2.250"	1.063"	B	250-1200	1200 Series	ISR
2.375"	1.125"	A	250-1400	1300 Series	OSR
2.718"	0.875"	A**	250-0264	Rockwell 1FR Series	OSR
2.875"	1.000"	B	210-2011	Neapco 1800 Series	ISR
2.937"	1.063"	A	210-0153	1310 Series	OSR
2.937"	1.250"	A	250-3500	1800 Series	OSR
3.687"	1.000"	A**	250-0265	Rockwell 3DR Series	OSR
3.750"	1.310"	B	250-4400	1400 Series	ISR
3.875"	1.375"	A	230-0188	2600 Series	OSR
4.032"	1.531"	A	250-5500	1100 Series	OSR

** Plain bearing with no needles. Knurling on portion of bearing OD.

Finding Domestic PTO Replacement Parts







For cross & bearing kits only — see previous page.
 For yokes, shafts, tubes, etc., you need to identify the series.

Measure the ear hole of the yoke as shown. Refer to the chart.
If the yoke is painted yellow it is probably metric — see next page.

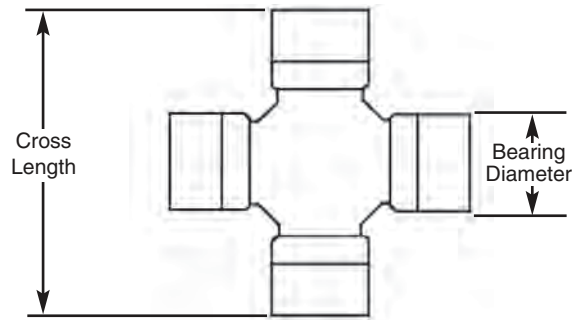
Ear Hole Diameter	Series
9/16"	"W"
15/16" (1-1/2" Between Yoke Ears)	1000
31/32"	6
1-1/16" (1-13/16" Between Yoke Ears)	12
1-1/16" (2-7/16" Between Yoke Ears)	1310
1-1/8"	14
1-1/4"	35
1-5/16"	44
1-3/8"	2600
1-17/32"	55

If the ear hole measures something other than the dimensions listed above, the series is either metric, obsolete or not available. In that case, you'll need to replace the complete assembly using the method below.

Measure the width of the yoke as shown. Use the series indicated.

<p>Use Our 1000 or 6 Series</p>  <p>← 2" To 2-3/8" →</p>	<p>Use Our 12 Series</p>  <p>← 2-1/2" To 2-7/8" →</p>	<p>Use Our 14 Series</p>  <p>← 3" To 3-3/8" →</p>
<p>Use Our 35 Series</p>  <p>← 3-1/2" To 3-7/8" →</p>	<p>Use Our 44 Series</p>  <p>← 4" To 4-3/8" →</p>	<p>Use Our 55 Series</p>  <p>← 4-1/2" or Larger →</p>

Identifying Metric PTO Cross & Bearing Kits













Bearing Diameter	Overall Length	Part No.	Series
0.868" (22mm)	2.12" (54mm)	250-0030	1
	2.15" (55mm)	250-0040	2100/100
0.938" (23.8mm)	2.41" (61mm)	250-0050	2/200/2200
	2.75" (70mm)	250-0070	1/3
1.063" (27mm)	2.94" (74.5mm)	250-0080	4/210/2300
	3.15" (80mm)	250-0110	5
1.188" (30.2mm)	3.62" (92mm)	250-0120	6/220/720
	4.19" (106.5mm)	210-0160	Vehicle/7/Spicer 1410
	2.99" (76mm)	250-0140	2400
1.260" (32mm)	3.5" (90mm)	250-0150*	Walterscheid 11
1.339" (34mm)	3.70" (94mm)	250-0818	7
	4.19" (106.5mm)	250-0170	8
1.418" (36mm)	3.50" (89mm)	250-0200	2500
1.563" (39.7mm)	4.56" (116mm)	220-3500	Hardy Spicer 1510
1.615" (41mm)	4.25" (108mm)	250-0819	—
	4.65" (118mm)	250-0820	—

* U-joint has grooved bearings for inside lock rings and fits yokes with a 2.2" (56mm) inside span.

Domestic PTO Snap Ring U-Joint Finder

Using this chart, a domestic PTO cross & bearing can be correctly identified by matching to the old snap ring. Simply place the old snap ring over the actual size reproduction. The part number of the complete PTO cross & bearing kit is indicated.

PTO

IF THE OLD SNAP RING MATCHES HERE	THE COMPLETE REPLACEMENT CROSS & BEARING IS:	IF THE OLD SNAP RING MATCHES HERE	THE COMPLETE REPLACEMENT CROSS & BEARING IS:
	1.531" (1-17/32") 4.312" (4-5/16") 250-5500		1.310" (1-5/16") 2.795" (2-51/64") 250-4400
	1.251" (1-1/4") 3.219" (1-7/32") 250-3500		1.063" (1-1/16") 1.818" (1-9/11") 250-1200
	1.126" (1-1/8") 2.625" (2-5/8") 250-1400		1.00" (1") 2.344" (2-11/32") 210-2011
	1.005" (1") 3.910" (3-29/32") 250-0265		.938" (15/16") 1.500" (1-1/2") 210-0170
	.875" (7/8") 2.910" (2-29/32") 250-0264		.970" (31/32") 1.444" (1-29/64") 250-0600

Shafting & Tubing

North American Shaft



Stock

Number	Size	Length
251-1584	3/4" Rd.	6'
251-1581	3/4" Sq.	6'
251-1576	7/8" Rd. x 1/4" Keyway	6'
251-1582	7/8" Sq.	6'
251-1587	1 1/8" Hex	6'
251-1627	1 5/16" Sq.	6'
251-1577	1" Rd. x 1/4" Keyway	6'
251-1583	1" Sq.	6'
251-1585	7/8" Hex	6'
251-1877	1 3/16" Sq.	6'
251-1579	1 1/4" Rd. x 5/16" Keyway	6'
251-1979	1 1/4" Sq.	6'
251-1177	1 5/16" Sq.	6'
251-1977	3/4" x 7/8" Rect.	6'
251-1277	1" x 1 1/8" Rect.	6'

Stock

Number	Size	Length
251-1176	1 3/16" Sq.	10'
251-1178	1 5/16" Sq.	10'
251-1974	3/4" x 7/8" Rect.	10'
251-1273	1" x 1 1/8" Rect.	10'
251-1982	1" Hex	6'
251-1983	1 1/4" Hex	6'
251-1880	1 3/16" Sq.	3'
251-1881	1 5/16" Sq.	3'
251-1978	3/4" x 7/8" Rect.	3'
251-1976	1" x 15 Spl.	3'
251-1268	1" x 1 1/8" Rect.	3'
251-1269	1 5/16" x 20 Spl.	3'
251-1174	1 11/16" x 20 Spl.	3'

Set Screws



Stock Number	Head	Size
251-1588	Square	3/8" - 16 x 3/4"
251-1589	Allen	3/8" - 16 x 1/2"

Key Stock



Stock Number	Size	Length
251-1591	3/16"	2'
251-1592	3/16"	4'
251-1593	1/4"	2'
251-1594	1/4"	4'

Stock Number	Size	Length
251-1595	5/16"	2'
251-1596	5/16"	4'
251-1597	3/8"	2'
251-1598	3/8"	4'

North American Tube

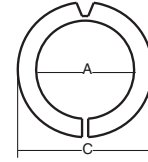
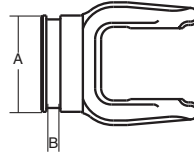


Stock Number	Size	Length
251-1984	1" Sq.	6'
251-1987	1" x 1 1/8" Rect.	6'
251-1908	1 1/4" Sq. (.120 wall)	6'
251-1985	1 1/4" Sq. (.109 wall)	6'
251-1986	1 5/8" Sq.	6'
251-1973	3/4" x 7/8" Rect.	6'
251-1287	1 1/4" x 1 3/8" Rect.	6'
251-1988	3/4" x 7/8" Rect.	10'
251-1288	1 1/4" x 1 3/8" rect.	10'
251-1990	1 1/2" Rd.	6'
251-1387	2" Rd. (.083 wall)	6'
251-1887	2 1/8" Rd. (.120 wall)	6'

Stock Number	Size	Length
251-1187	2 1/2" Rd. (.120 wall)	6'
251-1485	2 3/4" Rd. (.109 wall)	6'
251-1885	2 1/8" Rd. (.083 wall)	6'
251-1388	2" Rd. (.083 wall)	10'
251-1884	2 1/8" Rd. (.120 wall)	10'
251-1188	2 1/2" Rd. (.120 wall)	10'
251-1989	1 1/2" Rd.	3'
251-1389	2" Rd. (.083 Wall)	3'
251-1991	3/4" x 7/8" Rect.	3'
251-1380	1 1/4" x 1 3/8" Rect.	3'
251-1886	2 1/8" Rd. (.120 Wall)	3'
251-1486	2 1/2" Rd. (.120 wall)	3'

Nylon Bearing Repair Kit

North American



(Kit includes nylon bearing and retainer)

NOTE! Not all guard and bearing systems are interchangeable. When purchasing shaft weld and tube weld yokes or guards, make certain there is a proper fit between nylon bearing raceway in yoke and guard.

The nylon bearings provided with our replacement guards are the most popular in the replacement market. If the nylon bearing provided with the guard is not a proper fit, it is essential that the proper nylon is identified and installed to insure proper performance and safety. To assist in ordering the proper nylon, listed below are stock numbers and dimensions for our standard aftermarket and OEM nylons.

PTO

Stock Number	Dim. "A" Yoke Raceway O.D. Nylon Bearing I.D.	Dim. "B" Yoke Raceway Width Nylon Bearing Width	Dim. "C" Nylon Bearing O.D.
251-2000	2 1/8" (2.125")	3/8" (.375")	2 3/4" (2.75")
251-2001	1 3/4" (1.75")	3/8" (.375")	2 3/4" (2.75")
251-2002	2" (2.0")	3/8" (.375")	2 3/4" (2.75")
251-2003	1 3/8" (1.375")	11/32" (.3437")	2" (2.0")
251-2004	1 5/8" (1.625")	11/32" (.3437")	2 3/4" (2.75")
251-2005	2 1/8" (2.125")	3/8" (.375")	3 1/4" (2.25")
251-2011	2 5/8" (2.625")	3/8" (.375")	3 1/4" (2.25")
251-2006	1 3/4" (1.75")	3/8" (.375")	2 1/2" (2.50")
251-2007	1 5/8" (1.625")	11/32" (.3437")	2 1/4" (2.25")
251-2008	2" (2.0")	3/8" (.375")	3 1/4" (3.25")
251-2009	2 17/32" (2.530")	33/64" (.358")	2 49/64" (2.770")
251-1999	1 13/16" (1.825")	9/32" (.2812")	2 3/4" (2.75")
251-1299	2 1/16" (2.0625")	11/32" (.3437")	2 3/4" (2.75")
251-1496	2 7/8" (2.875")	11/32" (.3437")	3 9/16" (3.5625")
251-1899	2 1/16" (2.0625")	11/32" (.3437")	2 3/4" (2.75")
251-1199	2 5/8" (2.625")	3/8" (.375")	3 1/4" (3.25")
251-2010	1 21/32" (1.646")	11/32" (.358")	2 3/4" (2.76")
251-1993	1 25/32" (1.770")	11/32" (.358")	2 3/4" (2.76")
251-1296	2 1/32" (2.021")	11/32" (.358")	2 3/4" (2.76")
251-1898	2 5/32" (2.146")	11/32" (.358")	2 3/4" (2.76")
251-1997	1 61/64" (1.947")	9/32" (.291")	2 1/4" (2.25")
251-1992	2 1/8" (2.125")	21/64" (.341")	2 1/2" (2.50")

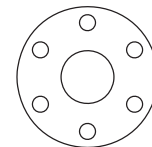
NOTE! 6, 12, 14, 35 Series North American guards will be provided with (2) sets of nylon bearings. To help assure the proper set of nylon bearings are installed, one bearing set will be exactly the same (bearing raceway dimensions) as has always been provided in our aftermarket guards. The other set will be dimensioned to retrofit our OEM raceway. Assembly instructions included with these guards.

Friction Disc

Stock Number	Outer Diameter	Inner Diameter	Thickness
251-1279	5.247"	3 1/2"	1/8"

Shock Absorbing Flexible Coupling Disc

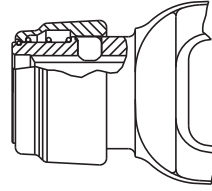
6" O.D.



Stock Number	Description
251-1276	Disc only w/ 5/8" Holes

Locking Device

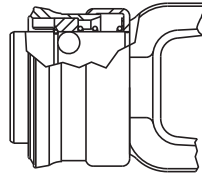
Safety Slide Lock



Our exclusive replacement component, the Safety Slide Lock yoke is locked in place by two hardened pawls with compound radii that conform to the groove in the shaft for full contact.

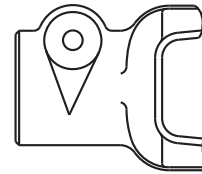
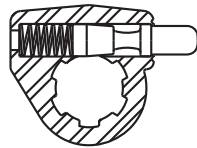
The device is particularly applicable where there is appreciable end thrust.

Spring-Lok



The collar is spring loaded for ease of installation and positive locking to tractor shaft.

Quick Disconnect




A smooth plunger eliminates sharp projections such as x-washers. Trails rather than leads rotation.

Locking Device Repair Kit

*Auto-Lok/ Safety Slide Lock

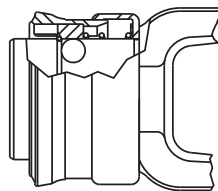
* This repair kit contains both balls & pawls. When repairing the "Safety Slide Lock" use the pawls only and discard the balls. When repairing the "Auto-Lok" use both the balls and the pawls.



Stock Number

251-1618	6 Spl. & 21 Spline
251-1619	20 Spline

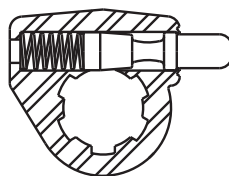
Spring-Lok



Stock Number

251-1621	6 Spl. & 21 Spline
251-1622	1" x 15 Spline

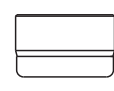
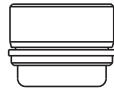
Quick Disconnect



Stock Number

251-1504	6 Spl.
251-1503	21 Spl.
251-1505	20 Spline

QUICK REFERENCE for Cross & Bearing Kits



A Inside Snap Ring located in the cap (Internal)

B Outside Snap Ring located in the yoke (External)

DOMESTIC KITS

PART No.	SERIES	RATED H/P @ 540 RPM	RATED H/P @1000 RPM	BEARING DIAMETER	ISR YOKE OSR OVERALL LENGTH	SNAP RING TYPE
250-0264	Rockwell 1FR	-	-	0.875" (7/8")	2.938" (2-15/16")	B
250-0265	Rockwell 3DR	-	-	1.000" (1")	3.938" (3-15/16")	B
250-0600	6	16	30	0.969" (31/32")	1.453" (1-29/64")	A
210-0170	0675	15	24	0.938" (15/16")	1.500" (1-1/2")	A
250-0810	W	-	-	0.563" (9/16")	1.500" (1-1/2")	Pin & Block
210-0170	1000	15	24	0.938" (15/16")	1.500" (1-1/2")	A
250-1200	12	24	45	1.063" (1-1/16")	2.563" (2-9/16")	A
250-1400	14	33	62	1.125" (1-1/8")	2.625" (2-5/8")	B
210-2011	1800	30	48	1.000" (1")	2.344" (2-11/32")	A
230-0188	2600	100	144	1.375" (1-3/8")	4.188" (4-3/16")	B
250-3500	35	59	111	1.250" (1-1/4")	3.219" (3-7/32")	B
250-4400	44	87	165	1.313" (1-5/16")	2.797" (2-51/64")	A
250-5500	55	121	230	1.531" (1-17/32")	4.313" (4-5/16")	B

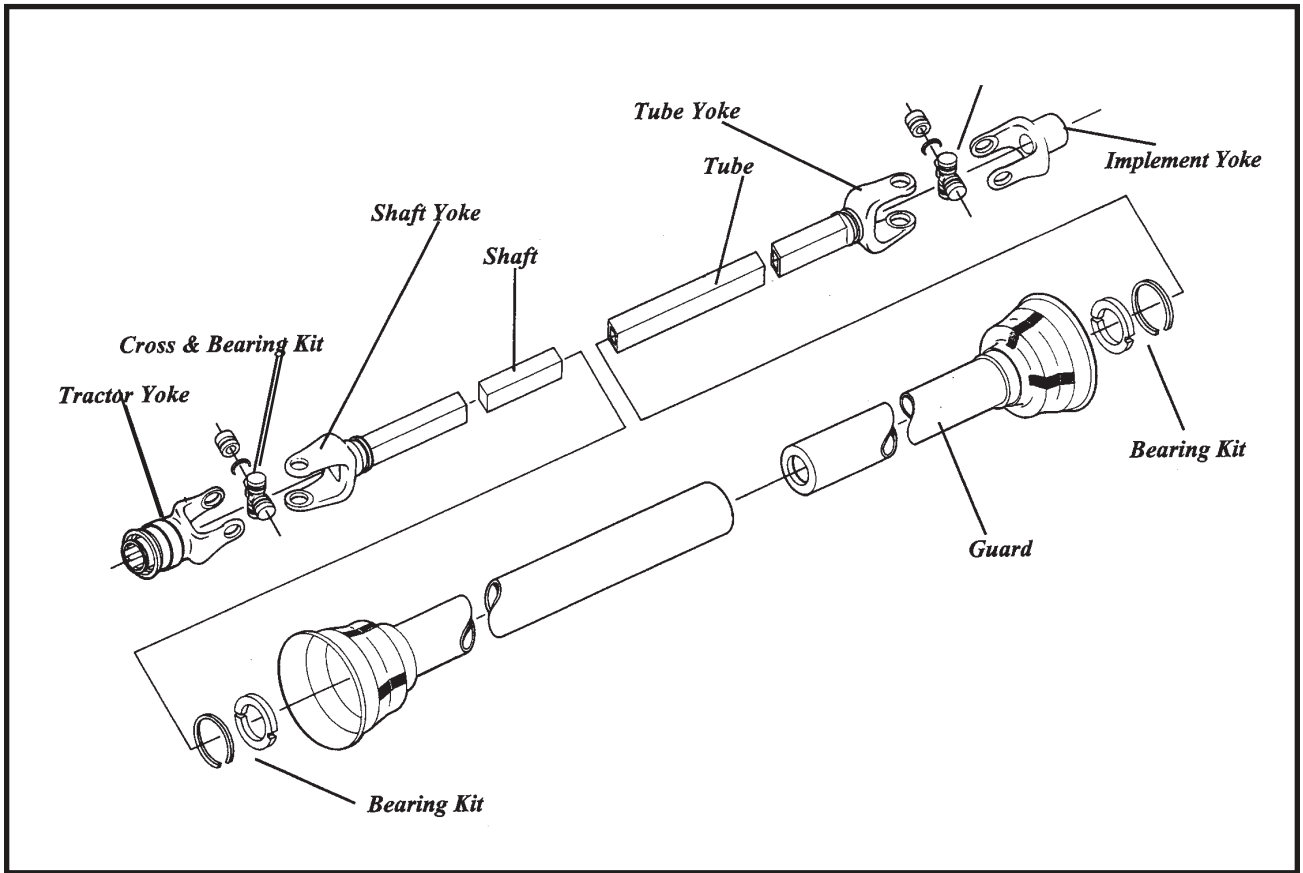
METRIC KITS

PART No.	SERIES	RATED H/P @ 540 RPM	BEARING DIAMETER	ISR YOKE OSR OVERALL LENGTH	SNAP RING TYPE
250-0030	1	16	22.0 mm	54.0 mm	B
250-0050	2	21	23.8 mm	61.2 mm	B
250-0070	3	30	27.0 mm	70.0 mm	B
250-0080	4	35	27.0 mm	74.6 mm	B
250-0110	5	48	30.2 mm	79.4 mm	B
250-0120	6	64	30.2 mm	92.0 mm	B
250-0818	7N	75	34.9 mm	94.0 mm	B
250-0170	8	95	35.0 mm	106.5 mm	B
250-0908	9	120	41.0 mm	108.0 mm	B

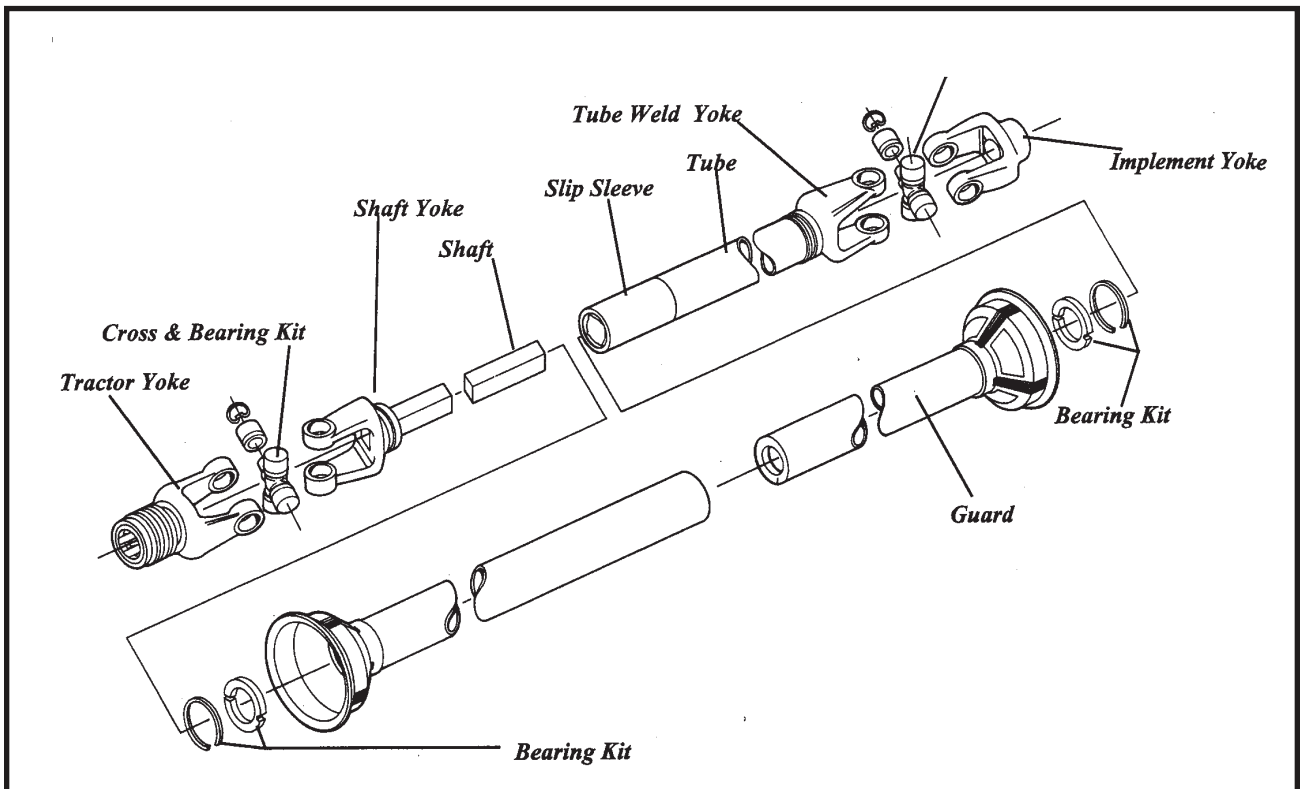
METRIC KITS

PART No.	SERIES	RATED H/P @ 540 RPM	BEARING DIAMETER	ISR YOKE OSR OVERALL LENGTH	SNAP RING TYPE
250-0040	2100	16	22.0 mm	54.8 mm	B
250-0050	2200	26	23.8 mm	61.2 mm	B
250-0070	I	30	27.0 mm	70.0 mm	B
250-0080	2300	37	27.0 mm	74.6 mm	B
250-0120	220	64	30.2 mm	92.0 mm	B
250-0140	2400	53	32.0 mm	76.0 mm	B
250-0200	2500	90	36.0 mm	89.0 mm	B
250-0704	2600	108	42.0 mm	104.0 mm	B

Use this drawing for the 6, 12, 14, W, 675, 1500, 2600 Series



Use this drawing for the 35, 44, 55 Series




6 Series (Reference Precision 1900 Series)

PTO

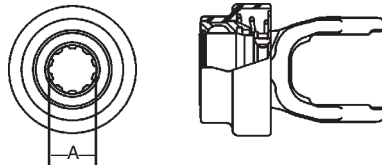
Tractor Yoke

Spring-Lok



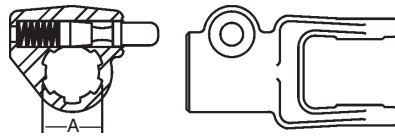
Stock Number	Dim. "A" Bore
251-1960	1 3/8" x 6 Spl.
251-1961	1 3/8" x 21 Spl.

Auto-Lok



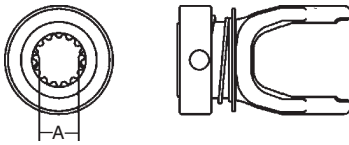
Stock Number	Dim. "A" Bore
251-1914	.981" x 10 Spl.
251-1915	1" x 15 Spl.

Quick Disconnect



Stock Number	Dim. "A" Bore
251-1921	1 3/8" x 6 Spl.
251-1918	1 3/8" x 21 Spl.

Spring-Lok (metal collar) Lawn & Garden



Stock Number	Dim. "A" Bore
251-1951 (Auto Lok)	.98" x 10 Spl.
251-1952 (Spring Lok)	1" x 15 Spl.

Male Spline Lawn & Garden

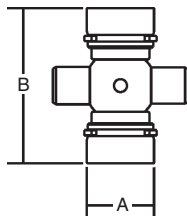


Stock Number	Dim. "A"
251-1953	1" x 15 Spl.

QD Yoke Repair Kit see page 219

Cross & Bearing Kit

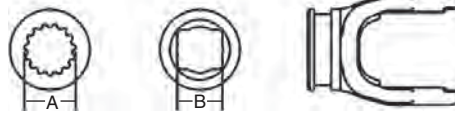
Snap Ring Located
in Bushing



Stock Number	Dim. "A"	Dim. "B"
250-0600	31/32"	2 9/32"


Shaft Weld Yoke

With Bearing Groove



Stock Number	Dim. "A" Bore	Dim. "B" Bore
251-1936		3/4" x 7/8"
251-1939	1" x 15 Spl.	
251-1940		3/4 x 7/8"


Without Bearing Groove



Stock Number	Dim. "A" Bore
251-1945	1" x 15 spl.

Shaft

3/4" x 7/8"
Rectangular



Stock Number	Length
251-1977	6'
251-1974	10'
251-1978	3'

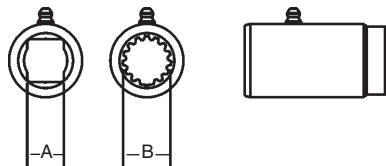
1" x 15 Spline



Stock Number	Length
251-1976	3'

Slip Sleeve

with Grease Groove



Stock Number	Length	Dim. "A" Bore	Dim. "B" Bore	Fits Tube Size
251-1980	4"	3/4" x 7/8" Rect		1 1/2" (.065 Wall)
251-1981	3"		1" x 15 Spl.	1 1/2" (.065 Wall)

Tube

1" x 1 1/8"
Rectangular
O.D.



Stock Number	Length	Fits Shaft
251-1987	6'	3/4" x 7/8"
251-1988	10'	3/4" x 7/8"
251-1991	3'	3/4" x 7/8"

6 Series (cont'd.)

Tube (cont'd.)

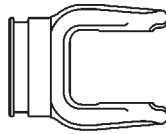
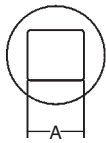
**1 1/2" Round
(.065 Wall)**



Stock Number	Length
251-1990	6'
251-1989	3'

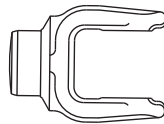
Tube Weld Yoke

With Bearing Groove



Stock Number	Dim. "A" Bore	Fits Tube Size
251-1935	1" x 1 1/8"	
251-1929		1 1/2" (.065 Wall)

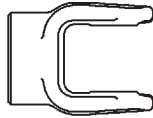
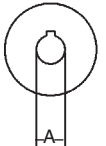
Without Bearing Groove



Stock Number	Fits Tube Size
251-1930	1 1/2" (.065 Wall)
251-1931	1 1/2" (.065 Wall)

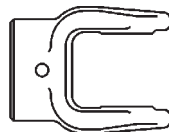
Implement Yoke

Round Bore
With Keyway & Set
Screw



Stock Number	Dim. "A" Bore	Standard Keyway
251-1906	5/8"	3/16"
251-1900	3/4"	3/16"
251-1902	13/16"	3/16"
251-1941	7/8"	3/16"
251-1903	7/8"	1/4"
251-1904	15/16"	1/4"
251-1905	1"	1/4"
251-1907	1 1/8"	1/4"
251-1908	1 1/8"	5/16"
251-1910	1 3/16"	1/4"
251-1912	1 1/4"	1/4"
251-1909	1 1/4"	5/16"

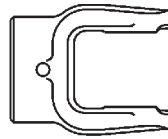
Spline Bore
With 1/4" Pin Hole



Stock Number	Dim. "A" Bore
251-1946	1 3/8" x 6 Spl.
251-1950	1 1/8" x 6 Spl.

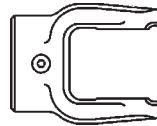
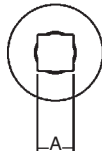
Implement Yoke (cont'd.)

Shear Pin
With 1/4" Pin Hole



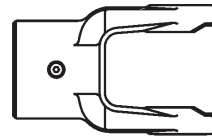
Stock Number	Dim. "A" Bore
251-1932	1"
251-1933	1 1/8"
251-1934	1 1/4"

Square Bore
With Set Screw



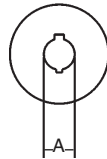
Stock Number	Dim. "A" Bore
251-1917	3/4"
251-1916	7/8"
251-1911	1"
251-1919	1 1/8"
251-1920	1 1/4"

Hex Bore
With Set Screw



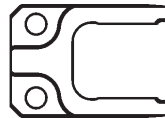
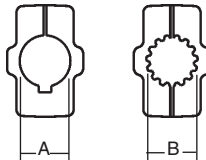
Stock Number	Dim. "A" Bore
251-1913	1 1/8"

Round Bore
Double Keyway & Set Screw



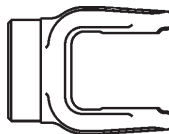
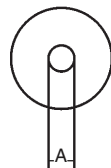
Stock Number	Dim. "A" Bore	Double Keyway
251-1928	5/8"	1/8" & 3/16"
251-1901	3/4"	3/16" & 1/4"
251-1922	13/16"	3/16" & 1/4"
251-1923	7/8"	3/16" & 1/4"
251-1924	1"	3/16" & 1/4"
251-1925	1 1/8"	1/4" & 5/16"
251-1927	1 3/16"	1/4" & 5/16"
251-1926	1 1/4"	1/4" & 5/16"

Clamp Yoke
With Bolt Hole & Set Screw



Stock Number	Dim "A" Bore	Dim "B" Bore	Keyway
251-1958	7/8"		3/16"
251-1956		1" x 15 Spl.	
251-1957	1"		1/4"

Stock Bore
With Hub O. D. Turned



Stock Number	Dim "A" Bore
251-1964	1/2"

6 Series (cont'd.)

Implement Yoke (cont'd.)

**Slip
Sleeve
Yoke**



Stock Number	Dim. "A" Bore	Dim. "B" Bore	Dim. "C" Bore	Dim "D" Length
251-1962	3/4" Sq.			5 1/2"
251-1963	7/8" Sq.			5 1/2"
251-1955		1" x 15 Spl.		5 1/2"
251-1965			3/4" x 7/8" Rect.	5 1/2"

PTO

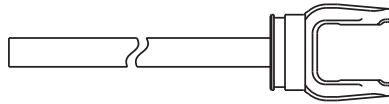
Telescoping Drive Shaft Assembly

48" Overall
Compressed Length
when Yokes are
Added



Stock Number	Overall Compressed Length
251-1948	48"

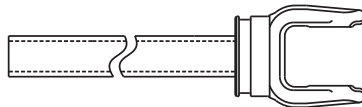
Yoke & Shaft Assembly



Stock Number	Shaft Size	Centerline to End of Shaft Dimension
251-1954	1" x 15 Spl.	12.50"
251-1947	3/4" x 7/8"	38.75"

Yoke & Tube Assembly

**1" x 1 1/8"
Tube**



Stock Number	Fits Shaft	Centerline to End of Tube Dimension
251-1949	3/4" x 7/8"	38.75"

**Round To
Round**
Furnished with
Keyway & Set Screw

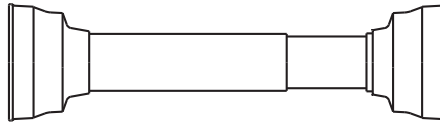


Stock Number	Dim. "A" Bore
253-1900	3/4"
253-1902	1"

Guard

Plastic Guard

(mounting kit only 251-1999)




Stock Number	Bearings	Overall Driveline Length
*251-1998	251-1994	24"
251-1938	**251-1999 & 251-1992	48"

*To order outer guard only use stock #251-1937

** Assembly instructions included with guard

Metal Guard With Bearings

(mounting kit only 251-1999 & 251-1997 - assembly instructions included with guard)



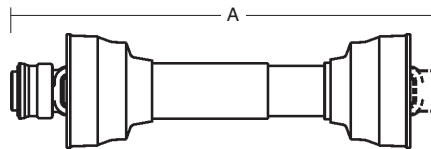
Stock Number	Overall Driveline Length
251-1993	48"

Note: When installing Metal or Plastic Guards observe the following:

- 1) Install proper nylon bearing and retainer (See page 218)
- 2) Check to insure guards turn freely on bearing

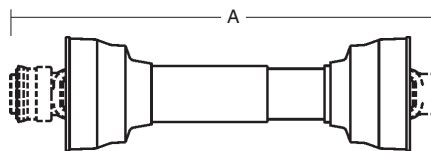
Driveline

Drivelines are furnished without Cross & Bearing Kit and Implement Yoke. Select kit and Implement Yoke as required. When Cross & Bearing Kit and Implement Yoke are assembled, the overall compressed length of the driveline will be 48".

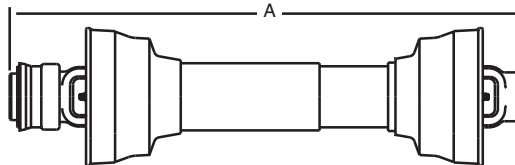


Stock Number	Tractor Yoke	Overall Compressed Length Dim. "A"
253-1916	1 3/8" x 6 Spl. Spring Lok	48"

Drivelines are furnished without Cross & Bearing Kit and Outboard Yokes. Select kit and outboard yokes as required. When cross & bearing kit and outboard yokes are assembled, the overall compressed length of the driveline will be 48".



Stock Number	Overall Compressed Length Dim. "A"
253-1905	48"

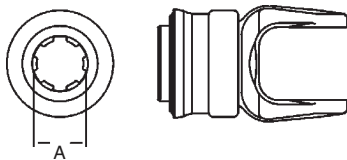


Stock Number	Tractor Yoke	Implement Yoke	Overall Compressed Length Dim. "A"	Application
253-1910	1 3/8" x 6 Spl. Spring Lok	1" Round with 1/2" Shear Pin Hole	39"	Finishing Mower
253-1911	1 3/8" x 6 Spl. Spring Lok	1" Round 1/4" Keyway	48"	Auger
253-1913	1 3/8" x 6 Spl. Spring Lok	1 3/8" x 6 Spl. Spring Lok	27 1/4"	Fertilizer Spreader
253-1915	1 3/8" x 6 Spl. Q.D.	1" Round with Pinhole	38"	All Purpose

12 Series

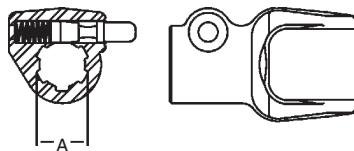
Tractor Yoke

Spring-Lok



Stock Number	Dim. "A" Bore
251-1266	1 3/8" x 6 Spl.
251-1259	1 3/8" x 21 Spl.

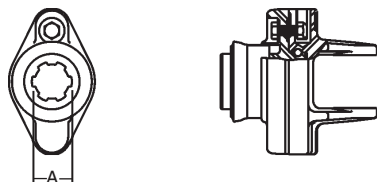
Quick Disconnect



Stock Number	Dim. "A" Bore
251-1291	1 3/8" x 6 Spl.
251-1292	1 3/8" x 21 Spl.

Ball Shear Device

With Spring-Lok



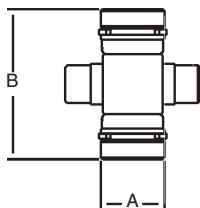
Stock Number	Dim. "A" Bore	Shear Bolt
251-1270	1 3/8" x 6 Spl.	5/16" - 18 Gr. 5
251-1271	1 3/8" x 21 Spl.	5/16" - 18 Gr. 5

QD Yoke Repair Kit

See page 219

Cross & Bearing Kit

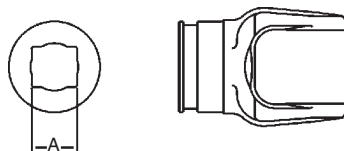
Snap Ring Located in Bushing



Stock Number	Dim. "A"	Dim. "B"
250-1200	1-1/16" (1.063")	2-9/16" (2.562") - Back to Back 1-9/11" (1-818") - Groove to Groove

Shaft Weld Yoke


With Bearing Groove



Stock Number	Dim. "A" Bore
251-1294	1" x 1 1/8"

Shaft

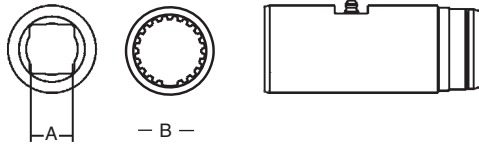
1" x 1 1/8"
Rectangular



Stock Number	Length
251-1277	6'
251-1273	10'
251-1268	3'

Slip Sleeve

with
Grease
Groove



Stock Number	Dim. "A" Bore	Dim. "B" Bore	Length	Fits Tube Size
251-1390	1" x 1 1/8" Rect		5"	2" (.083 Wall)

Tube

1 1/4" x 1 3/8"
Rectangular
O.D.



Stock Number	Length	Fits Shaft
251-1287	6'	1" x 1 1/8"
251-1288	10'	1" x 1 1/8"
251-1380	3'	1" x 1 1/8"

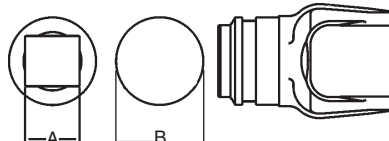
2" (.083 Wall)



Stock Number	Length
251-1387	6'
251-1388	10'
251-1389	3'

Tube Weld Yoke

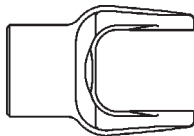
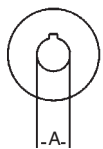
With Bearing Groove



Stock Number	Dim. "A" Bore	Dim. "B" Fits Tube Size
251-1293	1 1/4" x 1 3/8"	
251-1295		2" (.083 Wall)

Implement Yoke

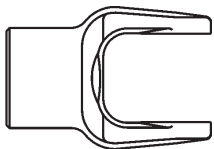
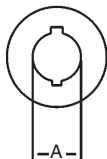
Round Bore With Keyway & Set Screw



Stock Number	Dim. "A" Bore	Standard Keyway	Set Screw	Length
251-1208	3/4"	3/16"		
251-1200	3/4"	3/16"	6 or 12	2 3/4"
251-1201	13/16"	1/4"	6 or 12	2 3/4"
251-1212	7/8"	3/16"	3	
251-1203	7/8"	1/4"	9	2 3/4"
251-1215	15/16"	1/4"		
251-1206	15/16"	1/4"	6 or 12	2 3/4"
251-1211	1"	1/4"	3	3 1/2"
251-1209	1"	1/4"	9	2 3/4"
251-1213	1"	1/4"	None	3 1/2"
251-1210	1"	5/16"	9	2 3/4"
251-1214	1 1/16"	1/4"	9	2 3/4"
251-1216	1 1/8"	1/4"	9	2 3/4"
251-1217	1 1/8"	5/16"	9	2 3/4"
251-1222	1 3/16"	1/4"	3	
251-1221	1 3/16"	5/16"	9	2 3/4"
251-1225	1 1/4"	1/4"	3	
251-1223	1 1/4"	1/4"	9	2 3/4"
251-1227*	1 1/4"	1/4"	None	3 1/2"
251-1226	1 1/4"	5/16"	3	3 1/2"
251-1224	1 1/4"	5/16"	9	2 3/4"
251-1231	1 1/4"	1/4" & 5/16"	3	3 1/2"
251-1229	1 3/8"	5/16"	3	3 1/2"
251-1230	1 1/2"	5/16"	9	3 1/2"
251-1228	1 1/2"	3/8"	3	

*Hole for 5/16" pin on gap at 6-12

Round Bore Double Keyway & Set Screw

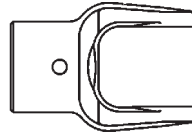
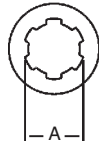


Stock Number	Dim. "A" Bore	Double Keyway
251-1232	1"	1/4" & 3/16"
251-1219	1 1/8"	1/4" & 5/16"
251-1231	1 1/4"	1/4" & 5/16"

Implement Yoke (cont'd.)

Spline Bore

With 21/64" Pin Hole



Stock Number	Dim. "A" Bore	Length
251-1256	1 3/8" x 6 Spl.	2 3/4"
251-1255	1 1/8" x 6 Spl.	
251-1260	1 3/8" x 21 Spl.	

With 5/16" Pin Hole

Stock Number	Dim. "A" Bore	Length
251-1254	1 1/4" x 6 Spl.	3 1/2"
251-1257	1 3/8" x 6 Spl.	3 1/2"

With Set Screw

Stock Number	Dim. "A" Bore	Length
251-1267	7/8" x 13 Spl.	2 3/4"

With Machined Hub

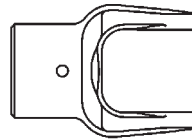

(Post Hole Digger Applications)

Stock Number	Dim. "A" Bore	Length
*251-1258	1 3/16" x 10 Spl.	3 13/16"

*No Pin Hole

Shear Pin

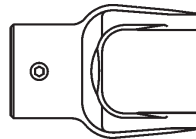
With 1/4" Pin Hole



Stock Number	Dim. "A" Bore
251-1283	1"
251-1284	1 1/8"
251-1285	1 1/4"
251-1286	1 3/8"

Square Bore

With Set Screw



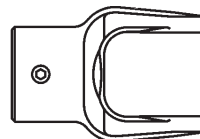
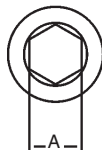
Stock Number	Dim. "A" Bore	Length
251-1242	7/8"	2 3/4"
251-1243	1"	2 3/4"
251-1244	1"	3 1/2"
251-1245	1 1/8"	3 1/2"
251-1250	1 1/4"	

With Hole for 3/8" Pin

Stock Number	Dim. "A" Bore	Length
251-1246	1 1/8"	3 1/2"

Hexagon Bore

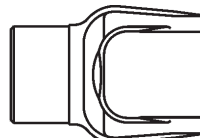
With Set Screw



Stock Number	Dim. "A" Bore
251-1247	1 1/8"

Stock Bore

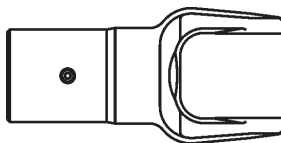
With Hub O. D. Turned



Stock Number	Dim "A" Bore
251-1280	1/2"

Implement Yoke (cont'd.)

Slip Yoke



Stock Number	Dim. "A" Bore	Keyway	Length
251-1263	1" Rd.	1 1/4"	5 1/4"
251-1272	1" Sq.	5 1/6"	5 1/4"
251-1264	1 1/8" Rd.	5/16"	5 1/4"
251-1262	1 1/8" Hex	5/16"	
251-1275	1 1/8" Hex.		5 1/4"
251-1265	1 1/4" Rd.	5/16"	5 1/4"
251-1282	1 1/4" Sp.	6	5 1/4"

Telescoping Drive Shaft Assembly

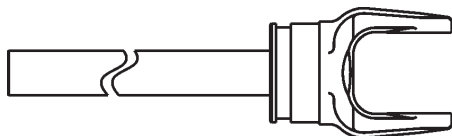
48" OAL
Compressed when
Yokes are Added



Stock Number	Overall Compressed Length
251-1248	48"

Yoke & Shaft Assembly

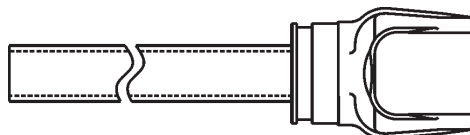
1" x 1 1/8"
Shaft



Stock Number	Centerline to End of Shaft Dimension
251-1241	37.38"
251-1252	49.38"

Yoke & Tube Assembly

1 1/4" x 1 3/8"
Tube



Stock Number	Fits Shaft	Centerline to End of Tube Dimension
251-1249	1" x 1 1/8"	37.38"
251-1261	1" x 1 1/8"	49.38"

Universal Joint

Spring Lok
to Shaft
Weld Yoke




Stock Number	Dim. "A" Bore	Dim. "B" Bore
251-1202	1 3/8" x 6 Spl.	1" x 1 1/8" Rect.

Guard

Plastic Guard With Bearings

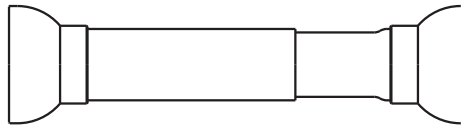
(mounting kit only 251-1999 & 251-1993 - assembly instructions included with guard)



Stock Number	Overall Driveline Length
251-1238	48"
251-1239	60"

Metal Guard With Bearings

(mounting kit only 251-1999 & 251-1992 - assembly instructions included with guard)



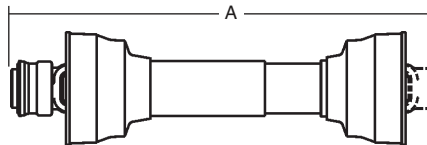
Stock Number	Overall Driveline Length
251-1297	48"
251-1298	72"

Note: When installing Metal or Plastic Guards observe the following:

- 1) Install proper nylon bearing and retainer (See page 218)
- 2) Check to insure guards turn freely on bearing

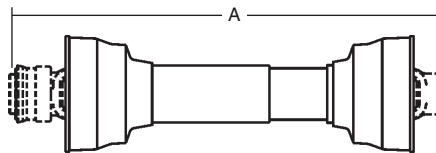
Drivelines

Drivelines are furnished without Cross & Bearing Kit and Implement Yoke. Select kit and Implement Yoke as required. When Cross & Bearing Kit and Implement Yoke are assembled, the overall compressed length of the driveline will be 48" or 60".

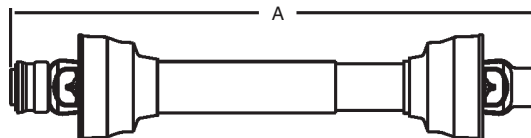


Stock Number	Tractor Yoke	Overall Compressed Length Dim. "A"
253-1200	1 3/8" x 6 Spl. Spring-Lok	48"
253-1203	1 3/8" x 6 Spl. Spring Lok	60"

Drivelines are furnished without Cross & Bearing Kit and Outboard Yokes. Select kit and outboard yokes as required. When cross & bearing kit and outboard yokes are assembled, the overall compressed length of the driveline will be 48" or 60".



Stock Number	Overall Compressed Length Dim. "A"
253-1212	48"
253-1214	60"
253-1207 (With crosses installed)	48"

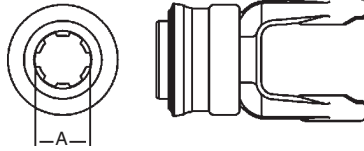


Stock Number	Tractor Yoke	Implement Yoke	Overall Compressed Length Dim. "A"	Application
253-1210	1 3/8" x 6 Spl. Spring Lok	1 1/4" Round 1/4" Keyway	48"	Augers

14 Series

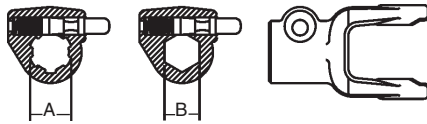
Tractor Yoke

Spring-Lok



Stock Number	Dim. "A" Bore
251-1366	1 3/8" x 6 Spl.
251-1367	1 3/8" x 21 Spl.

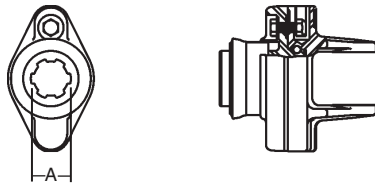
Quick Disconnect



Stock Number	Dim. "A" Bore	Dim. "B" Bore
251-1372	1 3/8" x 6 Spl.	
251-1370		1 1/8" Hex
251-1373	1 3/8" x 21 Spl.	

Ball Shear Device

With Spring-Lok



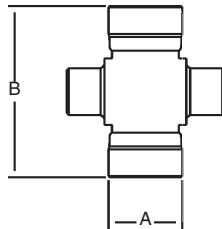
Stock Number	Dim. "A" Bore	Shear Bolt
251-1362	1 3/8" x 6 Spl.	5/16" - 18 Gr. 5
251-1363	1 3/8" x 21 Spl.	5/16" - 18 Gr. 5

QD Yoke Repair Kit

See page 219

Cross & Bearing Kit

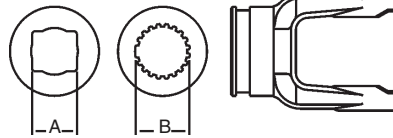
Snap Ring Located in Yoke



Stock Number	Dim. "A"	Dim. "B"
250-1400	1 1/8"	2 5/8"

Shaft Weld Yoke

With Bearing Groove



Stock Number	Dim. "A" Bore	Dim. "B" Bore
251-1374	1" x 1 1/8"	
251-1377		1 5/16" x 20 Spl.

Shaft

1" x 1 1/8"
Rectangular



Stock Number	Length
251-1277	6'
251-1273	10'
251-1268	3'

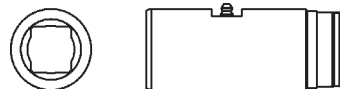
1 5/16" x 20
Spline



Stock Number	Length
251-1269	3'

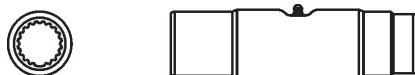
Slip Sleeve

1" x 1 1/8"
Rectangular
with Grease Groove



Stock Number	Length	Fits Tube Size
251-1390	5"	2" (.083 Wall)

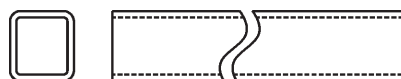
1 5/16" x 20
Spline
with Grease Reservoir



Stock Number	Length	Fits Tube Size
251-1393	8"	2" (.083 Wall)

Tube

1 1/4" x 1 3/8"
Rectangular
O.D.



Stock Number	Length	Fits Shaft
251-1287	6'	1" x 1 1/8"
251-1288	10'	1" x 1 1/8"
251-1380	3'	1" x 1 1/8"

14 Series (cont'd.)

Tube (cont'd.)

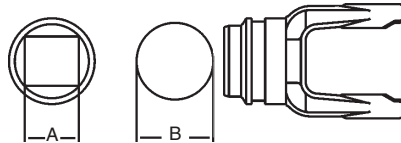
**2" Round
(.083 Wall)**



Stock Number	Length
251-1387	6'
251-1388	10'
251-1389	3'

Tube Weld Yoke

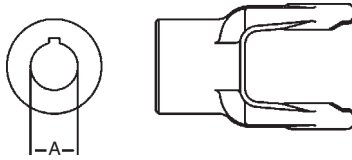
With Bearing Groove



Stock Number	Dim. "A" Bore	Dim. "B" Fits Tube Size
251-1376	1 1/4" x 1 3/8"	
251-1375		2" (.083 Wall)

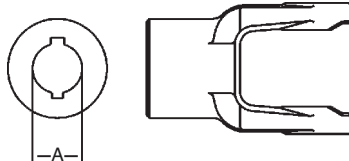
Implement Yoke

**Round Bore
With Keyway & Set
Screw on Ear**



Stock Number	Dim. "A" Bore	Standard Keyway
251-1300	1"	1/4"
251-1304	1 1/8"	1/4"
251-1302	1 3/16"	1/4"
251-1310	1 1/4"	1/4"
251-1303	1 1/4"	1/4"
251-1312	1 3/8"	5/16"
251-1314	1 7/16"	3/8"
251-1313	1 1/2"	3/8"

With Double Keyway
& Set Screw on Ear

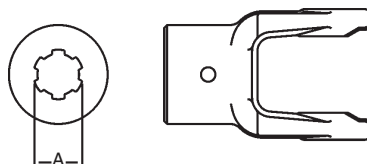


Stock Number	Dim. "A" Bore	Double Keyway
251-1315	1 1/8"	1/4" & 5/16"
251-1316	1 3/16"	1/4" & 5/16"
251-1317	1 1/4"	1/4" & 5/16"

With Keyway on Ear
and Pin Hole on
Gap

Stock Number	Bore	Keyway	Pin Size
251-1311	1 1/4"	5/16"	5/16"
251-1309	1 1/4"	5/16"	3/8"

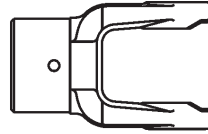
**Spline Bore
With 21/64" Pin Hole**



Stock Number	Dim. "A" Bore
251-1352	1 3/8" x 6 Spl.
251-1350	1 1/8" x 6 Spl.
251-1351	1 1/4" x 6 Spl.
251-1353	1 3/8" x 21 Spl.

Implement Yoke (cont'd.)

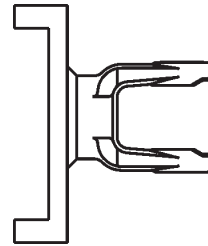
Shear Pin
With 1/4" Pin Hole



Stock Number	Dim. "A" Bore
251-1305	1 1/8"
251-1308	1 1/4"
251-1326	1 3/8"
*251-1424	1 1/2"

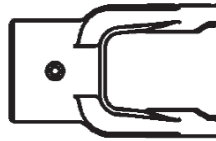
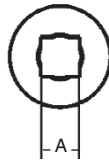
*with 1/4" and 1/2" Pin Hole

Torque Limiter Flange
(Fits Great Lakes Clutch)



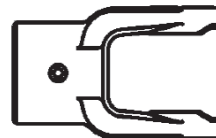
Stock Number	
251-1345	

Square Bore
With Set Screw



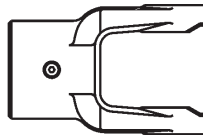
Stock Number	Dim. "A" Bore
251-1319	7/8"
251-1320	15/16"
251-1321	1"
251-1324	1 1/8"
251-1325	1 3/16"
251-1322	1 1/4"

Rectangular Bore



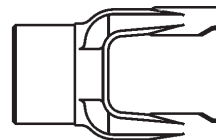
Stock Number	Dim. "A" Bore
251-1323	1 x 1 1/8"

Hexagon Bore
With Set Screw



Stock Number	Dim. "A" Bore
251-1328	1 1/4"
251-1327	1 1/8"

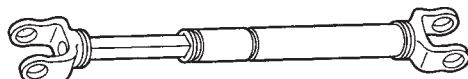
Stock Bore
With Hub O. D.
Turned



Stock Number	Dim "A" Bore
251-1562	3/4"

Telescoping Drive Shaft Assembly

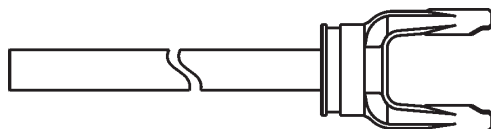
48" OAL
Compressed when
Yokes are Added



Stock Number	Overall Compressed Length
251-1348	48"

Yoke & Shaft Assembly

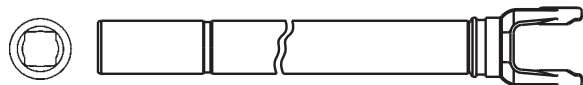
1" x 1 1/8"
Shaft



Stock Number	Centerline to End of Tube Dimension
251-1340	26.12"
251-1347	35.62"
251-1339	47.62"

Yoke, Tube & Sleeve Assembly

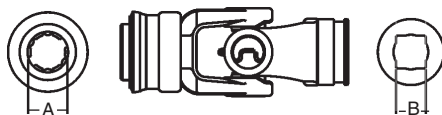
1" x
1 1/8"
Rectangular



Stock Number	Centerline to End of Tube Dimension
251-1343	26.12"
251-1349	35.12"
251-1344	48.12"

Universal Joint

Spring Lok
to Shaft
Weld Yoke




Stock Number	Dim. "A" Bore	Dim. "B" Bore
251-1204	1 3/8" x 6 Spl.	1" x 1 1/8" Rect.

Guard

Plastic Guard With Bearings

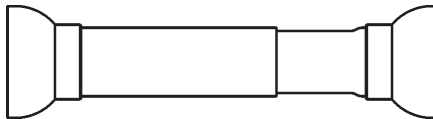
(mounting kit only 251-1299 & 251-1296 - assembly instructions included with guard)



Stock Number	Overall Driveline Length
251-1238	48"
251-1239	60"

Metal Guard With Bearings

(mounting kit only 251-1299 & 251-1997 - assembly instructions included with guard)



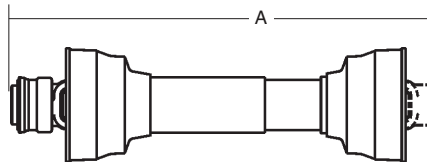
Stock Number	Overall Driveline Length
251-1297	48"
251-1298	72"

Note: When installing Metal or Plastic Guards observe the following:

- 1) Install proper nylon bearing and retainer (See page 218)
- 2) Check to insure guards turn freely on bearing

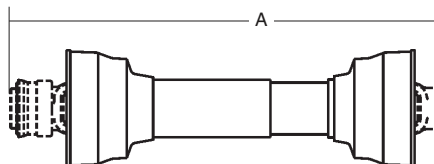
Drivelines

Drivelines are furnished without Cross & Bearing Kit and Implement Yoke. Select kit and Implement Yoke as required. When Cross & Bearing Kit and Implement Yoke are assembled, the overall compressed length of the driveline will be 48" or 60".

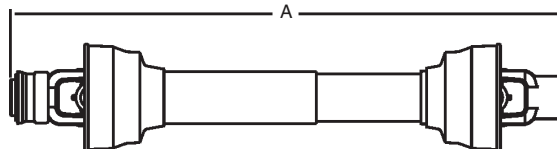


Stock Number	Tractor Yoke	Overall Compressed Length Dim. "A"
253-1300	1 3/8" x 6 Spl. Spring-Lok	48"
253-1305	1 3/8" x 6 Spl. Spring Lok	60"

Drivelines are furnished without Cross & Bearing Kit and Outboard Yokes. Select kit and outboard yokes as required. When cross & bearing kit and outboard yokes are assembled, the overall compressed length of the driveline will be 48" or 60".



Stock Number	Overall Compressed Length Dim. "A"
253-1301	48"
253-1302	60"
253-1304 (With crosses installed)	48"



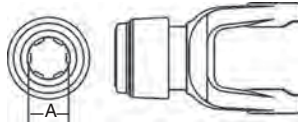
Stock Number	Tractor Yoke	Implement Yoke	Overall Compressed Length Dim. "A"	Application
253-1320	1 3/8" x 6 Spl. Spring Lok	1 3/8" Round 1/2" Shear Pin Hole	30 3/16"	4 ft. Lift Type Rotary Cutter
253-1322	1 3/8" x 6 Spl. Spring-Lok	1 3/8" Round 1/2" Shear Pin Hole	37 3/16"	5 ft. Lift Type Rotary Cutter
253-1325	1 3/8" x 6 Spl. Spring-Lok	1 3/8" Round 1/2" Shear Pin Hole	56 3/16"	5 & 6 ft. Pull Type Rotary Cutter
253-1326	1 3/8" x 6 Spl. Spring-Lok	1 1/4" Round 1/4" Keyway	48"	Auger

35 Series

Tractor Yoke

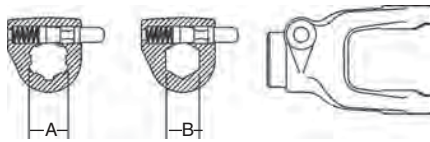
PTO

Safety Slide Lock



Stock Number	Dim. "A" Bore
251-1870	1 3/8" x 6 Spl.
251-1857	1 3/4" x 20 Spl.
251-1871	1 3/8" x 21 Spl.

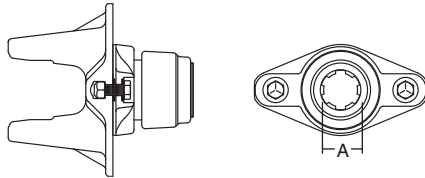
Quick Disconnect



Stock Number	Dim. "A" Bore	Dim. "B" Bore
251-1852	1 3/8" x 6 Spl.	
251-1858		1 1/8" Hex
251-1856	1 3/4" x 20 Spl.	
251-1853	1 3/8" x 21 Spl.	
251-1859	1 3/4" x 6 Spl.	

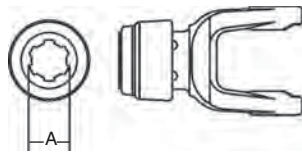
Ball Shear Device

With Safety Slide Lock



Stock Number	Dim. "A" Bore	Shear Bolt
251-1360	1 3/8" x 6 Spl.	(2) 3/8" - 16 Gr. 5
251-1361	1 3/4" x 20 Spl.	(2) 3/8" - 16 Gr. 5
251-1362	1 3/8" x 21 Spl.	(2) 3/8" - 16 Gr. 5

Auto-Lok



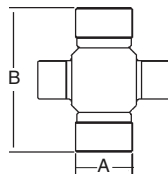
Stock Number	Dim. "A" Bore
251-1817	1 3/8" x 6 Spl.
251-1818	1 3/4" x 20 Spl.
251-1819	1 3/8" x 21 Spl.

QD Yoke Repair Kit

See page 219

Cross & Bearing Kit

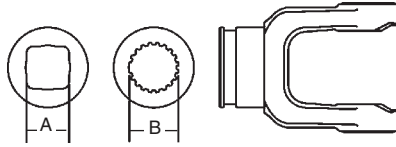
Snap Ring Located in Yoke



Stock Number	Dim. "A"	Dim. "B"
250-3500	1 1/4"	3 7/32"

Shaft Weld Yoke

With Bearing Groove



Stock Number	Dim. "A" Bore	Dim. "B" Bore
251-1854	1 3/16" Sq.	
251-1851		1 5/16" x 20 Spl.
*251-1864		1 11/16" x 20 Spl.

*Use 44 Series Guard

Shaft

1 3/16" Square



Stock Number	Length
251-1877	6'
251-1878	10'
251-1880	3'

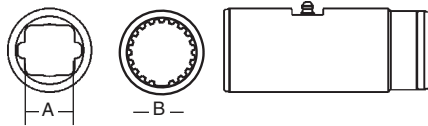
Spline Shaft
Induction Hardened



Stock Number	Dim "A" Size	Length
251-1269	1 5/16" x 20 Spl.	3'
251-1174	1 11/16" x 20 Spl.	3'

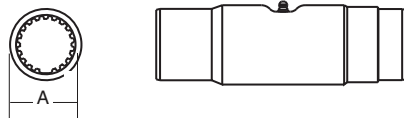
Slip Sleeve

with Grease Groove



Stock Number	Length	Dim. "A" Bore	Dim. "B" Bore	Fits Tube Size
251-1890	5"	1 3/16" Sq.		2 1/8" (.120 Wall)
251-1891	5"	1 3/16" Sq.		2 1/8" (.083 Wall) & 2 1/4" (.120 Wall)
251-1892	8"	1 5/16" Sq.		2 1/2" (.120 Wall)
251-1894	5"		1 11/16" x 20 Sp.	2 1/2" (.120 Wall)

Spline Sleeve
with Grease Reservoir



Stock Number	Length	Dim "A" Bore	Fits Tube Size
251-1893	8"	1 5/16" x 20 Spl.	2 1/8" (.120 Wall)
251-1194	8"	1 11/16" x 20 Spl.	2 1/2" (.120 Wall)

Tube

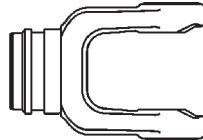


Stock Number	Dim. "A" Size	Length
251-1887	2 1/8" (.120 Wall)	6'
251-1885	2 1/8" (.083 Wall)	6'
251-1884	2 1/8" (.120 Wall)	10'
251-1886	2 1/8" (.120 Wall)	3'

PTO

Tube Weld Yoke

With Bearing Groove



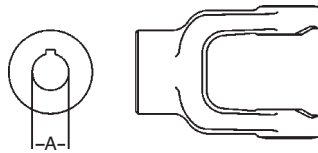
Stock Number	Fits Tube Size
251-1855	2 1/8" (.120 Wall)
*251-1860	2 1/8" (.083 Wall)
*251-1861 with Bore**	2 1/4" (.120 Wall)
*251-1865 with Bore**	2 1/2" (.120 Wall)
*251-1863 with Bore**	2 1/8" (.120 Wall)

*Use 44 Series Guard

**Bore through for telescoping shaft

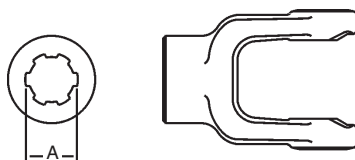
Implement Yoke

Round Bore
With Keyway & Set Screw



Stock Number	Dim. "A" Bore	Standard Keyway
251-1800	1"	1/4"
251-1801	1 1/8"	1/4"
251-1803	1 3/16"	1/4"
251-1805	1 1/4"	1/4"
251-1807	1 1/4"	5/16"
251-1809	1 3/8"	5/16"
251-1811	1 7/16"	3/8"
251-1812	1 1/2"	3/8"
251-1821	1 1/2"	3/8" with Pinhole
251-1813	1 5/8"	3/8"
251-1822	1 3/4"	3/8"

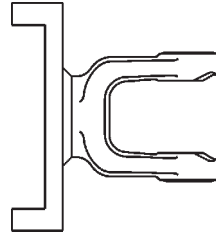
Spline Bore
With 21/64" Pin Hole



Stock Number	Dim. "A" Bore
251-1841	1 1/4" x 6 Spl.
251-1842	1 3/8" x 6 Spl.
251-1843	1 3/8" x 21 Spl.

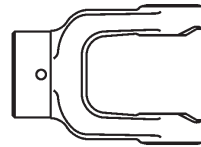
Implement Yoke (cont'd.)

Torque Limiter Flange (Fits Great Lakes Clutch)



Stock Number
251-1845

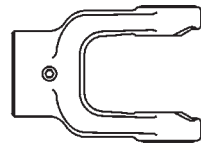
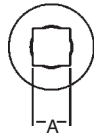
Shear Pin With 1/4" Pin Hole



Stock Number	Dim. "A" Bore
251-1806	1 1/4"
251-1810*	1 3/8"
251-1816	1 1/2"

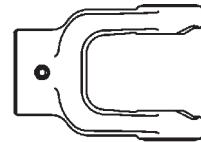
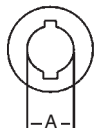
*with 1/2" Pin Hole

Square Bore With Set Screw



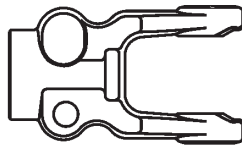
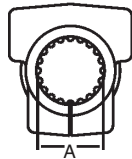
Stock Number	Dim. "A" Bore
251-1820	1"
251-1825	1 1/8"
251-1826	1 3/16"
251-1827	1 1/4"
251-1830	1 1/2"
251-1831	1 5/8"

Round Bore Double Keyway & Set Screw



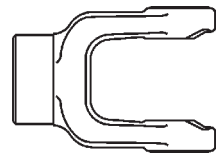
Stock Number	Dim. "A" Bore	Double Keyway
251-1814	1 1/4"	1/4" & 5/16"
251-1815	1 3/8"	5/16" & 3/8"

Clamp Yoke



Stock Number	Dim. "A" Bore
251-1882	1 3/4" x 20 Spl.
251-1888	1 3/8" x 21 Spl.
251-1883	1 3/4" x 27 Spl.

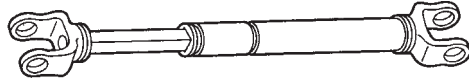
Stock Bore With Hub O. D. Turned



Stock Number	Dim "A" Bore
251-1869	1"

Telescoping Drive Shaft Assembly

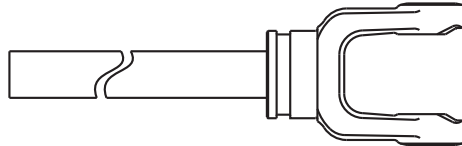
48" OAL
Compressed when
Yokes are Added



Stock Number	Overall Compressed Length
251-1848	48"

Yoke & Shaft Assembly

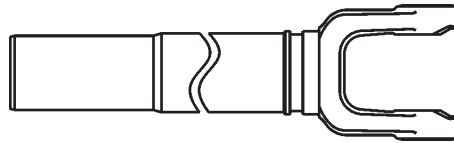
1 3/16"
Square
Shaft



Stock Number	Centerline to End of Tube Dimension
251-1828	17.69"
251-1829	21.69"
251-1834	28.69"
251-1847	33.19"
251-1841	44.94"

Yoke, Tube & Sleeve Assembly

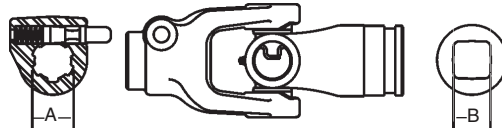
1 3/16"
Square



Stock Number	Centerline to End of Tube Dimension
251-1844	17.69"
251-1846	21.69"
251-1848	29.69"
251-1849	34.69"
251-1876	46.69"

Universal Joints

Quick
Disconnect
to Shaft
Weld Yoke

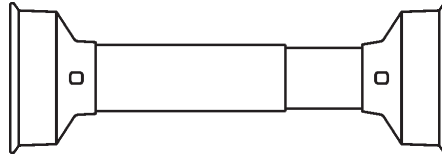


Stock Number	Dim. "A" Bore	Dim. "B" Bore
251-1802	1 3/8" x 6 Spl.	1 3/16" Sq.

Guard

Plastic Guard With Bearings

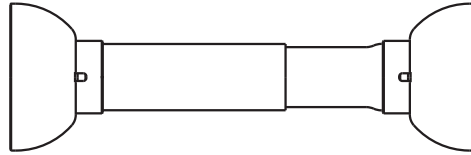
(mounting kit only 251-1899 & 251-1898 - assembly instructions included with guard)



Stock Number	Overall Driveline Length
251-1836	31"
251-1839	35"
251-1838	48"
251-1835	60"

Metal Guard With Bearings

(mounting kit only 251-1299 & 251-1992 - assembly instructions included with guard)



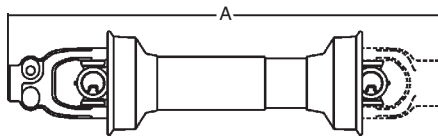
Stock Number	Overall Driveline Length
251-1832	48"
251-1833	72"

Note: When installing Metal or Plastic Guards observe the following:

- 1) Install proper nylon bearing and retainer (See page 218)
- 2) Check to insure guards turn freely on bearing

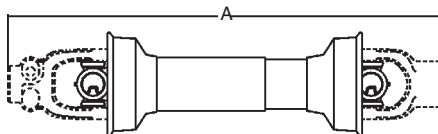
Drivelines

Drivelines are furnished without Cross & Bearing Kit and Implement Yoke. Select kit and yoke as required. When cross & bearing kit and yoke are assembled, the overall compressed length of the driveline will be 31", 35", 48" or 60".

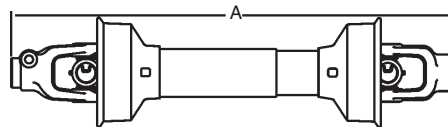


Stock Number	Tractor Yoke	Overall Compressed Length Dim. "A"
251-1800	1 3/8" x 6 Spl.	31"
253-1805	1 3/8" x 6 Spl.	35"
253-1810	1 3/8" x 6 Spl. Quick Disconnect	48"
253-1815	1 3/8" x 6 Spl. Quick Disconnect	60"

Drivelines are furnished without Cross & Bearing Kit and Outboard Yokes. Select kit and outboard yokes as required. When cross & bearing kit and outboard yokes are assembled, the overall compressed length of the driveline will be 48" or 60".



Stock Number	Overall Compressed Length Dim. "A"
253-1820	48"
253-1822	60"
253-1823 with crosses installed	39"
253-1833 with crosses installed	48"



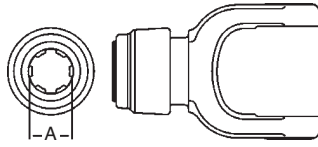
Stock Number	Tractor Yoke	Implement Yoke	Overall Compressed Length Dim. "A"	Application
253-1840	1 3/8" x 6 Spl. Quick Disconnect	1 3/8" Round 1/2" Shear Pin Hole	64 7/8"	7 ft. Pull Type Rotary Cutter
253-1842	1 3/8" x 6 Spl. Quick Disconnect	1 1/2" Round 3/8" Keyway	48"	Pumps
253-1843	1 3/8" x 6 Spl. Safety Slide Lock	1 3/8" x 6 Spl. Safety Slide Lock	36"	All Purpose

44 Series

Tractor Yoke

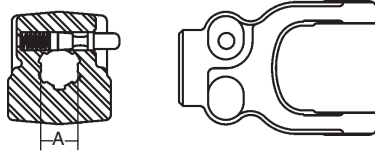
PTO

Safety Slide Lock



Stock Number	Dim. "A" Bore
251-1460	1 3/8" x 6 Spl.
251-1457	1 3/4" x 20 Spl.
251-1461	1 3/8" x 21 Spl.

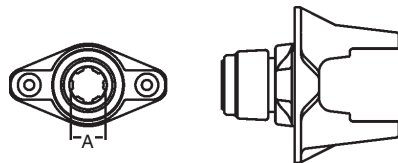
Quick Disconnect



Stock Number	Dim. "A" Bore
251-1452	1 3/8" x 6 Spl.
251-1450	1 3/4" x 20 Spl.
251-1453	1 3/8" x 21 Spl.

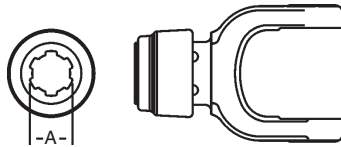
Ball Shear Device

With Safety Slide Lock



Stock Number	Dim. "A" Bore	Shear Bolt
251-1462	1 3/8" x 6 Spl.	(2) 3/8" x 16 Gr. 5
251-1463	1 3/4" x 20 Spl.	(2) 3/8" x 16 Gr. 5
251-1465	1 3/8" x 21 Spl.	(2) 3/8" x 16 Gr. 5

Auto-Lok



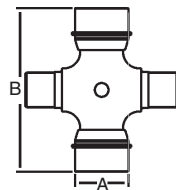
Stock Number	Dim. "A" Bore
251-1413	1 3/8" x 6 Spl.
251-1416	1 3/4" x 20 Spl.
251-1417	1 3/8" x 21 Spl.

QD Yoke Repair Kit

See page 219

Cross & Bearing Kit

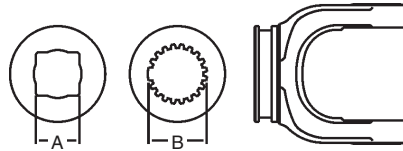
Snap Ring Located in Bushing



Stock Number	Dim. "A"	Dim. "B"
250-4400	1 5/16" (1.313)	2 53/67" (2.791)

Shaft Weld Yoke

With Bearing Groove



Stock Number	Dim. "A" Bore	Dim. "B" Bore
251-1454	1 5/16" Sq.	
251-1464		1 11/16" x 20 Spl.

Shaft

1 5/16" Square



Stock Number	Length
251-1177	6'
251-1178	10'
251-1881	3'

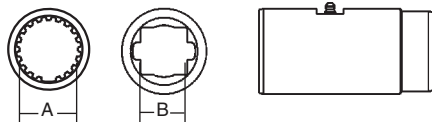
Induction Hardened



Stock Number	Dim "A" Size	Length
251-1269	1 5/16" x 20 Spl.	3'
251-1174	1 11/16" x 20 Spl.	3'

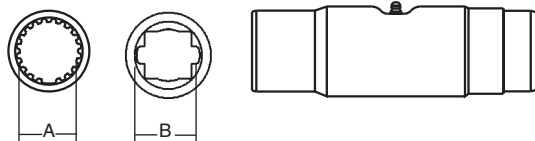
Slip Sleeve

with Grease Groove



Stock Number	Length	Dim. "A"	Dim. "B"	Fits Tube Size
251-1190	5"		1 5/16" Sq.	2 1/2" (.120 Wall)
251-1894	5"	1 11/16" x 20 Spl.		2 1/2" (.120 Wall)

with Grease Reservoir



Stock Number	Dim. "A" Bore	Dim. "B" Bore	Length	Fits Tube Size
251-1893	1 5/16" x 20 Spl.		8"	2 1/2" (.120 Wall)
251-1194	1 11/16" x 20 Spl.		8"	2 1/2" (.120 Wall)
251-1892		1 5/16" Sq.	8"	2 1/2" (.120 Wall)

44 Series (cont'd.)

Tube

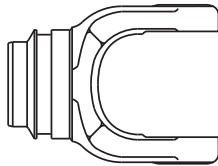
2 1/2" (.120 Wall)



Stock Number	Length
251-1187	6'
251-1188	10'
251-1486	3'

Tube Weld Yoke

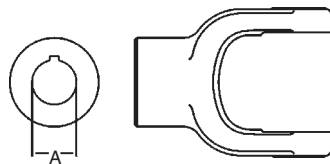
With Bearing Groove



Stock Number	Fits Tube Size
251-1455	2 1/2" (.120 Wall)
251-1459 (with bore)	2 1/2" (.120 Wall)

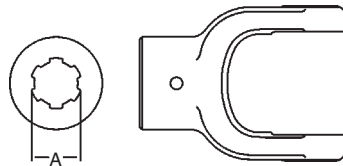
Implement Yoke

Round Bore
With Keyway & Set
Screw



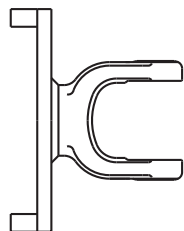
Stock Number	Dim. "A" Bore	Standard Keyway
251-1400	1 1/4"	1/4"
251-1406	1 3/8"	5/16"
251-1404	1 7/16"	3/8"
251-1408	1 1/2"	3/8"
251-1405	1 5/8"	3/8"
251-1412	1 3/4"	3/8"
251-1407	2"	1/2"

Spline Bore
With 21/64" Pin Hole



Stock Number	Dim. "A" Bore
251-1442	1 3/8" x 6 Spl.
251-1437	1 3/8" x 21 Spl.

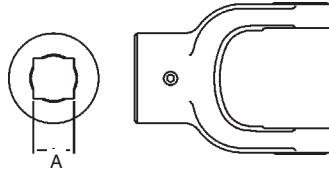
Torque Limiter Flange
(Fits Great Lakes Clutch)



Stock Number
251-1445

Implement Yoke (cont'd.)

Square Bore
With Set Screw



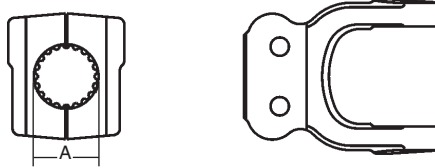
Stock Number	Dim. "A" Bore
251-1451	1 1/8"

Round Bore
Double Keyway & Set Screw



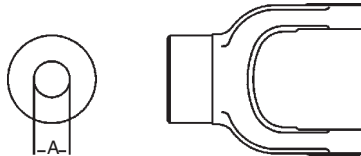
Stock Number	Dim. "A" Bore	Double Keyway
251-1414	1 1/4"	5/16" & 1/4"
251-1415	1 3/8"	5/16" & 1/4"
251-1418	1 1/2"	5/16" & 3/8"

Clamp Yoke



Stock Number	Dim. "A" Bore
251-1479	1 3/8" x 6 Spl.
251-1480	1 3/4" x 20 Spl.
251-1481	1 3/8" x 21 Spl.
251-1482	1 3/4" x 27 Spl.

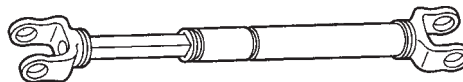
Stock Bore
With Hub O. D. Turned



Stock Number	Dim "A" Bore
251-1469	1"

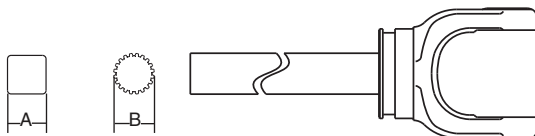
Telescoping Drive Shaft Assembly

48" OAL
Compressed when
Yokes are Added



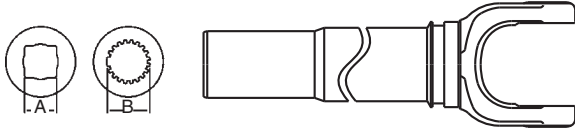
Stock Number	Overall Compressed Length
251-1448	48"

Yoke & Shaft Assembly



Stock Number	Dim. "A"	Dim. "B"	Centerline to End of Shaft Dimension
251-1447	1 5/16" Sq.		33.12"
251-1443	1 5/16" Sq.		45.12"
251-1446		1 11/16" x 20 Spl.	33.12"

Yoke, Tube & Sleeve Assembly



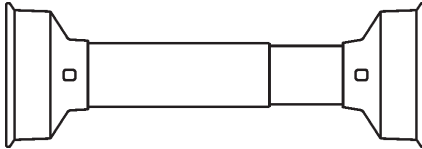
Stock Number	Dim. "A" Bore	Dim. "B" Bore	Centerline to End of Tube Dimension
251-1449	1 5/16" Sq.		35.62"
251-1459	1 5/16" Sq.		45.62"
251-1466		1 11/16" x 20 Spl.	35.62"

PTO

Guard

Plastic Guard With Bearings

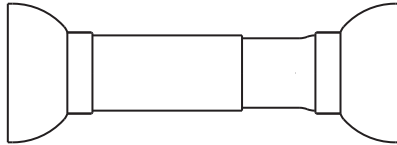
(mounting kit only 251-1199 - assembly instructions included with guard)



Stock Number	Overall Driveline Length
251-1138	48"
251-1438	60"

Metal Guard With Bearings

(mounting kit only 251-1199 - assembly instructions included with guard)

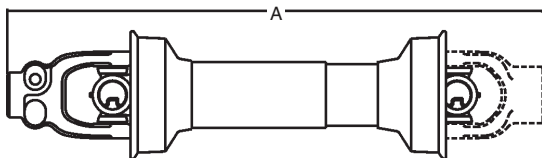


Stock Number	Overall Driveline Length
251-1439	48"
251-1440	72"

Note: When installing Metal or Plastic Guards observe the following:
 1) Install proper nylon bearing and retainer (See page 218)
 2) Check to insure guards turn freely on bearing

Drivelines

Drivelines are furnished without Cross & Bearing Kit and Implement Yoke. Select kit and yoke as required. When cross & bearing kit and yoke are assembled, the overall compressed length of the driveline will be 48" or 60".

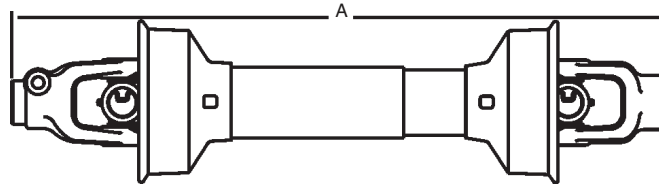
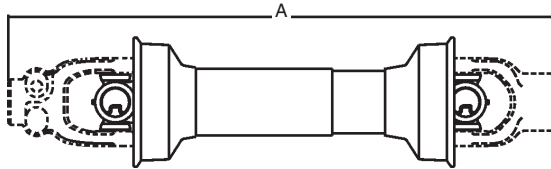


Stock Number	Shaft Size	Tractor Yoke	Overall Compressed Length Dim. "A"
253-1400	1 5/16"	1 3/8" x 6 Spl. QD	48"
253-1405	1 5/16"	1 3/8" x 6 Spl. QD	60"
253-1401	1 11/16" x 20 Spl.	1 3/8" x 6 Spl. SSL	48"

Drivelines (cont'd.)

Drivelines are furnished without Cross & Bearing Kit and Outboard Yokes. Select kit and outboard yokes as required. When cross & bearing kit and outboard yokes are assembled, the overall compressed length of the driveline will be 48" or 60".

Stock Number	Shaft	Overall Compressed Length Dim. "A"
253-1410	1 5/16"	48"
253-1413	1 5/16"	60"
253-1415	1 11/16" x 20 Spl.	48"



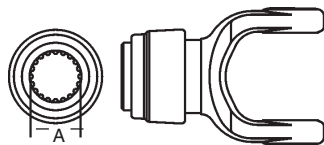
Stock Number	Tractor Yoke	Implement Yoke	Overall Compressed Length Dim. "A"	Application
253-1425	1 3/8" x 6 Spl. Quick Disconnect	1 1/2" Round 3/8" Keyway	48"	Pumps

55 Series

Tractor Yoke

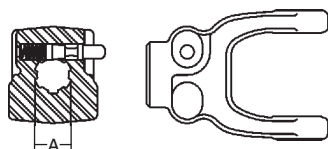
PTO

Safety Slide Lock



Stock Number	Dim. "A" Bore
251-1107	1 3/8" x 6 Spl.
251-1157	1 3/4" x 20 Spl.
251-1119	1 3/8" x 21 Spl.

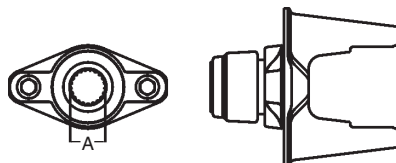
Quick Disconnect



Stock Number	Dim. "A" Bore
251-1106	1 3/8" x 6 Spl.
251-1121	1 3/8" x 21 Spl.
251-1109	1 3/4" x 6 Spl.
251-1120	1 3/4" x 20 Spl.

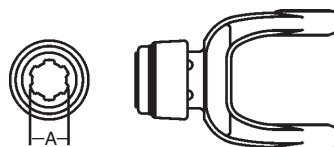
Ball Shear Device

With Safety Slide Lock



Stock Number	Dim. "A" Bore	Shear Bolt
251-1160	1 3/8" x 6 Spl.	(2) 3/8" x 16 Gr. 5
251-1161	1 3/4" x 20 Spl.	(2) 3/8" x 16 Gr. 5
251-1162	1 3/8" x 21 Spl.	(2) 3/8" x 16 Gr. 5

Auto-Lok



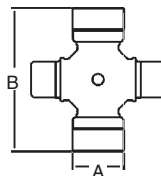
Stock Number	Dim. "A" Bore
251-1110	1 3/8" x 6 Spl.
251-1111	1 3/4" x 20 Spl.
251-1112	1 3/8" x 21 Spl.

QD Yoke Repair Kit

see page 219

Cross & Bearing Kit

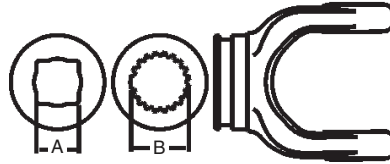
Snap Ring Located in Yoke



Stock Number	Dim. "A"	Dim. "B"
250-5500	1 17/32"	4 5/16"

Shaft Weld Yoke

With Bearing Groove



Stock Number	Dim. "A" Bore	Dim. "B" Bore
251-1155	1 5/16" Sq.	
251-1151	1 3/16" Sq.	
251-1164		1 11/16" x 20 Spl.

Shaft

1 5/16" Square



Stock Number	Length
251-1177	6'
251-1178	10'
251-1881	3'

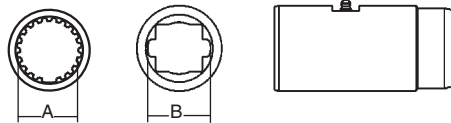
1 11/16" x 20 Spline
Induction Hardened



Stock Number	Dim "A" Size	Length
251-1269	1 5/16" x 20 Spl.	3'
251-1174	1 11/16" x 20 Spl.	3'

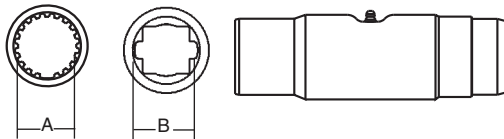
Slip Sleeve

with Grease Groove



Stock Number	Dim. "A"	Dim. "B"	Length	Fits Tube Size
251-1190		1 5/16" Sq.	5"	2 1/2" (.120 Wall)
251-1894	1 11/16" x 20 Spl.		5"	2 1/2" (.120 Wall)

with Grease Reservoir



Stock Number	Dim. "A" Bore	Dim. "B" Bore	Length	Fits Tube Size
251-1893	1 5/16" x 20 Spl.		8"	2 1/2" (.120 Wall)
251-1194	1 11/16" x 20 Spl.		8"	2 1/2" (.120 Wall)
251-1892		1 5/16" Sq.	8"	2 1/2" (.120 Wall)

Tube

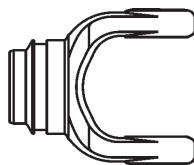
2 1/2" (.120 Wall)



Stock Number	Length
251-1187	6'
251-1188	10'
251-1486	3'

Tube Weld Yoke

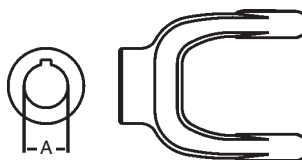
With Bearing Groove



Stock Number	Fits Tube Size
251-1154	2 1/2" (.120 Wall)
251-1152 (with bore)	2 1/2" (.120 Wall)

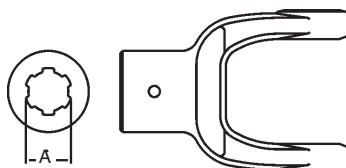
Implement Yoke

Round Bore
With Keyway & Set Screw




Stock Number	Dim. "A" Bore	Standard Keyway
251-1122	1 3/8"	5/16"
251-1124	1 1/2"	3/8"
251-1126	1 5/8"	3/8"
251-1128	1 3/4"	3/8"
251-1132	2"	1/2"

Spline Bore
With 21/64" Pin Hole



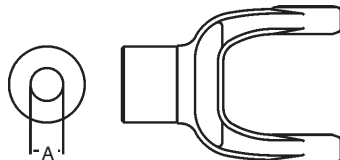
Stock Number	Dim. "A" Bore
251-1140	1 3/8" x 6 Spl.

Clamp Yoke



Stock Number	Dim. "A" Bore
251-1180	1 3/8" x 6 Spl.
251-1182	1 3/4" x 20 Spl.
251-1181	1 3/8" x 21 Spl.
251-1183	1 3/4" x 27 Spl.

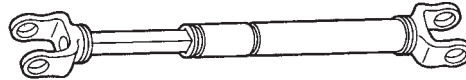
Stock Bore
With Hub O. D.
Turned



Stock Number	Dim "A" Bore
251-1169	1"

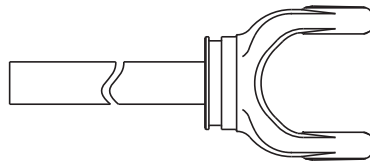
Telescoping Drive Shaft Assembly

48" OAL
Compressed when
Yokes are Added



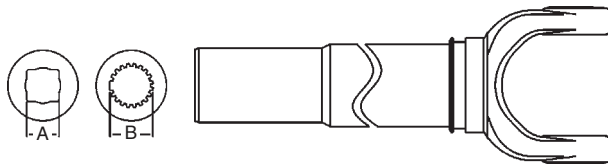
Stock Number	Overall Compressed Length
251-1148	48"

Yoke & Shaft Assembly



Stock Number	Shaft Size	Centerline to End of Shaft Dimension
251-1141	1 5/16"	32.76"
251-1142	1 5/16"	44.88"
251-1147	1 11/16" x 20 Spl.	32.75"

Yoke, Tube & Sleeve Assembly

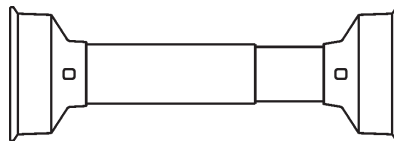


Stock Number	Dim. "A" Bore	Dim. "B" Bore	Centerline to End of Tube Dimension
251-1149		1 11/16" x 20 Spl.	3
251-1156	1 5/16" Sq.		33.38"
251-1158	1 5/16" Sq.		45.38"

Guard

Plastic Guard With Bearings

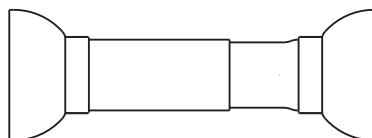
(mounting kit only 251-1199 - assembly instructions included with guard)



Stock Number	Overall Driveline Length
251-1138	48"
251-1438	60"

Metal Guard With Bearings

(mounting kit only 251-1199 - assembly instructions included with guard)



Stock Number	Overall Driveline Length Dim.
251-1439	48"
251-1440	72"

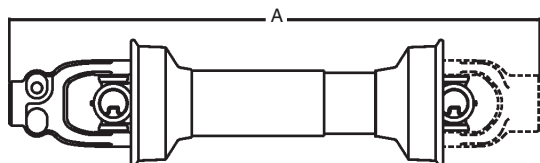
Note: When installing Metal or Plastic Guards observe the following:

- 1) Install proper nylon bearing and retainer (see page 218)
- 2) Check to insure guards turn freely on bearing

Drivelines

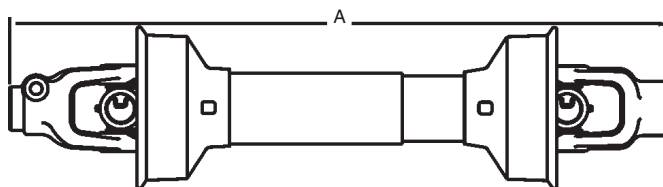
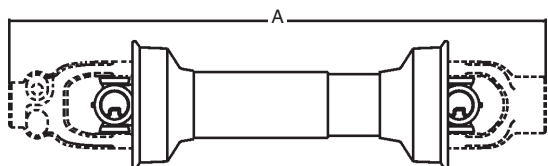
Drivelines are furnished without Cross & Bearing Kit and Implement Yoke. Select kit and yoke as required. When cross & bearing kit and yoke are assembled, the overall compressed length of the driveline will be 48" or 60".

Stock Number	Shaft Size	Tractor Yoke	Overall Compressed Length Dim. "A"
253-1100	1 5/16"	1 3/8" x 6 Spl. Quick Disconnect	48"
253-1105	1 5/16"	1 3/8" x 6 Spl. Quick Disconnect	60"
253-1110	1 11/16" x 20 Spl.	1 3/8" x 6 Spl. Safety Slide Lock	48"



Drivelines are furnished without Cross & Bearing Kit and Outboard Yokes. Select kit and outboard yokes as required. When cross & bearing kit and outboard yokes are assembled, the overall compressed length of the driveline will be 48", 58" or 60".

Stock Number	Shaft	Overall Compressed Length Dim. "A"
253-1115	1 5/16" Sq.	48"
253-1120	1 5/16" Sq.	60"
253-1125	1 11/16" x 20 Spl.	48"
253-1130	1 11/16" x 20 Spl.	58"

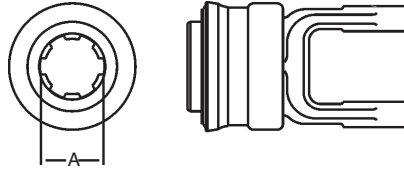


Stock Number	Tractor Yoke	Implement Yoke	Overall Compressed Length Dim. "A"	Application	Shaft Size
253-1830	1 3/8" x 6 Spl. Safety Slide Lock	1 3/8" x 6 Spl. Safety Slide Lock	37"	All Purpose	1 5/16" Sq.
253-1131	1 3/8" x 21 Spl. Safety Slide Lock	1 1/2" Rd. w/KW, (2) Set Screws & Pinhole	42"	All Purpose	1 5/16" Sq.
253-1135	1 3/8" x 21 Spl. Safety Slide Lock	1 1/2" Rd. w/KW and (2) Set Screws	45"	All Purpose	1 11/16" x 20 Spl.
253-1140	1 3/8" x 20 Spl. Safety Slide Lock	1 3/4" Rd. w/KW and (2) Set Screws	46"	All Purpose	1 11/16" x 20 Spl.

W Series

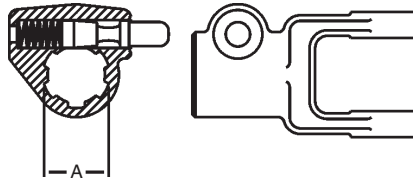
Tractor Yoke

Spring-Lok



Stock Number	Dim. "A" Bore
251-1605	1 3/8" x 6 Spl.

Quick Disconnect

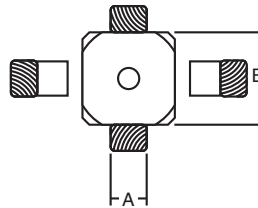


Stock Number	Dim. "A" Bore
251-1620	1 3/8" x 6 Spl.

QD Yoke Repair Kit see page 219

Cross & Bearing Kit (Pin & Block Style)


Zerk Located in Block



Stock Number	Dim. "A"	Dim. "B"
250-0810	9/16"	1 1/2"

Shaft Weld Yoke


With Bearing Groove



Stock Number	Dim. "A" Bore
251-1624	15/16" sQ.

Shaft

15/16" Square

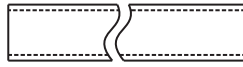


Stock Number	Length	Fits Tube
251-1627	6'	1 1/4" Sq.

W Series (cont'd.)

Tube

1 1/4" Square



Stock Number	Length	Fits Shaft
251-1908	6'	15/16" Sq.

Tube Weld Yoke

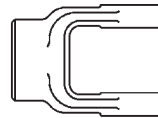
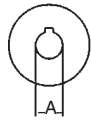
With Bearing Groove



Stock Number	Dim "A" Bore	Fits Tube Size
251-1639	15/16" Sq.	1 1/4"

Implement Yoke


Round Bore
With Keyway & Set
Screw



Stock Number	Dim. "A" Bore	Standard Keyway
251-1608	1"	1/4"
251-1609	1 1/4"	1/4"

Guard

Plastic Guard
With Bearings
(251-2004)

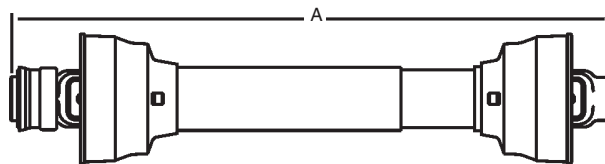


Stock Number	Overall Driveline Length
251-1640	48"

Note: When installing Metal or Plastic Guards observe the following:

- 1) Install proper nylon bearing and retainer (see page 218)
- 2) Check to insure guards turn freely on bearing

Driveline




Stock Number	Tractor Yoke	Implement Yoke	Overall Compressed Length Dim. "A"	Application
253-1600	1 3/8" x 6 Spring Lok	1 1/4" Round 1/4" Keyway	48"	Post Hole Digger
253-1605	1 3/8" x 6 Spring lok	No Implement Yoke & Cross Kit	48"	All Purpose

0675 Series

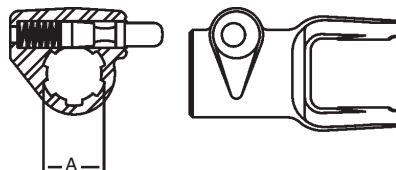
Tractor Yoke

Spring-Lok



Stock Number	Dim. "A" Bore
251-1543	1 3/8" x 6 Spl.

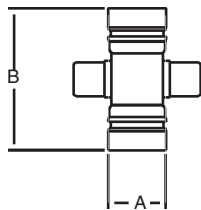
Quick Disconnect



Stock Number	Dim. "A" Bore
253-1515	1 3/8" x 6 Spl.

Cross & Bearing Kit

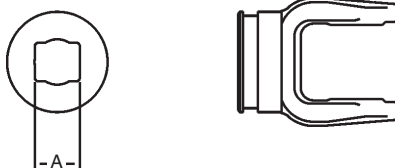
Snap Ring Located in Bushing



Stock Number	Dim. "A"	Dim. "B" Overall	Groove to Groove
210-0170	15/16"	2 5/16"	1 1/2"

Shaft Weld Yoke

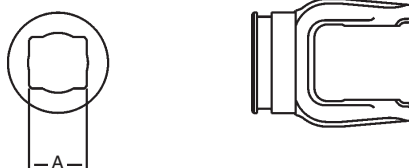
With Bearing Groove



Stock Number	Dim. "A" Bore
251-1558	3/4" x 7/8"

Tube Weld Yoke

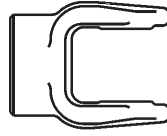

With Bearing Groove



Stock Number	Dim. "A" Bore
251-1559	1" x 1 1/8"

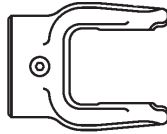
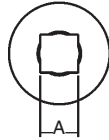
Implement Yoke

Round Bore
With Keyway & Set
Screw



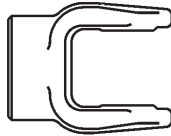

Stock Number	Dim. "A" Bore	Standard Keyway
251-1511	3/4"	3/16"

Square Bore
With Set Screw



Stock Number	Dim. "A" Bore
251-1506	3/4"
251-1508	7/8"

Round Bore
With Double Keyway
& Set Screw

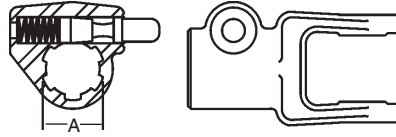


Stock Number	Dim. "A" Bore	Double Keyway
251-1533	7/8"	3/16" & 1/4"
251-1536	1"	3/16" & 1/4"
251-1538	1 1/8"	1/4" & 5/16"

1000 Series

Tractor Yoke

**Quick
Disconnect**



**Stock
Number**

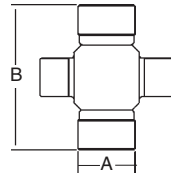
**Dim. "A"
Bore**

251-1566

1 3/8" x 6 Spl.

Cross & Bearing Kit

*Snap Ring Located
in Bushing*



**Stock
Number**

**"A"
Bearing
Dia.**

**"B"
Overall
Length**

**Groove to
Groove**

210-0170 *

15/16"

2 5/16"

1 1/2"

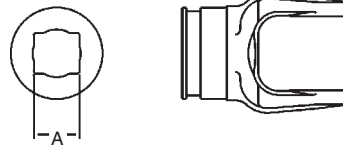
211-0170 **

15/16"

2 5/16"

1 1/2"

Shaft Weld Yoke



**Stock
Number**

**Dim. "A"
Welds to**

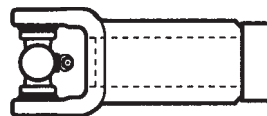
Length

251-1558

3/4" x 7/8" Shaft

2 1/2"

Slip Yoke



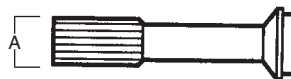
**Stock
Number**

Bore

251-1782

1 1/4" x 16 Spl.

Slip Stub



**Stock
Number**

**Dim. "A"
Bore**

Spline

251-1784

1 1/4"

16

* Angled grease fitting in the center of cross. ** Grease fitting in cap.

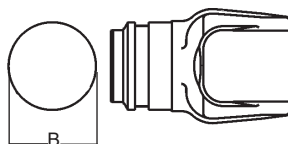
1000 Series (cont'd.)

Tube



Stock Number	Length	Dim. "A" Fits Shaft
251-1387	6"	2"-.083"

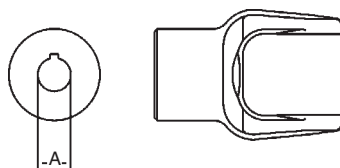
Tube Weld Yoke



Stock Number	Dim. "B" Welds to	Length
251-1559	1" x 1 1/8" Tube	2 1/2"
251-1786	2"-.083" Wall Tube	1 3/4"

Standard 2 1/2" End Yokes

Round Bore
With Keyway on Gap
at 12

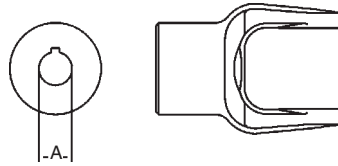


Stock Number	Dim. "A" Bore	Keyway	Set Screw
251-1510	5/8"	3/16"	3 or 9
251-1512	3/4"	3/16"	6
251-1511	3/4"	3/16"	9
251-1535	3/4"	1/4"	9
251-1517	13/16"	3/16"	9
251-1513	13/16"	1/4"	9
251-1570	13/16"	3/16" & 1/4"	9
251-1546	7/8"	3/16"	9
251-1518	7/8"	1/4"	6
251-1516	7/8"	1/4"	9
251-1571	7/8"	3/16" & 1/4"	9
251-1519	15/16"	1/4"	9
251-1548	1"	3/16"	9
251-1522	1"	1/4"	6
251-1521	1"	1/4"	9
251-1524*	1"	1/4"	9
251-1572	1"	3/16" & 1/4"	9
251-1525	1 1/16"	1/4"	3 or 9
251-1527	1 1/8"	1/4"	9
251-1526	1 1/8"	5/16"	9
251-1573	1 1/8"	1/4" & 5/16"	9
251-1574	1 3/16"	1/4" & 5/16"	9
251-1528	1 3/16"	5/16"	9
251-1552	1 1/4"	1/4"	9
251-1530	1 1/4"	5/16"	6
251-1529	1 1/4"	5/16"	9
251-1575	1 1/4"	1/4" & 5/16"	9
251-1553	1 3/8"	5/16"	9

*Same as 251-1521 except with 2" diameter hub

Standard 2 1/2 End Yokes (cont'd.)

Round Bore
With Shear Pin Hole

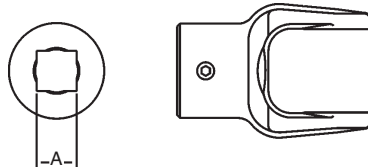


Stock Number	Dim. "A" Bore	Pin Size
251-1520	15/16"	#6 Taper
251-1550	1"	1/4"
251-1523	1"	3/8"
251-1531	1 1/4"	5/16"
251-1532	1 1/2"	1/4"

Plain Round Bore

Stock Number	Dim. "A" Bore
251-1515	3/4"

Square Bore
With Set Screw



Stock Number	Dim. "A" Bore
251-1534	3/4"
251-1537	7/8"
251-1539	1"

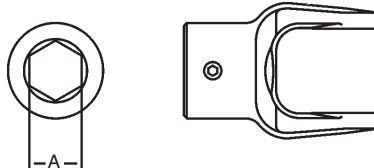
With Pin Hole

Stock Number	Dim. "A" Bore	Pin Size
251-1554	3/4"	5/16"
251-1556	1"	3/8"

Plain

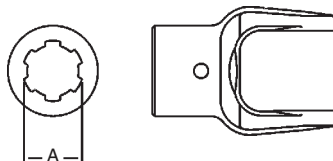
Stock Number	Dim. "A" Bore
251-1557	1 1/8"

Hex Bore
With Set Screw



Stock Number	Dim. "A" Bore
251-1560	7/8"
251-1540	1 1/8"

Spline Bore
With Set Screw



Stock Number	Dim. "A" Bore	Spline
251-1567	7/8"	13

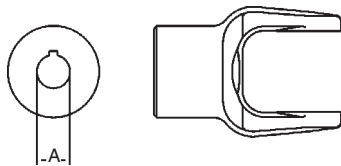
With Hole for 5/16" Pin

Stock Number	Dim. "A" Bore	Spline
251-1542	1 1/8"	6
251-1545	1 3/8"	6

PTO

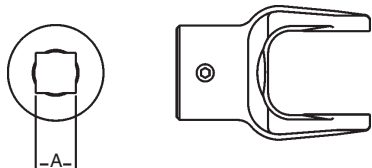
Special Order Short 1 11/16" End Yokes

Round Bore
With Keyway on Gap and
Set Screw on Ear



Stock Number	Dim. "A" Bore	Keyway
251-1708	5/8"	3/16"
251-1700	3/4"	3/16"
251-1702	13/16"	1/4"
251-1703	7/8"	1/4"
251-1705	1"	1/4"

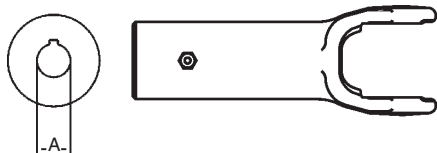
Square Bore
With Set Screw



Stock Number	Dim. "A" Bore
251-1706	3/4"
251-1707	7/8"

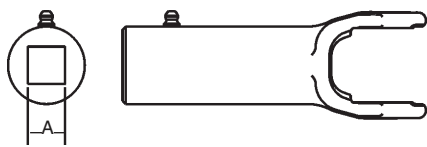
Standard 5 1/2" Slip Yokes

Round Bore
With Keyway on
Gap and
Grease Fitting
Opposite



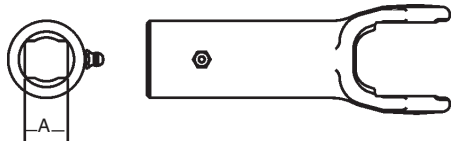
Stock Number	Dim. "A" Bore	Keyway
251-1750	3/4"	3/16"
251-1751	13/16"	1/4"
251-1752	7/8"	1/4"
251-1754	1"	1/4"
251-1767	1 1/8"	1/4"
251-1755	1 1/8"	5/16"
251-1756	1 1/4"	5/16"

Square Bore
With Grease Fitting



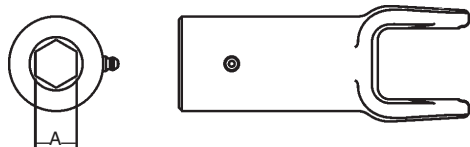
Stock Number	Dim. "A" Bore
251-1759	3/4"
251-1760	7/8"
251-1761	1"

Rectangular Bore
With Grease Fitting



Stock Number	Dim. "A" Bore
251-1769	3/4" x 7/8"

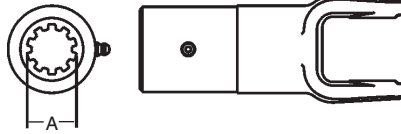
Hex Bore
With Grease Fitting



Stock Number	Dim. "A" Bore
251-1772	7/8"
251-1766	1 1/8"

Standard 5 1/2 Slip Yokes (cont'd.)

Spline Bore
With Grease Fitting



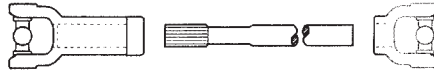
Stock Number	Dim. "A" Bore	Spline
251-1763	1 1/8"	10
251-1765	1 1/4"	6

With Grease Fitting
and Dust Seal
Dust Seal Only 251-1799

Stock Number	Dim. "A" Bore	Spline
251-1782	1 1/4"	16

Unwelded Splined Slip Assembly

1 1/4" - 16 Spline



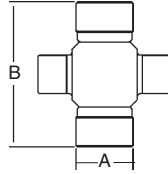
Stock Number	Center Bore to Center Bore
251-1780	5' 8"

1310 Series

PTO

Cross & Bearing Kits

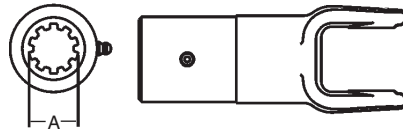
Grease Fitting in Cross - 210-0153
Grease Fitting in Bearing - 218-0153



Stock Number	Dim. "A"	Dim. "B"	Dim. "C"
210-0153	3.22"	1.063"	3.4" to 3.5"
218-0153	3.22"	1.063"	3.4" to 3.5"

Slip Yokes

Spline Bore
With Grease Fitting and
Dust Seal



With Set Screw

Stock Number	"A" Bore	Spline	Length
251-1382	1 3/8"	16"	5 3/8"
251-1383	1 3/8"	16"	6"

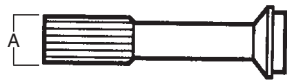
Stock Number	"A" Bore	Spline	Length
251-1392	7/8"	13	2 9/16"

Slip Shaft



Stock Number	Dim. "A"	Spline	Length
251-1385	1 3/8"	12	24"

Slip Stub



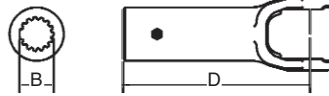
Stock Number	Dim. "A"	Spline
251-1384	1 3/8"	12

1310 Series Tubing

Stock Number	Dim. "A" Length	Fits Shaft
251-1387	6'	2"-.083"



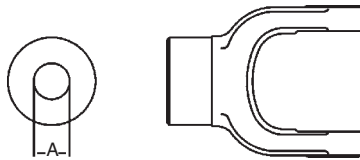
Weld Yokes



Stock Number	Dim. "B" Welds to	Dim. "D" Length
251-1386	2"-.083" Wall Tube	1 11/16"
251-1389	1 3/8" Shaft	2 9/16"

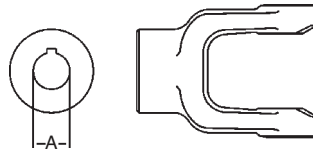
End Yokes

Plain Round Bore



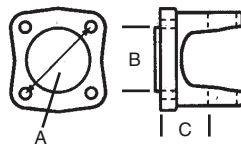
Stock Number	Dim. "A" Bore	Hub OD	Length
251-1391	3/4"	2"	2 9/16"
251-1389	1 3/8"	2"	2 9/16"

Round Bore With Keyway on Ear and Set Screw Opposite Keyway



Stock Number	Dim. "A" Bore	Keyway	Length
251-1395	1"	1/4"	2 9/16"
251-1396	1 1/8"	1/4"	2 9/16"
251-1397	1 1/4"	5/16"	2 9/16"
251-1398	1 3/8"	3/8"	2 9/16"

Flange Yoke

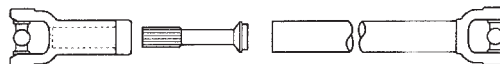


Stock Number	Bolt Circle	Bolt Size	Pilot Diameter	Length
251-1379	3 1/8"	3/8"	M 2 3/8"	1 3/8"

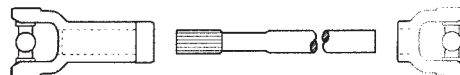
A = Bolt Circle; B = Pilot Diameter; C = Length

Unwelded Splined Slip Assemblies

1 3/8" - 16 Spline



Stock Number
251-1380

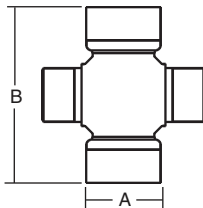


Stock Number
251-1381

1800 Series

Cross & Bearing Kit

Interchanges with Neapco
Snap Ring Located in Bushing



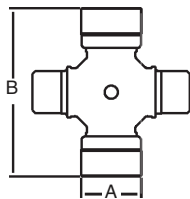
Stock Number	Dim. "A"	Dim. "B"
210-2011	1"	3 7/16"

PTO

1 FR Series

Cross & Bearing Kit

Snap Ring Located in Yoke

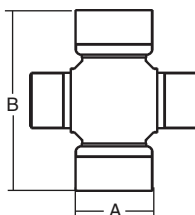


Stock Number	Dim. "A"	Dim. "B"
250-0264	7/8"	2 15/16"

3 DR Series

Cross & Bearing Kit

Snap Ring Located in Yoke

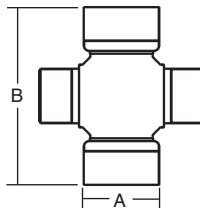


Stock Number	Dim. "A"	Dim. "B"
250-0265	1"	3 15/16"

Vehicular

Cross & Bearing Kit

Interchanges with Spicer

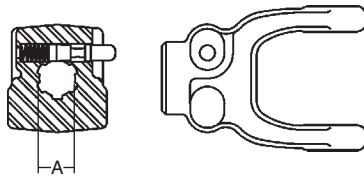


Stock Number	Spicer U-Joint Series	Dim. "A"	Dim. "B"
210-0153	1310	1 1/16"	3 7/32"
210-0178	1350	1 3/16"	3 5/8"
210-0160	1410	1 3/16"	4 3/16"

2600 Series

Tractor Yoke

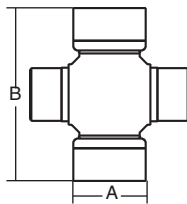
Quick Disconnect



Stock Number	Dim. "A" Bore	Spline
251-1472	1 3/8"	6
251-1473	1 3/8"	21
251-1470	1 3/4"	20

Cross & Bearing Kit

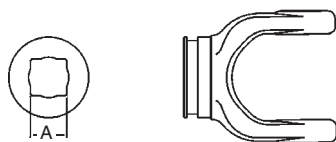
Snap Ring Located in Yoke



Stock Number	Dim. "A"	Dim. "B"
230-0188	1 3/8"	4 3/16"

Shaft Weld Yoke

With Bearing Groove



Stock Number	Dim. "A" Bore
251-1474	1 5/16" Sq.

Shaft

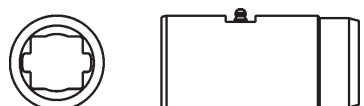
1 5/16" Square



Stock Number	Length
251-1177	6'
251-1178	10'
251-1881	3'

Slip Sleeve

1 5/16" Square with Grease Groove



Stock Number	Length	Fits Tube Size
251-1492	5	2 3/4" (.109 Wall)

Tube

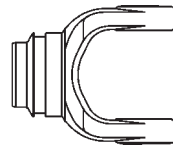
2 3/4" (.109 Wall)



Stock Number	Length
251-1485	6'

Tube Weld Yoke

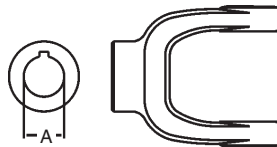
with Bearing Groove



Stock Number	Fits Tube Size
251-1475	2 3/4" (.109 Wall)

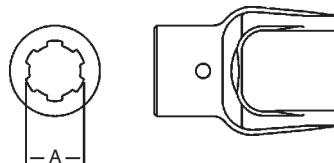
End Yokes

Round Bore
With Keyway on Ear and
Set Screw on Keyway



Stock Number	Dim. "A" Bore	Keyway
251-1426	1 3/8"	5/16"
251-1428	1 1/2"	3/8"
251-1432	1 3/4"	3/8"

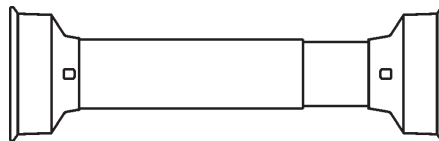
Spline Bore
With Hole for 5/16" Pin



Stock Number	Dim. "A" Bore	Spline
251-1444	1 3/8"	6

Guard

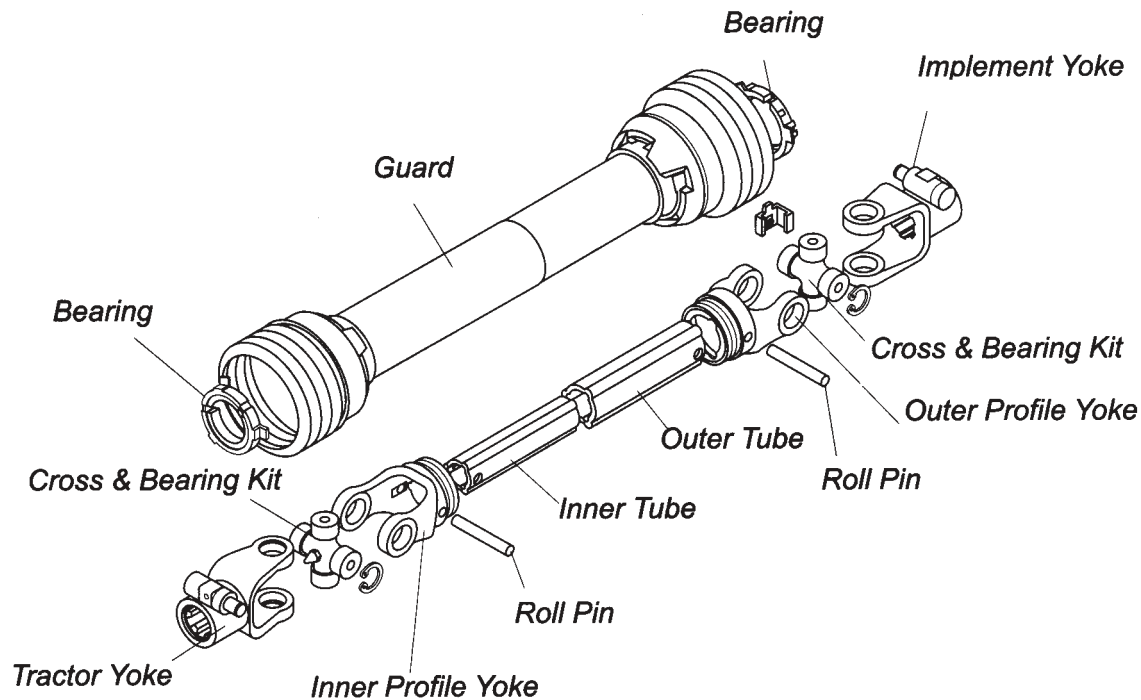
Plastic Guard
With Bearings
251-1496



Stock Number	Overall Driveline Length
251-1495	48"

**Use this drawing for the 1, 2, 3, 4, 5, 6, 7N, 8, 9,
2500, 2600 Series**

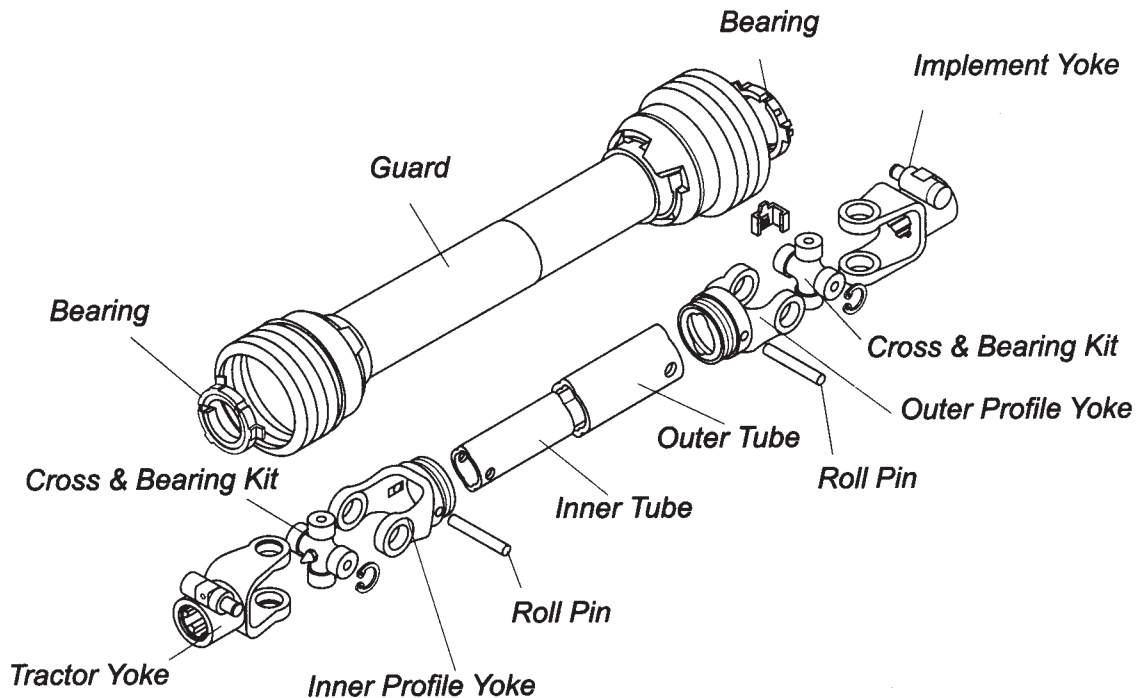
Interchanges with Bondioli & Pavesi



**Use this drawing for the 2100/100, 220/200, I, 2300/210,
220/720, 2400, 2480 and II Series**

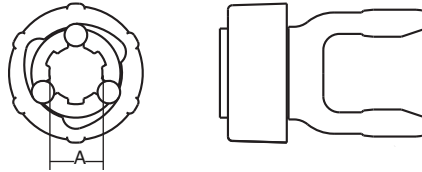
Interchanges with Walterscheid

AW10



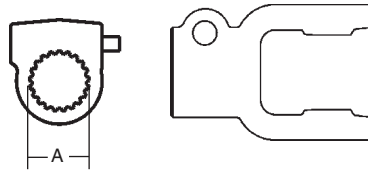
Tractor Yoke

Ring Lock



Stock Number	Dim. "A" Bore
251-1014	1 3/8" x 6 Spl.

Quick Disconnect

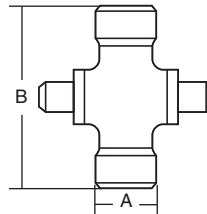


Stock Number	Dim. "A" Bore
251-1001	1 1/8" x 6 Spl.
251-1000	1 3/8" x 6 Spl.
251-1005	1 3/8" x 21 Spl.

QD Repair Kit: see page 219

Cross & Bearing Kit


Snap Ring Located in Yoke



Stock Number	Dim. "A" mm	in	Dim. "B" mm	in
250-0030	22.0	7/8" (.866)	54.0	2 1/8" (2.126)

Inner Profile Yoke

With Bearing Groove



Stock Number	Dim. "A" mm	Bore in
251-1041	26.0	1 1/32" (1.024)

Inner Tube

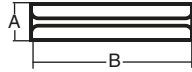
26.0 (3.5 Wall) mm
1.024 (.138 Wall) in



Stock Number	Length mm	in
251-1061	1500	59 1/16" (59.0)
251-1060	1000	39 3/8" (39.37)

1 Series (cont'd.)

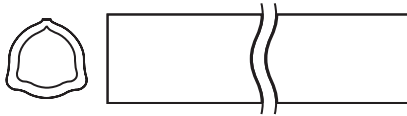
Roll Pin



Stock Number	Dim. "A"		Dim. "B"	
	mm	in	mm	in
251-1081	8.0	5/16" (.315)	50.0	1 31/32" (1.969)

Outer Tube

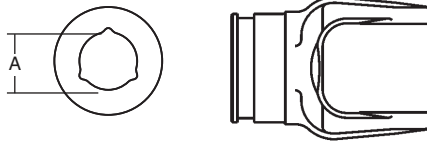
33.0 (2.6 Wall) mm
1.299 (.102 Wall) in



Stock Number	Length	
	mm	in
251-1071	1500	59 1/16" (59.0)
251-1070	1000	39 3/8" (39.37)

Outer Profile Yoke

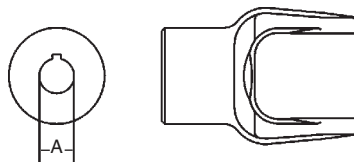
with Bearing Groove



Stock Number	Dim. "A" Bore	
	mm	in
251-1051	33.0	1 5/16" (1.299)

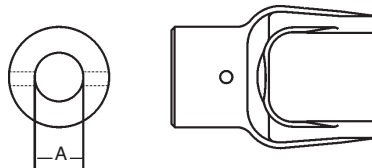
Implement Yoke

Round Bore
With Keyway & Set
Screw



Stock Number	Dim. "A" Bore		Standard Keyway	
	mm	in	mm	in
251-1020	25.4	1" (1.0)	6.35	1/4" (.250)
251-1021	31.75	1 1/4" (1.250)	6.35	1/4" (.250)
251-1019	30.0	1 3/16" (1.18)	10.0	25/64" (.394)

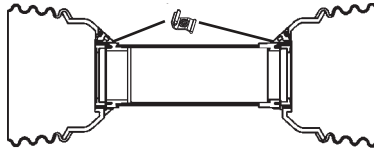
Shear Pin
With Pin Hole



Stock Number	Dim. "A" Bore	
	mm	in
251-1018	31.75	1 1/4" (1.250)

Plastic Guard

Order Bearings as
Required



Stock Number	Overall Driveline Length		Bearing Kit
	mm	in	
253-2055	860	33 7/8" (33.86)	960-0101
253-2050	1010	39 3/4" (39.76)	960-0101
253-2056	1360	53 9/16" (53.54)	960-0101

Easy Lock™

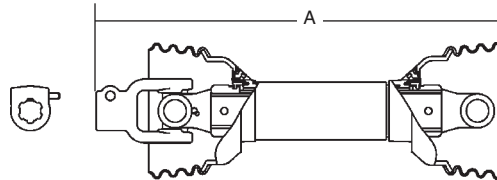
Part Number: 251-2075



Driveline

Drivelines are furnished without Cross & Bearing Kit and Implement Yoke. Select kit and yoke as required. When cross & bearing kit and yoke are assembled, the overall compressed length of the driveline will be 48".

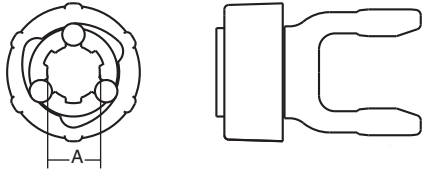
Stock Number	Shaft Size	Overall Compressed Length Dim. "A"
253-1104	1 3/8" x 6 Spl. QD	48"



2 Series


Tractor Yoke

Ring Lock



Stock Number	Dim. "A" Bore
253-1513	1 3/8" x 6 Spl.

Quick Disconnect

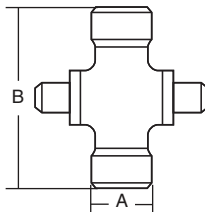


Stock Number	Dim. "A" Bore
253-1000	1 1/8" x 6 Spl.
251-1002	1 3/8" x 6 Spl.
253-1001	1 3/8" x 21 Spl.

QD Repair Kit: see page 219

Cross & Bearing Kit


Snap Ring Located in Yoke



Stock Number	Dim. "A"		Dim. "B"	
	mm	in	mm	in
250-0050	23.8	15/16" (.937)	61.2	2 13/32" (2.409)

Inner Profile Yoke

With Bearing Groove



Stock Number	Dim. "A" Bore	
	mm	in
251-1042	29.0	1 5/32" (1.142)

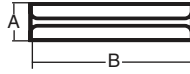
Inner Tube

29.0 (3.4 Wall) mm
1.142 (.134 Wall) in



Stock Number	Length	
	mm	in
251-1062	1500	59 1/16" (59.0)
251-1066	1000	39 3/8" (39.37)

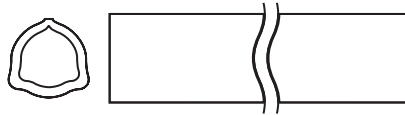
Roll Pin



Stock Number	Dim. "A"		Dim. "B"	
	mm	in	mm	in
251-1082	8.0	5/16" (.315)	60.0	2 3/8" (2.362)

Outer Tube

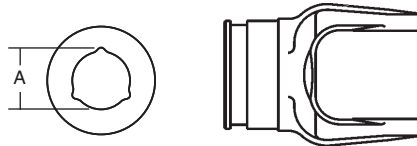
36.0 (3.4 Wall) mm
1.417 (.134 Wall) in



Stock Number	Length	
	mm	in
251-1072	1500	59 1/16" (59.0)
251-1074	1000	39 3/8" (39.37)

Outer Profile Yoke

with Bearing Groove

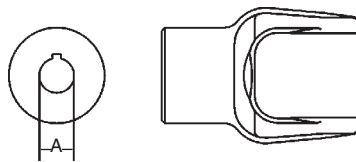


Stock Number	Dim. "A" Bore	
	mm	in
251-1052	36.0	1 13/32" (1.417)

*Can be used as Inner Tube 251-1063

Implement Yoke

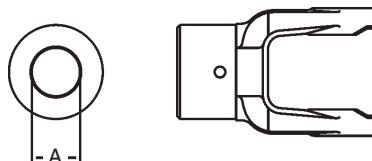
Round Bore
With Keyway & Set
Screw



Stock Number	Dim. "A" Bore		Standard Keyway	
	mm	in	mm	in
253-1020	25.0	53/64" (.984)	8.0	5/16" (.315)
251-1022	25.4	1" (1.0)	8.0	5/16" (.315)
253-1021	30.0	1 3/16" (1.181)	10.0	25/64" (.394)
251-1023	31.75	1 1/4" (1.25)	9.53	3/8" (.375)
253-1024	34.93	1 3/8" (1.375)	12.7	1/2" (.5)

Shear Pin Yoke

With Pin Hole

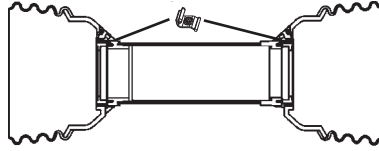


Stock Number	Dim. "A" Bore	
	mm	in
253-1025	31.75	1 1/4" Rd (1.25)

2 Series (cont'd.)

Plastic Guard

Order Bearings as
Required



Stock Number	Overall Driveline Length		Bearing Kit
	mm	in	
253-2057	860	33 7/8" (33.86)	960-0202
253-2051	1010	39 3/4" (39.76)	960-0202
253-2058	1360	53 9/16" (53.54)	960-0202

PTO

Easy Lock™

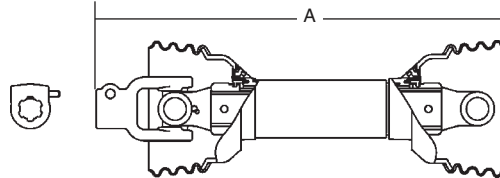
Part Number: 251-2075



Driveline

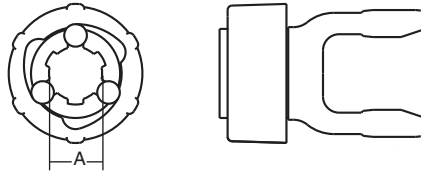
Drivelines are furnished without Cross & Bearing Kit and Implement Yoke. Select kit and yoke as required. When cross & bearing kit and yoke are assembled, the overall compressed length of the driveline will be 48" or 60".

Stock Number	Shaft Size	Overall Compressed Length Dim. "A"
253-1101	1 3/8" x 6 Spl. QD	48"
253-1102	1 3/8" x 6 Spl. QD	60"




Tractor Yoke

Ring Lock



Stock Number	Dim. "A" Bore
253-1002	1 3/8" x 6 Spl.

Quick Disconnect

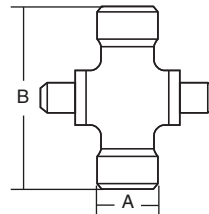


Stock Number	Dim. "A" Bore
251-1004	1 3/8" x 6 Spl.
253-1003	1 3/8" x 21 Spl.

QD Repair Kit: see page 219

Cross & Bearing Kit


Snap Ring Located in Yoke



Stock Number	Dim. "A"		Dim. "B"	
	mm	in	mm	in
250-0070	27.0	1 1/16" (1.063)	70.0	2 3/4" (2.756)

Inner Profile Yoke

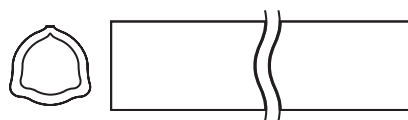
With Bearing Groove



Stock Number	Dim. "A" Bore
	mm in
251-1043	36.0 1 13/32" (1.417)

Inner Tube

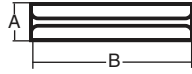
36.0 (3.4 Wall) mm
1.417 (1.134 Wall) in



Stock Number	Length	
	mm	in
251-1063	1500	59 1/16" (59.0)
251-1068	1000	39 3/8" (39.37)

3 Series (cont'd.)

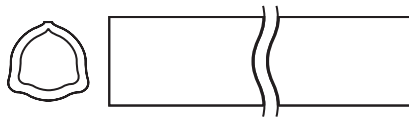
Roll Pin



Stock Number	Dim. "A"		Dim. "B"	
	mm	in	mm	in
251-1082	8.0	5/16" (.315)	60.0	2 3/8" (2.362)

Outer Tube

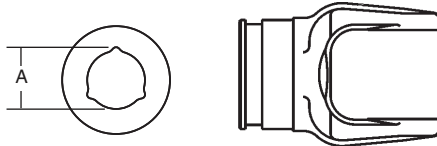
43.0 (3.0 Wall) mm
1.693 (.118 Wall) in



Stock Number	Length	
	mm	in
251-1073	1500	59 1/16" (59.0)
251-1077	1000	39 3/8" (39.37)

Outer Profile Yoke

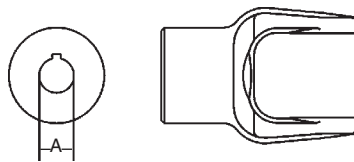
with Bearing Groove



Stock Number	Dim. "A" Bore	
	mm	in
251-1053	43.0	1 11/16" (1.693)

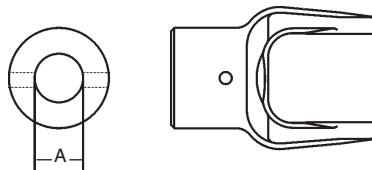
Implement Yoke

Round Bore
With Keyway & Set
Screw



Stock Number	Dim. "A" Bore		Standard Keyway	
	mm	in	mm	in
253-1022	25.0	63/64" (.984)	8.0	5/16" (.315)
253-1023	30.0	1 3/16" (1.181)"	8.0	5/16" (.315)
251-1024	31.75	1 1/4" (1.250)	6.35	1/4" (.250)
251-1025	34.93	1 3/8" (1.375)	7.95	5/16" (.313)

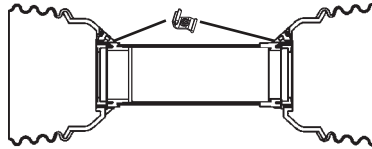
Shear Pin
With Pin Hole



Stock Number	Dim. "A" Bore	
	mm	in
253-1030	31.75	1 1/4"

Plastic Guard

Order Bearings as Required



Stock Number	Overall Driveline Length		Bearing Kit
	mm	in	
253-2057	860	33 7/8" (33.86)	960-0234
253-2051	1010	39 3/4" (39.76)	960-0234
253-2058	1360	53 9/16" (53.54)	960-0234

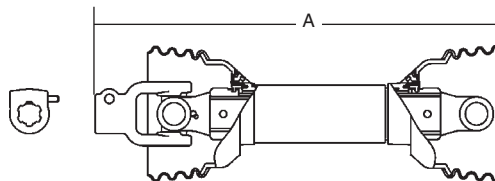
Easy Lock™

Part Number: 251-2075



Driveline

Drivelines are furnished without Cross & Bearing Kit and Implement Yoke. Select kit and yoke as required. When cross & bearing kit and yoke are assembled, the overall compressed length of the driveline will be 48" or 60".

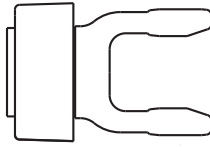
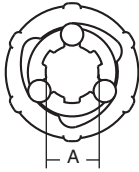


Stock Number	Shaft Size	Overall Compressed Length Dim. "A"
253-1111	1 3/8" x 6 Spl. QD	48"
253-1112	1 3/8" x 6 Spl. QD	60"

4 Series

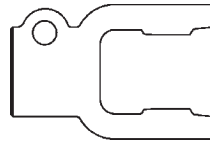
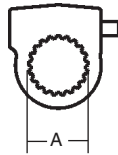
Tractor Yoke

Ring Lock



Stock Number	Dim. "A" Bore
253-1004	1 3/8" x 6 Spl.
253-1005	1 3/8" x 21 Spl.

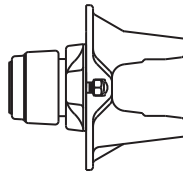
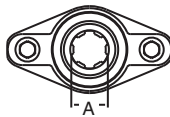
Quick Disconnect



Stock Number	Dim. "A" Bore
251-1006	1 3/8" x 6 Spl.
251-1007	1 3/8" x 21 Spl.

QD Repair Kit: see page 219

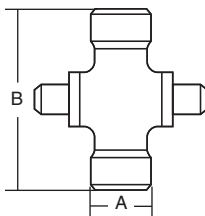
Ball Shear



Stock Number	Dim. "A" Bore
253-1008	1 3/8" x 6 Spl.
253-1009	1 3/8" x 21 Spl.

Cross & Bearing Kit

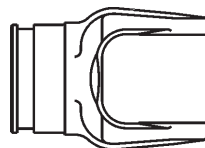
Snap Ring Located in Yoke



Stock Number	Dim. "A"		Dim. "B"	
	mm	in	mm	in
250-0080	27.0	1 1/16" (1.063)	74.6	2 15/16 (2.937)

Inner Profile Yoke

With Bearing Groove



Stock Number	Dim. "A" Bore	
	mm	in
251-1044	36.0	1 13/32" (1.417)

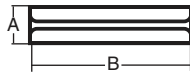
Inner Tube

36.0 (4.0 Wall) mm
1.417 (.157 Wall) in



Stock Number	Length	
	mm	in
251-1064	1500	59 1/16" (59.0)
253-1065	1000	39 3/8" (39.37)

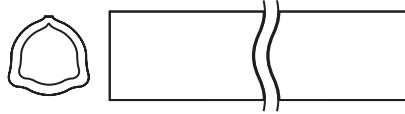
Roll Pin



Stock Number	Dim. "A"		Dim. "B"	
	mm	in	mm	in
251-1082	8.0	5/16" (.315)	60.0	2 3/8" (2.362)

Outer Tube

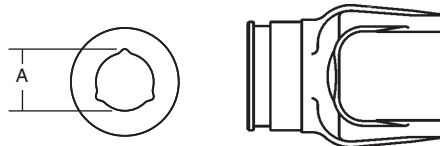
43.0 (3.0 Wall) mm
1.693 (.118 Wall) in



Stock Number	Length	
	mm	in
251-1073	1500	59 1/16" (59.0)
251-1077	1000	39 3/8" (39.37)

Outer Profile Yoke

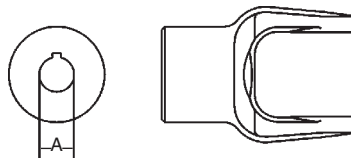
with Bearing Groove



Stock Number	Dim. "A" Bore	
	mm	in
251-1054	43.0	1 11/16" (1.693)

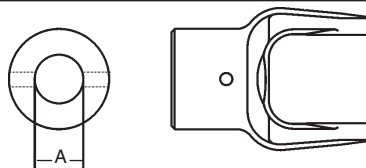
Implement Yoke

Round Bore
With Keyway & Set
Screw



Stock Number	Dim. "A" Bore		Standard Keyway	
	mm	in	mm	in
253-1029	30.0	1 3/16" (1.181)	8.0	5/16" (.315)
251-1026	31.75	1 1/4" (1.250)	6.35	1/4" (.250)
251-1027	34.93	1 3/8" (1.375)	7.95	5/16" (.313)
251-1037	44.25	1 1/2" (1.50)	9.53	3/8" (.375)

Shear Pin
With Pin Hole

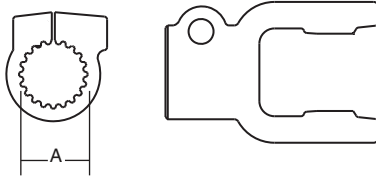


Stock Number	Dim. "A" Bore	
	mm	in
253-1035	31.75	1 1/4" (1.25)
251-1034	35.0	1 3/8" (1.378)

4 Series (cont'd.)

Implement Yoke (cont'd.)

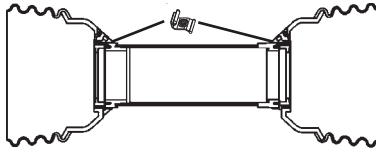
Clamp Yoke



Stock Number	Dim. "A" Bore
251-1184	1 3/8" x 6 Spl.

Plastic Guard

Order Bearings as Required



Stock Number	Overall Driveline Length		Bearing Kit
	mm	in	
253-2057	860	33 7/8" (33.86)	960-0234
253-2058	1010	39 3/4" (39.76)	960-0234
253-2051	1360	53 9/16" (53.54)	960-0234

Easy Lock™

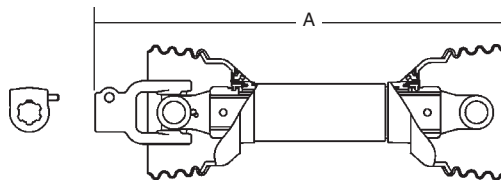
Part Number: 251-2075



Driveline

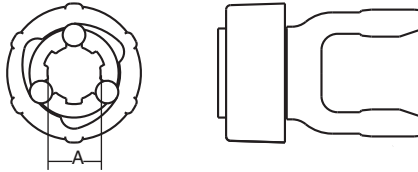
Drivelines are furnished without Cross & Bearing Kit and Implement Yoke. Select kit and yoke as required. When cross & bearing kit and yoke are assembled, the overall compressed length of the driveline will be 48" or 60".

Stock Number	Shaft Size	Overall Compressed Length Dim. "A"
253-1113	1 3/8" x 6 Spl. QD	48"
253-1114	1 3/8" x 6 Spl. QD	60"



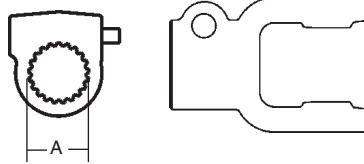
Tractor Yoke

Ring Lock



Stock Number	Dim. "A" Bore
253-1010	1 3/8" x 6 Spl.
253-1011	1 3/8" x 21 Spl.

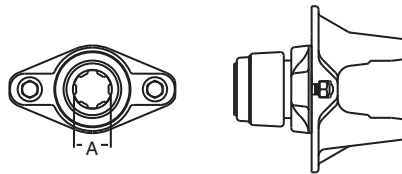
Quick Disconnect



Stock Number	Dim. "A" Bore
251-1008	1 3/8" x 6 Spl.
251-1009	1 3/8" x 21 Spl.
253-1012	1 3/4" x 20 Spl.

QD Repair Kit: see page 219

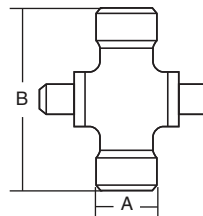
Ball Shear



Stock Number	Dim. "A" Bore
253-1013	1 3/8" x 6 Spl.
253-1014	1 3/8" x 21 Spl.

Cross & Bearing Kit

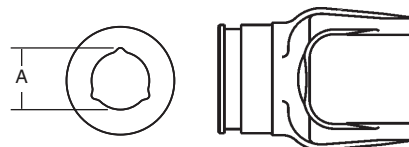
Snap Ring Located in Yoke



Stock Number	Dim. "A"		Dim. "B"	
	mm	in	mm	in
250-0110	30.2	1 3/16" (1.189)	79.4	3 1/8 (3.126)

Inner Profile Yoke

With Bearing Groove

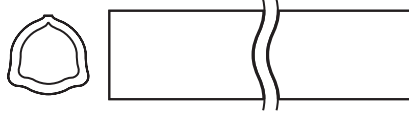


Stock Number	Dim. "A" Bore
251-1045	45.0 1 25/32" (1.772)

5 Series (cont'd.)

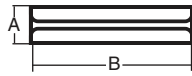
Inner Tube

45.0 (4.0 Wall) mm
1.772 (.158 Wall) in



Stock Number	Length	
	mm	in
251-1065	1500	59 1/16" (59.0)
253-1066	1000	39 3/8" (39.37)

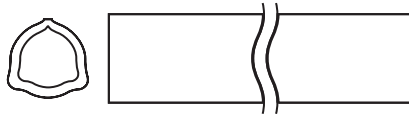
Roll Pin



Stock Number	Dim. "A"		Dim. "B"	
	mm	in	mm	in
251-1085	10.0	13/32" (.394)	75.0	2 15/16" (2.953)

Outer Tube

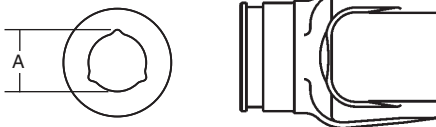
52.0 (3.0 Wall) mm
2.047 (.118 Wall) in



Stock Number	Length	
	mm	in
251-1075	1500	59 1/16" (59.0)
251-1079	1000	39 3/8" (39.37)

Outer Profile Yoke

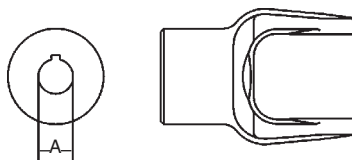
with Bearing Groove



Stock Number	Dim. "A" Bore	
	mm	in
251-1055	52.0	2 1/32" (2.047)

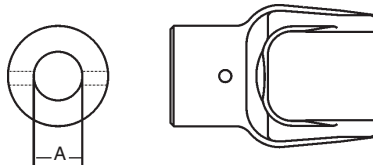
Implement Yoke

Round Bore
With Keyway & Set
Screw



Stock Number	Dim. "A" Bore		Standard Keyway	
	mm	in	mm	in
251-1028	31.75	1 1/4" (1.250)	6.35	1/4" (.250)
251-1029	34.93	1 3/8" (1.375)	7.95	5/16" (.313)
253-1031	35.0	1 3/8" (1.378)	13.0	33/64" (.512)
253-1032	38.10	1 1/2" (1.5)	9.53	3/8" (.375)

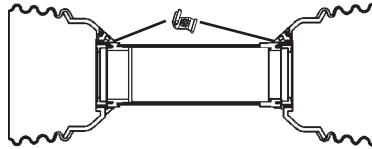
Shear Pin
With Pin Hole



Stock Number	Dim. "A" Bore	
	mm	in
251-1035	35.0	1 3/8" (1.378)

Plastic Guard

Order Bearings as
Required



Stock Number	Overall Driveline Length		Bearing Kit
	mm	in	
253-2059	860	33 7/8" (33.86)	960-0305
253-2052	1010	39 3/4" (39.76)	960-0305
253-2070	1360	53 9/16" (53.54)	960-0305

Easy Lock™

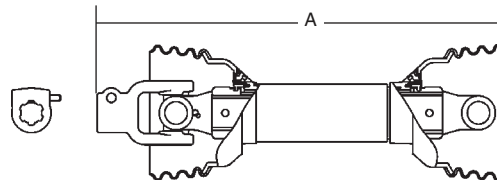
Part Number: 251-2075



Driveline

Drivelines are furnished without Cross & Bearing Kit and Implement Yoke. Select kit and yoke as required. When cross & bearing kit and yoke are assembled, the overall compressed length of the driveline will be 48" or 60".

Stock Number	Shaft Size	Overall Compressed Length Dim. "A"
253-1116	1 3/8" x 6 Spl. QD	48"
253-1117	1 3/8" x 6 Spl. QD	60"

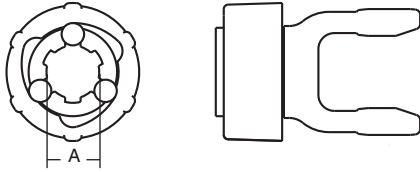


6 Series

Tractor Yoke

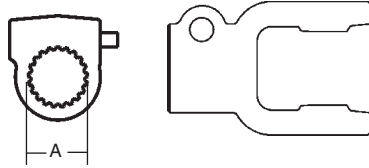
PTO

Ring Lock



Stock Number	Dim. "A" Bore
253-1007	1 3/8" x 6 Spl.
253-1015	1 3/4" x 20 Spl.
253-1016	1 3/8" x 21 Spl.

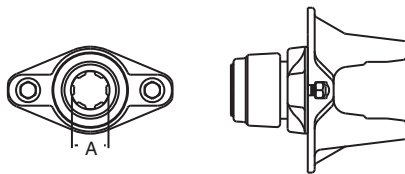
Quick Disconnect



Stock Number	Dim. "A" Bore
251-1010	1 3/8" x 6 Spl.
251-1011	1 3/8" x 21 Spl.
253-1017	1 3/4" x 20 Spl.

QD Repair Kit: see page 219

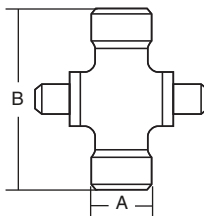
Ball Shear



Stock Number	Dim. "A" Bore
253-1018	1 3/8" x 6 Spl.
253-1019	1 3/8" x 21 Spl.

Cross & Bearing Kit

Snap Ring Located in Yoke



Stock Number	Dim. "A"		Dim. "B"	
	mm	in	mm	in
250-0120	30.2	1 3/16" (1.189)	92.0	3 5/8 (3.622)

Inner Profile Yoke

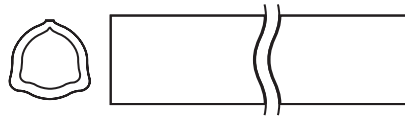
With Bearing Groove



Stock Number	Dim. "A" Bore
251-1046	45.0 1 25/32" (1.772)

Inner Tube

45.0 (4.0 Wall) mm
1.772 (.158 Wall) in



Stock Number	Length	
	mm	in
251-1065	1500	59 1/16" (59.0)
253-1066	1000	39 3/8" (39.37)

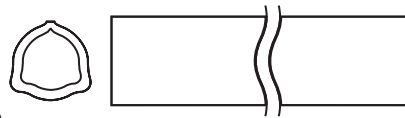
Roll Pin



Stock Number	Dim. "A"		Dim. "B"	
	mm	in	mm	in
251-1086	10.0	13/32" (.394)	80.0	3 5/32" (3.150)

Outer Tube*

54.0 (4.0 Wall) mm
2.126 (.158 Wall) in

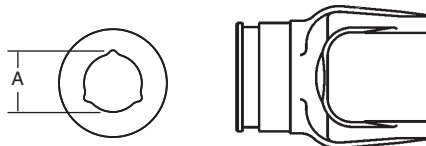


*Can be used as 251-1076 (Inner Tube)

Stock Number	Length	
	mm	in
251-1076	1500	59 1/16" (59.0)
253-1075	1000	39 3/8" (39.37)

Outer Profile Yoke

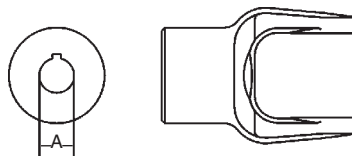
with Bearing Groove



Stock Number	Dim. "A" Bore	
	mm	in
251-1056	54.0	2 1/8" (2.126)

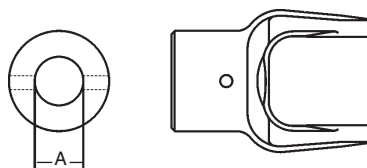
Implement Yoke

Round Bore
With Keyway & Set
Screw



Stock Number	Dim. "A" Bore		Standard Keyway	
	mm	in	mm	in
253-1033	31.75	1 1/4" (1.250)	6.35	1/4" (.250)
251-1030	35.0	1 3/8" (1.378)	13.0	33/64" (.512)
253-1034	38.10	1 1/2" (1.5)	9.53	3/8" (.375)

Shear Pin
With Pin Hole

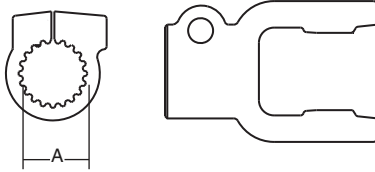


Stock Number	Dim. "A" Bore	
	mm	in
251-1036	35.0	1 3/8" (1.378)

6 Series (cont'd.)

Implement Yoke (cont'd.)

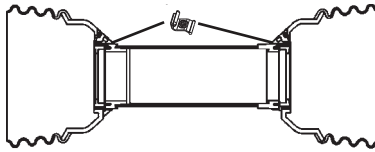
Clamp Yoke



Stock Number	Dim. "A" Bore
253-1040	1 3/8" x 6 Spl.
253-1041	1 3/4" x 20 Spl.
253-1042	1 3/8" x 21 Spl.

Plastic Guard

Order Bearings as Required



Stock Number	Overall Driveline Length		Bearing Kit
	mm	in	
253-2071	860	33 7/8" (33.86)	960-0467
253-2053	1010	39 3/4" (39.76)	960-0467
253-2072	1360	53 9/16" (53.54)	960-0467

Easy Lock™

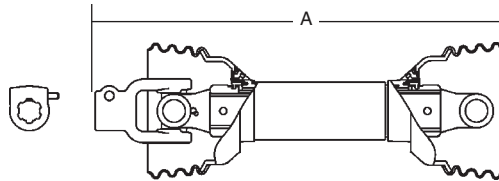
Part Number: 251-2075



Driveline

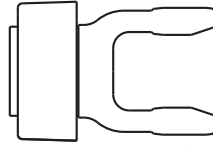
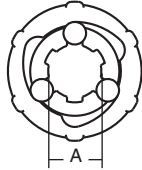
Drivelines are furnished without Cross & Bearing Kit and Implement Yoke. Select kit and yoke as required. When cross & bearing kit and yoke are assembled, the overall compressed length of the driveline will be 48" or 60".

Stock Number	Shaft Size	Overall Compressed Length Dim. "A"
253-1118	1 3/8" x 6 Spl. QD	48"
253-1119	1 3/8" x 6 Spl. QD	60"



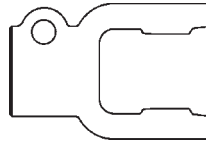
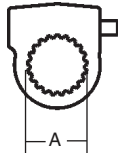
Tractor Yoke

Ring Lock



Stock Number	Dim. "A" Bore
253-1036	1 3/8" x 6 Spl.
253-1037	1 3/4" x 20 Spl.
253-1038	1 3/8" x 21 Spl.

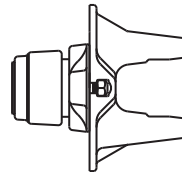
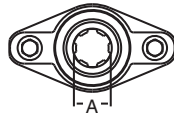
Quick Disconnect



Stock Number	Dim. "A" Bore
251-1012	1 3/8" x 6 Spl.
251-1003	1 3/4" x 20 Spl.
251-1013	1 3/8" x 21 Spl.

QD Repair Kit: see page 219

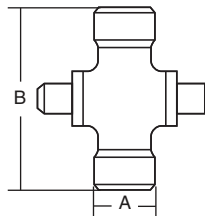
Ball Shear



Stock Number	Dim. "A" Bore
253-1039	1 3/8" x 6 Spl.
253-1043	1 3/8" x 21 Spl.

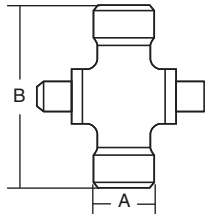
Cross & Bearing Kit

Snap Ring Located in Yoke



Stock Number	Dim. "A"		Dim. "B"	
	mm	in	mm	in
250-0818	34.9	1 3/8" (1.37)	94.0	3 45/64" (3.703)

*Snap Ring Located in Yoke

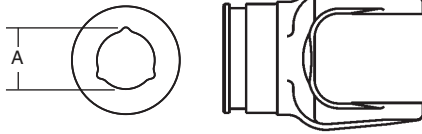


Stock Number	Dim. "A"		Dim. "B"	
	mm	in	mm	in
210-0160	30.2	1 3/16" (1.188)	106.5	4 3/16" (4.193)

*Old Bondioli & Pavesi 7 Series is interchangeable with Walterscheid 230 Series. Original part identification begins with 23.

Inner Profile Yoke

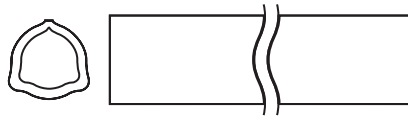
With Bearing Groove



Stock Number	Dim. "A" Bore	
	mm	in
251-1047	45.0	1 25/32" (1.772)

Inner Tube

45.0 (5.5 Wall) mm
1.766 (.218 Wall) in



Stock Number	Length	
	mm	in
251-1067	1500	59 1/16" (59.0)
253-1068	1000	39 3/8" (39.37)

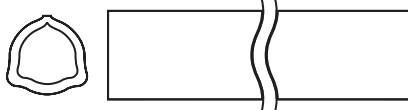
Roll Pin



Stock Number	Dim. "A"		Dim. "B"	
	mm	in	mm	in
251-1086	10.0	13/32" (.394)	80.0	3 5/32" (3.150)

Outer Tube*

54.0 (4.0 Wall) mm
2.126 (.158 Wall) in

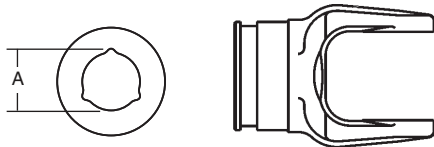


Stock Number	Length	
	mm	in
251-1076	1500	59 1/16" (59.0)
253-1075	1000	39 3/8" (39.37)

*Can be used as 251-1076 (Inner Tube)

Outer Profile Yoke


with Bearing Groove



Stock Number	Dim. "A" Bore	
	mm	in
251-1057	54.0	2 1/8" (2.126)

Implement Yoke

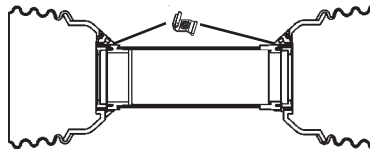
Round Bore
With Keyway & Set
Screw



Stock Number	Dim. "A" Bore		Standard Keyway	
	mm	in	mm	in
253-1071	35.0	1 3/8" (1.378)	8.0	5/16" (.313)

Plastic Guard


Order Bearings as
Required



Stock Number	Overall Driveline Length		Bearing Kit
	mm	in	
253-2071	860	33 7/8" (33.86)	960-0467
253-2053	1010	39 3/4" (39.76)	960-0467
253-2072	1360	53 9/16" (53.54)	960-0467

Easy Lock™

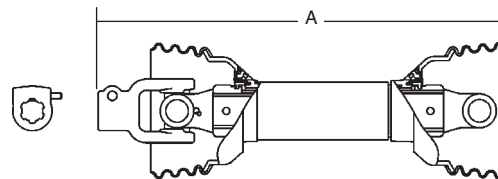
Part Number: 251-2075



Driveline

Drivelines are furnished without Cross & Bearing Kit and Implement Yoke. Select kit and yoke as required. When cross & bearing kit and yoke are assembled, the overall compressed length of the driveline will be 48" or 60".

Stock Number	Shaft Size	Overall Compressed Length Dim. "A"
253-1121	1 3/8" x 6 Spl. QD	48"
253-1122	1 3/8" x 6 Spl. QD	60"

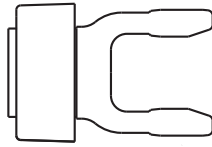
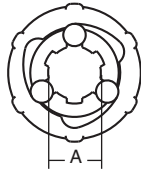


8 Series

Tractor Yoke

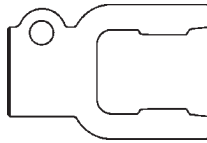
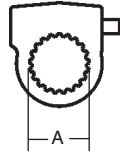
PTO

Ring Lock



Stock Number	Dim. "A" Bore	
253-1044	1 3/8"	x 6 Spl.
253-1045	1 3/4"	x 20 Spl.
253-1046	1 3/8"	x 21 Spl.

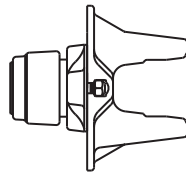
Quick Disconnect



Stock Number	Dim. "A" Bore	
251-1472	1 3/8"	x 6 Spl.
251-1470	1 3/4"	x 20 Spl.
251-1473	1 3/8"	x 21 Spl.

QD Repair Kit: see page 219

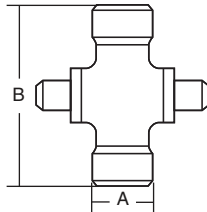
Ball Shear



Stock Number	Dim. "A" Bore	
253-1047	1 3/8"	x 6 Spl.
253-1048	1 3/8"	x 21 Spl.

Cross & Bearing Kit

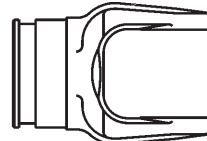
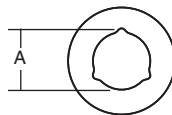
Snap Ring Located in Yoke



Stock Number	Dim. "A"		Dim. "B"	
	mm	in	mm	in
250-0170	35.0	1 3/8" (1.378)	106.5	4 3/16 (4.193)

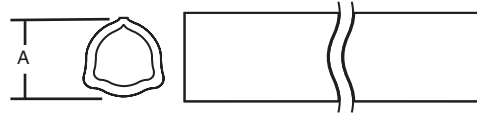
Inner Profile Yoke

With Bearing Groove



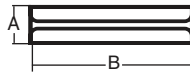
Stock Number	Dim. "A" Bore	
	mm	in
253-1049 (Old Series 8)	45.0	1 49/64" (1.77)
251-1048	54.0	2 1/8" (2.126)

Inner Tube



Stock Number	Dim. "A"		Length	
	mm	in	mm	in
251-1067	45.0	(5.5 Wall)	1500	59 1/16" (59.0)
253-1068	45.0	(5.5 Wall)	1000	39 3/8" (39.37)
253-1069	54.0	(4.0 Wall)	1500	59 1/16" (59.0)
253-1064	54.0	(4.0 Wall)	1000	39 3/8" (39.37)

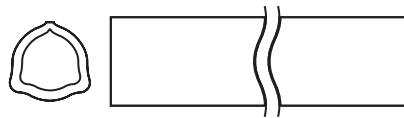
Roll Pin



Stock Number	Dim. "A"		Dim. "B"	
	mm	in	mm	in
251-1087	8.0	5/16" (.315)	80.0	3 5/32" (3.150)
251-1088	12.0	15/32" (.472)	80.0	3 5/32" (3.150)

Outer Tube

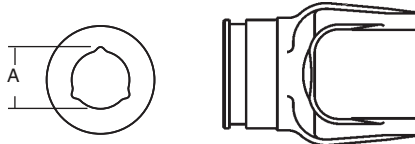
63.0 (4.0 Wall) mm
2.484 (.156 Wall) in



Stock Number	Length	
	mm	in
251-1078	1500	59 1/16" (59.0)
253-1072	1000	39 3/8" (39.37)

Outer Profile Yoke

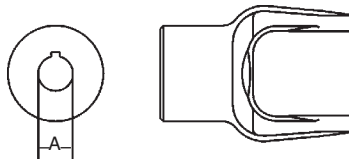
with Bearing Groove



Stock Number	Dim. "A" Bore	
	mm	in
251-1058	63.0	2 31/64" (2.480)

Implement Yoke

Round Bore
With Keyway & Set
Screw

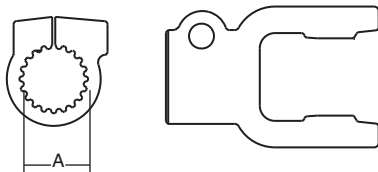


Stock Number	Dim. "A" Bore		Standard Keyway	
	mm	in	mm	in
253-1070	35.0	1 3/8" (1.378)	8.0	5/16" (.313)
251-1031	38.1	1 1/2" (1.500)	8.0	3/8" (.315)
251-1032	44.5	1 3/4" (1.750)	9.5	3/8" (.375)

8 Series (cont'd.)

Implement Yoke (cont'd.)

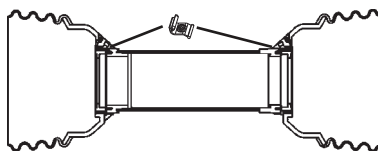
Clamp Yoke



Stock Number	Dim. "A" Bore
253-1050	1 3/8" x 6 Spl.
253-1051	1 3/4" x 20 Spl.
253-1052	1 3/8" x 21 Spl.

Plastic Guard

Order Bearings as Required



Stock Number	Overall Driveline Length		Bearing Kit
	mm	in	
253-2043	860	33 7/8" (33.86)	960-0489
253-2054	1010	39 3/4" (39.76)	960-0489
253-2044	1360	53 9/16" (53.54)	960-0489

Easy Lock™

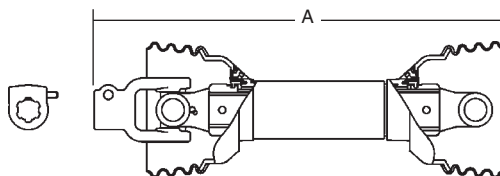
Part Number: 251-2075



Driveline

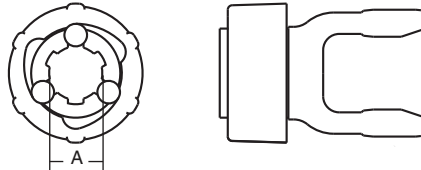
Drivelines are furnished without Cross & Bearing Kit and Implement Yoke. Select kit and yoke as required. When cross & bearing kit and yoke are assembled, the overall compressed length of the driveline will be 48" or 60".

Stock Number	Shaft Size	Overall Compressed Length Dim. "A"
253-1106	1 3/8" x 6 Spl. QD	48"
253-1107	1 3/8" x 6 Spl. QD	60"



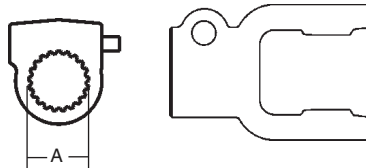
Tractor Yoke

Ring Lock



Stock Number	Dim. "A" Bore
253-1500	1 3/8" x 6 Spl.
253-1501	1 3/4" x 20 Spl.
253-1502	1 3/8" x 21 Spl.

Quick Disconnect

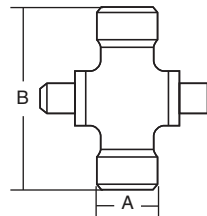


Stock Number	Dim. "A" Bore
253-1522	1 3/8" x 6 Spl.
253-1523	1 3/4" x 20 Spl.
253-1524	1 3/8" x 21 Spl.

QD Repair Kit: see page 219

Cross & Bearing Kit

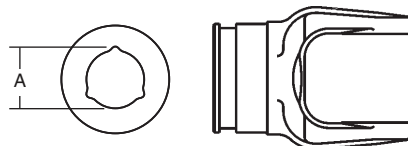
Snap Ring Located
in Yoke



Stock Number	Dim. "A"		Dim. "B"	
	mm	in	mm	in
250-0908	41.0	1 39/64" (1.614)	108	4 1/4" (4.252)

Inner Profile Yoke

With Bearing
Groove



Stock Number	Dim. "A" Bore	
	mm	in
251-1049	54.0	2 1/8" (2.126)

Inner Profile Tube

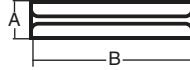
54.0 (5.0 Wall) mm
2.125 (.156 Wall) in



Stock Number	Length	
	mm	in
251-1069	1500	59 1/16" (59.0)
253-1733	1000	39 3/8" (39.37)

9 Series (cont'd.)

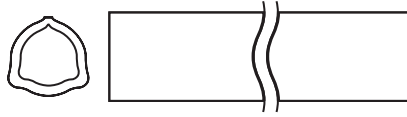
Roll Pin



Stock Number	Dim. "A"		Dim. "B"	
	mm	in	mm	in
251-1086	10.0	25/64" (.394)	80.0	3 5/32" (3.150)
251-1088	12.0	15/32" (.472)	80.0	3 5/32" (3.150)

Outer Tube

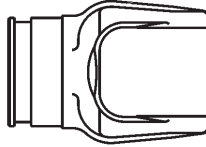
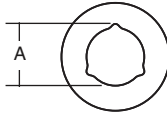
63.0 (4.0 Wall) mm
2.484 (.156 Wall) in



Stock Number	Length	
	mm	in
251-1078	1500	59 1/16" (59.0)
253-1072	1000	39 3/8" (39.7)

Outer Profile Yoke

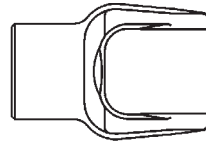
with Bearing Groove



Stock Number	Dim. "A" Bore	
	mm	in
251-1059	63.0	2 31/64" (2.480)

Implement Yoke

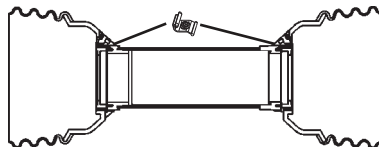
Round Bore
With Keyway & Set
Screw



Stock Number	Dim. "A" Bore		Standard Keyway
	mm	in	
253-1593	1 3/8" (1.375)		5/16" (.313)
253-1594	1 1/12" (1.500)		3/8" (.315)

Plastic Guard

Order Bearings as
Required



Stock Number	Overall Driveline Length		Bearing Kit
	mm	in	
253-2001	860	33 7/8" (33.86)	960-0489
253-2054	1010	39 3/4" (39.76)	960-0489
253-2003	1360	53 9/16" (53.54)	960-0489

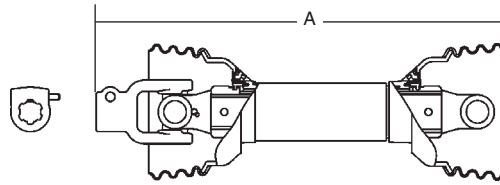
Easy Lock™

Part Number: 251-2075



Driveline

Drivelines are furnished without Cross & Bearing Kit and Implement Yoke. Select kit and yoke as required. When cross & bearing kit and yoke are assembled, the overall compressed length of the driveline will be 48" or 60".

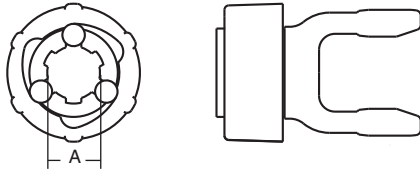


Stock Number	Tractor Yoke	Overall Compressed Length Dim. "A"
253-1933	1 3/8" x 6 Spl. QD	48"
253-1934	1 3/8" x 6 Spl. QD	60"

2100/100 Series

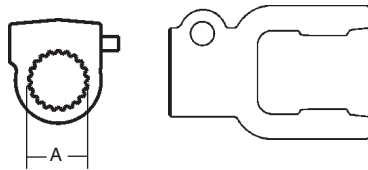
Tractor Yoke

Ring Lock



Stock Number	Dim. "A" Bore
253-1506	1 3/8" x 6 Spl.

Quick Disconnect

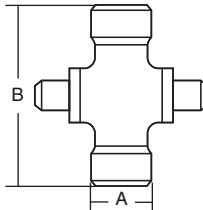


Stock Number	Dim. "A" Bore
251-1600	1 3/8" x 6 Spl.
253-1529	1 3/8" x 21 Spl.

QD Repair Kit: see page 219

Cross & Bearing Kit

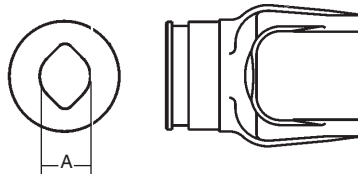
Snap Ring Located in Yoke



Stock Number	Dim. "A"		Dim. "B"	
	mm	in	mm	in
250-0040	22.0	7/8" (.866)	54.8	2 7/32" (2.157)

Inner Profile Yoke


With Bearing Groove



Stock Number	Dim. "A" Bore	
	mm	in
251-1641	23.5	15/16" (.925)

Inner Tube (Solid)

23.5 (4.0 Wall) mm
.93 (.158 Wall) in



Stock Number	Length	
	mm	in
251-1661	1500	59 1/16" (59.0)
253-1736	1000	39 3/8" (39.37)


Roll Pin



Stock Number	Dim. "A"		Dim. "B"	
	mm	in	mm	in
251-1081	8.0	5/16" (.315)	50.0	1 13/32" (1.969)

Outer Tube

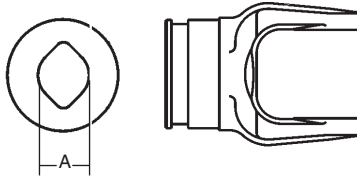
30.0 (2.8 Wall) mm
1 3/16 (3/32 Wall) in



Stock Number	Length	
	mm	in
251-1671	1500	59 1/16" (59.0)
253-1782	1000	39 3/8" (39.37)

Outer Profile Yoke

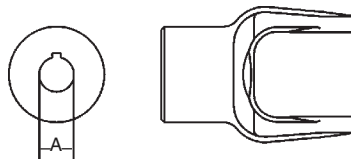
with Bearing Groove



Stock Number	Dim. "A" Bore	
	mm	in
251-1651	30.0	1 3/16" (1.181)

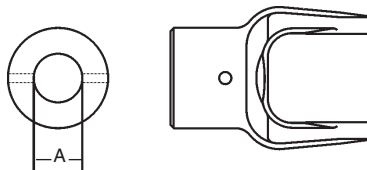
Implement Yoke

Round Bore
With Keyway & Set
Screw



Stock Number	Dim. "A" Bore		Standard Keyway	
	mm	in	mm	in
253-1650	25.0	63/64" (.984)	8.0	5/16" (.313)
253-1651	30.0	1 3/16" (1.181)	8.0	5/16" (.313)

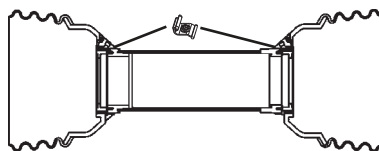
Shear Pin
With Pin Hole



Stock Number	Dim. "A" Bore	
	mm	in
251-1630	25.4	1" (1.0)
251-1631	31.75	1 1/4" (1.250)

Plastic Guard

Order Bearings as
Required



Stock Number	Overall Driveline Length		Bearing Kit
	mm	in	
253-2055	860	33 7/8" (33.86)	960-0105
253-2050	1010	39 3/4" (39.76)	960-0105
253-2056	1360	53 9/16" (53.54)	960-0105

PTO

Easy Lock™

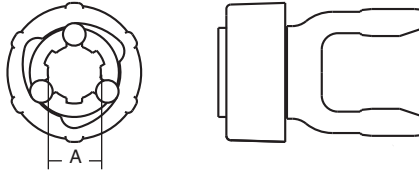
Part Number: 251-2075



2200/200 Series

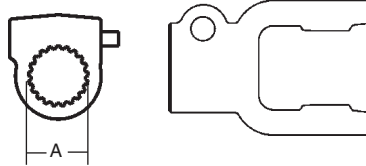
Tractor Yoke

Ring Lock



Stock Number	Dim. "A" Bore
253-1513	1 3/8" x 6 Spl.

Quick Disconnect

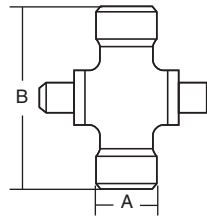


Stock Number	Dim. "A" Bore
251-1002	1 3/8" x 6 Spl.
253-1001	1 3/8" x 21 Spl.

QD Repair Kit: see page 219

Cross & Bearing Kit

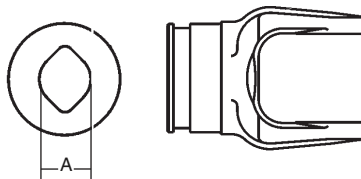
Snap Ring Located in Yoke



Stock Number	Dim. "A"		Dim. "B"	
	mm	in	mm	in
250-0050	23.8	15/16" (.937)	61.2	2 13/32" (2.41)

Inner Profile Yoke

With Bearing Groove



Stock Number	Dim. "A" Bore	
	mm	in
251-1642	34.5	1 11/32" (1.358)

Inner Tube

34.5 (4.0 Wall) mm
1.358 (.158 Wall) in



Stock Number	Length	
	mm	in
251-1662	1500	59 1/16" (59.0)
253-1739	1000	39 3/8" (39.37)

Roll Pin



Stock Number	Dim. "A"		Dim. "B"	
	mm	in	mm	in
251-1083	10.0	13/32" (.394)	60.0	2 3/8" (2.362)

Outer Tube

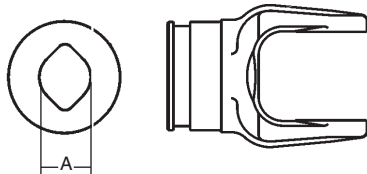
41.0 (3.0 Wall) mm
1.614 (.118 Wall) in



Stock Number	Length	
	mm	in
251-1672	1500	59 1/16" (59.0)
253-1784	1000	39 3/8" (39.37)

Outer Profile Yoke

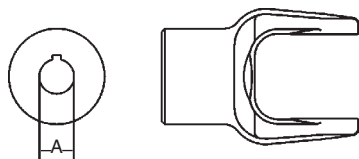
with Bearing Groove



Stock Number	Dim. "A" Bore	
	mm	in
251-1652	41.0	1 5/8" (1.614)

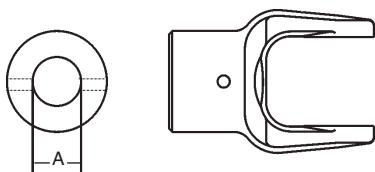
Implement Yoke

Round Bore
With Keyway & Set
Screw



Stock Number	Dim. "A" Bore		Standard Keyway	
	mm	in	mm	in
253-1020	25.0	63/64" (.984)	8.0	5/16" (.313)
251-1022	25.4	1" (1.0)	6.35	1/4" (.250)
253-1021	30.0	1 3/16" (1.181)	8.0	5/16" (.313)
251-1023	31.75	1 1/4" (1.250)	6.35	1/4" (.250)
253-1024	34.93	1 3/8" (1.375)	7.95	5/16" (.313)

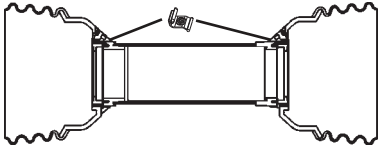
Shear Pin
With 3/8" Pin Hole



Stock Number	Dim. "A" Bore	
	mm	in
253-1025	31.75	1 1/4" (1.250)

Plastic Guard

Order Bearings as
Required



Stock Number	Overall Driveline Length		Bearing Kit
	mm	in	
253-2007	860	33 7/8" (33.86)	960-0215
253-2010	1010	39 3/4" (39.76)	960-0215
253-2058	1360	53 9/16" (53.54)	960-0215

Easy Lock™

Part Number: 251-2075



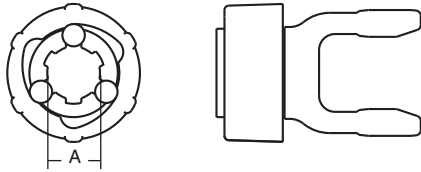
PTO

I Series

PTO

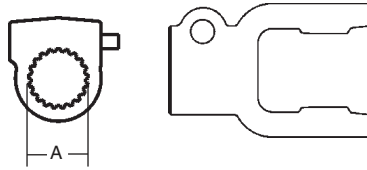
Tractor Yoke

Ring Lock



Stock Number	Dim. "A" Bore
253-1002	1 3/8" x 6 Spl.
253-1516	1 3/8" x 21 Spl.

Quick Disconnect

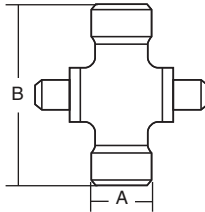


Stock Number	Dim. "A" Bore
251-1004	1 3/8" x 6 Spl.
253-1003	1 3/8" x 21 Spl.

QD Repair Kit: see page 219

Cross & Bearing Kit

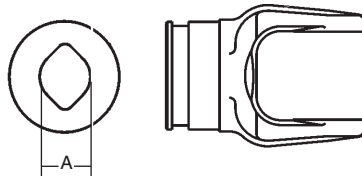
Snap Ring Located in Yoke



Stock Number	Dim. "A"	Dim. "B"
	mm in	mm in
250-0070	27.0 1 1/16" (1.063)	70.0 2 3/4" (2.756)

Inner Profile Yoke


With Bearing Groove



Stock Number	Dim. "A" Bore
	mm in
251-1643	34.5 1 11/32" (1.358)

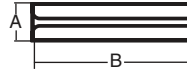
Inner Tube

34.5 (4.0 Wall) mm
1.358 (.158 Wall) in



Stock Number	Length
	mm in
251-1662	1500 59 1/16" (59.0)
253-1739	1000 39 3/8" (39.37)


Roll Pin



Stock Number	Dim. "A"		Dim. "B"	
	mm	in	mm	in
251-1084	10.0	13/32" (.394)	65.0	2 9/16" (2.559)

Outer Tube

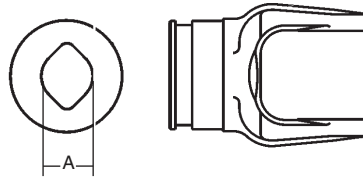
41.0 (3.0 Wall) mm
1.614 (.118 Wall) in



Stock Number	Length	
	mm	in
251-1672	1500	59 1/16" (59.0)
253-1784	1000	39 3/8" (39.37)

Outer Profile Yoke

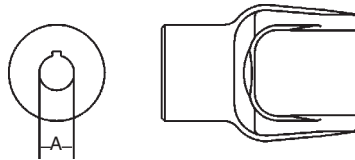
with Bearing Groove



Stock Number	Dim. "A" Bore	
	mm	in
251-1653	41.0	1 5/8" (1.614)

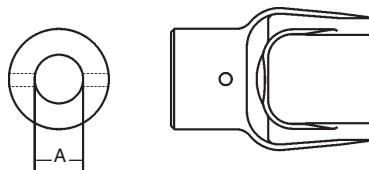
Implement Yoke

Round Bore
With Keyway & Set
Screw



Stock Number	Dim. "A" Bore		Standard Keyway	
	mm	in	mm	in
253-1022	25.0	63/64" (.984)	8.0	5/16" (.313)
253-1023	30.0	1 3/16" (1.181)	8.0	5/16" (.313)
251-1024	31.75	1 1/4" (1.250)	6.35	1/4" (.250)
251-1025	34.93	1 3/8" (1.375)	7.95	5/16" (.313)

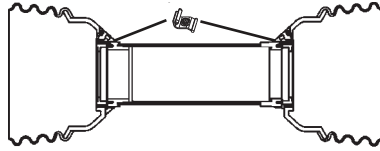
Shear Pin
With Pin Hole



Stock Number	Dim. "A" Bore	
	mm	in
253-1677	31.75	1 1/4" (1.25)
251-1033	35.0	1 3/8" (1.378)

Plastic Guard

Order Bearings as
Required



Stock Number	Overall Driveline Length		Bearing Kit
	mm	in	
253-2007	860	33 7/8" (33.86)	960-0215
253-2010	1010	39 3/4" (39.76)	960-0215
253-2058	1360	53 9/16" (53.54)	960-0215

PTO

Easy Lock™

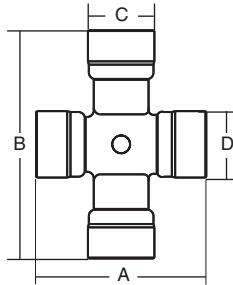
Part Number: 251-2075



2280 Series

Cross & Bearing Kit

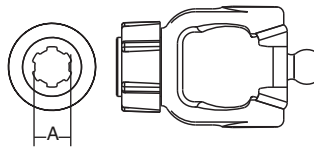
Snap Ring
Located in
Yoke



Stock Number	Dim. "A"		Dim. "B"		Dim. "C"		Dim. "D"	
	mm	in	mm	in	mm	in	mm	in
250-0276	61.2	2 13/32"	77.0	3 1/32"	22.0	7/8"	23.8	15/16"

Tractor Yoke

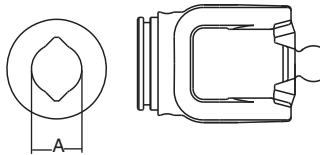
Ring Lock



Stock Number	Dim. "A" Bore
253-1556	1 3/8" x 6 Spl.

Inner Profile Yoke

With Bearing
Groove



Stock Number	Dim. "A" Bore	
	mm	in
253-1572	34.5	1 11/32" (1.358)

Inner Tube

34.5 (4.0 Wall) mm
1.358 (.158 Wall) in
Rilsan Coated



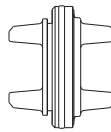
Stock Number	Length	
	mm	in
253-1752	1000	39 3/8" (39.37)

Roll Pin



Stock Number	Dim. "A"		Dim. "B"	
	mm	in	mm	in
251-1083	10.0	13/32" (.394)	60	2 3/8" (2.362)


Center Housing



Stock Number
253-1266

Outer Tube

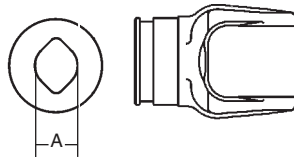
41.0 (3.0 Wall) mm
1.614 (.118 Wall) in
Special



Stock Number	Length	
	mm	in
253-1795	1000	39 3/8" (39.37)

Outer Profile Yoke

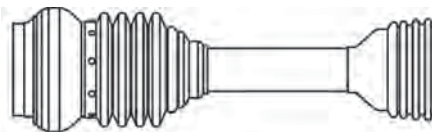
with Bearing Groove



Stock Number	Dim. "A" Bore	
	mm	in
251-1652	41.0	1.614"

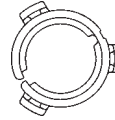
Guard with Bearing

with Bearing
253-1274



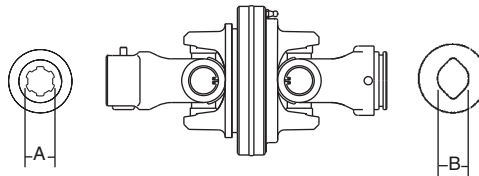
Stock Number	Overall Compressed Driveline Length
253-2028	48"

Nylon Bearing Kit



**Stock
Number**
253-1274

80° C.V. Joint

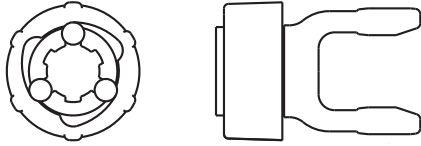


Stock Number	Dim. "A" Bore	Dim. "B" Bore
253-1620	1 3/8" x 6 Spl.	34.5mm (1.358")

2300/210 Series

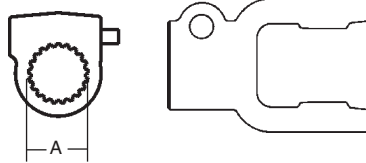
Tractor Yoke

Ring Lock



Stock Number	Dim. "A" Bore
253-1004	1 3/8" x 6 Spl.
253-1005	1 3/8" x 21 Spl.

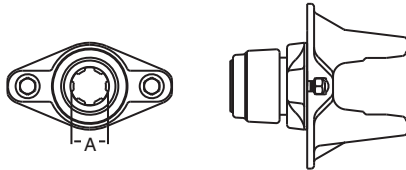
Quick Disconnect



Stock Number	Dim. "A" Bore
251-1006	1 3/8" x 6 Spl.
253-1543	1 3/8" x 21 Spl.

QD Repair Kit: see page 219

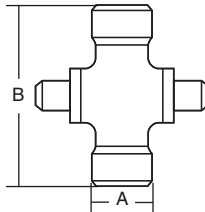
Ball Shear



Stock Number	Dim. "A" Bore
253-1008	1 3/8" x 6 Spl.
253-1009	1 3/8" x 21 Spl.

Cross & Bearing Kit

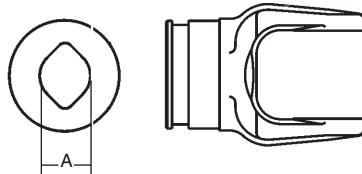
Snap Ring Located in Yoke



Stock Number	Dim. "A"		Dim. "B"	
	mm	in	mm	in
250-0080	27.0	1 1/16" (1.063)	74.6	2 15/16" (2.937)

Inner Profile Yoke

With Bearing Groove



Stock Number	Dim. "A" Bore	
	mm	in
251-1644	34.5	1 11/32" (1.358)
253-1574	39.5	1 9/16" (1.56)

Inner Tube



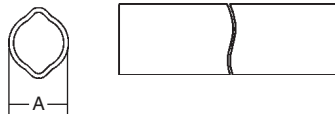
Stock Number	Dim. "A"		Length	
	mm	in	mm	in
251-1662	34.5	(4.0 Wall)	1500	59 1/16" (59.0)
253-1717	39.5	(4.5 Wall)	1500	59 1/16" (59.0)
253-1739	34.5	(4.0 Wall)	1000	39 3/8" (39.37)
253-1743	39.5	(4.5 Wall)	1000	39 3/8" (39.37)

Roll Pin



Stock Number	Dim. "A"		Dim. "B"	
	mm	in	mm	in
251-1084	10.0	13/32" (.394)	65.0	2 9/16" (2.559)

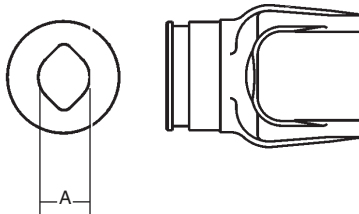
Outer Tube



Stock Number	Dim. "A"		Length	
	mm	in	mm	in
251-1672	41.0	(3.0 Wall)	1500	59 1/16" (59.0)
253-1767	48.0	(4.0 Wall)	1500	59 1/16" (59.0)
253-1784	41.0	(3.0 Wall)	1000	39 3/8" (39.37)
253-1787	48.0	(4.0 Wall)	1000	39 3/8" (39.37)

Outer Profile Yoke

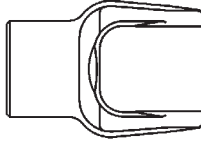
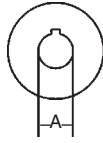
with Bearing Groove



Stock Number	Dim. "A" Bore	
	mm	in
251-1654	41.0	1 5/8" (1.614)
253-1592	48.0	1 7/8" (1.88)

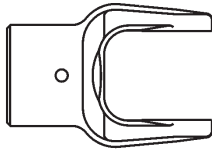
Implement Yoke

Round Bore
With Keyway & Set
Screw



Stock Number	Dim. "A" Bore		Standard Keyway	
	mm	in	mm	in
253-1026	30.0	1 3/16" (1.181)	8.0	5/16" (.313)
251-1026	31.75	1 1/4" (1.250)	6.35	1/4" (.250)
251-1027	34.93	1 3/8" (1.375)	7.95	5/16" (.313)

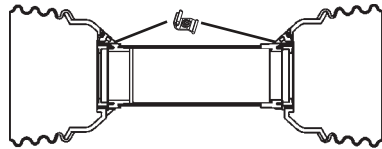
Shear Pin
With Pin Hole



Stock Number	Dim. "A" Bore	
	mm	in
253-1679	31.75	1 1/4" (1.25)
251-1034	35.0	1 3/8" (1.378)

Plastic Guard

Order Bearings as
Required



Stock Number	Overall Driveline Length		Outer Guard Bearing Kit
	mm	in	
253-2007	860	33 7/8" (33.86)	960-0215
253-2010	1010	39 3/4" (39.76)	960-0215
253-2058	1360	53 9/16" (53.54)	960-0215

Easy Lock™

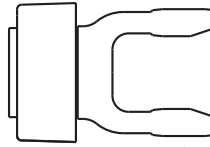
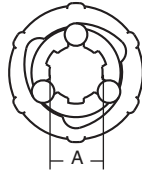
Part Number: 251-2075



220/720 Series

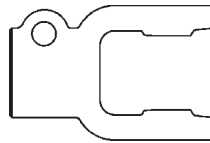
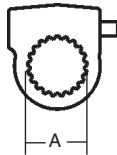
Tractor Yoke

Ring Lock



Stock Number	Dim. "A" Bore
253-1007	1 3/8" x 6 Spl.
253-1015	1 3/4" x 20 Spl.
253-1016	1 3/8" x 21 Spl.

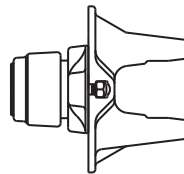
Quick Disconnect



Stock Number	Dim. "A" Bore
251-1010	1 3/8" x 6 Spl.
251-1011	1 3/8" x 21 Spl.

QD Repair Kit: see page 219

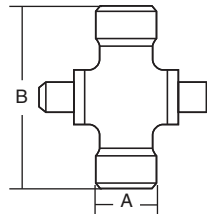
Ball Shear



Stock Number	Dim. "A" Bore
253-1018	1 3/8" x 6 Spl.
253-1019	1 3/8" x 21 Spl.

Cross & Bearing Kit

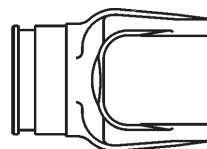
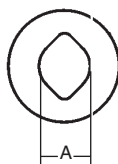
Snap Ring Located
in Yoke



Stock Number	Dim. "A"	Dim. "B"
	mm in	mm in
250-0120	30.2 1 3/16" (1.189)	92.0 3 5/8" (3.622)


Inner Profile Yoke

With Bearing
Groove



Stock Number	Dim. "A" Bore
	mm in
253-1568	39.5 1 9/16" (1.555)

Inner Tube



Stock Number		Length	
		mm	in
251-1666	39.5 (4.5 Wall)	1500	59 1/16" (59.0)
253-1746	39.5 (4.5 Wall)	1000	39 3/8" (39.37)


Roll Pin



Stock Number	Dim. "A"		Dim. "B"	
	mm	in	mm	in
251-1086	10.0	13/32" (.394)	80.0	3 5/32" (3.150)

Outer Tube

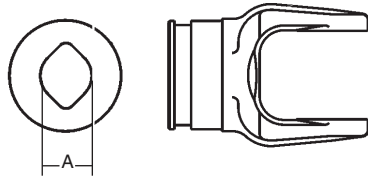
48.0 (4.0 Wall) mm
1.890 (.158 Wall) in



Stock Number	Length	
	mm	in
251-1676	1500	59 1/16" (59.0)
253-1788	1000	39 3/8" (39.37)

Outer Profile Yoke

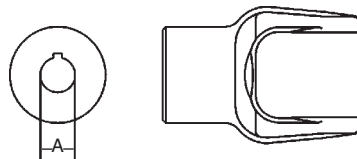
with Bearing Groove



Stock Number	Dim. "A" Bore	
	mm	in
253-1585	48.0	1 7/8" (1.890)

Implement Yoke

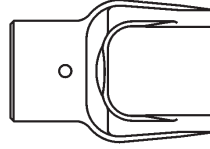
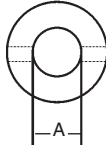
Round Bore
With Keyway & Set
Screw



Stock Number	Dim. "A" Bore		Standard Keyway	
	mm	in	mm	in
253-1033	31.75	1 1/4" (1.250)	6.4	1/4" (.250)
251-1030	34.93	1 3/8" (1.375)	8.0	5/16" (.313)

Implement Yoke (cont'd.)

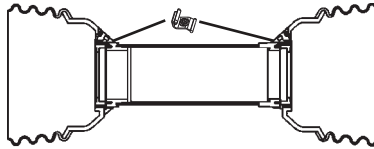
Shear Pin
With Pin Hole



Stock Number	Dim. "A" Bore	
	mm	in
251-1036	35.0	1 3/8" (1.378)
253-1682	31.75	1 1/4" (1.250)

Plastic Guard

Order Bearings as
Required



Stock Number	Overall Driveline Length		Outer Guard Bearing Kit
	mm	in	
253-2059	860	33 7/8" (33.86)	960-0325
253-2052	1010	39 3/4" (39.76)	960-0325
253-2070	1360	53 9/16" (53.54)	960-0325

Easy Lock™

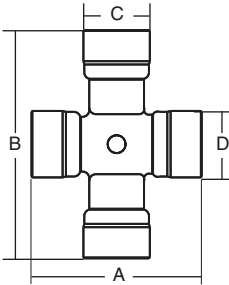
Part Number: 251-2075



2380 Series

Cross & Bearing Kit

Snap Ring
Located in
Yoke

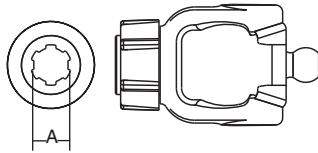


Stock Number	Dim. "A" mm in	Dim. "B" mm in	Dim. "C" mm in	Dim. "D" mm in
250-0491	74.6 2 15/16" (2.93)	91.0 3 37/64" (3.58)	23.8 15/16" (.93)	27.0 1 1/16" (1.06)

PTO

Tractor Yoke

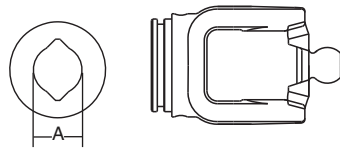
Ring Groove



Stock Number	Dim. "A" Bore
253-1557	1 3/8" x 6 Spl.
251-1007	1 3/8" x 21 Spl.

Inner Profile Yoke

With Bearing
Groove



Stock Number	Dim. "A" Bore mm in
253-1573	34.5 1 23/64" (1.36)

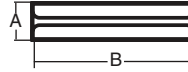
Inner Tube

34.5 (4.0 Wall) mm
1.358 (.158 Wall) in
Rilsan Coated



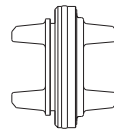
Stock Number	Length mm in
253-1752	1000 39 3/8" (39.37)

Roll Pin



Stock Number	Dim. "A"		Dim. "B"	
	mm	in	mm	in
251-1084	10.0	25/64" (.393)	65.0	2 9/16" (2.56)


Center Housing



Stock Number
253-1267

Outer Tube

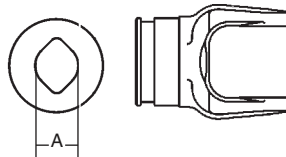
41.0 (3.0 Wall) mm (4.0 Wall)
Special



Stock Number	Length	
	mm	in
253-1795	1000	39 3/8" (39.37)

Outer Profile Yoke

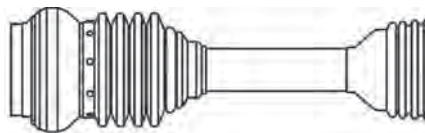
with Bearing Groove



Stock Number	Dim. "A" Bore	
	mm	in
251-1654	41.0	1.614"

Guard with Bearing

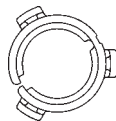
with Bearing
253-1275



Stock Number	Overall Compressed Driveline Length
253-2029	48"

2380 Series (cont'd.)

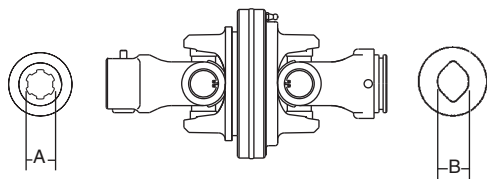
Nylon Bearing Kit



**Stock
Number**

253-1275

80° C.V. Joint



**Stock
Number**

253-1621

**Dim. "A"
Bore**

1 3/8" x 6 Spl.

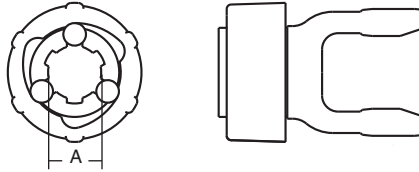
**Dim. "B"
Bore**

34.5mm (1.358")

2400 Series*

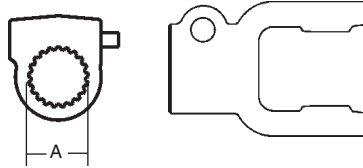
Tractor Yoke

Ring Lock



Stock Number	Dim. "A" Bore
253-1507	1 3/8" x 6 Spl.
253-1508	1 3/4" x 20 Spl.
253-1509	1 3/8" x 21 Spl.

Quick Disconnect

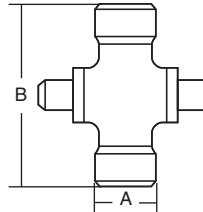


Stock Number	Dim. "A" Bore
251-1610	1 3/8" x 6 Spl.
253-1531	1 3/4" x 20 Spl.
253-1532	1 3/8" x 21 Spl.

QD Repair Kit: see page 219

Cross & Bearing Kit

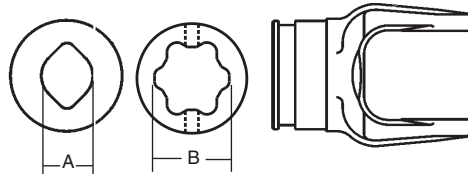
Snap Ring Located in Yoke



Stock Number	Dim. "A" mm in	Dim. "B" mm in
250-0140	32.0 1 1/4" (1.260)	76.0 2 31/32" (2.992)

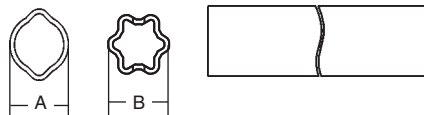
Inner Profile Yoke

With Bearing Groove



Stock Number	Dim. "A" Profile mm in	Dim. "B" Profile mm in
251-1646 (lemon)	39.5 1 9/16" (1.555)	
253-1576 (star)		51.0 2 1/64" (2.01)

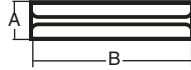
Inner Tube



Stock Number	Dim. "A"	Dim. "B"	Length mm in
251-1666	39.5 (4.5 Wall)		1500 59 1/16" (59.0)
253-1721		51.0 (6.0 Wall)	1500 59 1/16" (59.0)
253-1746	39.5 (4.5 Wall)		1000 39 3/8" (39.37)
253-1747		51.0 (6.0 Wall)	1000 39 3/8" (39.37)

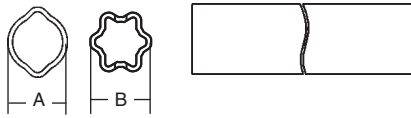
2400 Series (cont'd.)

Roll Pin



Stock Number	Dim. "A"		Dim. "B"	
	mm	in	mm	in
251-1085	10.0	13/32" (.394)	75.0	2 15/16" (2.953)

Outer Tube

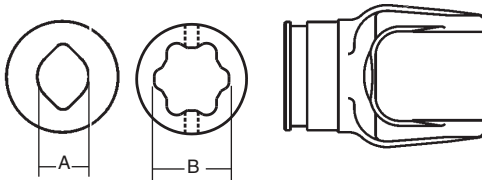


Stock Number	Dim. "A"		Dim. "B"		Length	
	mm	in	mm	in	mm	in
251-1676	48.0	(4.0 Wall)			1500	59 1/16" (59.063)
253-1771			61.0	(4.0 Wall)	1500	59 1/16" (59.063)
253-1788	48.0	(4.0 Wall)			1000	39 7/8" (39.375)
253-1791			61.0	(4.0 Wall)	1000	39 7/8" (39.375)

PTO

Outer Profile Yoke

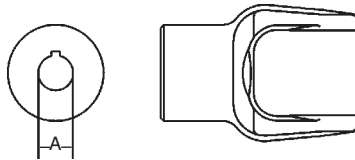
with
Bearing
Groove



Stock Number	Dim. "A" Bore		Dim. "B" Bore	
	mm	in	mm	in
251-1656	48.0	1 7/8" (1.890)		
253-1588 (4.0 Wall)			61.0	2 13/32" (2.40)

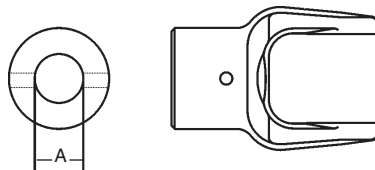
Implement Yoke

Round Bore
With Keyway & Set
Screw



Stock Number	Dim. "A" Bore		Standard Keyway	
	mm	in	mm	in
251-1632	31.75	1 1/4" (1.250)	6.35	1/4" (.250)
251-1633	34.93	1 3/8" (1.375)	7.95	5/16" (.313)

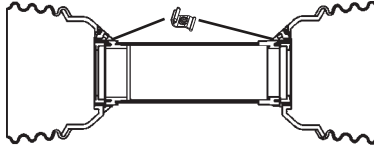
Shear Pin
With Pin Hole



Stock Number	Dim. "A" Bore	
	mm	in
251-1636	35.0mm	(1.378)
253-1673	1 3/8"	(1.375)

Plastic Guard

Without Bearings
Order Bearings as
Required



Stock Number	Overall Driveline Length		Outer Guard Bearing Kit
	mm	in	
253-2059	860	33 7/8" (33.86)	960-0325
253-2052	1010	39 3/4" (39.76)	960-0325
253-2070	1360	53 9/16" (53.54)	960-0325

Easy Lock™

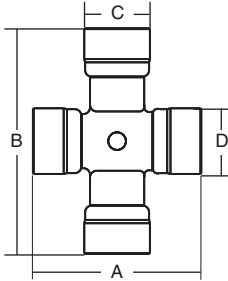
Part Number: 251-2075



2480 Series

Cross & Bearing Kit

Snap Ring
Located in
Yoke

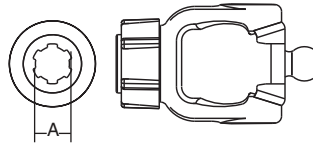


Stock Number	Dim. "A" mm in	Dim. "B" mm in	Dim. "C" mm in	Dim. "D" mm in
250-0694	76 2 63/64" (2.99)	94.0 3 45/64" (3.700)	27 1 1/16" (1.06)	32 1 7/64" (1.26)

PTO

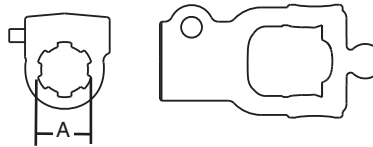
Tractor Yoke

Ring Lock



Stock Number	Dim. "A" Bore
253-1550	1 3/8" x 6 Spl.
253-1551	1 3/4" x 20 Spl.
253-1552	1 3/8" x 21 Spl.

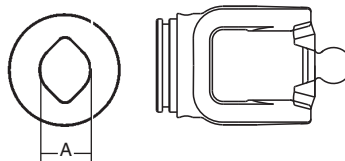
Quick Disconnect



Stock Number	Dim. "A" Bore
253-1559	1 3/8" x 6 Spl.
253-1560	1 3/4" x 20 Spl.
253-1561	1 3/8" x 21 Spl.

QD Repair Kit: see page 219


Inner Profile Yoke



Stock Number	Dim. "A" Bore mm in
253-1575	39.5 1 9/16" (1.56)

Inner Tube

39.5 (4.5 Wall) in
Rilsan Coating



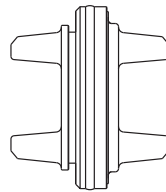
Stock Number	Dim. "A" mm in	Length mm in
253-1724	39.5 1 9/16" (1.56)	1000 39 3/8" (39.37)

Roll Pin



Stock Number	Dim. "A"		Dim. "B"	
	mm	in	mm	in
251-1086	10.0	13/32" (.406)	80.0	3 5/32" (3.156)

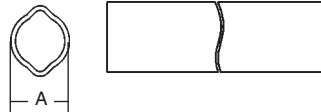
Center Housing



Stock Number
253-1268

Outer Tube

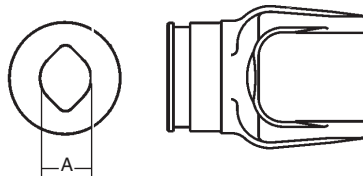
(4.0 Wall) Special



Stock Number	Dim. "A"		Length	
	mm	in	mm	in
253-1798	48.0	1 57/64" (1.89)	1000	39 3/8" (39.37)

Outer Profile Yoke

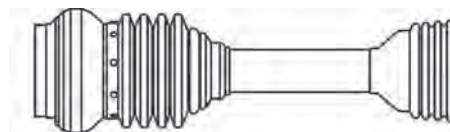
with Bearing Groove



Stock Number	Dim. "A" Bore	
	mm	in
251-1656	48.0	1 7/8" (1.890)

Easy Lock™ Guard with Bearing

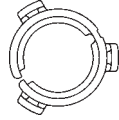
with Bearing
253-1276



Stock Number	Overall Compressed Driveline Length
253-2030	48"
253-2031	66"

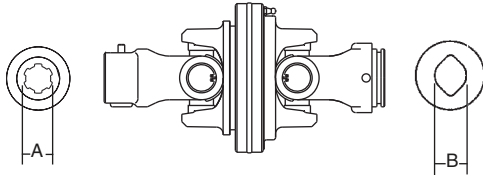
2480 Series (cont'd.)

Nylon Bearing Kit



Stock
Number
253-1276

80° C.V. Joint



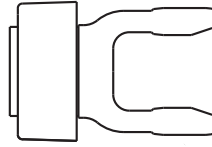
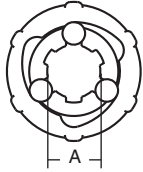
Stock Number	Dim. "A" Bore	Dim. "B" Bore
253-1622	1 3/8" x 6 Spl.	39.5mm (1.562")

PTO

2500 Series

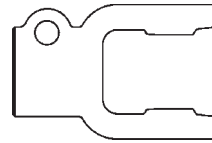
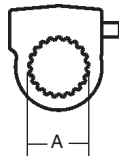
Tractor Yoke

Ring Lock



Stock Number	Dim. "A" Bore
253-1510	1 3/8" x 6 Spl.
253-1511	1 3/4" x 20 Spl.
253-1512	1 3/8" x 21 Spl.

Quick Disconnect

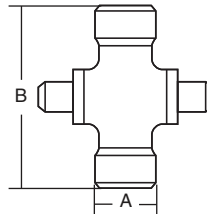


Stock Number	Dim. "A" Bore
251-1612	1 3/8" x 6 Spl.
251-1614	1 3/4" x 20 Spl.
251-1613	1 3/8" x 21 Spl.

QD Repair Kit: see page 219

Cross & Bearing Kit

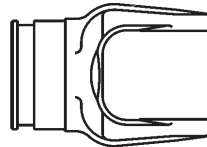
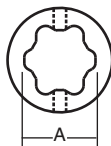
Snap Ring Located in Yoke



Stock Number	Dim. "A" mm in	Dim. "B" mm in
250-0200	36.0 1 13/32" (1.417)	89.0 3 1/2" (3.504)

Inner Profile Yoke

With Bearing Groove



Stock Number	Dim. "A" Bore mm in
251-1647	51.0 2" (2.0)

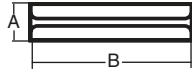
Inner Tube

51.0 mm
2.00"



Stock Number	Length mm in
251-1667	1500 59 1/16" (59.0)
253-1749	1000 39 3/8" (39.37)

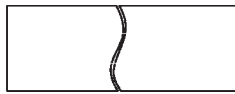
Roll Pin



Stock Number	Dim. "A"		Dim. "B"	
	mm	in	mm	in
251-1089	10.0	13/32" (.406)	90.0	3 1/2" (3.543)

Outer Tube

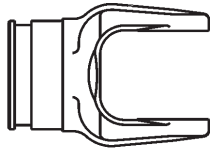
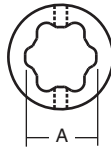
61.0 (4.0 Wall) mm
2.40 (.158 Wall)"



Stock Number	Length	
	mm	in
251-1677	1500	59 1/16" (59.0)
253-1792	1000	39 3/8" (39.37)

Outer Profile Yoke

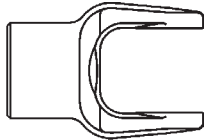
with
Bearing
Groove



Stock Number	Dim. "A" Bore	
	mm	in
251-1657	61.0	2 3/8" (2.402)

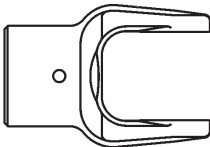
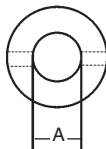
Implement Yoke

Round Bore
With Keyway & Set
Screw



Stock Number	Dim. "A" Bore		Standard Keyway	
	mm	in	mm	in
251-1634	35.0	1 3/8" (1.378)	8.0	5/16" (.313)
251-1635	38.1	1 1/2" (1.500)	9.5	3/8" (.375)

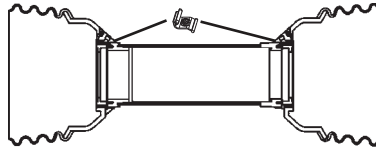
Shear Pin
With Pin Hole



Stock Number	Dim. "A" Bore	
	mm	in
251-1637	35.0	1 3/8" (1.378)
251-1638	38.1	1 1/2" (1.500)

Plastic Guard

Order Bearings as
Required



Stock Number	Overall Driveline Length		Bearing Kit
	mm	in	
253-2059	860	33 7/8" (33.86)	960-0325
253-2052	1010	39 3/4" (39.76)	960-0325
253-2070	1360	53 9/16" (53.54)	960-0325

Easy Lock™

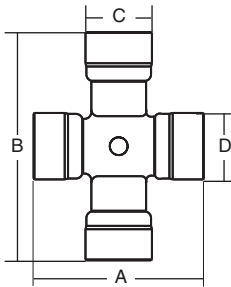
Part Number: 251-2075



2580 Series

Cross & Bearing Kit

Snap Ring Located in Yoke

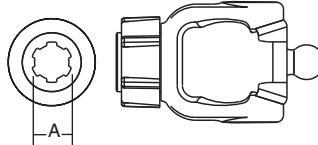


Stock Number	Dim. "A"		Dim. "B"		Dim. "C"		Dim. "D"	
	mm	in	mm	in	mm	in	mm	in
250-0906	88.8	3.49"	106.0	4.17"	32.0	1.26"	36.0	1.42

Two grease fittings:
 One angled grease fitting in center of cross &
 One Regular grease fitting in end of cap

PTO

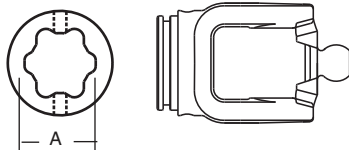
Tractor Yoke



Stock Number	Dim. "A" Bore
253-1553	1 3/8" x 6 Spl.
253-1554	1 3/4" x 20 Spl.
253-1555	1 3/8" x 21 Spl.

Inner Profile Yoke

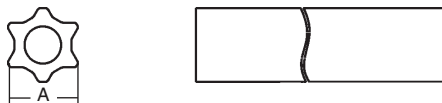
with Bearing Groove



Stock Number	Dim. "A" Bore
253-1700	51.0 2" (2.0)

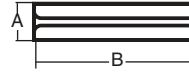
Inner Tube

Rilsan Coated



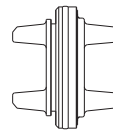
Stock Number	Dim. "A"		Length	
	mm	in	mm	in
253-1753	51.0	2.01"	1000	39 3/8" (39.37)

Roll Pin



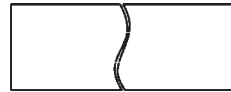
Stock Number	Dim. "A"		Dim. "B"	
	mm	in	mm	in
251-1089	10	13/32" (.41)	90	3 1/2" (3.54)

Center Housing



Stock Number
253-1269

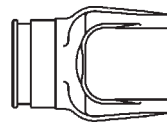
Outer Tube



Stock Number	Length	
	mm	in
251-1677	1500	59 1/16" (59.0)
253-1792	1000	39 3/8" (39.37)

Outer Profile Yoke

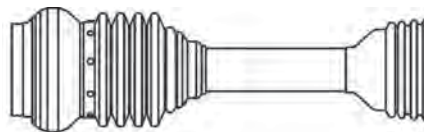
with Bearing Groove



Stock Number	Dim. "A" Bore	
	mm	in
251-1657	61.0	2 3/8" (2.402)

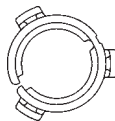
Guard with Bearing

with Bearing
253-1277



Stock Number	Overall Compressed Driveline Length
253-2032	48"
253-2033	66"

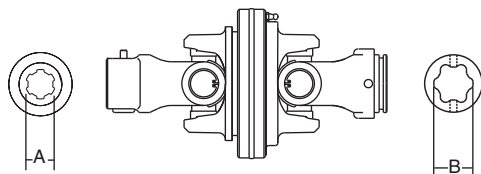
Nylon Bearing Kit



Stock
Number

253-1277

80° C.V. Joint



Stock
Number

253-1623

Dim. "A"
Bore

1 3/8" x 6 Spl.

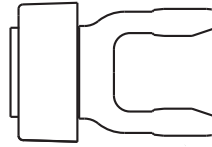
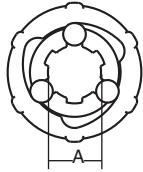
Dim. "B"
Bore

51.0 mm (2.000")

2600 Series

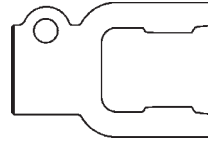
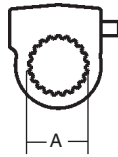
Tractor Yoke

Ring Lock



Stock Number	Dim. "A" Bore
253-1503	1 3/8" x 6 Spl.
253-1504	1 3/4" x 20 Spl.
253-1505	1 3/8" x 21 Spl.

Quick Disconnect

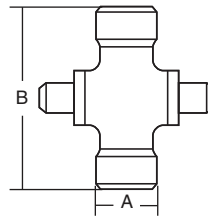


Stock Number	Dim. "A" Bore
251-1601	1 3/8" x 6
251-1603	1 3/4" x 20
251-1602	1 3/8" x 21

QD Repair Kit: see page 219

Cross & Bearing Kit

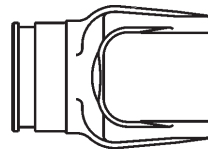
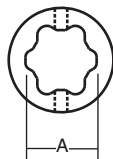
Snap Ring Located in Yoke



Stock Number	Dim. "A" mm in	Dim. "B" mm in
250-0704	42.0 1 21/32" (1.65)	104.0 3 7/64" (4.10)

Inner Profile Yoke

With Bearing Groove



Stock Number	Dim. "A" mm	Bore in
251-1648	61.0	2 13/32" (2.40)

Inner Tube

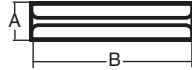
61.0 (4.0 Wall) mm
2.402 (.158 Wall) in



Stock Number	Length mm	in
253-1710	1500	59 1/16" (59.0)
253-1735	1000	39 3/8" (39.37)

2600 Series (cont'd.)

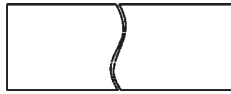
Roll Pin



Stock Number	Dim. "A"		Dim. "B"	
	mm	in	mm	in
251-1089	10.0	13/32" (.406)	90.0	3 1/2" (3.543)

Outer Tube

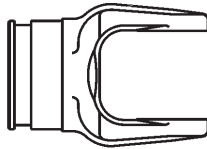
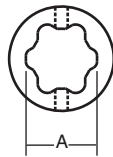
71.0 (5.0 Wall) mm
2.795 (.197 Wall) in



Stock Number	Length	
	mm	in
253-1760	1500	59 1/16" (59.0)
253-1780	1000	39 3/8" (39.37)

Outer Profile Yoke

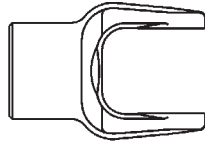
with Bearing Groove



Stock Number	Dim. "A" Bore	
	mm	in
251-1658	71.0	2 51/64" (2.795)

Implement Yoke

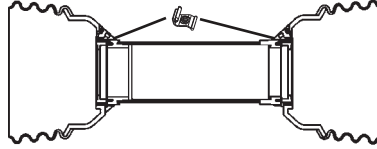
Round Bore
With Keyway & Set
Screw



Stock Number	Dim. "A" Bore		Standard Keyway	
	mm	in	mm	in
253-1595	38.10	1 1/2" (1.5)	9.53	3/8" (.375)
253-1596	41.28	1 5/8" (1.625)	9.53	3/8" (.375)
253-1597	44.45	1 3/4" (1.75)	9.53	3/8" (.375)
253-1598	50.80	2" (2.0)	12.7	1/2" (.5)

Plastic Guard

Order Bearings as
Required



Stock Number	Overall Driveline Length		Bearing Kit
	mm	in	
253-2071	860	33 7/8" (33.86)	960-0435
253-2053	1010	39 3/4" (39.76)	960-0435
253-2072	1360	53 9/16" (53.54)	960-0435

Easy Lock™

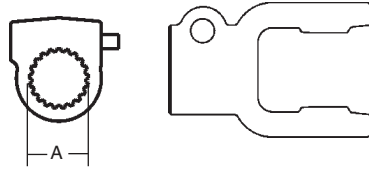
Part Number: 251-2075



II Series

Tractor Yoke

Quick Disconnect



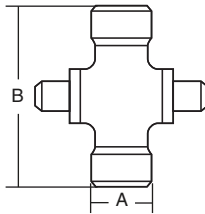
QD Repair Kit: see page 219

Stock Number	Dim. "A" Bore
253-1533	1 3/8" x 6 Spl.
253-1534	1 3/8" x 21 Spl.

PTO

Cross & Bearing Kit

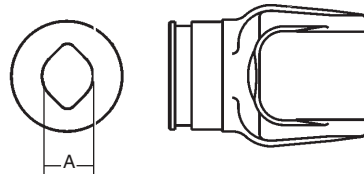
Snap Ring Located in Bushing



Stock Number	Dim. "A"	Dim. "B"
	mm in	mm in
250-0150	34.0 1 11/32" (1.339)	90.0 3 17/32" (3.543)

Inner Profile Yoke

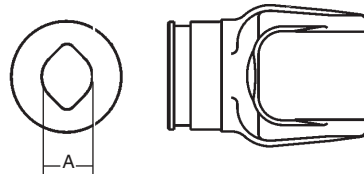
With Bearing Groove



Stock Number	Dim. "A" Bore
	mm in
253-1570	39.5 1 9/16" (1.555)

Outer Profile Yoke

with Bearing Groove



Stock Number	Dim. "A" Bore
	mm in
253-1589	48.0 1 7/8" (1.890)

Shafting and Tubing

Inner Tube



Stock Number	Series	Length
251-1061	ByPy 1	59 1/16"
251-1060	ByPy 1	39 3/8"
251-1062	ByPy 2	59 1/16"
251-1066	ByPy 2	39 3/8"
251-1063	ByPy 3	59 1/16"
251-1068	ByPy 3	39 3/8"
251-1064	ByPy 3	59 1/16"
253-1065	ByPy 3	39 3/8"
251-1065	ByPy 5 and 6	59 1/16"
253-1066	ByPy 4 and 6	39 3/8"
251-1067	ByPy 7N	59 1/16"
253-1068	ByPy 7N	39 3/8"
253-1064	ByPy 8 and 9	39 3/8"
251-1661	W/S 2100	59 1/16"
253-1736	W/S 2100	39 3/8"
251-1662	W/S 2200, I and 2300	59 1/16"
253-1739	W/S 2200, I and 2300	39 3/8"
251-1666	W/S 220 and 2400	59 1/16"
253-1746	W/S 220 and 2400	39 3/8"
251-1667	W/S 2500	59 1/16"
253-1749	W/S 2500	39 3/8"
253-1710	W/S 2600	59 1/16"
253-1747	W/S 2600	39 3/8"
253-1752	W/S 2280/2380	39 3/8"
253-1724	W/S 2480	39 3/8"
253-1753	W/S 2580	39 3/8"

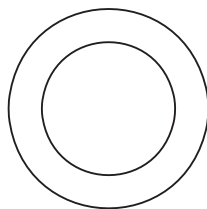
Outer Tube



Stock Number	Series	Length
251-1071	ByPy 1	59 1/16"
251-1070	ByPy 1	39 3/8"
251-1072	ByPy 2	59 1/16"
253-1779	ByPy 2	39 3/8"
251-1073	ByPy 3 and 4	59 1/16"
251-1077	ByPy 3 and 4	39 3/8"
251-1075	ByPy 5	59 1/16"
251-1079	ByPy 5	39 3/8"
251-1076	ByPy 6, 7N and 8	59 1/16"
253-1075	ByPy 6, 7N and 8	39 3/8"
251-1078	ByPy 8 and 9	59 1/16"
253-1072	ByPy 8 and 9	39 3/8"
251-1671	W/S 2100	59 1/16"
253-1782	W/S 2100	39 3/8"
251-1672	W/S 2200, I and 2300	59 1/16"
253-1784	W/S 2200, I and 2300	39 3/8"
251-1676	W/S 220 and 2400	59 1/16"
253-1788	W/S 220 and 2400	39 3/8"
251-1677	W/S 2500 & 2580	59 1/16"
253-1792	W/S 2500 & 2580	39 3/8"
253-1760	W/S 2600	59 1/16"
253-1780	W/S 2600	39 3/8"
253-1795	W/S 2280/2380	39 3/8"
253-1798	W/S 2480	39 3/8"

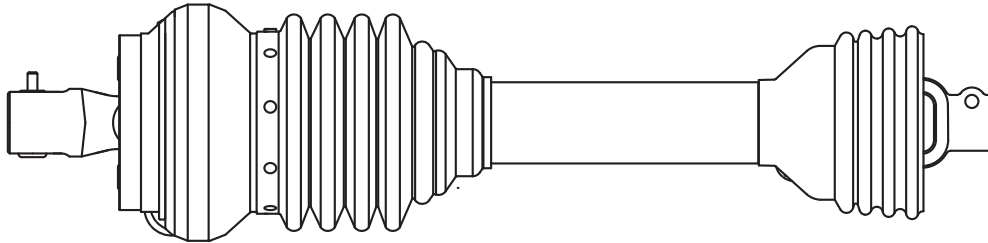
PTO

Friction Disc



Stock Number	Outer Diameter		Inner Diameter	
	mm	in	mm	in
253-1278	153.0	6 1/64" (6.024")	91.0	3 37/64" (3.58")
253-1279	140.0	5 1/64" (5.12")	86.0	3 25/64" (3.39")
253-1280	160.0	6 19/64" (6.299")	97.0	3 53/64" (3.12")

Complete Metric CV Driveline



PTO

Stock No.	Series	Tractor Yoke	Implement Yoke	Overall Driveline Length
253-1935	2480	1 3/8" x 6 Spl.	1 3/8" x 6 Spl.	48"
253-1936	2480	1 3/8" x 6 Spl.	1 3/8" x 6 Spl.	60"
253-1937	2580	1 3/8" x 6 Spl.	1 3/8" x 6 Spl.	48"
253-1940	2580	1 3/8" x 6 Spl.	1 3/8" x 6 Spl.	60"
253-1942	2480	1 3/8" x 21 Spl.	1 3/8" x 6 Spl.	48"
253-1943	2480	1 3/8" x 21 Spl.	1 3/8" x 6 Spl.	60"
253-1944	2580	1 3/8" x 21 Spl.	1 3/8" x 6 Spl.	48"
253-1947	2580	1 3/8" x 21 Spl.	1 3/8" x 6 Spl.	60"

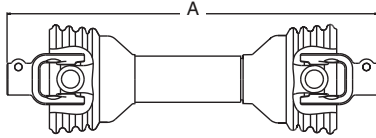
CV Metric Flexwing Mower Replacement Driveline

Stock No.	Series	Tractor Yoke	Clamp-Style Implement Yoke	Overall Driveline Length
253-1938	2580	1 3/8" x 6 Spl.	1 3/4" x 20 Spl.	51"
253-1945	2580	1 3/8" x 21 Spl.	1 3/4" x 20 Spl.	51"
253-1949	2580	1 3/4" x 20 Spl.	1 3/4" x 20 Spl.	51"
253-1939	2580	1 3/8" x 6 Spl.	1 3/8" x 6 Spl.	55"
253-1946	2580	1 3/8" x 21 Spl.	1 3/8" x 6 Spl.	55"
253-1950	2580	1 3/4" x 20 Spl.	1 3/8" x 6 Spl.	55"
253-1941	2580	1 3/8" x 6 Spl.	1 3/4" x 20 Spl.	55"
253-1948	2580	1 3/8" x 21 Spl.	1 3/4" x 20 Spl.	55"
253-1951	2580	1 3/4" x 20 Spl.	1 3/4" x 20 Spl.	55"

Metric Replacement Driveline

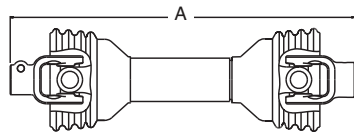
Interchanges with Bondioli & Pavesi and Walterscheid

Fertilizer Spreader



Stock Number	Series	Overall Comp.		
		Length Dim. "A"	Tractor Yoke	Implement Yoke
253-1917	BYPY 1	27"	1 3/8" x 6 Spl. QD	1 3/8" x 6 Spl. QD
253-1918	BYPY 1	35"	1 3/8" x 6 Spl. QD	1 3/8" x 6 Spl. QD

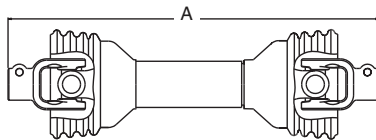
Post Hole Digger



Stock Number	Series	Overall Comp.		
		Length Dim. "A"	Tractor Yoke	Implement Yoke
253-1920	BYPY 2*	52"	1 3/8" x 6 Spl. QD	1 1/4" Rd w/Pinhole
253-1925	BYPY 4**	53"	1 3/8" x 6 Spl. QD	1 1/4" Rd w/Pinhole

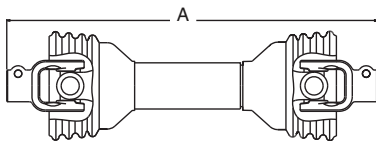
*Light Duty
**Heavy Duty

All Purpose Driveline



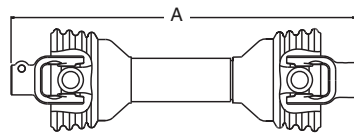
Stock Number	Series	Overall Comp.		
		Length Dim. "A"	Tractor Yoke	Implement Yoke
253-1919	BYPY 2	47"	1 3/8" x 6 Spl. QD	1 3/8" x 6 Spl. QD
253-1924	BYPY 4	48"	1 3/8" x 6 Spl. QD	1 3/8" x 6 Spl. QD
253-1929	BYPY 6	57"	1 3/8" x 6 Spl. QD	1 3/8" x 6 Spl. QD
253-1930	BYPY 8	57"	1 3/8" x 6 Spl. QD	1 3/8" x 6 Spl. QD

Finishing Mower



Stock Number	Series	Overall Comp.		
		Length Dim. "A"	Tractor Yoke	Implement Yoke
253-1921	BYPY 3	40"	1 3/8" x 6 Spl. QD	1 3/8" x 6 Spl. QD
253-1923	BYPY 4	46"	1 3/8" x 6 Spl. QD	1 3/8" x 6 Spl. QD
253-1928	BYPY 6	37"	1 3/8" x 6 Spl. QD	1 3/8" x 6 Spl. QD

Catfish Pond Driveline

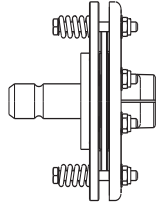


Stock Number	Series	Overall Comp.		
		Length Dim. "A"	Tractor Yoke	Implement Yoke
253-1922	BYPY 4	48"	1 3/8" x 6 Spl. QD	1 1/2" Rd
253-1926	BYPY 5	48"	1 3/8" x 6 Spl. QD	1 1/2" Rd
253-1927	BYPY 6	48"	1 3/8" x 6 Spl. QD	1 1/2" Rd
253-1931	BYPY 5	48"	1 3/8" x 21 Spl. QD	1 1/2" Rd
253-1932	BYPY 6	48"	1 3/8" x 21 Spl. QD	1 1/2" Rd

Metric Replacement Driveline (cont'd.)

Universal Friction Clutch

NOTE: To be used on implement end only




Stock Number	Tractor Yoke	Implement Yoke
253-1270	1 3/8" x 6 Spl. Bore	1 3/8" x 6 Spl. Shaft
253-1271	1 3/8" Rd. Bore	1 3/8" Rd. Shaft

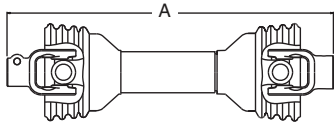
PTO

Easy Lock™ Guard Repair Kit

- Revolutionary design allows simple assembly and disassembly.
- No tools required for assembly and only a screwdriver is required for disassembly.
- All drivelines provided with *patented* user-friendly *EASY LOCK™* Guard.
- 1 bag (4 pcs.) *EASY LOCK™* Guard Clips
- Part No.: 251-2075

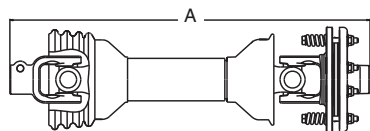


Rotary Cutter



Stock Number	Series	Type	Overall Comp. Length Dim. "A"	Tractor Yoke	Implement Yoke
253-1901	BYPY 2	Pull (Towed)	51"	1 3/8" x 6 Spl. QD	1 3/8" Rd w/Pinhole
253-1903	BYPY 4	4 ft. Lift (3-pt. Hitch)	32"	1 3/8" x 6 Spl. QD	1 3/8" Rd w/ Pinhole
253-1904	BYPY 4	5 ft. Lift (3-pt. Hitch)	36"	1 3/8" x 6 Spl. QD	1 3/8" Rd w/ Pinhole
253-1906	BYPY 4	6 ft. Lift (3-pt. Hitch)	42"	1 3/8" x 6 Spl. QD	1 3/8" Rd w/ Pinhole
253-1907	BYPY 4	Pull (Towed)	51"	1 3/8" x 6 Spl. QD	1 3/8" Rd w/ Pinhole
253-1908	BYPY 5	6 ft. Lift (3-pt. Hitch)	42"	1 3/8" x 6 Spl. QD	1 3/8" Rd w/ Pinhole
253-1909	BYPY 5	6 ft. Heavy Duty	46"	1 3/8" x 6 Spl. QD	1 3/8" x 6 Spl. QD
253-1912	BYPY 6	7 ft. Lift (3-pt. Hitch)	52"	1 3/8" x 6 Spl. QD	1 3/8" Rd w/ Pinhole

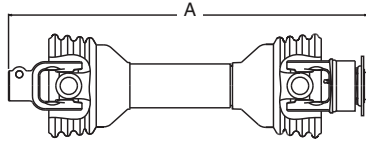
Rotary Cutter/Tiller



Stock Number	Series	Type	Overall Comp. Length Dim. "A"	Tractor Yoke	Implement Yoke
253-1914	BYPY 4	Pull (Towed)	38"	1 3/8" x 6 Spl. QD	1 3/8" x 6 Spl. Friction Clutch
253-1953	BYPY 5	Pull (Towed)	46"	1 3/8" x 6 Spl. QD	1 3/8" x 6 Spl. Friction Clutch
253-1954	BYPY 6	7 ft. Lift (3-pt. Hitch)	54"	1 3/8" x 6 Spl. QD	1 3/8" x 6 Spl. Friction Clutch

Metric Replacement Driveline (cont'd.)

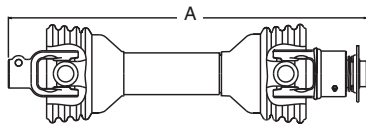
Hay Tedder



Stock Number	Series	Type	Overall Comp.	Tractor Yoke	Implement Yoke
			Length Dim. "A"		
253-1955	BYPY 2*	2-Rotor	52"	1 3/8" x 6 Spl. QD	1 3/8" x 6 Spl. Radial Pin Clutch
253-1956	BYPY 4**	4-Rotor	54"	1 3/8" x 6 Spl. QD	1 3/8" x 6 Spl. Radial Pin Clutch

*Light Duty
**Heavy Duty

Disc Mower




Stock Number	Series	Type	Overall Comp.	Tractor Yoke	Implement Yoke
			Length Dim. "A"		
253-1957	BYPY 6		39"	1 3/8" x 6 Spl. QD	1 3/8" x 6 Spl. QD w/Overrunning Clutch
253-1958	W/S 2400		45"	1 3/8" x 6 Spl. QD	1 3/8" x 6 Spl. QD w/Overrunning Clutch

PTO

Quick Disconnect Repair Kit

Repair Kit for
1 3/8" x 6 Spl. &
1 3/8" x 21 Spl.



Stock No. 251-1016

Bondioli & Pavesi Series
1,2,3,4,5,6,7N, 8 and 9

Repair Kit for
7N Series



Stock No. 251-1017

1 3/4" x 20 Spl.

Repair Kit for
1 3/4" x 20 Spl.



Stock No. 251-1617

All Walterscheid Series
Spring Internal to Yoke

Repair Kit for
1 3/8" x 6 Spl. &
1 3/8" x 21 Spl.



Stock No. 251-1615

for all Walterscheid Series

PTO Cross Reference Chart

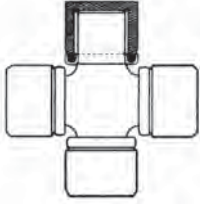
North American Components

Our Cross & Brg Kit Stock #	Weasler Aftmkt. U-Joint Series	Weasler U-Joint Series	APC/Wesco U-Joint Series	Chainbelt U-Joint Series	G&G U-Joint Series	Neapco U-Joint Series	Rockwell U-Joint Series	Spicer U-Joint Series
250-0264							1FR	
250-0265							3DR	
250-0600	6	L6W/6RW	6N 6R		6N	L600	L6N	
210-0170						0675		
250-0810		W						
210-0170								1000
250-1200	12	12RW 12R	12N	R12N R31N/120	12N	1200	L12N	1140
250-1400	14	14R/GN 14NW	14N	R14N/140	14N	2000	L14N	1240
210-2011						1800		
230-0188						2600		1480
250-3500	35	35RW/35R DN/35NW	35N	R35N/350	35N	2200	35N	1340
250-4400	44	44R	44N	440	14R	44R	44R	1440
250-5500	55	L55/55NW 55R			55N		55N	

PTO

Metric Components

Cross & Bearing Kit Stock #	Interchanges with Bondioli & Pavesi Series	Interchanges with Walterscheid Series
250-0030	1	---
250-0110	5	---
250-0818	7N	---
250-0170	8	---
250-0908	9	---
250-0704	---	2600
250-0040	---	2100
250-0276	---	2400
250-0150	---	II
250-0200	---	2500
250-0050	2	2200
250-0070	3	I
250-0080	4	2300
250-0120	6	220
250-0876	7 (Old Series)	230
250-0276	---	2280
250-0491	---	2380
250-0694	---	2480
250-0906	---	2580



North American Agriculture Components

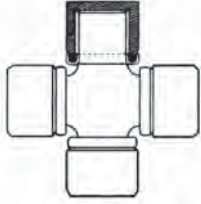
PTO

Competitor	Series	Cross & Bearing Stock Kit Part #
APC / Wesco	12N	250-1200
APC / Wesco	14N	250-1400
APC / Wesco	35N	250-3500
APC / Wesco	44N	250-1400
APC / Wesco	6N	250-0600
APC / Wesco	6R	250-0600
Chainbelt	440	250-1400
Chainbelt	R12N	250-1200
Chainbelt	R14N/140	250-1400
Chainbelt	R31N/120	250-1200
Chainbelt	R35N/350	250-3500
G&G	12N	250-1200
G&G	14N	250-1400
G&G	14R	250-1400
G&G	35N	250-3500
G&G	55N	250-5500
G&G	6N	250-0600
Neapco	0675	210-0170
Neapco	1200	250-1200
Neapco	1800	210-2011
Neapco	2000	250-1400
Neapco	2200	250-3500
Neapco	2600	NA
Neapco	44R	250-1400
Neapco	L600	250-0600
Rockwell	1FR	250-0264
Rockwell	35N	250-3500
Rockwell	3DR	250-0265

Competitor	Series	Cross & Bearing Stock Kit Part #
Rockwell	44R	250-1400
Rockwell	55N	250-5500
Rockwell	L12N	250-1200
Rockwell	L14N	250-1400
Rockwell	L6N	250-0600
Spicer	1000	NA
Spicer	1140	250-1200
Spicer	1240	250-1400
Spicer	1340	250-3500
Spicer	1440	250-1400
Weasler	12R	250-1200
Weasler	12RW	250-1200
Weasler	14NW	250-1400
Weasler	14R/GN	250-1400
Weasler	35RW/35R	250-3500
Weasler	44R	250-1400
Weasler	55R	250-5500
Weasler	DN/35NW	250-3500
Weasler	L55/55NW	250-5500
Weasler	L6W/6RW	250-0600
Weasler	W	250-0810
Weasler Aftermarket	6	250-0600
Weasler Aftermarket	12	250-1200
Weasler Aftermarket	14	250-1400
Weasler Aftermarket	35	250-3500
Weasler Aftermarket	44	250-1400
Weasler Aftermarket	55	250-5500

North American Agriculture Series

Part #	Series	Rated HP @ 540 RPM	Rated HP @ 1000 RPM	Cap Bearing Diameter	Cap to Cap Overall Length	Snap Ring Type
250-0264	Rockwell 1FR	*	*	7/8"	2-15/16"	Outside
250-0265	Rockwell 3DR	*	*	1"	3-15/16"	Outside
250-0600	6	16	30	31/32"	2-5/16"	Inside
210-0170	0675	15	24	15/16"	2-5/16"	Inside
250-0810	W	*	*	9/16"	1-1/2"	Pin & Block
210-0170	1000	15	24	15/16"	2-9/32"	Inside
250-1200	12	24	45	1-1/16"	2-9/16"	Inside
200-1400	14	33	62	1-1/8"	2-5/8"	Outside
210-2011	1800	30	48	1"	3-7/16"	Inside
230-0188	2600	100	144	1-3/8"	4-3/16"	Outside
250-3500	35	59	111	1-1/4"	3-7/32"	Outside
250-4400	44	87	165	1-5/16"	4"	Inside
250-5500	55	121	230	1-17/32"	4-5/16"	Outside



Series Interchange

Origin	AG Series		Precision vs.
	Main Series	Linked Series	Series
Domestic	"W" Series	**	"W"
Domestic	1100 Series	Standard Series 55	55
Domestic	1200 Series	Standard Series 12	12
Domestic	1300 Series	Standard Series 14	14
Domestic	1310 Series	Replaces 1280 Series	1310
Domestic	1400 Series	Standard Series 44	44
Domestic	1500 Series	Standard Series 1000	1000
Domestic	1800 Series	Standard Series 35	35
Domestic	1900 Series	Standard Series 6	6
Domestic	2600 Series	Standard Series 1480	2600
Domestic			"0675"
Domestic			1 FR
Domestic			3 DR
Domestic			Vehicular

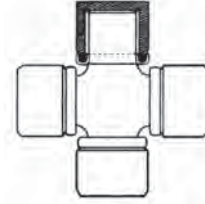
European Agriculture Components

Competitor	Series	Cross & Bearing Stock Kit Part #
Bodioli & Pavesi	1	250-0030
Bodioli & Pavesi	2	250-0050
Bodioli & Pavesi	3	250-0070
Bodioli & Pavesi	4	250-0080
Bodioli & Pavesi	5	250-0110
Bodioli & Pavesi	6	250-0120
Bodioli & Pavesi	8	250-0170
Bodioli & Pavesi	9	250-2908
Bodioli & Pavesi	7 <Old Series>	250-0876
Bodioli & Pavesi	7N	250-6794
Waltersheid	220	250-0120
Waltersheid	230	250-0876
Waltersheid	2100	250-0040
Waltersheid	2200	250-0050
Waltersheid	2280	250-0276
Waltersheid	2300	250-0080
Waltersheid	2380	250-7491
Waltersheid	2400	250-0140
Waltersheid	2480	250-7694
Waltersheid	2500	250-0200
Waltersheid	2580	250-0906
Waltersheid	2600	250-0704
Waltersheid	I	250-0070
Waltersheid	II	250-0150

PTO

European Agricultural Joints

Part #	OEM Manufactured Series	OEM Series	OSR	Grease Fitting Lube	(mm)	(in)	(mm)	(in)
					Brg. Cap Diameter	Brg. Cap Diameter	Over Caps	Over Caps
250-0030	Bondioli-Pavasi	1	OSR	Angle fitting on center of Cross	22.0	0.866	54.0	2.126
250-0040	Waltersheid	4	OSR	Angle fitting on center of Cross	22.0	0.866	54.8	2.157
250-0050	Waltersheid	5	OSR	Angle fitting on center of Cross	23.6	0.929	61.3	2.413
250-0070	Waltersheid	7	OSR	Angle fitting on center of Cross	27.0	1.063	70.0	2.756
250-0080	Waltersheid	8	OSR	Angle fitting on center of Cross	27.0	1.063	74.6	2.937
250-0120	Waltersheid	12	OSR	Angle fitting on center of Cross	30.2	1.189	92.0	3.622
250-0140	Waltersheid	14	OSR	Angle fitting on center of Cross	32.0	1.260	76.0	2.992
250-0150	Waltersheid	15	ISR	Angle fitting on center of Cross	34.0	1.339	89.8	3.535
250-0170	Waltersheid	17	OSR	Angle fitting on center of Cross	34.9	1.374	106.4	4.189
250-0200	Waltersheid	20	OSR	Angle fitting on center of Cross	36.0	1.417	89.0	3.504



ITALIAN Agriculture Series

Competitor	Series	Cross & Bearing Stock Kit Part #
Bodioli & Pavesi	1	250-0030
Bodioli & Pavesi	2	250-0050
Bodioli & Pavesi	3	250-0070
Bodioli & Pavesi	4	250-0080
Bodioli & Pavesi	5	250-0110
Bodioli & Pavesi	6	250-0120
Bodioli & Pavesi	8	250-0170
Bodioli & Pavesi	9	250-2908
Bodioli & Pavesi	7 <Old Series>	NA
Bodioli & Pavesi	7N	250-6794

GERMAN Agriculture Series

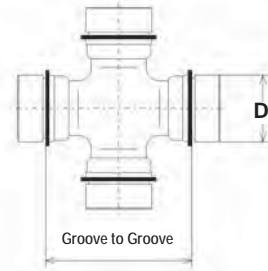
Competitor	Series	Cross & Bearing Stock Kit Part #
Waltersheid	220	250-0120
Waltersheid	230	NA
Waltersheid	2100	250-0040
Waltersheid	2200	250-0050
Waltersheid	2280	250-0276
Waltersheid	2300	250-0080
Waltersheid	2380	250-7491
Waltersheid	2400	250-0140
Waltersheid	2480	250-7694
Waltersheid	2500	250-0200
Waltersheid	2580	250-0906
Waltersheid	2600	250-0704
Waltersheid	I	250-0070
Waltersheid	II	250-0150

ITALIAN Agriculture Components

Part #	Series	Rated HP @ 540 RPM	Cap Bearing Diameter	Cap to Cap Overall Length	Snap Ring Type
250-0030	1	16	22.0mm	54.0mm	Outside
250-0050	2	21	23.8mm	61.2mm	Outside
250-0070	3	30	27.0mm	70.0mm	Outside
250-0080	4	35	27.0mm	74.6mm	Outside
250-0110	5	48	30.2mm	79.4mm	Outside
250-0120	6	64	30.2mm	92.0mm	Outside
250-0818	7N	75	34.9mm	94.0mm	Outside
250-0170	8	95	35.0mm	106.5mm	Outside
250-0908	9	120	41.0mm	108.0mm	Outside

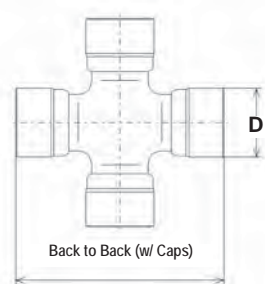
GERMAN Agriculture Components

Part #	Series	Rated HP @ 540 RPM	Cap Bearing Diameter	Cap to Cap Overall Length	Snap Ring Type
250-0040	2100	16	22.0mm	54.8mm	Outside
250-0050	2200	26	23.8mm	61.2mm	Outside
250-0070	I	30	27.0mm	70.0mm	Outside
250-0080	2300	37	27.0mm	74.6mm	Outside
250-0120	220	64	30.2mm	92.0mm	Outside
250-0140	2400	53	32.0mm	76.0mm	Outside
250-0200	2500	90	36.0mm	89.0mm	Outside
250-0704	2600	108	42.0mm	104.0mm	Outside



4 Grooved

Part No.	Back to Back (w/o caps)	Groove to Groove (w/ snap rings)	Cap Dimension D	Grease Fitting (GF) Type	Series
210-0170	2.075	1.500	0.938	Angled GF in center of cross	0675/1000
211-0170	2.075	1.500	0.938	Regular GF in end of cap	1000
250-0600	2.028	1.448	0.969	Angled GF in center of cross	6
250-1200	2.250	1.818	1.063	Angled GF in center of cross	12
250-0150	3.180	2.188	1.339	Angled GF in center of cross	II
250-4400	3.748	2.791	1.310	Angled GF in center of cross	44



4 Plain

Part No.	Back to Back (w/o caps)	Back to Back (w/ caps)	Cap Dimension D	Grease Fitting (GF) Type	Series
250-0030	1.945	2.126	0.866	Angled GF in center of cross	1
250-0040	1.976	2.157	0.866	Angled GF in center of cross	2100/100
250-0050	2.228	2.413	0.938	Angled GF in end of cap	2 / 2200/200
250-1400	2.404	2.624	1.126	Angled GF in center of cross	14 / 2400
250-0070	2.535	2.756	1.064	Angled GF in center of cross	3 / I
250-0080	2.705	2.937	1.063	Angled GF in center of cross	4 / 2300/210
250-0264	2.718	2.910	0.875	Angled GF in center of cross	1800
250-0140	2.772	2.988	1.260	Angled GF in center of cross	2400
250-0276	2.811/2.195	2.992/2.413	0.866/0.945	Angled GF in center of cross	2280
250-0110	2.900	3.150	1.188	Angled GF in center of cross	5
210-0153	2.913	3.220	1.063	Regular GF in cross	1310 / Vehicular
218-0153	2.913	3.220	1.063	Regular GF in cross	1310
250-3500	2.937	3.210	1.251	Angled GF in center of cross	35
250-0200	3.228	3.500	1.417	Angled GF in center of cross	2500
210-0178	3.376	3.624	1.188	Regular GF in cross	Vehicular
250-0120	3.376	3.624	1.188	Angled GF in center of cross	6 / 220/720
250-0818	3.425	3.701	1.375	Regular GF in cross	7N
250-0694	3.486/2.764	3.700(3.858) & 2.992	1.063/1.260	Angled & Regular GF in cross & center of cross	2480
250-0906	3.490	4.170	1.260/1.420	Angled & Regular GF in cross & end of cap	2580
250-0265	3.687	3.910	1.005	Angled GF in center of cross	1800
230-0188	3.870	4.185	1.375	Regular GF in cross	2600
250-0170	3.870	4.185	1.375	Angled GF in center of cross	8
210-0160	3.937	4.185	1.188	Regular GF in cross	7N
250-5500	4.024	4.307	1.534	Angled GF in center of cross	55

Part Number Index for 2009 PTO

Part No.	Page#	Series	Type	Part No.	Page#	Series	Type
210-0153	266	1310	Cross & Bearing Kit	251-1014	273	1	Tractor Yoke
210-0153	269	Vehicular	Cross & Bearing Kit	251-1016	342	1~7N, 8, 9	Quick Disconnect Repair Kit
210-0160	269	Vehicular	Cross & Bearing Kit	251-1017	342	7N	Quick Disconnect Repair Kit
210-0160	291	7N	Cross & Bearing Kit	251-1018	274	1	Implement Yoke
210-0170	259	0675	Cross & Bearing Kit	251-1019	274	1	Implement Yoke
210-0170	261	1000	Cross & Bearing Kit	251-1020	274	1	Implement Yoke
210-0178	269	Vehicular	Cross & Bearing Kit	251-1021	274	1	Implement Yoke
210-2011	268	1800	Cross & Bearing Kit	251-1022	277	2	Implement Yoke
211-0170	261	1000	Cross & Bearing Kit	251-1022	304	2200/200	Implement Yoke
218-0153	266	1310	Cross & Bearing Kit	251-1023	277	2	Implement Yoke
230-0188	270	2600	Cross & Bearing Kit	251-1023	304	2200/200	Implement Yoke
250-0030	273	1	Cross & Bearing Kit	251-1024	280	3	Implement Yoke
250-0040	300	2100/100	Cross & Bearing Kit	251-1024	307	1	Implement Yoke
250-0050	276	2	Cross & Bearing Kit	251-1025	280	3	Implement Yoke
250-0050	303	2200/200	Cross & Bearing Kit	251-1025	307	1	Implement Yoke
250-0070	279	3	Cross & Bearing Kit	251-1026	283	4	Implement Yoke
250-0070	273	1	Cross & Bearing Kit	251-1026	314	2300/210	Implement Yoke
250-0080	282	4	Cross & Bearing Kit	251-1027	283	4	Implement Yoke
250-0080	312	2300/210	Cross & Bearing Kit	251-1027	314	2300/210	Implement Yoke
250-0110	285	5	Cross & Bearing Kit	251-1028	286	5	Implement Yoke
250-0120	288	6	Cross & Bearing Kit	251-1029	286	5	Implement Yoke
250-0120	315	210/720	Cross & Bearing Kit	251-1030	289	6	Implement Yoke
250-0140	321	2400	Cross & Bearing Kit	251-1030	316	220/720	Implement Yoke
250-0150	336	—	Cross & Bearing Kit	251-1031	295	8	Implement Yoke
250-0170	294	8	Cross & Bearing Kit	251-1032	295	8	Implement Yoke
250-0200	327	2500	Cross & Bearing Kit	251-1033	307	1	Implement Yoke
250-0264	268	1 FR.	Cross & Bearing Kit	251-1034	283	4	Implement Yoke
250-0265	268	3 DR	Cross & Bearing Kit	251-1034	314	2300/210	Implement Yoke
250-0276	309	2280	Cross & Bearing Kit	251-1035	286	5	Implement Yoke
250-0491	318	2380	Cross & Bearing Kit	251-1036	289	6	Implement Yoke
250-0600	222	6	Cross & Bearing Kit	251-1036	317	220/720	Implement Yoke
250-0694	324	2480	Cross & Bearing Kit	251-1037	283	4	Implement Yoke
250-0704	333	2600	Cross & Bearing Kit	251-1041	273	1	Inner Profile Yoke
250-0810	257	W.	Cross & Bearing Kit	251-1042	276	2	Inner Profile Yoke
250-0818	291	7N	Cross & Bearing Kit	251-1043	279	3	Inner Profile Yoke
250-0906	330	2580	Cross & Bearing Kit	251-1044	282	4	Inner Profile Yoke
250-0908	297	9	Cross & Bearing Kit	251-1045	285	5	Inner Profile Yoke
250-1200	228	12	Cross & Bearing Kit	251-1046	288	6	Inner Profile Yoke
250-1400	234	14	Cross & Bearing Kit	251-1047	292	7N	Inner Profile Yoke
250-3500	240	35	Cross & Bearing Kit	251-1048	294	8	Inner Profile Yoke
250-4400	246	44	Cross & Bearing Kit	251-1049	297	9	Inner Profile Yoke
250-5500	252	55	Cross & Bearing Kit	251-1051	274	1	Outer Profile Yoke
251-1000	273	1	Tractor Yoke	251-1052	277	2	Outer Profile Yoke
251-1001	273	1	Tractor Yoke	251-1053	280	3	Outer Profile Yoke
251-1002	276	2	Tractor Yoke	251-1054	283	4	Outer Profile Yoke
251-1002	303	2200/200	Tractor Yoke	251-1055	286	5	Outer Profile Yoke
251-1003	291	7N	Tractor Yoke	251-1056	289	6	Outer Profile Yoke
251-1004	279	3	Tractor Yoke	251-1057	292	7N	Outer Profile Yoke
251-1004	273	1	Tractor Yoke	251-1058	295	8	Outer Profile Yoke
251-1005	273	1	Tractor Yoke	251-1059	298	9	Outer Profile Yoke
251-1006	282	4	Tractor Yoke	251-1060	273	1	Inner Tube
251-1006	312	2300/210	Tractor Yoke	251-1060	337	ByPy 1	Inner Tube
251-1007	282	4	Tractor Yoke	251-1061	273	1	Inner Tube
251-1007	318	2380	Tractor Yoke	251-1061	337	ByPy 1	Inner Tube
251-1008	285	5	Tractor Yoke	251-1062	276	2	Inner Tube
251-1009	285	5	Tractor Yoke	251-1062	337	ByPy 2	Inner Tube
251-1010	288	6	Tractor Yoke	251-1063	279	3	Inner Tube
251-1010	315	210/720	Tractor Yoke	251-1063	337	ByPy 3	Inner Tube
251-1011	288	6	Tractor Yoke	251-1064	283	4	Inner Tube
251-1011	315	210/720	Tractor Yoke	251-1064	337	ByPy 3	Inner Tube
251-1012	291	7N	Tractor Yoke	251-1065	286	5	Inner Tube
251-1013	291	7N	Tractor Yoke	251-1065	289	6	Inner Tube

Part No.	Page#	Series	Type	Part No.	Page#	Series	Type
251-1065	337	ByPy 5 and 6	Inner Tube	251-1121	252	55	Tractor Yoke
251-1066	276	2	Inner Tube	251-1122	254	55	Implement Yoke
251-1066	337	ByPy 2	Inner Tube	251-1124	254	55	Implement Yoke
251-1067	292	7N	Inner Tube	251-1126	254	55	Implement Yoke
251-1067	295	8	Inner Tube	251-1128	254	55	Implement Yoke
251-1067	337	ByPy 7N	Inner Tube	251-1132	254	55	Implement Yoke
251-1068	279	3	Inner Tube	251-1138	250	44	Guard
251-1068	337	ByPy 3	Inner Tube	251-1138	255	55	Guard
251-1069	297	9	Inner Profile Tube	251-1140	254	55	Implement Yoke
251-1070	274	1	Outer Tube	251-1141	255	55	Yoke & Shaft Assembly
251-1070	337	ByPy 1	Outer Tube	251-1142	255	55	Yoke & Shaft Assembly
251-1071	274	1	Outer Tube	251-1147	255	55	Yoke & Shaft Assembly
251-1071	337	ByPy 1	Outer Tube	251-1148	255	55	Telescoping Drive Shaft Assembly
251-1072	277	2	Outer Tube	251-1149	255	55	Yoke, Tube & Sleeve Assembly
251-1072	337	ByPy 2	Outer Tube	251-1151	253	55	Shaft Weld Yoke
251-1073	280	3	Outer Tube	251-1152	254	55	Tube Weld Yoke
251-1073	283	4	Outer Tube	251-1154	254	55	Tube Weld Yoke
251-1073	337	ByPy 3 and 4	Outer Tube	251-1155	253	55	Shaft Weld Yoke
251-1074	277	2	Outer Tube	251-1156	255	55	Yoke, Tube & Sleeve Assembly
251-1075	286	5	Outer Tube	251-1157	252	55	Tractor Yoke
251-1075	337	ByPy 5	Outer Tube	251-1158	255	55	Yoke, Tube & Sleeve Assembly
251-1076	289	6	Outer Tube	251-1160	252	55	Tractor Yoke
251-1076	292	7N	Outer Tube	251-1161	252	55	Tractor Yoke
251-1076	337	ByPy 8 and 9	Inner Tube	251-1162	252	55	Tractor Yoke
251-1076	337	ByPy 6 and 7	Outer Tube	251-1164	253	55	Shaft Weld Yoke
251-1077	280	3	Outer Tube	251-1169	254	55	Implement Yoke
251-1077	283	4	Outer Tube	251-1174	217	Shafting & Tubing	North American Shaft
251-1077	337	ByPy 3 and 4	Outer Tube	251-1174	241	35	Shaft
251-1078	295	8	Outer Tube	251-1174	247	44	Shaft
251-1078	298	9	Outer Tube	251-1174	253	55	Shaft
251-1078	337	ByPy 8 and 9	Outer Tube	251-1176	217	Shafting & Tubing	North American Shaft
251-1079	286	5	Outer Tube	251-1177	217	Shafting & Tubing	North American Shaft
251-1079	337	ByPy 5	Outer Tube	251-1177	247	44	Shaft
251-1081	274	1	Roll Pin	251-1177	253	55	Shaft
251-1081	301	2100/100	Roll Pin	251-1177	270	2600	Shaft
251-1082	277	2	Roll Pin	251-1178	217	Shafting & Tubing	North American Shaft
251-1082	280	3	Roll Pin	251-1178	247	44	Shaft
251-1082	283	4	Roll Pin	251-1178	253	55	Shaft
251-1083	304	2200/200	Roll Pin	251-1178	270	2600	Shaft
251-1083	310	2280	Roll Pin	251-1180	254	55	Implement Yoke
251-1084	307	1	Roll Pin	251-1181	254	55	Implement Yoke
251-1084	313	2300/210	Roll Pin	251-1182	254	55	Implement Yoke
251-1084	319	2380	Roll Pin	251-1183	254	55	Implement Yoke
251-1085	286	5	Roll Pin	251-1184	284	4	Implement Yoke
251-1085	322	2400	Roll Pin	251-1187	217	Shafting & Tubing	North American Tube
251-1086	289	6	Roll Pin	251-1187	248	44	Tube
251-1086	292	7N	Roll Pin	251-1187	253	55	Tube
251-1086	298	9	Roll Pin	251-1188	217	Shafting & Tubing	North American Tube
251-1086	316	220/720	Roll Pin	251-1188	248	44	Tube
251-1086	325	2480	Roll Pin	251-1188	253	55	Tube
251-1087	295	8	Roll Pin	251-1190	247	44	Slip Sleeve
251-1088	295	8	Roll Pin	251-1190	253	55	Slip Sleeve
251-1088	298	9	Roll Pin	251-1194	241	35	Slip Sleeve
251-1089	328	2500	Roll Pin	251-1194	247	44	Slip Sleeve
251-1089	331	2580	Roll Pin	251-1194	253	55	Slip Sleeve
251-1089	334	2600	Roll Pin	251-1199	218	Nylon Bearing Repair Kit	North American
251-1106	252	55	Tractor Yoke	251-1200	230	12	Implement Yoke
251-1107	252	55	Tractor Yoke	251-1201	230	12	Implement Yoke
251-1109	252	55	Tractor Yoke	251-1202	232	12	Universal Joint
251-1110	252	55	Tractor Yoke	251-1203	230	12	Implement Yoke
251-1111	252	55	Tractor Yoke	251-1204	238	14	Universal Joint
251-1112	252	55	Tractor Yoke	251-1206	230	12	Implement Yoke
251-1119	252	55	Tractor Yoke	251-1208	230	12	Implement Yoke
251-1120	252	55	Tractor Yoke	251-1209	230	12	Implement Yoke

Part No.	Page#	Series	Type	Part No.	Page#	Series	Type
251-1210	230	12	Implement Yoke	251-1273	235	14	Shaft
251-1211	230	12	Implement Yoke	251-1275	232	12	Implement Yoke
251-1212	230	12	Implement Yoke	251-1276	218	Nylon Bearing Repair Kit	
251-1213	230	12	Implement Yoke			Shock Absorbing Flexible Coupling Disc	
251-1214	230	12	Implement Yoke	251-1277	217	Shafting & Tubing	North American Shaft
251-1215	230	12	Implement Yoke	251-1277	229	12	Shaft
251-1216	230	12	Implement Yoke	251-1277	235	14	Shaft
251-1217	230	12	Implement Yoke	251-1279	218	Nylon Bearing Repair Kit	Friction Disc
251-1219	230	12	Implement Yoke	251-1280	231	12	Implement Yoke
251-1221	230	12	Implement Yoke	251-1282	232	12	Implement Yoke
251-1222	230	12	Implement Yoke	251-1283	231	12	Implement Yoke
251-1223	230	12	Implement Yoke	251-1284	231	12	Implement Yoke
251-1224	230	12	Implement Yoke	251-1285	231	12	Implement Yoke
251-1225	230	12	Implement Yoke	251-1286	231	12	Implement Yoke
251-1226	230	12	Implement Yoke	251-1287	217	Shafting & Tubing	North American Tube
251-1227	230	12	Implement Yoke	251-1287	229	12	Tube
251-1228	230	12	Implement Yoke	251-1287	235	14	Tube
251-1229	230	12	Implement Yoke	251-1288	217	Shafting & Tubing	North American Tube
251-1230	230	12	Implement Yoke	251-1288	229	12	Tube
251-1231	230	12	Implement Yoke	251-1288	235	14	Tube
251-1231	230	12	Implement Yoke	251-1291	228	12	Tractor Yoke
251-1232	230	12	Implement Yoke	251-1292	228	12	Tractor Yoke
251-1238	233	12	Guard	251-1293	229	12	Tube Weld Yoke
251-1238	239	14	Guard	251-1294	228	12	Shaft Weld Yoke
251-1239	233	12	Guard	251-1295	229	12	Tube Weld Yoke
251-1239	239	14	Guard	251-1296	218	Nylon Bearing Repair Kit	North American
251-1241	232	12	Yoke & Shaft Assembly	251-1297	233	12	Guard
251-1242	231	12	Implement Yoke	251-1297	239	14	Guard
251-1243	231	12	Implement Yoke	251-1298	233	12	Guard
251-1244	231	12	Implement Yoke	251-1298	239	14	Guard
251-1245	231	12	Implement Yoke	251-1299	218	Nylon Bearing Repair Kit	North American
251-1246	231	12	Implement Yoke	251-1300	236	14	Implement Yoke
251-1247	231	12	Implement Yoke	251-1302	236	14	Implement Yoke
251-1248	232	12	Telescoping Drive Shaft Assembly	251-1303	236	14	Implement Yoke
251-1249	232	12	Yoke & Tube Assembly	251-1304	236	14	Implement Yoke
251-1250	231	12	Implement Yoke	251-1305	237	14	Implement Yoke
251-1252	232	12	Yoke & Shaft Assembly	251-1308	237	14	Implement Yoke
251-1254	231	12	Implement Yoke	251-1309	236	14	Implement Yoke
251-1255	231	12	Implement Yoke	251-1310	236	14	Implement Yoke
251-1256	231	12	Implement Yoke	251-1311	236	14	Implement Yoke
251-1257	231	12	Implement Yoke	251-1312	236	14	Implement Yoke
251-1258	231	12	Implement Yoke	251-1313	236	14	Implement Yoke
251-1259	228	12	Tractor Yoke	251-1314	236	14	Implement Yoke
251-1260	231	12	Implement Yoke	251-1315	236	14	Implement Yoke
251-1261	232	12	Yoke & Tube Assembly	251-1316	236	14	Implement Yoke
251-1262	232	12	Implement Yoke	251-1317	236	14	Implement Yoke
251-1263	232	12	Implement Yoke	251-1319	237	14	Implement Yoke
251-1264	232	12	Implement Yoke	251-1320	237	14	Implement Yoke
251-1265	232	12	Implement Yoke	251-1321	237	14	Implement Yoke
251-1266	228	12	Tractor Yoke	251-1322	237	14	Implement Yoke
251-1267	231	12	Implement Yoke	251-1323	237	14	Implement Yoke
251-1268	217	Shafting & Tubing	North American Shaft	251-1324	237	14	Implement Yoke
251-1268	229	12	Shaft	251-1325	237	14	Implement Yoke
251-1268	235	14	Shaft	251-1326	237	14	Implement Yoke
251-1269	217	Shafting & Tubing	North American Shaft	251-1327	237	14	Implement Yoke
251-1269	235	14	Shaft	251-1328	237	14	Implement Yoke
251-1269	241	35	Shaft	251-1339	238	14	Yoke & Shaft Assembly
251-1269	247	44	Shaft	251-1340	238	14	Yoke & Shaft Assembly
251-1269	253	55	Shaft	251-1343	238	14	Yoke, Tube & Sleeve Assembly
251-1270	228	12	Tractor Yoke	251-1344	238	14	Yoke, Tube & Sleeve Assembly
251-1271	228	12	Tractor Yoke	251-1345	237	14	Implement Yoke
251-1272	232	12	Implement Yoke	251-1347	238	14	Yoke & Shaft Assembly
251-1273	217	Shafting & Tubing	North American Shaft	251-1348	238	14	Telescoping Drive Shaft Assembly
251-1273	229	12	Shaft	251-1349	238	14	Yoke, Tube & Sleeve Assembly

Part No.	Page#	Series	Type	Part No.	Page#	Series	Type
251-1350	236	14	Implement Yoke	251-1424	237	14	Implement Yoke
251-1351	236	14	Implement Yoke	251-1426	271	2600	End Yoke
251-1352	236	14	Implement Yoke	251-1428	271	2600	End Yoke
251-1353	236	14	Implement Yoke	251-1432	271	2600	End Yoke
251-1360	240	35	Tractor Yoke	251-1437	248	44	Implement Yoke
251-1361	240	35	Tractor Yoke	251-1438	250	44	Guard
251-1362	234	14	Tractor Yoke	251-1438	255	55	Guard
251-1362	240	35	Tractor Yoke	251-1439	250	44	Guard
251-1363	234	14	Tractor Yoke	251-1439	255	55	Guard
251-1366	234	14	Tractor Yoke	251-1440	250	44	Guard
251-1367	234	14	Tractor Yoke	251-1440	255	55	Guard
251-1370	234	14	Tractor Yoke	251-1442	248	44	Implement Yoke
251-1372	234	14	Tractor Yoke	251-1443	249	44	Yoke & Shaft Assembly
251-1373	234	14	Tractor Yoke	251-1444	271	2600	End Yoke
251-1374	235	14	Shaft Weld Yoke	251-1445	248	44	Implement Yoke
251-1375	236	14	Tube Weld Yoke	251-1446	249	44	Yoke & Shaft Assembly
251-1376	236	14	Tube Weld Yoke	251-1447	249	44	Yoke & Shaft Assembly
251-1377	235	14	Shaft Weld Yoke	251-1448	249	44	Telescoping Drive Shaft Assembly
251-1379	267	1310	Flange Yoke	251-1449	250	44	Yoke, Tube & Sleeve Assembly
251-1380	217	Shafting & Tubing	North American Tube	251-1450	246	44	Tractor Yoke
251-1380	229	12	Tube	251-1451	249	44	Implement Yoke
251-1380	235	14	Tube	251-1452	246	44	Tractor Yoke
251-1380	267	1310	Unwelded Splined Slip Assembly	251-1453	246	44	Tractor Yoke
251-1381	267	1310	Unwelded Splined Slip Assembly	251-1454	247	44	Shaft Weld Yoke
251-1382	266	1310	Slip Yoke	251-1455	248	44	Tube Weld Yoke
251-1383	266	1310	Slip Yoke	251-1457	246	44	Tractor Yoke
251-1384	266	1310	Slip Stub	251-1459	248	44	Tube Weld Yoke
251-1385	266	1310	Slip Shaft	251-1459	250	44	Yoke, Tube & Sleeve Assembly
251-1386	267	1310	Weld Yoke	251-1460	246	44	Tractor Yoke
251-1387	217	Shafting & Tubing	North American Tube	251-1461	246	44	Tractor Yoke
251-1387	229	12	Tube	251-1462	246	44	Tractor Yoke
251-1387	236	14	Tube	251-1463	246	44	Tractor Yoke
251-1387	262	1000	Tube	251-1464	247	44	Shaft Weld Yoke
251-1387	266	1310	Tubing	251-1465	246	44	Tractor Yoke
251-1388	217	Shafting & Tubing	North American Tube	251-1466	250	44	Yoke, Tube & Sleeve Assembly
251-1388	229	12	Tube	251-1469	249	44	Implement Yoke
251-1388	236	14	Tube	251-1470	270	2600	Tractor Yoke
251-1389	217	Shafting & Tubing	North American Tube	251-1470	294	8	Tractor Yoke
251-1389	229	12	Tube	251-1472	270	2600	Tractor Yoke
251-1389	236	14	Tube	251-1472	294	8	Tractor Yoke
251-1389	267	1310	Weld Yoke	251-1473	270	2600	Tractor Yoke
251-1389	267	1310	End Yoke	251-1473	294	8	Tractor Yoke
251-1390	229	12	Slip Sleeve	251-1474	270	2600	Shaft Weld Yoke
251-1390	235	14	Slip Sleeve	251-1475	271	2600	Tube Weld Yoke
251-1391	267	1310	End Yoke	251-1479	249	44	Implement Yoke
251-1392	266	1310	Slip Yoke	251-1480	249	44	Implement Yoke
251-1393	235	14	Slip Sleeve	251-1481	249	44	Implement Yoke
251-1395	267	1310	End Yoke	251-1482	249	44	Implement Yoke
251-1396	267	1310	End Yoke	251-1485	217	Shafting & Tubing	North American Tube
251-1397	267	1310	End Yoke	251-1485	271	2600	Tube
251-1398	267	1310	End Yoke	251-1486	217	Shafting & Tubing	North American Tube
251-1400	248	44	Implement Yoke	251-1486	248	44	Tube
251-1404	248	44	Implement Yoke	251-1486	253	55	Tube
251-1405	248	44	Implement Yoke	251-1492	270	2600	Slip Sleeve
251-1406	248	44	Implement Yoke	251-1495	271	2600	Guard
251-1407	248	44	Implement Yoke	251-1496	218	Nylon Bearing Repair Kit	North American
251-1408	248	44	Implement Yoke	251-1503	219	Locking Device Repair Kit	Quick Disconnect
251-1412	248	44	Implement Yoke	251-1504	219	Locking Device Repair Kit	Quick Disconnect
251-1413	246	44	Tractor Yoke	251-1505	219	Locking Device Repair Kit	Quick Disconnect
251-1414	249	44	Implement Yoke	251-1506	260	0675	Implement Yoke
251-1415	249	44	Implement Yoke	251-1508	260	0675	Implement Yoke
251-1416	246	44	Tractor Yoke	251-1510	262	1000	Standard 2 1/2" End Yokes
251-1417	246	44	Tractor Yoke	251-1511	260	0675	Implement Yoke
251-1418	249	44	Implement Yoke	251-1511	262	1000	Standard 2 1/2" End Yokes

Part No.	Page#	Series	Type	Part No.	Page#	Series	Type
251-1512	262	1000	Standard 2 1/2" End Yokes	251-1589	217	Shafting & Tubing	Set Screws
251-1513	262	1000	Standard 2 1/2" End Yokes	251-1591	217	Shafting & Tubing	Key Stock
251-1515	263	1000	Standard 2 1/2" End Yokes	251-1592	217	Shafting & Tubing	Key Stock
251-1516	262	1000	Standard 2 1/2" End Yokes	251-1593	217	Shafting & Tubing	Key Stock
251-1517	262	1000	Standard 2 1/2" End Yokes	251-1594	217	Shafting & Tubing	Key Stock
251-1518	262	1000	Standard 2 1/2" End Yokes	251-1595	217	Shafting & Tubing	Key Stock
251-1519	262	1000	Standard 2 1/2" End Yokes	251-1596	217	Shafting & Tubing	Key Stock
251-1520	263	1000	Standard 2 1/2" End Yokes	251-1597	217	Shafting & Tubing	Key Stock
251-1521	262	1000	Standard 2 1/2" End Yokes	251-1598	217	Shafting & Tubing	Key Stock
251-1522	262	1000	Standard 2 1/2" End Yokes	251-1600	300	2100/100	Tractor Yoke
251-1523	263	1000	Standard 2 1/2" End Yokes	251-1601	333	2600	Tractor Yoke
251-1524	262	1000	Standard 2 1/2" End Yokes	251-1602	333	2600	Tractor Yoke
251-1525	262	1000	Standard 2 1/2" End Yokes	251-1603	333	2600	Tractor Yoke
251-1526	262	1000	Standard 2 1/2" End Yokes	251-1605	257	W	Tractor Yoke
251-1527	262	1000	Standard 2 1/2" End Yokes	251-1608	258	W	Implement Yoke
251-1529	262	1000	Standard 2 1/2" End Yokes	251-1609	258	W	Implement Yoke
251-1530	262	1000	Standard 2 1/2" End Yokes	251-1610	321	2400	Tractor Yoke
251-1531	263	1000	Standard 2 1/2" End Yokes	251-1612	327	2500	Tractor Yoke
251-1532	263	1000	Standard 2 1/2" End Yokes	251-1613	327	2500	Tractor Yoke
251-1533	260	0675	Implement Yoke	251-1614	327	2500	Tractor Yoke
251-1534	263	1000	Standard 2 1/2" End Yokes	251-1615	342	Walterscheid	Quick Disconnect Repair Kit
251-1535	262	1000	Standard 2 1/2" End Yokes	251-1617	342	Walterscheid	Quick Disconnect Repair Kit
251-1536	260	0675	Implement Yoke	251-1618	219	Locking Device Repair Kit	
251-1537	263	1000	Standard 2 1/2" End Yokes				Auto Lok / Safety Side Lock
251-1538	260	0675	Implement Yoke	251-1619	219	Locking Device Repair Kit	
251-1539	263	1000	Implement Yoke				Auto Lok / Safety Side Lock
251-1539	263	1000	Standard 2 1/2" End Yokes	251-1620	257	W	Tractor Yoke
251-1540	263	1000	Standard 2 1/2" End Yokes	251-1621	219	Locking Device Repair Kit	Spring-Lok
251-1542	263	1000	Standard 2 1/2" End Yokes	251-1622	219	Locking Device Repair Kit	Spring-Lok
251-1543	259	0675	Tractor Yoke	251-1624	257	W	Shaft Weld Yoke
251-1545	263	1000	Standard 2 1/2" End Yokes	251-1627	217	Shafting & Tubing	North American Shaft
251-1546	262	1000	Standard 2 1/2" End Yokes	251-1627	257	W	Shaft
251-1548	262	1000	Standard 2 1/2" End Yokes	251-1630	301	2100/100	Implement Yoke
251-1550	263	1000	Standard 2 1/2" End Yokes	251-1631	301	2100/100	Implement Yoke
251-1552	262	1000	Standard 2 1/2" End Yokes	251-1632	322	2400	Implement Yoke
251-1553	262	1000	Standard 2 1/2" End Yokes	251-1633	322	2400	Implement Yoke
251-1554	263	1000	Standard 2 1/2" End Yokes	251-1634	328	2500	Implement Yoke
251-1556	263	1000	Standard 2 1/2" End Yokes	251-1635	328	2500	Implement Yoke
251-1557	263	1000	Standard 2 1/2" End Yokes	251-1636	322	2400	Implement Yoke
251-1558	259	0675	Shaft Weld Yoke	251-1637	328	2500	Implement Yoke
251-1558	261	1000	Shaft Weld Yoke	251-1638	328	2500	Implement Yoke
251-1559	259	0675	Tube Weld Yoke	251-1639	258	W	Tube Weld Yoke
251-1559	262	1000	Tube Weld Yoke	251-1640	258	W	Guard
251-1560	263	1000	Standard 2 1/2" End Yokes	251-1641	300	2100/100	Inner Profile Yoke
251-1562	237	14	Implement Yoke	251-1642	303	2200/200	Inner Profile Yoke
251-1566	261	1000	Tractor Yoke	251-1643	306	I	Inner Profile Yoke
251-1567	263	1000	Standard 2 1/2" End Yokes	251-1644	312	2300/210	Inner Profile Yoke
251-1570	262	1000	Standard 2 1/2" End Yokes	251-1646	321	2400	Inner Profile Yoke
251-1571	262	1000	Standard 2 1/2" End Yokes	251-1647	327	2500	Inner Profile Yoke
251-1572	262	1000	Standard 2 1/2" End Yokes	251-1648	333	2600	Inner Profile Yoke
251-1573	262	1000	Standard 2 1/2" End Yokes	251-1651	301	2100/100	Outer Profile Yoke
251-1574	262	1000	Standard 2 1/2" End Yokes	251-1652	304	2200/200	Outer Profile Yoke
251-1575	262	1000	Standard 2 1/2" End Yokes	251-1652	310	2280	Outer Profile Yoke
251-1576	217	Shafting & Tubing	North American Shaft	251-1653	307	I	Outer Profile Yoke
251-1577	217	Shafting & Tubing	North American Shaft	251-1654	313	2300/210	Outer Profile Yoke
251-1579	217	Shafting & Tubing	North American Shaft	251-1654	319	2380	Outer Profile Yoke
251-1581	217	Shafting & Tubing	North American Shaft	251-1656	322	2400	Outer Profile Yoke
251-1582	217	Shafting & Tubing	North American Shaft	251-1656	325	2480	Outer Profile Yoke
251-1583	217	Shafting & Tubing	North American Shaft	251-1657	328	2500	Outer Profile Yoke
251-1584	217	Shafting & Tubing	North American Shaft	251-1657	331	2580	Outer Profile Yoke
251-1585	217	Shafting & Tubing	North American Shaft	251-1658	334	2600	Outer Profile Yoke
251-1587	217	Shafting & Tubing	North American Shaft	251-1661	300	2100/100	Inner Tube
251-1587	217	Shafting & Tubing	North American Shaft	251-1661	337	2100	Inner Tube
251-1588	217	Shafting & Tubing	Set Screws	251-1662	303	2200/200	Inner Tube

Part No.	Page#	Series	Type	Part No.	Page#	Series	Type
251-1662	306	1	Inner Tube	251-1818	240	35	Tractor Yoke
251-1662	313	2300/210	Inner Tube	251-1819	240	35	Tractor Yoke
251-1662	337	2200/2300	Inner Tube	251-1820	243	35	Implement Yoke
251-1666	316	220/720	Inner Tube	251-1821	242	35	Implement Yoke
251-1666	321	2400	Inner Tube	251-1822	242	35	Implement Yoke
251-1666	337	2400/220	Inner Tube	251-1825	243	35	Implement Yoke
251-1667	327	2500	Inner Tube	251-1826	243	35	Implement Yoke
251-1667	337	2500	Inner Tube	251-1827	243	35	Implement Yoke
251-1671	301	2100/100	Outer Tube	251-1828	244	35	Yoke & Shaft Assembly
251-1671	337	2100	Outer Tube	251-1829	244	35	Yoke & Shaft Assembly
251-1672	304	2200/200	Outer Tube	251-1830	243	35	Implement Yoke
251-1672	307	1	Outer Tube	251-1831	243	35	Implement Yoke
251-1672	313	2300/210	Outer Tube	251-1832	245	35	Guard
251-1672	337	2200/2300	Outer Tube	251-1833	245	35	Guard
251-1676	316	220/720	Outer Tube	251-1834	244	35	Yoke & Shaft Assembly
251-1676	322	2400	Outer Tube	251-1835	245	35	Guard
251-1676	337	2400/220	Outer Tube	251-1836	245	35	Guard
251-1677	328	2500	Outer Tube	251-1838	245	35	Guard
251-1677	331	2580	Outer Tube	251-1839	245	35	Guard
251-1677	337	2500/2580	Outer Tube	251-1841	242	35	Implement Yoke
251-1700	264	1000Special Order Short 1 11/16" End Yokes		251-1841	244	35	Yoke & Shaft Assembly
251-1702	264	1000Special Order Short 1 11/16" End Yokes		251-1842	242	35	Implement Yoke
251-1703	264	1000Special Order Short 1 11/16" End Yokes		251-1843	242	35	Implement Yoke
251-1705	264	1000Special Order Short 1 11/16" End Yokes		251-1844	244	35	Yoke, Tube & Sleeve Assembly
251-1706	264	1000Special Order Short 1 11/16" End Yokes		251-1845	243	35	Implement Yoke
251-1707	264	1000Special Order Short 1 11/16" End Yokes		251-1846	244	35	Yoke, Tube & Sleeve Assembly
251-1708	264	1000Special Order Short 1 11/16" End Yokes		251-1847	244	35	Yoke & Shaft Assembly
251-1750	264	1000	Standard 5 1/2" Slip Yokes	251-1848	244	35	Telescoping Drive Shaft Assembly
251-1751	264	1000	Standard 5 1/2" Slip Yokes	251-1848	244	35	Yoke, Tube & Sleeve Assembly
251-1752	264	1000	Standard 5 1/2" Slip Yokes	251-1849	244	35	Yoke, Tube & Sleeve Assembly
251-1754	264	1000	Standard 5 1/2" Slip Yokes	251-1851	241	35	Shaft Weld Yoke
251-1755	264	1000	Standard 5 1/2" Slip Yokes	251-1852	240	35	Tractor Yoke
251-1756	264	1000	Standard 5 1/2" Slip Yokes	251-1853	240	35	Tractor Yoke
251-1759	264	1000	Standard 5 1/2" Slip Yokes	251-1854	241	35	Shaft Weld Yoke
251-1760	264	1000	Standard 5 1/2" Slip Yokes	251-1855	242	35	Tube Weld Yoke
251-1761	264	1000	Standard 5 1/2" Slip Yokes	251-1856	240	35	Tractor Yoke
251-1763	265	1000	Standard 5 1/2" Slip Yokes	251-1857	240	35	Tractor Yoke
251-1765	265	1000	Standard 5 1/2" Slip Yokes	251-1858	240	35	Tractor Yoke
251-1766	264	1000	Standard 5 1/2" Slip Yokes	251-1859	240	35	Tractor Yoke
251-1767	264	1000	Standard 5 1/2" Slip Yokes	251-1860	242	35	Tube Weld Yoke
251-1769	264	1000	Standard 5 1/2" Slip Yokes	251-1861	242	35	Tube Weld Yoke
251-1772	264	1000	Standard 5 1/2" Slip Yokes	251-1863	242	35	Tube Weld Yoke
251-1780	265	1000	Unwelded Splined Slip Assembly	251-1864	241	35	Shaft Weld Yoke
251-1782	261	1000	Slip Yoke	251-1865	242	35	Tube Weld Yoke
251-1782	265	1000	Standard 5 1/2" Slip Yokes	251-1869	243	35	Implement Yoke
251-1784	261	1000	Slip Stub	251-1870	240	35	Tractor Yoke
251-1786	262	1000	Tube Weld Yoke	251-1871	240	35	Tractor Yoke
251-1800	242	35	Implement Yoke	251-1876	244	35	Yoke, Tube & Sleeve Assembly
251-1800	245	35	Driveline	251-1877	217	Shafting & Tubing	North American Shaft
251-1801	242	35	Implement Yoke	251-1877	241	35	Shaft
251-1802	244	35	Universal Joint	251-1878	241	35	Shaft
251-1803	242	35	Implement Yoke	251-1880	217	Shafting & Tubing	North American Shaft
251-1805	242	35	Implement Yoke	251-1880	241	35	Shaft
251-1806	243	35	Implement Yoke	251-1881	217	Shafting & Tubing	North American Shaft
251-1807	242	35	Implement Yoke	251-1881	247	44	Shaft
251-1809	242	35	Implement Yoke	251-1881	253	55	Shaft
251-1810	243	35	Implement Yoke	251-1881	270	2600	Shaft
251-1811	242	35	Implement Yoke	251-1882	243	35	Implement Yoke
251-1812	242	35	Implement Yoke	251-1883	243	35	Implement Yoke
251-1813	242	35	Implement Yoke	251-1884	217	Shafting & Tubing	North American Tube
251-1814	243	35	Implement Yoke	251-1884	242	35	Tube
251-1815	243	35	Implement Yoke	251-1885	217	Shafting & Tubing	North American Tube
251-1816	243	35	Implement Yoke	251-1885	242	35	Tube
251-1817	240	35	Tractor Yoke	251-1886	217	Shafting & Tubing	North American Tube

Part No.	Page#	Series	Type	Part No.	Page#	Series	Type
251-1886	242	35	Tube	251-1949	226	6	Yoke & Tube Assembly
251-1887	217	Shafting & Tubing	North American Tube	251-1950	224	6	Implement Yoke
251-1887	242	35	Tube	251-1951	222	6	Tractor Yoke
251-1888	243	35	Implement Yoke	251-1952	222	6	Tractor Yoke
251-1890	241	35	Slip Sleeve	251-1953	222	6	Tractor Yoke
251-1891	241	35	Slip Sleeve	251-1954	226	6	Yoke & Shaft Assembly
251-1892	241	35	Slip Sleeve	251-1955	226	6	Implement Yoke
251-1892	247	44	Slip Sleeve	251-1956	225	6	Implement Yoke
251-1892	253	55	Slip Sleeve	251-1957	225	6	Implement Yoke
251-1893	241	35	Slip Sleeve	251-1958	225	6	Implement Yoke
251-1893	247	44	Slip Sleeve	251-1960	222	6	Tractor Yoke
251-1893	253	55	Slip Sleeve	251-1961	222	6	Tractor Yoke
251-1894	241	35	Slip Sleeve	251-1962	226	6	Implement Yoke
251-1894	247	44	Slip Sleeve	251-1963	226	6	Implement Yoke
251-1894	253	55	Slip Sleeve	251-1964	225	6	Implement Yoke
251-1898	218	Nylon Bearing Repair Kit	North American	251-1965	226	6	Implement Yoke
251-1899	218	Nylon Bearing Repair Kit	North American	251-1973	217	Shafting & Tubing	North American Tube
251-1900	224	6	Implement Yoke	251-1974	217	Shafting & Tubing	North American Shaft
251-1901	225	6	Implement Yoke	251-1974	223	6	Shaft
251-1902	224	6	Implement Yoke	251-1976	217	Shafting & Tubing	North American Shaft
251-1903	224	6	Implement Yoke	251-1976	223	6	Shaft
251-1904	224	6	Implement Yoke	251-1977	217	Shafting & Tubing	North American Shaft
251-1905	224	6	Implement Yoke	251-1977	223	6	Shaft
251-1906	224	6	Implement Yoke	251-1978	217	Shafting & Tubing	North American Shaft
251-1907	224	6	Implement Yoke	251-1978	223	6	Shaft
251-1908	217	Shafting & Tubing	North American Tube	251-1979	217	Shafting & Tubing	North American Shaft
251-1908	224	6	Implement Yoke	251-1980	223	6	Slip Sleeve
251-1908	258	W	Tube	251-1981	223	6	Slip Sleeve
251-1909	224	6	Implement Yoke	251-1982	217	Shafting & Tubing	North American Shaft
251-1910	224	6	Implement Yoke	251-1983	217	Shafting & Tubing	North American Shaft
251-1911	225	6	Implement Yoke	251-1984	217	Shafting & Tubing	North American Tube
251-1912	224	6	Implement Yoke	251-1985	217	Shafting & Tubing	North American Tube
251-1913	225	6	Implement Yoke	251-1986	217	Shafting & Tubing	North American Tube
251-1914	222	6	Tractor Yoke	251-1987	217	Shafting & Tubing	North American Tube
251-1915	222	6	Tractor Yoke	251-1987	223	6	Tube
251-1916	225	6	Implement Yoke	251-1988	217	Shafting & Tubing	North American Tube
251-1917	225	6	Implement Yoke	251-1988	223	6	Tube
251-1918	222	6	Tractor Yoke	251-1989	217	Shafting & Tubing	North American Tube
251-1919	225	6	Implement Yoke	251-1989	224	6	Tube
251-1920	225	6	Implement Yoke	251-1990	217	Shafting & Tubing	North American Tube
251-1921	222	6	Tractor Yoke	251-1990	224	6	Tube
251-1922	225	6	Implement Yoke	251-1991	217	Shafting & Tubing	North American Tube
251-1923	225	6	Implement Yoke	251-1991	223	6	Tube
251-1924	225	6	Implement Yoke	251-1992	218	Nylon Bearing Repair Kit	North American
251-1925	225	6	Implement Yoke	251-1993	218	Nylon Bearing Repair Kit	North American
251-1926	225	6	Implement Yoke	251-1993	227	6	Driveline
251-1927	225	6	Implement Yoke	251-1997	218	Nylon Bearing Repair Kit	North American
251-1928	225	6	Implement Yoke	251-1998	227	6	Guard
251-1929	224	6	Tube Weld Yoke	251-1999	218	Nylon Bearing Repair Kit	North American
251-1930	224	6	Tube Weld Yoke	251-2000	218	Nylon Bearing Repair Kit	North American
251-1931	224	6	Tube Weld Yoke	251-2001	218	Nylon Bearing Repair Kit	North American
251-1932	225	6	Implement Yoke	251-2002	218	Nylon Bearing Repair Kit	North American
251-1933	225	6	Implement Yoke	251-2003	218	Nylon Bearing Repair Kit	North American
251-1934	225	6	Implement Yoke	251-2004	218	Nylon Bearing Repair Kit	North American
251-1935	224	6	Tube Weld Yoke	251-2005	218	Nylon Bearing Repair Kit	North American
251-1936	223	6	Shaft Weld Yoke	251-2006	218	Nylon Bearing Repair Kit	North American
251-1938	227	6	Guard	251-2007	218	Nylon Bearing Repair Kit	North American
251-1939	223	6	Shaft Weld Yoke	251-2008	218	Nylon Bearing Repair Kit	North American
251-1940	223	6	Shaft Weld Yoke	251-2009	218	Nylon Bearing Repair Kit	North American
251-1941	224	6	Implement Yoke	251-2010	218	Nylon Bearing Repair Kit	North American
251-1945	223	6	Shaft Weld Yoke	251-2011	218	Nylon Bearing Repair Kit	North American
251-1946	224	6	Implement Yoke	251-2075	275	1	Easy Lock
251-1947	226	6	Yoke & Shaft Assembly	251-2075	278	2	Easy Lock
251-1948	226	6	Telescoping Drive Shaft Assembly	251-2075	281	3	Easy Lock

Part No.	Page#	Series	Type	Part No.	Page#	Series	Type
251-2075	284	4	Easy Lock	253-1033	289	6	Implement Yoke
251-2075	287	5	Easy Lock	253-1033	316	220/720	Implement Yoke
251-2075	290	6	Easy Lock	253-1034	289	6	Implement Yoke
251-2075	293	7N	Easy Lock	253-1035	283	4	Implement Yoke
251-2075	296	8	Easy Lock	253-1036	291	7N	Tractor Yoke
251-2075	299	9	Easy Lock	253-1037	291	7N	Tractor Yoke
251-2075	302	2100/100	Easy Lock	253-1038	291	7N	Tractor Yoke
251-2075	305	2200/200	Easy Lock	253-1039	291	7N	Tractor Yoke
251-2075	308	1	Easy Lock	253-1040	290	6	Implement Yoke
251-2075	314	2300/210	Easy Lock	253-1041	290	6	Implement Yoke
251-2075	317	220/720	Easy Lock	253-1042	290	6	Implement Yoke
251-2075	323	2400	Easy Lock	253-1043	291	7N	Tractor Yoke
251-2075	329	2500	Easy Lock	253-1044	294	8	Tractor Yoke
251-2075	335	2600	Easy Lock	253-1045	294	8	Tractor Yoke
251-2075	340	Metric Repl. Driveline	Easy Lock Guard Repair Kit	253-1046	294	8	Tractor Yoke
253-1000	276	2	Tractor Yoke	253-1047	294	8	Tractor Yoke
253-1001	276	2	Tractor Yoke	253-1048	294	8	Tractor Yoke
253-1001	303	2200/200	Tractor Yoke	253-1049	294	8	Inner Profile Yoke
253-1002	279	3	Tractor Yoke	253-1050	296	8	Implement Yoke
253-1002	306	1	Tractor Yoke	253-1051	296	8	Implement Yoke
253-1003	279	3	Tractor Yoke	253-1052	296	8	Implement Yoke
253-1003	306	1	Tractor Yoke	253-1064	295	8	Inner Tube
253-1004	282	4	Tractor Yoke	253-1064	337	ByPy 8 and 9	Inner Tube
253-1004	312	2300/210	Tractor Yoke	253-1065	283	4	Inner Tube
253-1005	282	4	Tractor Yoke	253-1065	337	ByPy 3	Inner Tube
253-1005	312	2300/210	Tractor Yoke	253-1066	286	5	Inner Tube
253-1007	288	6	Tractor Yoke	253-1066	289	6	Inner Tube
253-1007	315	210/720	Tractor Yoke	253-1066	337	ByPy 4 and 6	Inner Tube
253-1008	282	4	Tractor Yoke	253-1068	292	7N	Inner Tube
253-1008	312	2300/210	Tractor Yoke	253-1068	295	8	Inner Tube
253-1009	282	4	Tractor Yoke	253-1068	337	ByPy 7N	Inner Tube
253-1009	312	2300/210	Tractor Yoke	253-1069	295	8	Inner Tube
253-1010	285	5	Tractor Yoke	253-1070	295	8	Implement Yoke
253-1011	285	5	Tractor Yoke	253-1071	293	7N	Implement Yoke
253-1012	285	5	Tractor Yoke	253-1072	295	8	Outer Tube
253-1013	285	5	Tractor Yoke	253-1072	298	9	Outer Tube
253-1014	285	5	Tractor Yoke	253-1072	337	ByPy 8 and 9	Outer Tube
253-1015	288	6	Tractor Yoke	253-1075	289	6	Outer Tube
253-1015	315	210/720	Tractor Yoke	253-1075	292	7N	Outer Tube
253-1016	288	6	Tractor Yoke	253-1075	337	ByPy 6 and 7	Outer Tube
253-1016	315	210/720	Tractor Yoke	253-1100	256	55	Driveline
253-1017	288	6	Tractor Yoke	253-1101	278	2	Driveline
253-1018	288	6	Tractor Yoke	253-1102	278	2	Driveline
253-1018	315	210/720	Tractor Yoke	253-1104	275	1	Driveline
253-1019	288	6	Tractor Yoke	253-1105	256	55	Driveline
253-1019	315	210/720	Tractor Yoke	253-1106	296	8	Driveline
253-1020	277	2	Implement Yoke	253-1107	296	8	Driveline
253-1020	304	2200/200	Implement Yoke	253-1110	256	55	Driveline
253-1021	277	2	Implement Yoke	253-1111	281	3	Driveline
253-1021	304	2200/200	Implement Yoke	253-1112	281	3	Driveline
253-1022	280	3	Implement Yoke	253-1113	284	4	Driveline
253-1022	307	1	Implement Yoke	253-1114	284	4	Driveline
253-1023	280	3	Implement Yoke	253-1115	256	55	Driveline
253-1023	307	1	Implement Yoke	253-1116	287	5	Driveline
253-1024	277	2	Implement Yoke	253-1117	287	5	Driveline
253-1024	304	2200/200	Implement Yoke	253-1118	290	6	Driveline
253-1025	277	2	Shear Pin Yoke	253-1119	290	6	Driveline
253-1025	304	2200/200	Implement Yoke	253-1120	256	55	Driveline
253-1026	314	2300/210	Implement Yoke	253-1121	293	7N	Driveline
253-1029	283	4	Implement Yoke	253-1122	293	7N	Driveline
253-1030	280	3	Implement Yoke	253-1125	256	55	Driveline
253-1031	286	5	Implement Yoke	253-1130	256	55	Driveline
253-1032	286	5	Implement Yoke	253-1131	256	55	Driveline
				253-1135	256	55	Driveline

Part No.	Page#	Series	Type	Part No.	Page#	Series	Type
253-1140	256	55	Driveline	253-1550	324	2480	Tractor Yoke
253-1200	233	12	Driveline	253-1551	324	2480	Tractor Yoke
253-1203	233	12	Driveline	253-1552	324	2480	Tractor Yoke
253-1207	233	12	Driveline	253-1553	330	2580	Tractor Yoke
253-1210	233	12	Driveline	253-1554	330	2580	Tractor Yoke
253-1212	233	12	Driveline	253-1555	330	2580	Tractor Yoke
253-1214	233	12	Driveline	253-1556	309	2280	Tractor Yoke
253-1266	310	2280	Center Housing	253-1557	318	2380	Tractor Yoke
253-1267	319	2380	Center Housing	253-1559	324	2480	Tractor Yoke
253-1268	325	2480	Center Housing	253-1560	324	2480	Tractor Yoke
253-1269	331	2580	Center Housing	253-1561	324	2480	Tractor Yoke
253-1270	340	Metric Replacement Driveline		253-1568	315	210/720	Inner Profile Yoke
			Universal Friction Clutch	253-1570	336	—	Inner Profile Yoke
253-1271	340	Metric Replacement Driveline		253-1572	309	2280	Inner Profile Yoke
			Universal Friction Clutch	253-1573	318	2380	Inner Profile Yoke
253-1274	311	2280	Nylon Bearing Kit	253-1574	312	2300/210	Inner Profile Yoke
253-1275	320	2380	Nylon Bearing Kit	253-1575	324	2480	Inner Profile Yoke
253-1276	326	2480	Nylon Bearing Kit	253-1576	321	2400	Inner Profile Yoke
253-1277	332	2580	Nylon Bearing Kit	253-1585	316	220/720	Outer Profile Yoke
253-1278	337	Shafting and Tubing	Friction Disc	253-1588	322	2400	Outer Profile Yoke
253-1279	337	Shafting and Tubing	Friction Disc	253-1589	336	—	Outer Profile Yoke
253-1280	337	Shafting and Tubing	Friction Disc	253-1592	313	2300/210	Outer Profile Yoke
253-1300	239	14	Driveline	253-1593	298	9	Implement Yoke
253-1301	239	14	Driveline	253-1594	298	9	Implement Yoke
253-1302	239	14	Driveline	253-1595	334	2600	Implement Yoke
253-1304	239	14	Driveline	253-1596	334	2600	Implement Yoke
253-1305	239	14	Driveline	253-1597	334	2600	Implement Yoke
253-1320	239	14	Driveline	253-1598	334	2600	Implement Yoke
253-1322	239	14	Driveline	253-1600	258	W	Driveline
253-1325	239	14	Driveline	253-1605	258	W	Driveline
253-1326	239	14	Driveline	253-1620	311	2280	80° C.V. Joint
253-1400	250	44	Driveline	253-1621	320	2380	80° C.V. Joint
253-1401	250	44	Driveline	253-1622	326	2480	80° C.V. Joint
253-1405	250	44	Driveline	253-1623	332	2580	80° C.V. Joint
253-1410	251	44	Driveline	253-1650	301	2100/100	Implement Yoke
253-1413	251	44	Driveline	253-1651	301	2100/100	Implement Yoke
253-1415	251	44	Driveline	253-1673	322	2400	Implement Yoke
253-1425	251	44	Driveline	253-1677	307	I	Implement Yoke
253-1500	297	9	Tractor Yoke	253-1679	314	2300/210	Implement Yoke
253-1501	297	9	Tractor Yoke	253-1682	317	220/720	Implement Yoke
253-1502	297	9	Tractor Yoke	253-1700	330	2580	Inner Profile Yoke
253-1503	333	2600	Tractor Yoke	253-1710	333	2600	Inner Tube
253-1504	333	2600	Tractor Yoke	253-1710	337	2600	Inner Tube
253-1505	333	2600	Tractor Yoke	253-1717	313	2300/210	Inner Tube
253-1506	300	2100/100	Tractor Yoke	253-1721	321	2400	Inner Tube
253-1507	321	2400	Tractor Yoke	253-1724	324	2480	Inner Tube
253-1508	321	2400	Tractor Yoke	253-1724	337	2480	Inner Tube
253-1509	321	2400	Tractor Yoke	253-1733	297	9	Inner Profile Tube
253-1510	327	2500	Tractor Yoke	253-1735	333	2600	Inner Tube
253-1511	327	2500	Tractor Yoke	253-1736	300	2100/100	Inner Tube
253-1512	327	2500	Tractor Yoke	253-1736	337	2100	Inner Tube
253-1513	276	2	Tractor Yoke	253-1739	303	2200/200	Inner Tube
253-1513	303	2200/200	Tractor Yoke	253-1739	306	I	Inner Tube
253-1515	259	0675	Tractor Yoke	253-1739	313	2300/210	Inner Tube
253-1516	306	I	Tractor Yoke	253-1739	337	2200/2300	Inner Tube
253-1522	297	9	Tractor Yoke	253-1743	313	2300/210	Inner Tube
253-1523	297	9	Tractor Yoke	253-1746	316	220/720	Inner Tube
253-1524	297	9	Tractor Yoke	253-1746	321	2400	Inner Tube
253-1529	300	2100/100	Tractor Yoke	253-1746	337	2400/220	Inner Tube
253-1531	321	2400	Tractor Yoke	253-1747	321	2400	Inner Tube
253-1532	321	2400	Tractor Yoke	253-1747	337	2600	Inner Tube
253-1533	336	—	Tractor Yoke	253-1749	327	2500	Inner Tube
253-1534	336	—	Tractor Yoke	253-1749	337	2500	Inner Tube
253-1543	312	2300/210	Tractor Yoke	253-1752	309	2280	Inner Tube

Part No.	Page#	Series	Type	Part No.	Page#	Series	Type
253-1752	318	2380	Inner Tube	253-1922	339	ByPy 4	Catfish Pond Driveline
253-1752	337	2280/2380	Inner Tube	253-1923	339	ByPy 4	Finishing Mower
253-1753	330	2580	Inner Tube	253-1924	339	ByPy 4	All Purpose Driveline
253-1753	337	2580	Inner Tube	253-1925	339	ByPy 4	Post Hole Digger
253-1760	334	2600	Outer Tube	253-1926	339	ByPy 5	Catfish Pond Driveline
253-1760	337	2600	Outer Tube	253-1927	339	ByPy 6	Catfish Pond Driveline
253-1767	313	2300/210	Outer Tube	253-1928	339	ByPy 6	Finishing Mower
253-1771	322	2400	Outer Tube	253-1929	339	ByPy 6	All Purpose Driveline
253-1779	337	ByPy 2	Outer Tube	253-1930	339	ByPy 8	All Purpose Driveline
253-1780	334	2600	Outer Tube	253-1931	339	ByPy 5	Catfish Pond Driveline
253-1780	337	2600	Outer Tube	253-1932	339	ByPy 6	Catfish Pond Driveline
253-1782	301	2100/100	Outer Tube	253-1933	299	9	Driveline
253-1782	337	2100	Outer Tube	253-1934	299	9	Driveline
253-1784	304	2200/200	Outer Tube	253-1935	338	2480	Complete Metric CV Driveline
253-1784	307	1	Outer Tube	253-1936	338	2480	Complete Metric CV Driveline
253-1784	313	2300/210	Outer Tube	253-1937	338	2580	Complete Metric CV Driveline
253-1784	337	2200/2300	Outer Tube	253-1938	338	2580CV Metric Mower Replacement Driveline	
253-1787	313	2300/210	Outer Tube	253-1939	338	2580CV Metric Mower Replacement Driveline	
253-1788	316	220/720	Outer Tube	253-1940	338	2580	Complete Metric CV Driveline
253-1788	322	2400	Outer Tube	253-1941	338	2580CV Metric Mower Replacement Driveline	
253-1788	337	2400/220	Outer Tube	253-1942	338	2480	Complete Metric CV Driveline
253-1791	322	2400	Outer Tube	253-1943	338	2480	Complete Metric CV Driveline
253-1792	328	2500	Outer Tube	253-1944	338	2580	Complete Metric CV Driveline
253-1792	331	2580	Outer Tube	253-1945	338	2580CV Metric Mower Replacement Driveline	
253-1792	337	2500/2580	Outer Tube	253-1946	338	2580CV Metric Mower Replacement Driveline	
253-1795	310	2280	Outer Tube	253-1947	338	2580	Complete Metric CV Driveline
253-1795	319	2380	Outer Tube	253-1948	338	2580CV Metric Mower Replacement Driveline	
253-1795	337	2280/2380	Outer Tube	253-1949	338	2580CV Metric Mower Replacement Driveline	
253-1798	325	2480	Outer Tube	253-1950	338	2580CV Metric Mower Replacement Driveline	
253-1798	337	2480	Outer Tube	253-1951	338	2580CV Metric Mower Replacement Driveline	
253-1805	245	35	Driveline	253-1953	340	ByPy 5	Rotary Cutter / Tiller
253-1810	245	35	Driveline	253-1954	340	ByPy 6	Rotary Cutter / Tiller
253-1815	245	35	Driveline	253-1955	341	ByPy 2	Hay Tedder
253-1820	245	35	Driveline	253-1956	341	ByPy 4	Hay Tedder
253-1822	245	35	Driveline	253-1957	341	ByPy 6	Disc Mower
253-1823	245	35	Driveline	253-1958	341	2400	Disc Mower
253-1830	256	55	Driveline	253-2001	298	9	Plastic Guard
253-1833	245	35	Driveline	253-2003	298	9	Plastic Guard
253-1840	245	35	Driveline	253-2007	305	2200/200	Plastic Guard
253-1842	245	35	Driveline	253-2007	308	1	Plastic Guard
253-1843	245	35	Driveline	253-2007	314	2300/210	Plastic Guard
253-1900	226	6	Yoke & Tube Assembly	253-2010	305	2200/200	Plastic Guard
253-1901	340	ByPy 2	Rotary Cutter	253-2010	308	1	Plastic Guard
253-1902	226	6	Guard	253-2010	314	2300/210	Plastic Guard
253-1903	340	ByPy 4	Rotary Cutter	253-2028	310	2280	Guard with Bearing
253-1904	340	ByPy 4	Rotary Cutter	253-2029	319	2380	Guard with Bearing
253-1905	227	6	Driveline	253-2030	325	2480	Easy Lock Guard with Bearing
253-1906	340	ByPy 4	Rotary Cutter	253-2031	325	2480	Easy Lock Guard with Bearing
253-1907	340	ByPy 4	Rotary Cutter	253-2032	331	2580	Guard with Bearing
253-1908	340	ByPy 5	Rotary Cutter	253-2033	331	2580	Guard with Bearing
253-1909	340	ByPy 5	Rotary Cutter	253-2043	296	8	Plastic Guard
253-1910	227	6	Driveline	253-2044	296	8	Plastic Guard
253-1911	227	6	Driveline	253-2050	275	1	Plastic Guard
253-1912	340	ByPy 6	Rotary Cutter	253-2050	302	2100/100	Plastic Guard
253-1913	227	6	Driveline	253-2051	278	2	Plastic Guard
253-1914	340	ByPy 4	Rotary Cutter / Tiller	253-2051	281	3	Plastic Guard
253-1915	227	6	Driveline	253-2051	284	4	Plastic Guard
253-1916	227	6	Driveline	253-2052	287	5	Plastic Guard
253-1917	339	ByPy 1	Fertilizer Spreader	253-2052	317	220/720	Plastic Guard
253-1918	339	ByPy 1	Fertilizer Spreader	253-2052	323	2400	Plastic Guard
253-1919	339	ByPy 2	All Purpose Driveline	253-2052	329	2500	Plastic Guard
253-1920	339	ByPy 2	Post Hole Digger	253-2053	290	6	Plastic Guard
253-1921	339	ByPy 3	Finishing Mower	253-2053	293	7N	Plastic Guard

Part No.	Page#	Series	Type	Part No.	Page#	Series	Type
253-2053	335	2600	Plastic Guard	253-2059	287	5	Plastic Guard
253-2054	296	8	Plastic Guard	253-2059	317	220/720	Plastic Guard
253-2054	298	9	Plastic Guard	253-2059	323	2400	Plastic Guard
253-2055	275	1	Plastic Guard	253-2059	329	2500	Plastic Guard
253-2055	302	2100/100	Plastic Guard	253-2070	287	5	Plastic Guard
253-2056	275	1	Plastic Guard	253-2070	317	220/720	Plastic Guard
253-2056	302	2100/100	Plastic Guard	253-2070	323	2400	Plastic Guard
253-2057	278	2	Plastic Guard	253-2070	329	2500	Plastic Guard
253-2057	281	3	Plastic Guard	253-2071	290	6	Plastic Guard
253-2057	284	4	Plastic Guard	253-2071	293	7N	Plastic Guard
253-2057	278	2	Plastic Guard	253-2071	335	2600	Plastic Guard
253-2058	281	3	Plastic Guard	253-2072	290	6	Plastic Guard
253-2058	284	4	Plastic Guard	253-2072	293	7N	Plastic Guard
253-2058	305	2200/200	Plastic Guard	253-2072	335	2600	Plastic Guard
253-2058	308	1	Plastic Guard				
253-2058	314	2300/210	Plastic Guard				

Interchange

NEAPCO	OUR #	NEAPCO	OUR #	NEAPCO	OUR #	NEAPCO	OUR #	NEAPCO	OUR #
0505X	251-1500	1-0134	210-0134	1-6300	211-1306	11137	251-1217	12-1173	251-1275
05101X	251-1566	1-0134-BF	214-0134	1-6301	210-1306	11138	251-1221	12-1174	251-1265
05111	251-1511	1-0150	240-0356	10-0312	251-1759	11139	251-1224	12-1175	251-1230
0513A	251-1571	1-0153	210-0153	10-0322	251-1760	11148	251-1246	12-1176	251-1226
0515A	251-1572	1-0153BF	214-0153	10-0323	251-1751	11149	251-1294	12-1190	251-1291
0516A	251-1573	1-0154	213-0443	10-0332	251-1766	11152	251-1201	12-1193	251-1292
05178	251-1760	1-0170	210-0170	10-0333	251-1752	11153	251-1203	12-1218	251-1231
0517A	251-1574	1-0174	210-0260	10-0381	251-1763	11154	251-1206	12-1312	251-1200
05183	251-1750	1-0174BF	210-0260	10-0383	251-1754	11155	251-1209	12-1316	251-1263
05184	251-1522	1-0189	260-1204	10-0412	251-1537	11156	251-1214	12-1318	251-1293
05186	251-1754	1-0200	210-0200	10-0413	251-1512	11157	251-1217	12-1326	251-1216
05187	251-1545	1-0221	250-0050	10-0422	251-1534	11158	251-1221	12-1340	251-1294
05189	251-1537	1-0248	210-0248	10-0423	251-1535	11159	251-1243	12-2321	251-1259
0518A	251-1575	1-0278	210-0278	10-0432	251-1540	11162	251-1216	12-2330	251-1266
05191	251-1525	1-0297	210-0297	10-0433	251-1517	11163	251-1244	1205X	250-1200
05193	251-1539	1-0297-BF	210-0297	10-0443	251-1513	11168	251-1247	1205XR	250-1200
05196	251-1527	1-0298	215-0299	10-0452	251-1539	11169	251-1224	1275X	250-1200
05197	251-1526	1-0300	220-0500	10-0453	251-1546	11170	251-1242	1475X	250-0600
05199	251-1755	1-0301	220-0501	10-0463	251-1518	11171	251-1282	15-5101	251-1566
051A7	251-1761	1-0321	250-0070	10-0473	251-1519	11172	251-1257	15-5111	251-1511
051B1	251-1570	1-0350	210-0350	10-0483	251-1548	11173	251-1275	15-5112	251-1513
051B2	251-1513	1-0421	250-0080	10-0493	251-1522	11174	251-1265	15-5113	251-1516
051B3	251-1518	1-0443	218-0443	10-1574	251-1574	11175	251-1230	15-5114	251-1519
051B8	251-1535	1-0443-BF	214-0443	10-1700	251-1700	11176	251-1226	15-5115	251-1521
051D2	251-1552	1-0449	220-0046	10-1702	251-1702	11183	251-1291	15-5116	251-1526
051D4	251-1510	1-0505	251-1500	10-1703	251-1703	1118A	251-1231	15-5117	251-1528
051D7	251-1756	1-0605	210-0170	10-1705	251-1705	11190	251-1291	15-5118	251-1529
051D8	251-1527	1-0616	240-0840	10-1707	251-1707	11190X	251-1291	15-5123	251-1512
051E4	251-1769	1-0626	219-0153	10-1708	251-1708	11193X	251-1292	15-5124	251-1522
051G1	251-1700	1-0675	210-0170	10-3122	251-1761	111A3	251-1227	15-5125	251-1530
051G2	251-1702	1-0677	211-0170	10-3162	251-1772	111B1	251-1292	15-5134	251-1542
051G3	251-1703	1-1001	250-0040	10-3163	251-1756	111D6	251-1211	15-5136	251-1546
051G5	251-1705	1-1103	250-0070	10-3183	251-1755	111D8	251-1200	15-5138	251-1557
051H4	251-1706	1-1153	212-0153	10-4103	251-1527	111E2	251-1272	15-5139	251-1548
051H5	251-1707	1-1200	210-0200	10-4113	251-1526	111E4	251-1265	15-5156	251-1552
051P2	251-1767	1-1200	260-0121	10-4123	251-1530	111E5	251-1263	15-5157	251-1751
0605X	210-0170	1-1275	250-1200	10-4133	251-1511	111E8	251-1293	15-5164	251-1524
0605X-1	211-0170	1-1475	250-0600	10-4141	251-1566	111F8	251-1293	15-5169	251-1765
0675X	210-0170	1-1516	220-0088	10-4143	251-1527	111H8	251-1257	15-5171	251-1534
0675X-1A	211-0170	1-1554	220-7100	10-4173	251-1513	111J2	251-1213	15-5172	251-1540
06L6	240-0840	1-1555	210-0105	10-4183	251-1552	111K1	251-1246	15-5173	251-1766
1-0001	250-0264	1-1557	220-0081	10-4193	251-1529	111P1	251-1294	15-5178	251-1760
1-0003	250-0265	1-1604	220-0010	10-4282	251-1560	12-1101	251-1291	15-5183	251-1750
1-0005	220-1100	1-1606	220-0007	10-4363	251-1531	12-1115	251-1211	15-5184	251-1752
1-0011	220-0011	1-1608	220-0009	10-4443	251-1523	12-1117	251-1219	15-5186	251-1754
1-0012	220-0012	1-1610	220-0006	10-4453	251-1513	12-1119	251-1226	15-5187	251-1545
1-0013	220-0013	1-1612	220-0017	10-4473	251-1523	12-1120	251-1229	15-5189	251-1537
1-0014	220-0014	1-1612-BF	214-0017	10-4481	251-1567	12-1132	251-1201	15-5191	251-1525
1-0023	260-0266	1-1875	210-2011	10-4573	251-1521	12-1133	251-1203	15-5193	251-1539
1-0024	260-0153	1-1876	210-2011	10-4703	251-1703	12-1134	251-1206	15-5196	251-1527
1-0025	260-4105	1-2000	250-0050	11-1075	251-1547	12-1135	251-1209	15-5197	251-1526
1-0026	220-0500	1-2075	250-1400	11-1753	251-1551	12-1137	251-1217	15-5199	251-1755
1-0027	220-0027	1-2100	250-0080	11-2702	251-1544	12-1138	251-1221	15-5213	251-1571
1-0028	220-0028	1-2134	210-2031	1105X	250-1200	12-1139	251-1224	15-5215	251-1572
1-0029	220-0029	1-2171	230-2002	1105XR	250-1200	12-1148	251-1246	15-5216	251-1573
1-0045	260-0279	1-2173	210-2173	11101X	251-1291	12-1149	251-1294	15-5217	251-1574
1-0046	260-0280	1-2185	230-2116	11115	251-1211	12-1155	251-1209	15-5218	251-1575
1-0050	210-0048	1-2186	230-2117	11117	251-1219	12-1159	251-1243	15-5305	251-1761
1-0061	220-1501	1-3600	210-2011	11119	251-1226	12-1162	251-1216	15-5313	251-1570
1-0089	260-0121	1-3650	210-2140	11120	251-1229	12-1163	251-1244	15-5314	251-1513
1-0099	260-0178	1-4635	210-1201	11132	251-1201	12-1168	251-1247	15-5315	251-1518
1-0105	210-0105	1-4700	210-1303	11133	251-1203	12-1169	251-1224	15-5319	251-1535
1-0109	260-0155	1-5800	210-2500	11134	251-1206	12-1170	251-1242	15-5335	251-1552
1-0121	250-0030	1-5900	210-1200	11135	251-1209	12-1171	251-1282	15-5336	251-1510
1-0133	210-0133	1-5900-BF	214-1200	11136	251-1214	12-1172	251-1257	15-5338	251-1756

INTERCHANGE

Interchange

NEAPCO	OUR #	NEAPCO	OUR #	NEAPCO	OUR #	NEAPCO	OUR #	NEAPCO	OUR #
15-5339	251-1527	2-0521	250-0110	20-9309	251-1372	2275X	250-3500	281551	210-0105
15-5341	251-1769	2-0527	240-0369	20-9310	251-1319	26-5118	251-1426	281552	210-0105
15-5345	251-1700	2-0621	219-0231	20-9321	251-1367	26-5119	251-1428	281553	210-0105
15-5346	251-1702	2-0631	219-1203	20-9325	251-1373	26-5131	251-1432	281554	220-7100
15-5347	251-1703	2-0637	219-0359	20-9330	251-1366	26-5138	251-1444	281555	210-0105
15-5349	251-1705	2-1153	240-0447	2034A	251-1390	26-5148	251-1474	281557	220-0081
15-5354	251-1706	2-1175	210-1309	2075X	250-1400	26-5155	251-1475	28155X	230-0155
15-5355	251-1707	2-1200	250-0150	21101X	251-1852	26-5319	251-1473	281569	240-0231
15-5369	251-1767	2-1400	210-1300	21102X	251-1853	26-5321	251-1472	281600	210-1211
15-5454	251-1523	2-1569	240-0231	21116	251-1807	2605X	230-0188	281604	220-0010
16-0606	251-1960	2-2157	210-2031	21118	251-1809	2675X	230-0188	281606	220-0007
16-0615	251-1952	2-2169	210-2033	21120	251-1812	280100	210-2031	281608	220-0009
16-1615	251-1953	2-2200	250-0120	21124	251-1825	280150	210-2031	281612	220-0017
16-6101	251-1921	2-2212	230-2117	21125	251-1820	280300	210-2011	28165X	230-0165
16-6111	251-1900	2-2230	230-2116	21128	251-1827	280350	210-2011	281700	210-3105
16-6114	251-1904	2-2275	250-3500	21129	251-1803	280400	210-2011	28170X	210-0170
16-6129	251-1936	2-2276	250-3501	21131	251-1800	280450	210-2011	28174X	210-0260
16-6131	251-1935	2-2421	250-0140	21132	251-1801	280500	210-2031	28185X	230-1880
16-6213	251-1923	2-2518	210-2530	21133	251-1805	28050X	210-0048	28188X	230-0188
16-6215	251-1924	2-2521	250-0200	21134	251-1842	28051X	210-0200	28189	260-1204
16-6216	251-1925	2-2600	230-4015	21138	251-1842	28051XB	210-0200	281FR	250-0264
16-6217	251-1927	2-2700	210-2033	21148	251-1826	28051xB	260-0121	282000	210-1296
16-6218	251-1926	2-2800	230-4016	21154	251-1812	28052X	210-0048	28200X	210-0200
16-6409	251-1921	2-3010	210-3105	21155	251-1810	28053X	210-0178	28200XB	210-0200
16-6616	251-1957	2-3011	210-3105	21158	251-1810	28053XB	210-0178	28200XB	260-0121
1605X	210-0170	2-3011-BF	214-3105	21178	251-1811	28053XB	260-0178	282116	230-2116
1605X-1	211-0170	2-3049	240-0362	21181X85	251-1845	28054X	210-0160	282117	230-2117
16301-BF	214-1306	2-3050	240-0448	2118A	251-1814	28054XB	210-0160	282134A	210-2031
1675X	210-0170	2-3100	240-0353	21190	251-1826	28054XB	260-0178	28213X	210-0213
1675X-1	211-0170	2-3102	230-3012	2119A	251-1815	280550	210-2031	282171	230-2002
1675X-1A	210-0170	2-3111	210-3008	211A8	251-1843	28055X	230-0115	282173	210-2173
1805X	210-2011	2-3190	240-1301	211CNX	251-1852	28056X	210-1301	282175	210-2173
1805X-1	210-2011	2-3500	210-2031	211CVX	251-1853	28058X	230-0279	282185A	230-2116
1805X-2	210-2011	2-4800	210-1203	211D7X	251-1852	28059X	230-0280	282186A	230-2117
1875X	210-2011	2-4800-BF	214-1203	211Z3	251-1855	2805X	220-1100	28226X	230-0124
1875X-1	210-2011	2-4900	210-1204	211Z4	251-1854	280600	230-3001	28231X	240-0231
19101X	251-1372	2-4900-BF	214-1204	22-1138	251-1842	280600G	230-3000	28244X	210-0200
19102X	251-1373	2-4953	240-0459	22-1101	251-1852	280700	210-3012	28244XB	210-0200
19115	251-1300	2-5374	210-1200	22-1102	251-1853	280800	230-4002	28244XB	260-0121
19119	251-1309	2-5700	210-1304	22-1116	251-1807	28089	260-0121	28248X	210-0248
19120	251-1312	2-6200	210-1205	22-1118	251-1809	280900	210-2033	282500	230-4014
19126	251-1374	2-6302	210-1306	22-1120	251-1812	28099	260-0178	282518	210-2530
19127	251-1322	2-6302	260-0266	22-1124	251-1825	2810007	230-1000	282600	230-4015
19131	251-1375	2-6400	210-1207	22-1125	251-1820	28100X	210-0105	282700	210-2033
19132	251-1352	2-6500	210-1208	22-1128	251-1827	28101X	220-0501	28278X	210-0278
19149	251-1375	2-6600	210-1206	22-1129	251-1803	28108X	210-2011	28279X	230-0279
19154	251-1314	2-9201	260-1100	22-1131	251-1800	28111X	220-0500	282800	230-4016
1917A	251-1316	2-9205	260-1500	22-1132	251-1801	281175	210-1309	28280X	230-0280
19189	251-1312	2-9302	260-1200	22-1133	251-1805	281200	210-1304	28280X-4	230-0280
1918A	251-1317	20-9101	251-1372	22-1134	251-1842	28124X	230-0124	28281X	230-0281
191A4	251-1308	20-9102	251-1373	22-1154	251-1812	281300	210-1301	28297X	210-0297
191C8	251-1313	20-9115	251-1300	22-1155	251-1810	28133X	210-0133	283000	230-5000
191E2X85	251-1345	20-9119	251-1309	22-1158	251-1810	28134X	210-0134	28300X	220-0500
191L1X	251-1372	20-9120	251-1312	22-1178	251-1811	281400	210-1300	28300XS	220-0500
191L2	251-1319	20-9126	251-1374	22-1190	251-1826	281500	210-0105	283011	210-3008
191N5X	251-1373	20-9127	251-1322	22-1218	251-1814	281501	220-1501	28301X	220-0501
2-0020	220-0020	20-9131	251-1375	22-1219	251-1815	28150X	240-0356	283049	240-0362
2-0053	210-0178	20-9132	251-1352	22-1319	251-1857	281516	220-0088	283100	240-0353
2-0053-BF	210-0447	20-9154	251-1314	22-1343	251-1855	281521	220-1501	283101	210-3117
2-0054	210-0160	20-9189	251-1312	22-2312	251-1852	28152X	210-0134	283102	230-3012
2-0350	210-2011	20-9216	251-1315	22-2317	251-1853	28153X	210-0153	283105	210-3105
2-0355	240-0359	20-9217	251-1316	22-2330	251-1870	28153X-1A	213-0443	283105B	210-3105
2-0383	220-0052	20-9218	251-1317	22-3521	251-1871	28153XB	212-0153	283111	210-3008
2-0456	210-0456	20-9302	251-1310	2205X	250-3500	281550	210-0105	283125	230-3143
2-0456-BF	210-0456	20-9307	251-1313	2205X-2	250-3501	281550G	210-0105	283130	240-0356

INTERCHANGE

Interchange

NEAPCO	OUR #	NEAPCO	OUR #	NEAPCO	OUR #	NEAPCO	OUR #	NEAPCO	OUR #
283131	240-0354	285700G	210-1304	288516	230-8502	35023X	260-0266	50-1090	251-1089
283140	240-0358	285800	210-2500	2888WB-10	230-9017	35024X	260-0153	50-1280	251-1088
283152	230-3000	28581X	230-0501	2888WB-9	230-9000	35025X	260-4105	50-2212	251-1083
283154A	230-0998	28589X	230-0279	289016	230-9001	35045X	260-0279	50-2312	251-1083
283190	240-1301	2858N	250-5500	28CP4N	230-0004	35046X	260-0280	50-2501	251-1589
283200	230-5008	2858WB	230-5800	28CP5N	230-0115	4-0058	230-0279	50-2502	251-1588
28324X	240-0324	2858WB-1	230-5801	28CP6N	230-0006	4-0060	230-0006	5112	251-1513
283314	220-0465	2858WB-2	230-5802	28CP7N	230-0007	4-0165	230-0165	5113	251-1516
283400	230-5015	285900	210-1200	28CV41	261-0615	4-0279	230-0279	5114	251-1519
283454	220-7300	286100	230-6000	28CV42	260-0180	4-0614	230-6102	5115	251-1521
283500	210-2031	286101	230-6101	28CV79	260-0779	4-0628	230-6106	5116	251-1526
283500P	210-2031	286102	230-6102	28CV82XR	261-0612	4-0643	230-6000	5117	251-1528
28350X	210-0350	286103	230-6102	28L10N2	250-0870	4-1058	250-5500	5118	251-1529
283600	210-2011	286104	230-6104	28L10S	250-0870	4-2791	230-0558	5123	251-1512
283600P	210-2011	286106	230-6106	28L14N	250-1400	4-3314	220-0465	5124	251-1522
283650	210-2140	286107	230-0957	28L14S	250-1400	4-3454	220-7300	5125	251-1530
283700	210-2198	286108	230-6108	28L16S	250-3500	4-5122	230-5000	5126	251-1542
283900	210-2033	286109	230-7569	28L6N8	250-0600	4-5127	230-5121	5136	251-1546
283DR	250-0265	286114	230-6102	28N26	220-0500	4-5173	230-5173	5138	251-1557
283DRN	250-0265	286123	230-6008	28N27	220-0027	4-5177	230-5177	5139	251-1548
284000	230-6000	286128	230-6106	28N28	220-0028	4-5800	230-5800	5154	251-1523
284123	230-4140	286143	230-6000	28N29	220-0029	4-5801	230-5801	5156	251-1552
284138	230-4002	286152	230-6101	28T11	220-0011	4-5802	230-5802	5157	251-1751
284140	230-4110	286162	230-6108	28T12	220-0012	4-6103	230-6102	5164	251-1524
284143	230-4143	286163	230-7569	28T13	220-0013	4-6104	230-6104	5169	251-1765
284152	230-4014	286200	210-1205	28T14	220-0014	4-6107	230-0957	5171	251-1534
28438X	230-0558	286300	210-1306	28T20	220-0020	4-6114	230-6102	5172	251-1540
28443X	218-0443	286300G	210-1306	28VC82	260-0782	4-6123	230-6008	5173	251-1766
2844R	250-4400	286400	210-1207	3-0044	250-4400	4-6128	230-6106	53-2034	251-1390
284500	210-1306	286500	210-1208	3-0045	250-5500	4-6143	230-6000	53-2643	251-1190
28456X	210-0456	286600	210-1206	3-0055	230-0115	4-6152	230-6101	53-2644	251-1492
2845N	230-0004	286700	210-1214	3-0056	210-1301	4-6162	230-6108	55-2130	251-1155
284635C	210-1200	286800	210-1210	3-0155	230-0155	4-6163	230-7569	55-2410	251-1124
284635D	210-1201	2868WB-10	230-7202	3-0188	230-0188	44-2100	251-1454	55-2600	251-1126
28469X	230-0814	2868WB-9	230-7000	3-0332	210-0332	44-2200	251-1455	55-2800	251-1128
284700	210-1303	287101	230-7206	3-0544	219-0356	44-2201	251-1453	55-3240	251-1132
284800	210-1203	287102	230-7202	3-0621	250-0120	44-2206	251-1442	55-3640	251-1154
284900	210-1204	287105	230-7105	3-0721	250-0818	44-2220	251-1452	55-9306	251-1106
284953X	240-0459	287126	230-7105	3-0821	250-0170	44-2256	251-1406	55-9320	251-1120
285000	230-7000	287200	230-7000	3-0921	250-0819	44-2460	251-1408	55-9321	251-1121
285031	230-5993	287201	230-7206	3-1021	250-0820	44-2820	251-1412	56-0625	251-1504
285100	210-3105	287202	230-7202	3-1045	230-0004	44-4406	251-1460	56-0666	251-1999
285101	230-5121	287203	230-7203	3-1053	210-0178	44-4421	251-1461	56-1225	251-1503
285102	230-5173	287204	230-7204	3-1053	260-0178	44-6300	251-1450	6-0124	230-0124
285108	230-5177	287205	230-7000	3-1054	210-0160	48-1181	251-1845	6-0185	230-1880
285109	230-5109	287206	230-7206	3-1054	260-0178	48-9202	251-1345	6-0186	240-0186
28510X	230-0562	287207	230-7202	3-3130	240-0356	5-0059	230-0280	6-0187	240-0187
285110	230-5015	287208	230-7203	3-3131	240-0354	5-0070	230-0007	6-0226	230-0124
285122	230-5000	287209	230-7204	3-3140	240-0358	5-0280	230-0280	6-0281	230-0281
285127	230-5121	2878WB-13	230-8200	3-3152	230-3000	5-0284	230-0280	6-0308	230-0308
285132	230-5008	2878WB-14	230-8202	3-3154	230-0998	5-0589	230-0279	6-0324	240-0324
285148	230-5148	288100	230-8200	3-3155	230-3143	5-0725	230-7000	6-0407	230-0407
28514X	220-0500	288101	230-8201	3-3158	230-3158	5-0727	230-7202	6-0825	230-8200
285154	230-5154	288102	230-8202	3-3190	240-1301	5-2801	230-0560	6-0916	230-9001
28515X	230-0560	288105	230-8105	3-3202	230-3012	5-5031	230-5993	6-1005	230-1004
285173	230-5173	288113	230-8105	3-4123	230-4140	5-7126	230-7105	6-1007	230-1000
285177	230-5177	288200	230-8200	3-4138	230-4002	5-7205	230-7000	6-1055	230-1490
28527X	240-0369	288201	230-8201	3-4140	230-4110	5-7206	230-7206	6-2811	230-0562
28530X	210-0213	288202	230-8202	3-4143	230-4143	5-7207	230-7202	6-4071	230-0814
28531X	240-0231	288203	230-8203	3-4152	230-4014	5-7208	230-7203	6-8205	230-8200
285400	210-1253	288204	230-8105	3-5132	230-5008	5-7209	230-7204	6-8206	230-8201
285554	210-1200	288205	230-8200	3-5600	210-1254	5-8113	230-8105	6-8207	230-8202
2855N	250-5500	288206	230-8201	3-6700	210-1214	50-0412	251-1082	6-8208	230-8203
285600	210-1254	288207	230-8202	3-6800	210-1210	50-0512	251-1085	6-9016	230-9001
285700	210-1304	288208	230-8203	30061X	220-1501	50-1080	251-1086	7-0041	261-0615

INTERCHANGE

Interchange

NEAPCO	OUR #	NEAPCO	OUR #	NEAPCO	OUR #	NEAPCO	OUR #	PRECISION	OUR #
7-0042	260-0180	8-2320	251-1654	D-4265XR	210-1405	S-1501	251-1589	1088	251-1088
7-0079	260-0779	8-2330	251-1644	D-4267R	210-1407	S-1502	251-1588	1089	251-1089
7-0081	261-0612	8-2410	251-1636	D-4267XR	210-1407	UTP-175-3	251-1551	1090	251-1090
7-0082	260-0782	8-2412	251-1610	L6101X	251-1921			1091	251-1091
7-4265	210-1405	8-2420	251-1656	L6111	251-1900			1092	251-1092
7-4266	210-1405	8-2430	251-1646	L6112	251-1902			1093	251-1093
7-4267	210-1407	8-2512	251-1612	L6114	251-1904			1094	251-1094
7-4268	210-1407	8-2514	251-1614	L6129	251-1936			1095	251-1095
70-0104	251-1071	8-2515	251-1635	L6131	251-1935			1097	251-1097
70-0105	251-1061	8-2520	251-1657	L613A	251-1923			1098	251-1098
70-0205	251-1062	8-2521	251-1613	L615A	251-1924			1099	251-1099
70-0304	251-1073	8-2525	251-1637	L616A	251-1925			1106	251-1106
70-0305	251-1072	8-2530	251-1647	L617A	251-1927			1107	251-1107
70-0405	251-1064	8-2535	251-1638	L618A	251-1926			1119	251-1119
70-0504	251-1075	8-3010	251-1024	N102702SF	251-1544			1120	251-1120
70-0505	251-1065	8-3011	251-1025	N103122X	251-1761			1121	251-1121
70-0704	251-1076	8-3012	251-1004	N10312X	251-1759			1122	251-1122
70-0705	251-1067	8-3016	251-1033	N103162X	251-1772			1124	251-1124
70-0804	251-1078	8-3020	251-1053	N103163X	251-1756			1126	251-1126
70-1001	251-1987	8-3030	251-1043	N10322X	251-1760			1128	251-1128
70-1250	251-1287	8-4010	251-1026	N10323X	251-1751			1132	251-1132
70-2000	251-1387	8-4011	251-1027	N10332X	251-1766			1138	251-1138
70-2104	251-1671	8-4012	251-1006	N10333X	251-1752			1147	251-1147
70-2105	251-1661	8-4016	251-1034	N10381X	251-1763			1148	251-1148
70-2125	251-1887	8-4020	251-1054	N10383X	251-1754			1149	251-1149
70-2204	251-1672	8-4030	251-1044	N104103	251-1527			1154	251-1154
70-2205	251-1662	8-5010	251-1028	N104113	251-1526			1155	251-1155
70-2404	251-1676	8-5011	251-1029	N10412	251-1537			1157	251-1157
70-2405	251-1666	8-5012	251-1008	N104123	251-1530			1164	251-1164
70-2500	251-1187	8-5016	251-1035	N10413	251-1512			1174	251-1174
70-2504	251-1677	8-5020	251-1055	N104133	251-1511			1177	251-1177
70-2505	251-1667	8-5030	251-1045	N1041363	251-1531			1182	251-1182
70-2750	251-1485	8-6011	251-1030	N104141X	251-1566			1183	251-1183
71-0750	251-1584	8-6012	251-1010	N104143	251-1527			1187	251-1187
71-0875	251-1576	8-6016	251-1036	N1041473	251-1526			1190	251-1190
71-1000	251-1577	8-6020	251-1056	N104173	251-1513			1194	251-1194
71-1250	251-1579	8-6021	251-1011	N104183	251-1552			1199	251-1199
72-0750	251-1581	8-6030	251-1046	N104193	251-1529			1200	251-1200
72-0875	251-1582	8-7012	251-1012	N10422	251-1534			1201	251-1201
72-0888	251-1585	8-7014	251-1003	N10423	251-1535			1203	251-1203
72-1000	251-1583	8-7020	251-1057	N104282	251-1560			1206	251-1206
72-1125	251-1587	8-7021	251-1013	N10432	251-1540			1209	251-1209
73-0750	251-1977	8-7030	251-1047	N10443	251-1513			1210	251-1210
73-1001	251-1277	8-8011	251-1426	N104443	251-1523			1211	251-1211
73-1188	251-1877	8-8012	251-1472	N104453	251-1516			1213	251-1213
73-1313	251-1177	8-8014	251-1470	N10452	251-1539			1214	251-1214
8-0120	251-1653	8-8016	251-1432	N10453	251-1546			1216	251-1216
8-0130	251-1643	8-8020	251-1058	N104573	251-1521			1217	251-1217
8-1008	251-1020	8-8021	251-1473	N10463	251-1518			1219	251-1219
8-1010	251-1021	8-8030	251-1048	N104703	251-1703			1221	251-1221
8-1012	251-1000	9005	270-2895	N10483	251-1548			1223	251-1223
8-1020	251-1051	9025	270-2895	N10493	251-1522			1224	251-1224
8-1030	251-1041	9046	570-2896	N1075XS	251-1547			1226	251-1226
8-2008	251-1022	9056	270-2910	N2-4-3331	251-1392			1227	251-1227
8-2010	251-1023	9060	270-2910	N2-4-473	251-1395			1229	251-1229
8-2012	251-1002	9061	270-2911	N2-4-503	251-1396			1230	251-1230
8-2020	251-1052	9063	270-2912	N2-4-533	251-1397			1231	251-1231
8-2030	251-1042	9065	270-2897	N2-4-803	251-1398			1238	251-1238
8-2108	251-1630	9067	270-2898	N44N220-20	251-1452			1241	251-1241
8-2110	251-1631	9201	260-1100	N44N220-TQD	251-1453			1242	251-1242
8-2112	251-1600	9201B	260-1100	N44N2256-37	251-1406			1243	251-1243
8-2120	251-1651	9202B	260-1100	N44N246	251-1408			1244	251-1244
8-2130	251-1641	9205	260-1500	N44NWY2100	251-1454			1245	251-1245
8-2220	251-1652	9205B	260-1500	N44NWY2200	251-1455			1246	251-1246
8-2230	251-1642	D-4265R	210-1405	N44RYR28-2	251-1412			1247	251-1247

INTERCHANGE

Interchange

PRECISION	OUR #	PRECISION	OUR #	PRECISION	OUR #	PRECISION	OUR #	PRECISION	OUR #
1248	251-1248	1432	251-1432	1548	251-1548	1653	251-1653	1853	251-1853
1249	251-1249	1442	251-1442	1550	251-1550	1654	251-1654	1854	251-1854
1254	251-1254	1444	251-1444	1551	251-1551	1656	251-1656	1855	251-1855
1257	251-1257	1445	251-1445	1552	251-1552	1657	251-1657	1856	251-1856
1258	251-1258	1447	251-1447	1553	251-1553	1661	251-1661	1857	251-1857
1259	251-1259	1448	251-1448	1554	251-1554	1662	251-1662	1864	251-1864
1263	251-1263	1449	251-1449	1556	251-1556	1666	251-1666	1865	251-1865
1264	251-1264	1450	251-1450	1557	251-1557	1667	251-1667	1870	251-1870
1265	251-1265	1452	251-1452	1558	251-1558	1671	251-1671	1871	251-1871
1266	251-1266	1453	251-1453	1559	251-1559	1672	251-1672	1877	251-1877
1267	251-1267	1454	251-1454	1560	251-1560	1676	251-1676	1882	251-1882
1272	251-1272	1455	251-1455	1566	251-1566	1677	251-1677	1883	251-1883
1275	251-1275	1457	251-1457	1567	251-1567	1692	251-1692	1887	251-1887
1277	251-1277	1460	251-1460	1570	251-1570	1694	251-1694	1890	251-1890
1282	251-1282	1461	251-1461	1571	251-1571	1695	251-1695	1899	251-1899
1287	251-1287	1464	251-1464	1572	251-1572	1696	251-1696	1900	251-1900
1291	251-1291	1470	251-1470	1573	251-1573	1700	251-1700	1901	251-1901
1292	251-1292	1472	251-1472	1574	251-1574	1702	251-1702	1902	251-1902
1293	251-1293	1473	251-1473	1575	251-1575	1703	251-1703	1903	251-1903
1294	251-1294	1474	251-1474	1576	251-1576	1705	251-1705	1904	251-1904
1299	251-1299	1475	251-1475	1577	251-1577	1706	251-1706	1905	251-1905
1300	251-1300	1485	251-1485	1579	251-1579	1707	251-1707	1907	251-1907
1305	251-1305	1492	251-1492	1581	251-1581	1708	251-1708	1909	251-1909
1308	251-1308	1495	251-1495	1582	251-1582	1750	251-1750	1911	251-1911
1309	251-1309	1496	251-1496	1583	251-1583	1751	251-1751	1913	251-1913
1310	251-1310	1500	251-1500	1584	251-1584	1752	251-1752	1916	251-1916
1312	251-1312	1501	210-0170	1585	251-1585	1754	251-1754	1921	251-1921
1313	251-1313	1502	211-0170	1587	251-1587	1755	251-1755	1923	251-1923
1314	251-1314	1503	251-1503	1588	251-1588	1756	251-1756	1924	251-1924
1315	251-1315	1504	251-1504	1589	251-1589	1759	251-1759	1925	251-1925
1316	251-1316	1505	251-1505	1591	251-1591	1760	251-1760	1926	251-1926
1317	251-1317	1507	251-1507	1592	251-1592	1761	251-1761	1927	251-1927
1319	251-1319	1509	251-1509	1593	251-1593	1763	251-1763	1935	251-1935
1320	251-1320	1510	251-1510	1594	251-1594	1765	251-1765	1936	251-1936
1321	251-1321	1511	251-1511	1595	251-1595	1766	251-1766	1938	251-1938
1322	251-1322	1512	251-1512	1596	251-1596	1767	251-1767	1947	251-1947
1323	251-1323	1513	251-1513	1597	251-1597	1769	251-1769	1948	251-1948
1325	251-1325	1516	251-1516	1598	251-1598	1772	251-1772	1949	251-1949
1326	251-1326	1517	251-1517	1600	251-1600	1800	251-1800	1952	251-1952
1345	251-1345	1518	251-1518	1610	251-1610	1801	251-1801	1953	251-1953
1347	251-1347	1519	251-1519	1612	251-1612	1803	251-1803	1954	251-1954
1348	251-1348	1520	251-1520	1613	251-1613	1805	251-1805	1955	251-1955
1349	251-1349	1521	251-1521	1614	251-1614	1806	251-1806	1956	251-1956
1351	251-1351	1522	251-1522	1615	251-1615	1807	251-1807	1957	251-1957
1352	251-1352	1523	251-1523	1616	251-1616	1809	251-1809	1960	251-1960
1353	251-1353	1524	251-1524	1620	251-1620	1810	251-1810	1961	251-1961
1366	251-1366	1525	251-1525	1624	251-1624	1811	251-1811	1977	251-1977
1367	251-1367	1526	251-1526	1627	251-1627	1812	251-1812	1987	251-1987
1372	251-1372	1527	251-1527	1630	251-1630	1813	251-1813	1999	251-1999
1373	251-1373	1528	251-1528	1631	251-1631	1814	251-1814	205R	210-1405
1374	251-1374	1529	251-1529	1632	251-1632	1815	251-1815	207R	210-1407
1375	251-1375	1530	251-1530	1633	251-1633	1816	251-1816	2113	251-2113
1387	251-1387	1531	251-1531	1634	251-1634	1820	251-1820	215R	210-1405
1390	251-1390	1532	251-1532	1635	251-1635	1825	251-1825	217R	210-1407
1392	251-1392	1534	251-1534	1636	251-1636	1826	251-1826	225	215-1200
1395	251-1395	1535	251-1535	1637	251-1637	1827	251-1827	229	214-1200
1396	251-1396	1537	251-1537	1638	251-1638	1838	251-1838	230	214-1201
1397	251-1397	1539	251-1539	1641	251-1641	1841	251-1841	231	210-0447
1398	251-1398	1540	251-1540	1642	251-1642	1842	251-1842	232	215-0178
1406	251-1406	1542	251-1542	1643	251-1643	1843	251-1843	233	214-1203
1408	251-1408	1543	251-1543	1644	251-1644	1845	251-1845	234	214-3105
1412	251-1412	1544	251-1544	1646	251-1646	1847	251-1847	235	215-3105
1414	251-1414	1545	251-1545	1647	251-1647	1848	251-1848	237	214-0443
1426	251-1426	1546	251-1546	1651	251-1651	1849	251-1849	240	215-0443
1428	251-1428	1547	251-1547	1652	251-1652	1852	251-1852	245	214-1306

INTERCHANGE

Interchange

PRECISION	OUR #	PRECISION	OUR #	PRECISION	OUR #	PRECISION	OUR #	PRECISION	OUR #
246	215-1307	362	240-1301	451	230-0451	535	210-3117	662	270-2912
248	215-1309	365	210-0260	452	233-2116	536	230-3000	666	570-2896
250	215-1200	368	210-0350	453	233-2002	540	230-4002	668	270-2897
253	214-0134	369	210-0153	454	233-2117	541	230-4140	669	270-2898
254	214-1204	369U	212-0153	455	210-1200	544	230-4014	675	270-2895
255	215-1201	370	220-3500	456	220-0456	545	230-4015	710	220-7100
260	215-1203	371	210-0297	457	240-0457	546	230-4016	760	231-6000
264	214-1204	372	240-0356	458	240-0359	549	230-4104	763	231-6012
265	215-1204	374	210-0332	459	240-0459	550	230-5000	770	230-7000
269	214-0153	375	240-0362	460	240-0460	552	230-5121	774	230-7202
270	215-0354	376	230-0407	461	220-0062	554	230-5008	781	230-8200
275	215-0353	377	215-0299	462	220-0064	557	230-5015	783	230-8202
280	215-0153	378	215-0269	463	220-7300	558	230-5150	785	230-8500
285	215-0017	379	210-0278	465	220-0465	560	230-6000	792	230-9017
287	214-0017	380	213-0443	466	215-0456	561	230-6101	793	230-9000
290	215-4009	381	230-0281	467	220-0012	563	230-6102	810	250-0810
293	210-1303	382	220-0066	468	220-3820	564	230-6102	811	250-0030
295	215-0160	383	220-0052	470	240-0221	565	230-6016	812	250-0040
304	210-1301	384	220-0006	471	230-0471	566	230-6104	813	250-0070
305	210-1300	385	220-0010	473	210-0315	567	230-6008	814	250-0140
314	210-1304	386	220-0009	474	240-0220	568	230-6108	815	250-0110
314G	210-1304	387	220-0017	475	230-0558	569	230-7569	816	250-0150
315	210-1306	388	230-0308	47510	260-0279	570	230-7000	817	250-0200
315G	210-1306	389	220-0020	476	230-0560	572	230-7206	818	250-0818
316	210-1309	390	220-0012	47610	260-0280	574	230-7202	819	250-0819
317	211-1306	391	220-0027	477	230-0814	575	230-7203	820	250-0820
31810	260-0266	392	220-0028	478	230-0562	576	230-7204	832M	213-1306
319	240-0353	393	220-0029	480	240-0324	581	230-8200	838	211-0170
320	240-1201	394	220-0013	481	230-0481	582	230-8201	839	250-0601
329	210-0200	395	220-0011	482	230-7705	583	230-8202	840	240-0840
32910	260-0121	396	220-0014	483	230-7015	584	230-8203	853	250-0264
330	210-0160	397	220-0007	484	230-0328	603	260-1500	856	250-0265
33010	260-0178	398	220-0081	485	230-1004	604	260-1100	860	250-0600
331	210-0178	399	220-0088	486	230-0486	605	260-1100	861	250-0600
33110	260-0160	408	220-0191	487	230-1000	606	260-1200	870	250-0870
331AG	250-0120	410	220-0002	488	240-0326	607	260-0782	880	250-1400
332	230-0115	411	220-0411	490	230-1490	608	260-0779	882	250-1401
333	230-0279	412	220-0412	492	210-3008	609	260-0180	888	250-4400
334	230-0280	413	220-0410	49210	260-4178	611	261-0611	889	250-5500
335	230-0124	415	210-1211	494	230-4156	612	261-0612	890	230-0004
336	240-0186	416	210-1296	495	230-3020	613	261-0613	892	230-0006
337	240-0187	419	210-1253	496	210-3009	614	261-0614	893	230-0007
338	210-0170	422	210-1254	497	210-2530	615	261-0615	894	230-5800
340	220-0501	423	210-1205	498	210-2173	616	261-0616	895	230-5801
341	220-0500	425	210-1207	499	210-0048	617	261-0617	896	230-5802
341AG	250-0050	426	210-1208	505	210-2140	620	262-0620	897	250-5500
344	220-1100	427	210-1206	507	210-2011	621	262-0621	898	230-0075
344AG	250-0080	428	210-1214	508	210-2031	623	260-0623	899	230-0085
347	240-0369	429	210-1200	513	210-2500	624	260-0624	900	230-0279
348	240-0358	430	210-1201	514	210-0105	626	260-0626	904	230-9001
350	240-0356	431	210-1202	514G	210-0105	626L	261-0626L	905	230-6106
351	230-0188	432	210-1210	515	210-2011	627	260-0627	905B	232-6106
35110	260-0188	433	210-1203	516	210-2031	628C	260-0628	911	230-9001
351AG	250-0170	434	210-1204	517	210-2198	628F	260-1628	911B	232-9001
351R	260-0358	436	210-0456	517G	210-2198	633	260-0633	923	230-7008
352	210-0133	437	218-0443	519	210-2033	636	260-0636	927	230-7105
353	210-0134	43710	260-0443	522	210-2033	637	260-0637	927B	232-7105
354	210-0213	437G	210-0443	530	230-3001	638	260-0638	928	230-8105
355	240-0231	443	211-0443	53010	260-4105	643	260-0643	928B	232-8105
358	230-0155	445	210-0350	531	210-3012	646	260-0646	929	230-4110
35810	260-0155	446	220-0046	531G	230-3012	647	260-0647	931	230-0931
358R	230-0155	447	240-0447	532	210-3105	648	260-0648	932	230-1880
359	230-0165	448	240-0448	534	210-3105	649	260-0649	933	230-5173
36010	260-0153	449	240-0354	53410	260-1204	660	270-2911	934	250-3501
361	210-0248	450	220-0093	534G	210-3105	661	270-2910	950	231-8501

INTERCHANGE

Interchange

PRECISION	OUR #	SPICER	OUR #	SPICER	OUR #	SPICER	OUR #	SPICER	OUR #
951	230-2002	2-26-457	260-0649	5-143X	210-0178	5-212X	240-0231	5-326X	240-0326
952	230-2116	5-10007X	230-1000	5-149X	210-0200	5-213X	210-0213	5-328X	230-0328
957	230-0957	5-100X	210-0105	5-14X	220-0500	5-2140X	210-2140	5-332X	210-0332
958	230-5109	5-101X	220-0501	5-1500X	220-0011	5-2173X	210-2173	5-344X	214-0134
963	230-8502	5-102X	220-0500	5-1501X	220-0027	5-2175X	210-2173	5-350X	210-0350
964	250-3500	5-103X	210-0170	5-1502X	220-0013	5-218X	230-0124	5-353X	240-0353
966	230-3158	5-10490X	230-1490	5-1503X	220-0081	5-2198X	210-2198	5-354X	240-0354
967	230-3143	5-105X	210-0105	5-1504X	220-0007	5-21X	210-0200	5-355X	240-0359
968	230-5177	5-107X	210-0105	5-1505X	220-0029	5-220X	240-0220	5-357X	240-1301
968B	232-5177	5-108X	210-2011	5-1506X	220-7300	5-221X	240-0221	5-4002X	230-4002
969	230-4143	5-10X	210-0160	5-1507X	220-0006	5-226X	230-0124	5-4014X	230-4014
983	220-1501	5-110X	210-0170	5-1508X	220-0012	5-227X	230-1880	5-4015X	230-4015
988	230-1003	5-111X	220-0500	5-1509X	220-0014	5-229X	210-0213	5-4016X	230-4016
993	230-5993	5-113X	210-0200	5-1510-1X	220-0017	5-230X	210-0213	5-407X	230-0407
994	230-2117	5-114X	210-0105	5-1510X	220-0017	5-231X	240-0231	5-409X	210-1204
995	250-1200	5-115X	230-0115	5-1511X	220-0020	5-236X	230-0124	5-4101X	230-4140
996	230-4141	5-116X	230-0279	5-1513X	220-0009	5-237X	230-0188	5-4140X	230-4110
997	230-5154	5-117X	230-0280	5-1514X	220-0010	5-242X	250-1200	5-4143X	230-4143
998	230-0998	5-11X	210-0200	5-1515X	220-0052	5-243-1X	250-3501	5-419X	210-0153
999	230-5148	5-1200X	210-1200	5-1516X	220-0088	5-243X	250-3500	5-420X	210-0278
		5-1201X	210-1201	5-1519X	220-0465	5-246X	210-0200	5-422X	230-0560
		5-1202X	210-1202	5-1520X	210-2500	5-248X	210-0248	5-429X	210-0160
		5-1203X	210-1203	5-153X	210-0153	5-249X	210-0248	5-430X	240-0840
		5-1204X	210-1204	5-155X	230-0155	5-24X	230-0124	5-431X	250-4400
		5-1205X	210-1205	5-158X	230-0155	5-252X	210-0153	5-432X	250-5500
		5-1206X	210-1206	5-15X	230-0115	5-2530X	210-2530	5-433-1X	213-0443
		5-1207X	210-1207	5-160X	210-0160	5-2532X	210-2500	5-436X	240-0231
		5-1208X	210-1208	5-160XU	210-0160	5-255X	210-0153	5-438X	230-0558
		5-1209X	210-1200	5-160XU	260-0178	5-260-1X	215-0269	5-442X	230-0560
		5-120X	210-0200	5-165-4CX	230-0165	5-260X	210-0260	5-443X	210-0443
		5-1210X	210-1210	5-165X	230-0165	5-262X	210-0160	5-447X	210-0447
		5-1211X	210-1211	5-16X	230-0279	5-263X	230-0188	5-456X	210-0456
		5-1214X	210-1214	5-170-1X	211-0170	5-264X	250-0264	5-45X	210-0048
		5-121X	210-0200	5-170X	210-0170	5-265X	250-0265	5-460X	240-0358
		5-121XU	210-0200	5-174X	210-0178	5-273X	210-0213	5-462X	210-0160
		5-121XU	260-0121	5-177X	230-0280	5-275X	230-0155	5-464X	230-0471
		5-124X	230-0124	5-178X	210-0178	5-278X	210-0278	5-467X	214-0153
		5-125X	210-0200	5-178XU	210-0178	5-279-2X	230-0279	5-469X	230-0814
		5-129-1X	250-4401	5-178XU	260-0178	5-279X	230-0279	5-471X	210-0447
		5-129X	250-1400	5-17X	230-0280	5-280-4X	230-0280	5-477X	210-0153
		5-12X	210-0200	5-181X	220-0501	5-280X	230-0280	5-478X	210-0213
		5-1300X	210-1300	5-185X	230-1880	5-281-4X	230-0281	5-479X	210-0134
		5-1301X	210-1301	5-186X	240-0186	5-281X	230-0281	5-480X	210-0178
		5-1303X	210-1303	5-187X	240-0187	5-282X	210-0447	5-481X	210-0160
		5-1304X	210-1304	5-188X	230-0188	5-297-1X	215-0299	5-482X	230-0188
		5-1306-1X	211-1306	5-18X	210-0178	5-297X	210-0297	5-485X	230-0188
		5-1306X	210-1306	5-1X	220-0501	5-299X	230-0165	5-4X	220-1100
		5-1306XS	210-1306	5-2000X	210-2031	5-2X	220-0501	5-5000X	230-5000
		5-1306XS	260-0266	5-2002X	230-2002	5-3000X	230-3001	5-5008X	230-5008
		5-1307X	210-1306	5-2007X	210-2011	5-3008X	210-3105	5-5015X	230-5015
		5-1308X	210-1306	5-200X	210-0200	5-3009X	210-3009	5-510X	230-0562
		5-1309X	210-1309	5-2011X	210-2011	5-300X	220-0500	5-511X	210-0153
		5-130X	210-0213	5-2012X	210-0105	5-3011X	210-3008	5-5121X	230-5121
		5-1312X	240-0362	5-2014X	210-2033	5-3012X	230-3012	5-515X	230-0560
		5-1313X	240-0459	5-201X	210-0200	5-3022X	240-0356	5-5177X	230-5177
		5-131X	240-0231	5-2026X	210-0105	5-303X	240-0221	5-521X	210-0213
		5-132X	210-0153	5-2031X	210-2031	5-304X	230-0155	5-523X	230-0155
		5-133X	210-01333	5-2032X	210-0048	5-306X	230-0280	5-526X	218-0443
		5-134X	210-0134	5-2033X	210-2033	5-308X	230-0308	5-527X	240-0369
		5-138X	210-0134	5-2048X	210-2031	5-30X	230-0115	5-529X	214-0153
		5-13X	210-0200	5-2049X	210-2033	5-3111X	210-3105	5-538X	210-1204
		5-1404X	210-1405	5-2053X	210-0105	5-3147X	210-3105	5-539X	240-0353
		5-1405X	210-1405	5-2064X	210-2011	5-315X	218-0443	5-541X	240-0231
		5-1406X	210-1407	5-2066X	210-2033	5-324X	240-0324	5-543X	230-0155
		5-1407X	210-1407	5-2116X	230-2116	5-325X	230-0155	5-544X	240-0356

SPICER OUR #

1000	210-0170
1100	220-0500
1110	220-0500
1210	218-0443
1270	210-0200
1280	210-0200
1300	220-1100
1310	210-0153
1330	210-0213
1350	210-0178
1410	210-0160
1480	230-0188
1500	230-0115
1550	230-0155
1590	240-0460
1600	230-0279
1650	230-0165
1700	230-0280
1800	230-0124
1850	230-1880
1880	230-0308
1-4-2543	251-1700
1-4-2553	251-1702
1-4-2493	251-1703
1-4-3003	251-1211
1-4-3013	251-1211
10-3-12X	251-1759
10-3-13X	251-1750
1-4-1061X	251-1291
1-4-1141X	251-1292
1-4-1481X	251-1291
1-4-1561X	251-1292
1-4-162	251-1294
1-4-222	251-1244
1-4-262	251-1293
1-4-282	251-1244
1-4-861	251-1254
1-4-871X	251-1254
1-4-881X	251-1291
1-4-951	251-1254
1-4-981	251-1257
2-26-367	260-0647
2-26-407	260-0648

INTERCHANGE

Interchange

SPICER	OUR #	SPICER	OUR #	SPICER	OUR #	SPICER	OUR #	SPICER	OUR #
5-547X	218-0443	2-4-1173	251-1312	3-4-833	251-1812	10-4-723	251-1705	378484-25	251-1593
5-550X	210-1200	2-4-122	251-1323	3-4-893	251-1810	10-4-853	251-1524	378484-31	251-1595
5-554X	210-0443	2-4-1263	251-1300	3-4-913	251-1811	12-91-72	251-1584	378485-18	251-1592
5-565X	240-0460	2-4-1343	251-1300	10-4-31	251-1545	14-91-72	251-1576	378485-25	251-1594
5-5800X	230-5800	2-4-1373	251-1305	10-4-32	251-1540	3-4-4-12	251-1454	378485-31	251-1596
5-5801X	230-5801	2-4-1383	251-1305	10-4-33	251-1517	3-4-4-131X	251-1452		
5-5802X	230-5802	1-4-3043	251-1216	10-4-43	251-1513	3-4-4-173	251-1406		
5-589X	210-1306	1-4-3063	251-1219	10-4-52	251-1539	3-4-4-183	251-1408		
5-598X	240-0353	1-4-3093	251-1223	10-4-53	251-1546	3-4-4-193	251-1412		
5-599X	240-0457	1-4-3103	251-1227	10-4-62	251-1537	3-4-4-491X	251-1452		
5-5X	210-0200	1-4-3113	251-1226	10-4-63	251-1518	3-4-4-511X	251-1453		
5-6000X	230-6000	1-4-3133	251-1229	10-4-72	251-1539	3-4-4-91	251-1442		
5-6016X	230-6000	1-4-3253	251-1213	10-4-73	251-1519	3-4-82-78-3227X	251-1447		
5-60X	210-0160	2-4-1443	251-1312	10-4-83	251-1548	3-26-587	251-1475		
5-6102X	230-6102	2-4-1453	251-1312	10-4-93	251-1522	3-28-667	251-1855		
5-6106X	230-6106	2-4-1463	251-1313	10-4-11	251-1542	3-4-10391X	251-1852		
5-6108X	230-6108	2-4-152	251-1321	10-4-12	251-1537	3-4-10481X	251-1853		
5-6109X	230-7569	2-4-1563	251-1308	10-4-13	251-1512	3-4-10711X	251-1472		
5-6110X	230-6106	2-4-1593	251-1305	10-4-21	251-1544	3-4-10731X	251-1473		
5-611-1X	210-0153	2-4-162	251-1323	10-4-22	251-1534	3-4-1173	251-1428		
5-617X	210-0178	2-4-172	251-1322	10-4-23	251-1535	3-4-5091X	251-1841		
5-618X	210-0213	2-4-192	251-1321	3-4-5081	251-1841	3-4-5181X	251-1852		
5-619X	240-0231	2-4-473	251-1395	3-4-5101	251-1842	3-4-5231X	251-1843		
5-61X	220-0500	2-4-503	251-1396	3-4-5111	251-1843	3-4-5251X	251-1852		
5-621X	240-0231	2-4-533	251-1397	3-4-5221	251-1843	3-4-6201X	251-1470		
5-625X	210-0153	2-4-803	251-1398	3-4-5341	251-1842	3-4-6481X	251-1472		
5-626X	210-0153	2-4-1403	251-1308	10-3-122X	251-1761	3-4-6511X	251-1853		
5-627X	210-0447	2-4-1413	251-1310	10-3-162X	251-1772	3-4-6771X	251-1473		
5-631X	210-0213	2-4-142	251-1320	10-3-163X	251-1756	3-55-182	251-1492		
5-634X	240-0353	2-4-1423	251-1309	10-3-183X	251-1755	3-70-28X	260-0160		
5-635X	240-0359	2-4-3101	251-1352	10-3-22X	251-1760	3-70-38X	260-0188		
5-636X	210-1309	2-4-3111	251-1353	10-3-23X	251-1751	3-94-18X	260-0178		
5-637X	240-0359	3-4-52	251-1820	10-3-32X	251-1766	3-94-28X	260-0155		
5-63X	210-0200	3-4-72	251-1827	10-3-33X	251-1752	5-70-28X	260-0279		
5-641X	210-0160	3-4-12	251-1854	10-3-51X	251-1765	6.5-70-18X	260-0280		
5-647X	240-0353	3-4-22	251-1826	10-3-81X	251-1763	230566	251-1583		
5-648X	240-0448	2-4-3331	251-1392	10-3-83X	251-1754	230575	251-1582		
5-6X	210-0200	2-28-1127	251-1375	10-4-103	251-1527	230590	251-1581		
5-7000X	230-7000	2-28-1747X	260-0633	10-4-1101X	251-1566	230591	251-1587		
5-70X	210-0170	2-28-1777X	260-0637	10-4-113	251-1526	16-91-72	251-1577		
5-7105X	230-7105	2-28-2137X	260-0638	10-4-123	251-1530	20-91-72	251-1579		
5-71X	210-0200	2-4-1603	251-1305	10-4-133	251-1512	210476-1X	261-0616		
5-7202X	230-7202	2-4-1633	251-1312	10-4-141X	251-1566	210782X	260-0782		
5-7206X	230-7206	2-4-1873	251-1312	10-4-143	251-1527	210841X	261-0615		
5-74X	210-0260	2-4-3041X	251-1372	10-4-153	251-1528	211007X	260-1100		
5-78X	210-0178	2-4-3091X	251-1351	10-4-163	251-1525	211008X	260-1100		
5-7X	210-0178	2-4-3481X	251-1372	10-4-171	251-1542	211009X	260-1200		
5-8105X	230-8105	2-4-4211X	251-1373	10-4-173	251-1513	211012X	260-1500		
5-81X	220-0501	2-4-6451X	251-1372	10-4-183	251-1552	211013X	260-1500		
5-8200X	230-8200	2-4-6611X	251-1373	10-4-192	251-1537	211177X	260-0782		
5-8201X	230-8201	2-70-18X	260-0153	10-4-193	251-1529	211179X	260-0779		
5-8202X	230-8202	2-70-28X	260-4178	10-4-211	251-1542	211342X	260-0180		
5-8500X	230-8500	2-70-38X	260-0266	10-4-253	251-1516	211355X	260-0782		
5-8X	210-0160	2-70-48X	260-4105	10-4-282	251-1560	211407X	261-0613		
5-9000X	230-9000	2-86-348	261-0611	10-4-293	251-1553	228163X	251-1615		
5-9001X	230-9001	2-94-28X	260-0121	10-4-373	251-1510	229116-3227X	251-1449		
5-9002X	230-9017	2-94-58X	260-1204	10-4-443	251-1523	229381X0	251-1266		
5-9016X	230-9001	3-4-182	251-1474	10-4-453	251-1516	229382X0	251-1366		
5-92X	250-0600	3-4-242	251-1474	10-4-481	251-1567	229383X0	251-1870		
5-94X	220-1100	3-4-723	251-1800	10-4-493	251-1522	229387X0	251-1259		
5-9X	210-0178	3-4-743	251-1801	10-4-573	251-1521	229388X0	251-1367		
SP90X	240-0460	3-4-773	251-1806	10-4-643	251-1520	229389X0	251-1871		
SPL90	240-0460	3-4-783	251-1805	10-4-693	251-1700	229566X0	251-1460		
2-4-72	251-1323	3-4-793	251-1807	10-4-703	251-1703	229567X0	251-1461		
2-4-102	251-1374	3-4-813	251-1809	10-4-713	251-1702	378484-18	251-1591		

INTERCHANGE



GMB North America, Inc.
200 Herrod Boulevard • Dayton, NJ. 0881
(800) 421-5019
WWW.GMB.NET


2009 UNIVERSAL JOINT • WASHIEN CATALOU