
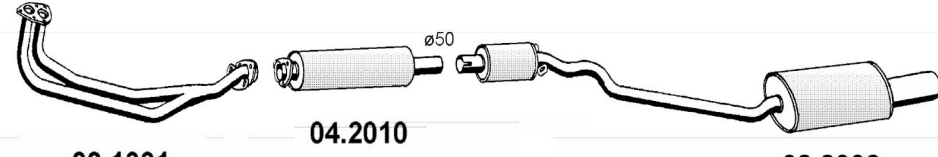



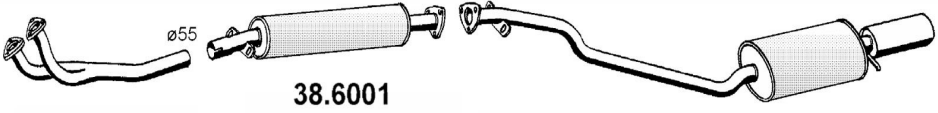



 <p>38.1001 477253101G 477253125Q</p> <p>04.2010 477253121A</p> <p>38.8001 477253125C</p> <p>ART1966</p>	<p>924 2.0</p> <p> Coupe From 11/1975 To 08/1989 c.c. 1984 Kw. 92 Hp. 125</p>
 <p>38.1001 477253101G 477253125Q</p> <p>04.2010 477253121A</p> <p>38.8002 477253125K 477253125S</p> <p>ART1967</p>	<p>924 2.0</p> <p> Coupe From 11/1975 To 08/1989 c.c. 1984 Kw. 92 Hp. 125</p>
 <p>38.6002 93111190100</p> <p>38.7002 94411104100 93111108301</p> <p>ART1969</p>	<p>924 2.5</p> <p> Coupe From 09/1981 To 1988 c.c. 2479 Kw. 118 Hp. 160</p>
 <p>38.1002 94411198300</p> <p>38.6001 94411198500</p> <p>38.7001 94411108301</p> <p>ART1968</p>	<p>944 - 924 S 2.5</p> <p> Coupe From 1986 To 1989 c.c. 2479 Kw. 110 Hp. 150</p>
 <p>38.6002 93111190100</p> <p>38.7002 94411104100 93111108301</p> <p>ART1970</p>	<p>944 T 2.5</p> <p> Coupe From 1985 To 07/1988 c.c. 2479 Kw. 162 Hp. 220</p>